



2013 MINNESOTA VIKINGS TEAM GUIDE



2013 TEAM GUIDE



MINNESOTA VIKINGS



LAST SEASON LAST CALL

OFFICIAL BEER SPONSOR OF THE MINNESOTA VIKINGS

FIND OUT ABOUT **EVENTS & PROMOTIONS** ALL
SEASON LONG AT **VIKINGS.COM/MILLERLITE**

IT'S *Miller* TIME.

#ITSMILLERTIME

FIND US  FOLLOW US 



**GREAT BEER
GREAT RESPONSIBILITY.**

©2013 MILLER BREWING CO., MILWAUKEE, WI



MINNESOTA VIKINGS MISSION STATEMENT

The focus of the Minnesota Vikings is to win World Championships and to create a world class organization that competes and operates consistently with core values in mind.

Integral to those core values is that everyone profoundly understands and appreciates that each and every member of the organization is critical to our success. The bar is set high and there is great respect for wanting to create a sports, entertainment and business product that our fans take great pride in and enjoy; and is admired throughout sports. In order to accomplish this mission, it is essential that we have people of good character and high integrity and who aspire to be the best in their unique roles:

“Winning with Integrity”

MINNESOTA VIKINGS AT A GLANCE

Founded	January 28, 1960
First Season.....	1961
Team Facility	Winter Park
.....	9520 Viking Drive, Eden Prairie, MN 55344
Stadium.....	Mall of America Field at Hubert H. Humphrey Metrodome
.....	425 Chicago Avenue, Minneapolis, MN 55415
Capacity.....	64,126
Playing Surface.....	UBU-Speed Series-S5-M
Super Bowl Appearances.....	Super Bowl IV, VIII, IX, XI
Division Championships (18)	1968, 1969, 1970, 1971, 1973, 1974, 1975, 1976, 1977, 1978,
.....	1980, 1989, 1992, 1994, 1998, 2000, 2008, 2009
Playoff Appearances (27)	1968, 1969, 1970, 1971, 1973, 1974, 1975, 1976, 1977, 1978,
.....	1980, 1987, 1988, 1989, 1992, 1993, 1994, 1996, 1997, 1998, 1999, 2000, 2004, 2008, 2009, 2012
All-Time Record (regular season).....	445-381-9

2013 MINNESOTA VIKINGS

OFFICIAL TEAM GUIDE

Kickoff 2013

New Vikings Stadium	4-5
Vikings Children's Fund	6
Vikings Youth Football	7
Vikings Community Relations	8-11
Viking Uniform Unveiled.....	12
Final Season at Mall of America Field.....	13

Administration

Zygi Wilf	16
Mark Wilf, Leonard Wilf, Jeffrey Wilf	17-18
Ownership Partners	19
Rick Spielman	20
Vikings Vice Presidents	21-24

Coaching Staff

Head Coach Leslie Frazier	28-30
Assistant Coaches and Staff	31-55

Vikings Personnel/Scouting Staff

George Paton	58
Scott Studwell	59
Vikings Scouting and Personnel Staff	60-66

Support Staff

.....	67-75
-------	-------

Players

Veterans.....	80-166
Rookies and Free Agents.....	168-177
Vikings Alphabetical Roster	178

2012 Season Review

Regular Season Statistics	180
Regular Season Defensive Statistics	181
Participation Chart.....	183
Game-By-Game Starters.....	184
The Last Time	185
2012 NFL Standings.....	186
NFL Teams of the Decades.....	187

Records

Attendance Records	190
All-Time Leaders.....	191-196
Individual Records	197-203
Vikings Big Days Rushing/ Passing/Receiving	204-206
All-Time Scoring	206-209
All-Time Starting QB	209
All-Time Passing/Receiving/Rushing	210-213
Touchdowns by Season	213
Team Records	214-217
Opening Day Results/Highs.....	218
Final NFL Offensive/Defensive Rankings.....	219

Playoff Records

All-Time Playoff Leaders	221
Big Days/Playoffs	221
Individual Playoff Records.....	222
Team Playoff Records.....	223-224

History

Vikings Lore	225-228
Vikings Coaching History	229-230
Results: Year-by-Year.....	231-237
Vikings All-Time Records.....	238
Overtime Games	238
Primetime/Thanksgiving Games	239
Series Standings	240-242
Vikings Alumni	243-246
Vikings All-Time Games Played/Started	247
Vikings All-Time Drafts	248-251
Pro Football Hall of Fame.....	252-253
Vikings Ring of Honor.....	254-257
Retired Jersey Numbers	257
Korey Stringer Good Guy Award.....	257
All-Time Players/Week/Month	258-259
Vikings All-Time Honors	260-261
Pro Bowl Honorees.....	261
Year-by-Year	262-266
Super Bowl Results.....	267
Homes of the Vikings	268

Extra Points

2013 Vikings Training Camp.....	270
Vikings Preseason Television.....	270
Vikings Radio Network	271
Vikings Media Policy	272
2013 NFL Schedule.....	273-274
Vikings Schedule.....	280

The Minnesota Vikings 2013 Official Team Guide is a production of the Minnesota Vikings Public Relations Department. Cover and inside page design by Erin Swartz, Alicia Dryer and Sara Strand. Printing and layout by Bolger Vision Beyond Print, Minneapolis, MN. Design and Technical Support - Bill Doll, De Schara, Monica Smith and the Bolger staff. Inside photography by Steve Smith, Rick Kolodziej, Brad Madson, Steve Lucas, Brad Madson, Andy Kenutis and Craig Odegard. Editor - Tom West. Editorial Assistants - Bob Hagan, Jeff Anderson, Jon Ekstrom, Sam Newton, Zach Royle and Mike Wobschall.



2013 TEAM GUIDE

KICKOFF

NEW VIKINGS STADIUM



Following the passage of stadium legislation in both the Minnesota House and Senate on May 10, 2012, the Vikings and the Minnesota Sports Facilities Authority (MSFA) immediately began the design and construction process in order to achieve a 2016 stadium opening. Through a public RFP process, the two parties jointly selected HKS Sports & Entertainment as the stadium architect and Minneapolis-based Mortenson Construction as the construction manager. Both have extensive experience in their respective areas with professional sports facilities, with HKS having designed Cowboys Stadium and Lucas Oil Stadium, and Mortenson having built Target Field, TCF Bank Stadium, Xcel Energy Center and Target Center.

With the architect and builder on board, the Vikings and the MSFA unveiled the new stadium design on May 13, 2013, a fitting celebration almost exactly one year after Governor Mark Dayton signed the stadium bill into law on May 14, 2012. The bold, iconic design received high marks from the general public and state leaders for its progressive look and its openness to the surrounding neighborhoods.

Vikings fans also raved about the new design and the stadium's unique features, including the largest transparent ethylene tetrafluoroethylene (ETFE) roof in the nation and five pivoting glass doors that will open to the downtown skyline. With the stadium's openness, fans will experience an outdoor feel in a climate-controlled environment. Vikings fans will also be as close to the action as any NFL stadium in the country, with the closest fans sitting just 44 feet from the sideline. Seven levels, including two general admission concourses with 360-degree circulation and various views into the bowl, will be connected with escalators, elevators, stairs and a continuous ramp. Two of the largest and highest-quality HD video boards in the NFL will be located in both the east and west end zones, and over 1,200 HD flat screen televisions will be distributed throughout the concourses.

Groundbreaking for the new 65,000-seat stadium will take place in late Fall 2013, and demolition of Mall of America Field will occur in early 2014 following the completion of the Vikings 2013 season.

Stadium Site:

- * Downtown East - Minneapolis, MN.
- * Access from I-35W and Hwy I-94.
- * Light Rail Transit access.
- * 33-acres.
- * Access points to city and stadium on all four sides.
- * Two-plus acre plaza opening to downtown Minneapolis.
- * Parking ramps with skyways connected to downtown core.
- * Expanded tailgating zone in Minneapolis.

Stadium Exterior:

- * Bold, iconic design unique to Minnesota.
- * Fixed roof with largest span of transparent ethylene-tetrafluoroethylene (ETFE) in country.
- * Lightest and most efficient roof structure in nation.
- * Five large pivoting glass doors that will open to the fan plaza.
- * Zinc metal panels, glass and glazed curtain wall.

Stadium Interior:

- * 65,000 seats, expandable to 73,000 for Super Bowl.
- * Up to 125 suites and 7,500 club seats, including field-level suites.
- * Some of the closest seats and suites to the game action in any NFL stadium.
- * Seven levels connected by stairs, ramp, escalators and elevators.
- * Two concourses with 360-degree circulation and various views into the bowl.
- * Highest quality HD video boards located in both east and west end zones; approximately 118x50 feet.
- * Over 1,200 HD flat screen TVs located in concourses.
- * Large public gathering spaces.
- * Transparent, open structure connecting fans to outdoors in climate-controlled environment.
- * Wide concourses.
- * More restrooms.
- * Increased and enhanced concessions.
- * Accessibility for people with disabilities.
- * Ample space for pre-game events/activities.
- * Vikings team store and Hall of Legends.

NEW VIKINGS STADIUM

ETFE Q&A

What is ETFE?

ETFE is a co-polymer resin that is extruded into a thin film. Originally created by the space industry, the plastic-like material is transparent but can be treated to be translucent, is extremely light-weight, very durable and resistant to corrosion.

What is the life/longevity of ETFE?

ETFE does not degrade with exposure to UV light, atmospheric pollution, harsh chemicals or extreme temperatures. The material has withstood extensive testing within extreme environments and is expected to have a 30-50 year life expectancy while requiring minimal maintenance.

How does ETFE handle weight/pressure?

Despite its weight (1/100 the weight of glass), ETFE handles snow/wind loads very well. In sheet form, it can stretch three times its length without losing elasticity.

How do you clean ETFE?

ETFE systems are extremely low maintenance. The surface of the foil is non-stick and non-porous, which allows the natural action of rain to clean the surface. Deposits of dirt, dust and debris remain unattached and are washed away with moisture, meaning ETFE effectively self-cleans with virtually no need to clean externally.

NEW STADIUM ETFE FACTS

- * Largest translucent ETFE roof in North America, spanning 240,000 square feet.
- * Only stadium in the nation with clear ETFE roof.
- * ETFE will comprise 60% of the entire roof.
- * ETFE will cover 60% of the field but angle of roof will allow sunlight over entire field.

**FOR THE LATEST STADIUM INFORMATION,
VISIT VIKINGS.COM.**

NEW STADIUM TIMELINE

2012

- May 10 - Stadium legislation passes.
- May 14 - Governor Mark Dayton signs stadium bill.
- May 25 - Minneapolis City Council provides local approval.
- June - Minnesota Sports Facilities Authority is established:
 - Michele Kelm-Helgen, Chair
 - John Griffith, Target Corporation
 - Duane Benson, former NFL player and state legislator
 - Barbara Butts-Williams, Capella University
 - Bill McCarthy, Minneapolis Regional Labor Federation
- September 28 - HKS Sports & Entertainment Group is selected as stadium architect.
- October - Vikings & MSFA host series of public listening sessions throughout Minnesota on new stadium design.

2013

- February 15 - Mortenson Construction is selected as construction manager.
- May 13 - Vikings, MSFA and HKS unveil new stadium design.
- August 9 - Vikings kick off final season at Mall of America Field.
- October/November - Stadium groundbreaking occurs and construction begins.
- Fall - Vikings sales center opens.
- Fall - Stadium Guaranteed Maximum Price is established.
- Fall - Minneapolis Super Bowl Committee is formed.

2014

- February/March - Metrodome is demolished.
- August - Vikings kick off first season at TCF Bank Stadium.

2015

- August - Vikings play second season at TCF Bank Stadium.

2016

- July - New stadium opens.
- August - Vikings kick off opening season in new stadium.



VIKINGS CHILDREN'S FUND

There have been many changes on and off the field for the Minnesota Vikings since the team's inception, but the organization's steadfast commitment to children has always remained the same.

In light of the organization's commitment to community, the Vikings Children's Fund (VCF) was established in 1978 and has since raised over \$10 million to give back to those in need. The VCF is a means for Vikings players, coaches, cheerleaders, staff and their families to focus their community support to help children. The VCF distributes grants to health, education and family services organizations benefiting children.



In 2012 the VCF provided nearly 80 grants to nonprofit organizations and has donated more than \$5 million to support the University of Minnesota Department of Pediatrics, which boasts highly-skilled pediatricians and excels in break-through research.

To learn more about the VCF - or to make a donation - please call Patrick Leopold at (952) 828-6500. If your charitable organization is interested in applying for a VCF grant, log on to Vikings.com to download a grant application form. Grant applications need to be mailed by the end of March each year for fall awards.

VIKING CHILDREN'S FUND FACTS AND FIGURES

- The University of Minnesota Department of Pediatrics has been awarded over \$5 million to support research fighting childhood diseases.
- The Vikings Children's Fund supported nearly 80 organizations in 2012.
- The Vikings Children's Fund has supported over 300 child-related organizations across Vikings country since the inception in 1978.



The Vikings have a long-standing tradition of cooperation and progress in the areas of child and family health with the University of Minnesota. The club makes regular visits to the Amplatz Children's Hospital.

VIKINGS YOUTH FOOTBALL

The Vikings Youth Football mission statement is to grow, support and promote youth football through fair play, health/wellness and academics. Innovative programs reach youngsters through the High School Player Development 7-on-7 Tournament, Youth Football Camps, USA Football Coaching School, equipment and field grants, the Vikings All-State Football Team and Minnesota Mr. Football, the High School Coach of the Week Program and the High School Coach of the Year.



MINNESOTA VIKINGS HIGH SCHOOL COACH OF THE WEEK:

The Minnesota Vikings and WCCO-TV teamed up to select top Minnesota high school football coaches to honor through the "Vikings High School Coach of the Week" program. The coaches were selected based on their outstanding leadership both on and off the field and received a \$1,000 grant for their respective school's football program. In 2012, Dwight Lundeen of Becker High School was recognized as the Vikings High School Coach of the Year.



CLOCKWISE: Decades of coaching experience on the Vikings staff makes the club's coaching clinics and appearances a big part of growing youth football programs...Supporting youth football through the Vikings 7-on-7 state tournament, won in 2013 by Lakeville South, that earned them a berth in the national tournament...The Vikings recognized their 11th All-State football team, consisting of 30 of the state's top players and presented at halftime of the Chicago game in December.



VIKINGS IN THE COMMUNITY

THE MINNESOTA VIKINGS "ON THE FIELD AND IN THE COMMUNITY - YOUR SPECIAL TEAM"

The Minnesota Vikings are more than a football team. The coaches, players and staff are your neighbors. Their wives or husbands may be your co-workers. Their children attend school with your children. The Vikings are a part of our community. Many schools, hospital charities and civic groups have been impacted by player involvement, staff participation and family volunteerism.

The Vikings organization is your neighbor too, as a corporate citizen actively involved in policy and service to Minnesota. The Vikings community relations department and Vikings Children's Fund handle a broad range of requests including player appearances, in-kind donations, partnering with non-profit groups on fundraisers, the production of public service announcements and team philanthropy. Since its inception in 1978, the VCF has donated more than \$6 million to the University of Minnesota Department of Pediatrics. The VCF has maintained a commitment to youth and families by distributing funds toward youth development, family services and education support- a total of nearly \$10 million given back to our community.

VIKINGS IN THE COMMUNITY

CLOCKWISE: Vikings K Blair Walsh has an extensive background as a soccer player and parlayed his passion for the sport into an active role in Hispanic Heritage Month and promoting Futbol Americano along with soccer for Twin Cities area youth. In his rookie season, Walsh was also active with programs at Groves Academy and the Taste of the Vikings, helping raise more than \$100,000 for the VCF Summer Lunch Program...Vikings DT Christian Ballard joined teammates Jerome Simpson, Marvin Mitchell and John Sullivan along with Vikings cheerleaders in a visit to the VA Medical Center to thank veterans for their service to our country...Vikings DE Everson Griffen joined teammates in teaching young athletes about the importance of exercising and competing wisely through the Sanford Health hydration education program that encourages young people to take care of their bodies through proper hydration when working hard. Griffen also took a lead role with the Vikings "Crucial Catch-Making Strides" Breast Cancer Awareness luncheon recognizing breast cancer survivors, their caregivers and families.





VIKINGS IN THE COMMUNITY

CLOCKWISE: Vikings WR Jerome Simpson, K Blair Walsch and alumni players Everett Lindsay and Chuck Foreman congratulated athletes at the Special Olympics Minnesota State Summer Games. The team hosted the annual Vikings Special Olympics Minnesota Punt, Pass and Kick event at Winter Park during spring 2013 DTA practices...Vikings RB Adrian Peterson continued to make an impact off the field, earning the club's 2012 Community Man of the Year for his efforts. He continued to host his "Shop With a Viking" event to make the holiday season more joyous for youngsters who are able to join him for a shopping spree at Sports Authority...The Vikings take an active role in supporting and sponsoring a variety of youth football programs throughout the state. The MiNi Vikings Kids Club sponsored by Children's Hospitals and Clinics of Minnesota gives youngsters an exciting opportunity to learn the game of football and develop healthy lifestyle habits early in life. In 2013, the Heads Up Football initiative will be a focus for the team and youth programs to provide a safer and better way to play this great game.





VIKINGS IN THE COMMUNITY

CLOCKWISE: Vikings C John Sullivan has been a leader by example for teammates, getting heavily involved with children's charities and taking special interest in the University of Minnesota Amplatz Children's Hospital, hosting holiday-themed parties during Halloween, Thanksgiving and Christmas along with donating \$150,000 toward a medical-friendly playground at the hospital. Sullivan has also taken a lead role in visits to the VA Medical Center to thank veterans for their service...Vikings Head Coach Leslie Frazier supports the Fuel Up to Play 60 campaign with the Midwest Dairy Council, an initiative to promote the proper nutrition for young people to get the most out of their daily exercise and get the program into schools...Vikings S Harrison Smith got involved with community outreach early in his career, delivering an important message about the importance of working as a team in school and in sports during an anti-bullying assembly at Olson Elementary School in Bloomington.





VIKINGS IN THE COMMUNITY

CLOCKWISE: The Vikings took part in their annual Playground Build in conjunction with Toro and Kaboom! at Howe School in Minneapolis. The build was the 7th consecutive year that the entire Vikings staff, coaches and players took part in providing students a safe place to play. Vikings players assembled playground equipment, painted, raked mulch, poured cement and visited with students in their classrooms at the build. Students were able to create their own playground design and see it get built on site...Everson Griffen took the lead on the club's "Crucial Catch-Making Strides" campaign to raise breast cancer awareness. Griffen and teammates, including Brandon Fusco, John Sullivan and Fred Evans, hosted a luncheon recognizing breast cancer survivors, their caregivers and families... The Vikings welcomed participants from Special Olympics Minnesota to an OTA practice at the Winter Park facility to hone their skills in punting, passing and kicking. Vikings players offered their expertise in the events and encouraged the athletes as they prepared for their upcoming competitions.



VIKINGS UNIFORMS UNVEILED

→ The Minnesota Vikings new uniform is a modern twist on the team's classic look. Reflecting a culture of toughness, simplicity and detailed craftsmanship, these unique characteristics give the Vikings uniform a renewed distinction.

- 1** A matte finish on the helmet with black face mask provides a strong, stoic look.
- 2** Distinct, simple lines pay homage to earlier Vikings uniforms, while the curves on the end reflect the curves in the bow of a Viking ship.
- 3** The Vikings color palette stays true while featuring a refreshed brighter gold accent that allows the purple to stand out.
- 4** The Vikings script is proudly positioned on the front of the jersey.
- 5** The new numbers and font are reminiscent of early Vikings uniform designs but now feature curved serifs also reflecting the bow of a Viking ship.
- 6** A clean, athletic stripe reflects traditional Vikings pant designs.



FINAL SEASON AT MALL OF AMERICA FIELD

The Minnesota Vikings are playing their final season at Mall of America Field in 2013, the stadium the club has called home since the 1982 season when the team moved downtown. The Vikings have played 253 regular season and playoff games at MOA Field, posting a 164-89 record in those contests. The Vikings first took the field under the dome on August 21, 1982 when Seattle visited in a preseason contest, a 7-3 Vikings win. The Vikings opened the 1982 regular season at home against Tampa Bay on September 12 and posted a 17-10 win over the visiting Bucs. A 5-4 record during the strike-shortened season resulted in the Vikings earning a playoff berth and hosting Atlanta in the first playoff game in the facility, a 30-24 Vikings win. Vikings RB Rickey Young scored the 1st TD in a regular season game at the Dome on a 3-yard run in the 2nd quarter of the 1982 opener against Tampa Bay.

The venue went on to host some of the NFL's record-setting performances, including Adrian Peterson's 296 yards rushing to set the single-game record against San Diego on 11/4/07 and Dallas' Tony Dorsett posting a 99-yard rushing TD, the longest in NFL history against the Vikings on 1/3/83. Gus Frerotte tied an NFL record for the longest pass play with a 99-yard scoring strike to Bernard Berrian against Chicago on 11/30/08.



MEMORABLE METRODOME MOMENTS courtesy MSFA

- 1979 Groundbreaking (12/20/79)
- 1981 Roof Inflation (10/2/81)
- 1982 Superturf/Sporturf (Original Playing Surface - '82-'86)
 - Twins 1st Game (Exhibition vs Phillies - 4/3/82)
 - Twins 1st Home Opener (vs Seattle - 4/6/82)
 - Vikings 1st Game (Preseason vs. Seattle - 8/21/82)
 - UM Gophers 1st Football Game (vs Ohio - 9/11/82)
 - Vikings 1st regular season game (vs. Tampa Bay - 9/12/82)
 - 1st Prep Bowl at the Metrodome (11/20/82)
- 1983 NFL Draft Party (4/26/83)
 - 1st Tractor Pull (5/21/83)
- 1984 1st UM Gophers Baseball Game (vs Creighton - 3/31/84)
 - 1st Minnesota Strikers game (vs AFC Ajax - 5/23/84)
- 1985 Major League Baseball All Star Game (7/16/85)
- 1986 NCAA Men's Basketball 1st and 2nd Round (March '86)
 - Bob Dylan, Grateful Dead, Tom Petty concert (6/26/86)
- 1987 AstroTurf Installed (1987-2003)
 - World Series Game 7 (Twins vs St. Louis - 10/25/87)
- 1989 Minnesota Timberwolves Inaugural Season ('89-'90)
 - Timberwolves final dome game (vs. Denver - 4/17/90)
- 1990 Olympic Festival Opening Ceremony (7/6/90)
- 1991 US Soccer Cup Opening Ceremony (July 1991)
 - World Series Game 7 (Twins vs. Atlanta - 10/27/91)
- 1992 SuperBowl XXVI (Buffalo vs Washington - 1/26/92)
- NCAA Men's BB Final Four (Duke vs. Michigan-4/6/92)
- 1994 Rolling Stones "Voodoo Lounge" tour (12/11/94)
- 1996 Billy Graham Crusade (6/19-23/86)
- 1997 U2 "Pop Mart" tour (10/29/97)
- 1999 NFC Championship Game (vs. Atlanta - 1/17/99)
- 2000 1st SnowCross Event (January)
- 2001 NCAA Men's BB Final Four (Duke vs. Arizona - 4/2/01)
- 2008 Gophers football final dome game (vs. Iowa - 11/22/08)
- 2009 Twins final dome game (ALDS vs Yankees 10/11/09)
- 2010 Sportex Momentum Turf Installed
- Roof Deflation Due to Snow Storm (12/12/10)
- 2011 UBU Sports Turf Installed (July/August 2011)
- 2013 Final Vikings regular season game (vs. Detroit - 12/29/13)





**DON'T
MISS
THE FINAL
SEASON**

**SEASON
TICKETS
START AT
\$279**




Get your season tickets now at
vikings.com or call 612.338.4537



2013 TEAM GUIDE

EXECUTIVES



ZYGI WILF

OWNER/CHAIRMAN

Zygi Wilf's nine seasons leading the ownership group that has stewardship of the Vikings franchise has been highlighted by commitment to core values and building a strong foundation for the future.

The Vikings have made 3 playoff appearances and won 2 NFC North titles in the past 5 seasons behind the Wilf family leadership. The 2012 Vikings exceeded outside expectations by going 10-6 and earning a playoff berth. The club went 4-0 down the stretch and the team was led by NFL Most Valuable Player Adrian Peterson as he finished with 2,097 yards to post the 2nd-most rushing yards in League history. Peterson became only the 3rd Vikings player to earn MVP honors, joining Alan Page in 1971 and Fran Tarkenton in 1975.

Under the direction of the Wilf family ownership group, the Vikings have made strides for the long-term viability of the franchise, highlighted by the approval of a state-of-the-art multi-use stadium project in downtown Minneapolis. The project, which gained state approval in May 2012, is set to open in 2016 and will give Vikings fans a premier venue while continuing the Vikings proud tradition of home-field advantage.

The new stadium project will create thousands of jobs and will build generations of memories for Vikings fans. Providing a world-class sports and entertainment destination for Minnesota will result in a renewed energy surrounding the market and will capture the attention of fans worldwide.

Throughout their tenure, the Wilf's ownership has established success on the field and with civic and corporate leadership in the community. Over the last eight years, the team has enhanced its already strong reputation as an NFL leader in community relations activities and has raised its level of involvement in civic and business endeavors. Under the stewardship of the Wilfs, the franchise delivered a historic public-private partnership to build a state-of-the-art, multi-use stadium as the centerpiece of an economic development package for the state

and region. The Vikings ownership is committed to investing in the state's economy and is dedicated to a world-class showcase for Minnesota's sporting future.

Wilf leads an ownership group that closely mirrors the structure that has led the Wilf family to national prominence in their business ventures with Garden Homes Development, a nationwide leader in retail, commercial and private residential development. Joining Wilf in the Vikings venture are his brother, Mark, cousin, Leonard, and nephew, Jeffrey, along with associates from outside the family.

The journey for Wilf from avid New York Giants fan sitting in the bleachers of Yankee Stadium in the 1960s to taking over the leadership of one of the NFL's proudest franchises has been marked by bold and well-founded business decisions, commitment to family and employees, and dedication to community.

Throughout the Wilf family's rise to prominence in real estate development, the consistent focus on philanthropy and never losing touch with family roots has been a foundation and philosophy.

Building a championship team with character has been at the core of the Wilf ownership group's growth as NFL owners. The Wilf family has stayed close to their roots, donating generously to heart-felt causes at home and throughout the world.

Wilf, the son of Joseph and Elizabeth Wilf, emigrated with his parents from Europe to the United States in the early 1950s and settled in New Jersey.

Zygi attended nearby Fairleigh Dickinson University, earning a bachelor's degree in economics and later graduated from New York Law School in Manhattan. Wilf, and wife, Audrey, have four children. Wilf was recognized in 2013 with the Fritz Pollard Alliance's Tank Younger Award in honor of his commitment to hiring and promoting minority candidates on the football and business side of the Vikings franchise.



Vikings owner Zygi Wilf helped engineer the team's rebound from a 3-13 season in 2011 to post the biggest turnaround in Vikings history in 2012, going 10-6 and earning a berth in the NFC Playoffs.



MARK WILF

OWNER/PRESIDENT

Vikings President Mark Wilf has played a key role in the development of the business aspects of the club and in organizing the leadership of the franchise to mirror the proven family model that the Wilf family has implemented in other successful ventures. As President, Mark manages day-to-day operations and directs all business departments of the Vikings. Mark also plays a leadership role in the stadium development process.

The Vikings enter 2013 with a leadership structure in place that will commit to the long-term success on the field and continue to enhance the civic and business involvement of the franchise in the region it calls home.

Under the direction of the Wilf family ownership group, the Vikings have made strides to establish the long-term viability of the franchise, highlighted by the approval of a state-of-the-art multi-use stadium in downtown Minneapolis. The project, which gained state approval in May 2012, is set to open in 2016 and will give Vikings fans a premier venue while continuing the Vikings proud tradition of home-field advantage.

The new stadium project will create thousands of jobs and opportunities and will build generations of memories for Vikings fans moving forward. Providing a world-class sports and entertainment destination for Minnesota will result in a renewed energy surrounding the market and will capture the attention of fans worldwide.

The Vikings have been a valuable part of the fabric of life in the region since beginning play in 1961. The Wilf family takes pride in building on the strong tradition of community involvement the franchise has been known for.

The Wilfs lead an ownership group that closely mirrors the structure that has led the Wilf family to national prominence in their business ventures with Garden Homes Development, a nationwide leader in retail, commercial and private residential development.

An NFL franchise is a valuable commodity to a community

and the Wilf ownership group recognizes and embraces the role as a civic leader. Under Mark Wilf's direction, the Vikings have enhanced their role as a business and community leader and have embraced their fans and partners locally and worldwide.


A lifelong fan of the NFL, Mark brings the same passion and desire to succeed in professional football as his elder sibling, Zyg. Throughout their professional lives, the brothers have worked tirelessly to involve everyone associated in their businesses as members of the family. The Minnesota Vikings are especially close to the family's heart with the opportunity to be actively engaged in the game they grew up passionately following. Mark Wilf has been actively involved with the Wilf family's Garden Homes Development enterprises and has served as a principal in the family business.

As a long-time fan of college and professional football, Wilf has been no stranger to the game or the thrill of competition. During his collegiate years, Mark served as the radio voice of Princeton Tigers football and basketball. Wilf earned his bachelor's degree from Princeton University and later graduated from the New York University School of Law. The Wilf family tradition of generous philanthropy and advancing causes with special meaning has been passed through the generations.

Wilf, and wife, Jane, have four children. The couple is actively involved in several causes close to the heart of the Wilf family.



The Vikings and Owner Mark Wilf welcomed NFL Commissioner Roger Goodell to Mall of America Field in 2012, where he attended the Tennessee Titans game and met with team and local business leaders.



LEONARD WILF

OWNER/VICE CHAIRMAN

Leonard Wilf joins cousins Zygi and Mark Wilf with the Vikings ownership group as Vice Chairman of the team for the 9th season in 2013. Away from the Vikings, Wilf also serves as President of family-owned Garden Homes Development, a nationwide leader in retail, commercial and private residential development based in New Jersey and New York.


Wilf earned his bachelor's degree, Cum Laude, from Boston University. Following his undergraduate work, Wilf graduated with a law degree from Georgetown University.

During his tenure at Georgetown, Wilf was editor of the Georgetown Law Review. Wilf went on to receive a Master of Law in Taxation from New York University.

In 2012, Wilf was recognized for his progressive work with charities and named to the board of the NFL Foundation. Active with several professional and civic groups, Wilf is Vice Chairman on the Board of Trustees of NYU and the NYU Law School. Wilf serves as Chairman of the American Society of Yad Vashem, a Board Member of New York Presbyterian Hospital and Allen-Stevenson School. He is an involved member of the International Council of Shopping Centers, New York Athletic

Club, Friars Club and recently Wilf was appointed a national trustee of The First Tee Program. An avid sportsman, Wilf enjoys skiing, golf, and deep sea fishing. His interest in NFL football was developed with his cousins from his youth.

Wilf and his wife, Beth, have four children and are active members of the community through the Metropolitan Museum of Art, Central Park Conservancy and Metropolitan Opera. Wilf was appointed by President Clinton to the U.S. Holocaust Memorial Council in January 1997 and spearheaded the construction of the Metrowest Campus of UJA-Federation in East Hanover, NJ. He and his family reside in New York City.



JEFFREY WILF

OWNER

Jeffrey Wilf is an owner of the Minnesota Vikings. He is a Principal at Garden Homes Development, his family-owned real estate business.

Wilf earned his JD from New York University and graduated from Harvard University with an A.B. in government.




Approval for a state-of-the-art sports and entertainment complex in downtown Minneapolis will ensure the long-term viability of the Vikings franchise in Minnesota and give fans a world-class experience.



REGGIE FOWLER

OWNERSHIP PARTNER

Reggie Fowler is the owner of Spiral, Inc. Fowler's background includes management positions in manufacturing, finance, aerospace, real estate development and distribution. He holds a Masters of Business Administration from the University of Arizona.



ALAN LANDIS

OWNERSHIP PARTNER

Alan Landis has achieved acclaim in the business world and the philanthropic community through his visionary thinking in each area. As founder and chairman of The Landis Group, he has put his stamp on the land development industry with a pair of landmarks, the Princeton Landmark Carnegie Center and Tower Center Office and Hotel Complex. A graduate of New York University, Landis holds a bachelor's degree in accounting. He is active in causes ranging from the National Prevent Child Abuse organization to the Foundation for Fighting Blindness. Alan and wife, Linda, have a son, Scott, and daughter, Dana. The couple resides in Florida.



DAVID MANDELBAUM

OWNERSHIP PARTNER

David Mandelbaum has served as General Partner of Interstate Properties since 1968, a trustee of Vornado Realty since 1979 and Director of Alexander's, Inc. since 1995. Mandelbaum has been a member of the law firm Mandelbaum & Mandelbaum, P.A. since 1967 and holds a law degree from Harvard. He earned his undergraduate degree at Princeton University. Mandelbaum and wife, Karen, have been married for more than 40 years. The couple has four sons, Richard, Michael, Jeffrey and Jonathan and resides in Livingston, NJ.

THE EVOLVING SYMBOL OF THE NFL

The NFL shield, one of the most recognizable symbols in the sports world, underwent a stylistic upgrade during the 2008 offseason. The new font and design changes pay homage to the history of the League and the logo while turning an eye forward on the future. As the NFL enters its 94th season in 2013 the new shield symbolizes the progress of the league over those decades and the excellence that has laid the foundation for the modern NFL.

Adjustments to the logo include 8 stars representing the 8 Divisions in the NFL and the design of the football reflects the design of the football atop the Vince Lombardi Trophy. The blue color is darker and bolder than past shields and the shape has been refined over past versions.





RICK SPIELMAN

GENERAL MANAGER

In his 1st season as General Manager of the Vikings in 2012, Rick Spielman oversaw a dramatic roster overhaul and infusion of youth that paid off with a record-setting 7-win improvement over the previous season, a 10-6 record and a Wild Card playoff berth. Spielman enters his 23rd season as an NFL executive in 2013 and his 7th with the Vikings having assembled a solid foundation of talent through the draft, free agency and trades that will pave the way for future success.

Spielman assumed the Vikings' Vice President of Player Personnel role on May 30, 2006 and directed scouting, free agency and draft preparations for the club before taking on his new role for 2012. Spielman has climbed the ranks of NFL personnel departments with Detroit, Chicago and Miami, ascending to General Manager of the Dolphins for the 2004 season. Spielman's tenure with all 3 franchises has been highlighted by drafting impact players throughout the seven rounds and making key trades and free agency acquisitions. Spielman's teams have won 5 divisional titles and advanced to the playoffs 9 times.

The Vikings have drafted players who have made immediate impacts on the club under Spielman's direction. The team has used 5 picks in the 1st round since Spielman joined the club to select Adrian Peterson (2007), Percy Harvin (2008), Christian Ponder (2011), Matt Kalil (2012) and Harrison Smith (2012). All 5 were starters in their rookie seasons, 4-of-the-5 were All-Rookie selections, 3-of-the-5 were Pro Bowlers as rookies and Peterson and Harvin were each named Offensive Rookie of the Year.

The 2012 Vikings relied heavily on contributions from the rookie class and newly-acquired free agents. The Vikings rookies set a team record when 5 (Kalil, Smith, Robinson, Ellison, Wright) started vs. Chicago (12/9/12). Rookie 6th-rounder Blair Walsh kicked his way into the club and NFL record books en route to All-Pro, Pro Bowl and All-Rookie honors, setting an NFL record by hitting 10 FGs of 50+ yards and broke the Vikings rookie scoring record with 141 points. Free agent FB Jerome Felton earned 2nd-Team All-Pro honors from the Associated Press and a Pro Bowl trip after clearing traffic for Peterson to post one a season for the ages as he ran for 2,097 yards to finish 9 yards short of the NFL single-season record.

Since Spielman began directing the Vikings drafts and personnel from 2007-12, the Vikings drafted 5 players (Peterson, Sidney Rice, Harvin, Kyle Rudolph, Walsh and Matt Kalil), signed 2 as free agents (Brett Favre, Felton) and acquired 1 in trade (Jared Allen) who have gone on to earn Pro Bowl honors.

In 2008 the Vikings engineered a pre-draft trade to land Allen from Kansas City, who has earned All-Pro and Pro Bowl

honors in 2008 and 2009. The club signed Favre as a free agent entering 2009 and the veteran QB directed one of the most exciting seasons in team history and set career-bests in several offensive categories. The 2009 Vikings boasted an NFL-best 10 players who earned Pro Bowl honors.

The Vikings ability to identify talent throughout the draft was evidenced in 2009 when all 5 players selected went on to start a game during their rookie season, including All-Rookie honoree OT Phil Loadholt and Harvin.

He began his NFL career as a scout with Detroit in 1990 and worked with the club in college scouting for 5 seasons before adding pro scouting duties in 1995 and '96. He moved to Director of Pro Personnel for the Bears from 1997-99 before joining the Dolphins in 2000 as Vice President of Player Personnel. He was promoted in 2002 to Senior Vice President-Football Operations/Player Personnel and eventually General Manager in 2004. Spielman left the Dolphins during the 2005 off-season and worked with ESPN as an NFL analyst before joining the Vikings. While with Miami for 5 seasons, the team had a winning record 4 times, won the AFC East in 2000 and went to the playoffs in 2000 and 2001 but missed the playoffs in 2002 and 2003 despite 9-7 and 10-6 records respectively.

Spielman got his first taste of NFL personnel analysis as a college scout with Detroit from 1990-94 and added pro scouting responsibilities for his final 2 seasons (1995-96) in the Motor City. The Lions enjoyed one of the finest stretches in franchise history in the early 1990s, winning a pair of NFC Central titles in 1991 and 1993 and the team advanced to the playoffs in 1991, '93, '94 and '95. The trio of consecutive post-season berths was a first for the team. The 1991 team set a franchise record with a 12-4 regular season mark, hosted and won a playoff game for the first time since 1957 and advanced to the NFC Championship Game against Washington, losing out on the chance to play in Super Bowl XXVI at the Metrodome.

Following Spielman's playing career at Southern Illinois from 1983-86 he was invited to training camp with the San Diego Chargers (1987) and Lions (1988). As a collegiate player, Spielman was a 1st-Team All-Gateway Conference honoree as a junior and part of the 1983 NCAA Division I-AA national championship team as a redshirt freshman. His younger brother, Chris, was a Pro Bowl LB and a 2nd-round pick of the Lions in 1988. He played 11 NFL seasons with Detroit (1988-95) and Buffalo (1996-98).

Spielman has a bachelor's degree from Southern Illinois and a master's from Ohio State. He and his wife, Michele, have been active with children's charities. The couple has adopted six children, Juan, Luis, Ronnie, J.D., Omie and Whitney.

VIKINGS RANK AMONG NFL'S ALL-TIME LEADERS

Since the 1970 AFL-NFL merger the Vikings have ranked among the NFL leaders in playoff berths and division titles. The Vikings had a pair of playoff berths before the merger, in 1968 and 1969, and have had 25 playoff berths since the merger for a total of 27 in franchise history. The Vikings were the last NFL team to represent the League in the Super Bowl, playing AFL champion Kansas City in Super Bowl IV.

DIVISION TITLES SINCE THE 1970 AFL-NFL MERGER

Pittsburgh.....	20
San Francisco	19
Dallas.....	17
Minnesota.....	16
New England	14
Miami	13
Indianapolis.....	13

PLAYOFF BERTHS SINCE 1970 AFL-NFL MERGER

Pittsburgh.....	26
Dallas.....	26
Minnesota.....	25
San Francisco	23
Miami	22
Indianapolis.....	20



LESTER BAGLEY

**VICE PRESIDENT OF PUBLIC AFFAIRS &
STADIUM DEVELOPMENT**

Lester Bagley brings more than two decades of public affairs and communications experience to his role as the Vikings Vice President of Public Affairs and Stadium Development. Currently in his 9th year as vice president, Bagley oversees the team's public relations, public affairs, community relations and charitable giving initiatives.

This past spring, Bagley led the organization to its biggest victory off the field when he helped secure financing for a new publicly-owned and operated stadium for the State of Minnesota and the Vikings. In an extremely difficult political environment and economy, Bagley led the public discussion and advocacy effort on behalf of the Vikings. With Bagley's guidance, a coalition of elected officials, Vikings fans and business, labor and community leaders organized to advance the stadium issue at the Minnesota Capitol. On May 10, 2012, the House and Senate passed legislation to construct a \$975 million multi-purpose stadium in Minneapolis. A few days later, Governor Mark Dayton signed the stadium bill into law.

A top priority for the Vikings and the NFL, passage of the stadium bill secures the team in Minnesota and gives Vikings fans a premier venue to watch their team moving forward. The multi-purpose facility will also host national and international events, including NCAA basketball, a Super Bowl and concerts, as well as high school and amateur sports and other community events. The stadium will provide Minnesota with a first-class sports and entertainment destination and will serve as a catalyst to redevelop the Downtown East neighborhood of Minneapolis.

With the stadium bill behind him, Bagley has turned his attention to the design and construction of the new facility. Over the next three-plus years, the Vikings will work closely with the Minnesota Sports Facilities Authority to ensure that a world-class facility is constructed for the State, the team and Vikings fans. Groundbreaking is expected in the fall of 2013, followed by nearly three years of construction, with the stadium opening in 2016.

In addition to his time spent on the team's stadium efforts, Bagley has been instrumental in the Wilf ownership group's efforts over the last several years to enhance the Vikings presence in the Twin Cities community and throughout the State. In addition to overseeing all Vikings communications efforts, Bagley plays a leadership role with the team's Community Relations and the Vikings Children's Fund. He developed the Vikings "You Made the Team" Community Tour, that has connected the team with Vikings fans and charitable causes throughout Minnesota. Bagley also serves as a co-chair of the Vikings London Task Force, as the organization works to strengthen its global brand by taking on the Pittsburgh Steelers in London's Wembley Stadium on September 29, 2013.

Before joining the Vikings, Bagley operated Bagley Public Affairs from 1999-2005. The Minneapolis firm specialized in issues management, public relations and public affairs. From 1993-99, Bagley served as associate director and helped lead the Minnesota Business Partnership, the public policy organization comprised off the chief executive officers of 100 of Minnesota's largest companies. He also spent five years working in public affairs and public relations in Washington D.C.

A native of Barron, WI, Bagley began college at the University of Minnesota before graduating from the University of California at Los Angeles (UCLA) with a bachelor's degree in political science. He served as a White House intern and studied at Oxford University during his undergraduate days.

Bagley currently sits on the boards of the Public Affairs Council, Athletes Committed to Educating Students (ACES), the Minneapolis Regional Chamber of Commerce, Meet Minneapolis and the Vikings Children's Fund.

Bagley's wife, Wendy, who has a bachelor's degree from the College of St. Catherine, and their sons Michael and Charles reside in Minneapolis.



ROB BRZEZINSKI

VICE PRESIDENT OF FOOTBALL OPERATIONS

Rob Brzezinski enters his 21st season in the NFL and 15th with the Minnesota Vikings in 2013. Brzezinski provides the Vikings broad-based management expertise and the value of being one of the most experienced NFL executives in the modern (post 1992) Collective Bargaining Agreement era.

Brzezinski has been involved with teams that have finished .500 or better in 15 of his 20 seasons in the NFL, made the playoffs 10 times and have won a Division title 4 times. Brzezinski played a key role in the Vikings 2012 playoff team which posted the biggest single-season turnaround in team history, going from 3-13 in 2011 to a 10-6 mark and a playoff berth in 2012.

The Vikings benefit from Brzezinski's extensive knowledge and strategic salary cap management and a philosophy that has aided in the retention of core players, the addition of key free agents and the overall talent and depth of the team. Brzezinski's

role as lead negotiator on high-profile contracts during his career has included landmark deals for such players as Randy Moss, Daunte Culpepper, Antoine Winfield, Steve Hutchinson, Kevin Williams, Jared Allen, Brett Favre, and Adrian Peterson. Brzezinski has negotiated contracts during his career totaling more than \$1 billion.

Brzezinski joined the Vikings in 1999 as Director of Football Administration and was promoted to Vice President of Football Administration in 2001. He was elevated to his current position as Vice President of Football Operations in 2002.

Prior to joining the Vikings, Brzezinski spent the previous 6 seasons (1993-98) with Miami where he rose to Staff Counsel/Salary Cap.

In his current role, Brzezinski works closely with Head Coach Leslie Frazier and General Manager Rick Spielman on all foot-

ball-related matters and strategic planning. Brzezinski's key responsibilities include salary cap management, negotiation of player contracts, football operations/administration and CBA compliance. Brzezinski also oversees the Vikings' Information Technology Department and has represented the Vikings at the League meetings. Brzezinski was involved in the process to retain Frazier as the 8th Head Coach in Vikings history moving forward after he finished 2010 as Interim Head Coach for the final 6 games of the season.

Brzezinski has extensive NFL management experience, has worked as the top football executive, and has experience in managing the business operations of an NFL franchise and, while in Minnesota, transformed a substantial salary cap deficit into a long-term competitive advantage. Brzezinski has had the privilege of working for some of the most successful and decorated head coaches in NFL history, including Don Shula, Jimmy Johnson and Dennis Green.

Brzezinski is a member of the NFL Management Council's Club Services Committee, which has developed new technology and systems for player contract reporting, salary cap management and information management. In 2004 Brzezinski was invited to participate in the NFL-Stanford Program for Managers at the Stanford Graduate School of Business, a program developed by the NFL to promote development of leaders within the League.

In Miami, Brzezinski assisted in managing business affairs, which included salary cap administration, player contract negotiations, operations and legal affairs. In his tenure, the Dolphins

compiled a 55-41 regular-season record and made the playoffs four times.

Brzezinski earned degrees from Nova Southeastern University in Fort Lauderdale, a Juris Doctorate in 1995 and a Bachelor of Science in education in 1992. In addition, Brzezinski is a member of the Florida Bar. Brzezinski and his wife, Leah, who has earned a doctoral degree in education, have 5 children: Ki, Grace, Jae, Anna and Rose. The Brzezinski family resides in Edina and is very active in the community raising money and awareness for adoption-related causes.



STEVE LACROIX

**VICE PRESIDENT OF SALES AND MARKETING &
CHIEF MARKETING OFFICER**

In his 13th season with the Vikings, Steve LaCroix serves as the team's Vice President of Sales and Marketing & Chief Marketing Officer. LaCroix oversees all aspects of Vikings-generated revenues, including corporate sales, sponsorships, media sales, ticket sales, suite sales and hospitality. He also leads the team's radio and television programming, web site, digital and social media initiatives, merchandise and e-commerce operations, community and special events, marketing partnerships, advertising, branding, promotions, fan relations and game day activities.

Following the passage of stadium legislation in 2012, LaCroix immediately began a significant role on the Vikings stadium team, assisting with the design and construction process. He will also direct all sales, marketing and revenue-generating initiatives for the new facility set to open in 2016, including pursuing naming rights, building partnerships and brand integration opportunities for the facility and overseeing multiple new offerings related to season tickets, premium seating, club seats and suites located in the stadium. LaCroix and the Vikings will explore all avenues to ensure the new stadium provides the premier fan experience for Vikings fans.

LaCroix has been involved in some historic moments for the Vikings organization over the years, including playing a major role in the franchise's 50th season in 2010. The 50th season campaign was highlighted with a weekend celebration event attended by 46 of the top 50 figures in team history followed by a Monday Night Football matchup against the Chicago Bears, the Vikings first outdoor home game in 29 years due to the unexpected collapse of the Metrodome roof.

In his Minnesota tenure, LaCroix has led a variety of additional new initiatives. This offseason the team introduced an enhanced Norseman logo and new uniforms that add a unique twist to the Vikings classic look. It is the second uniform change under LaCroix's leadership. The club has also brought radio and

television broadcast rights in-house and started year-round weekly television and radio programming. The Vikings have had multiple full re-designs of vikings.com, opened Vikings Locker Room official retail stores across the Twin Cities and constructed two club seating offerings (Touchdown Club and Legends Club) that created the first premium seat offered at Mall of America Field. Fans have been treated to the introduction of Viktor the Viking, the official team mascot, and the Skol Line drum line. Several new fans events, including Inside the Vikings, State of the Vikings and Vikings Fan Forums further connect the club with its fan base. Under LaCroix, the Vikings sold out 144 consecutive games from 1998-2011 at Mall of America Field.

Also included in LaCroix's accomplishments is the launch of the Vikings Entertainment Network (VEN) in 2009. LaCroix helped take VEN to the next level with a first-class production studio at Winter Park, which was unveiled during the 2010 season and plays host to weekly TV and radio shows throughout the year. The studio is the home for Vikings-exclusive content created for vikings.com.

LaCroix has served on the NFL Club Business Working Group comprised of eight club executives to help shape strategies for implementing league and club initiatives. LaCroix has also served for several years on the Steering Committee of the National Sports Forum, the sports industry's leading annual conference.

LaCroix's charitable involvement includes serving as Treasurer of the Vikings Children's Fund, which has raised and distributed nearly \$10 million since 1978. LaCroix also serves on the Local Advisory Board of Clear Channel, as well as the Board of Directors, Executive Committees and Marketing Committee Chairs of Hunger Related Events/Taste of the NFL, a national hunger relief organization. In 2013 he was named to the board of the Positive Coaching Alliance-Minnesota Chapter.

Prior to joining the Vikings, LaCroix worked as the Director

of Sponsorship Sales for Pacers Sports and Entertainment in Indianapolis, IN, from 1999-00. His main responsibilities included overseeing the corporate sales efforts for the National Basketball Association's Indiana Pacers, the WNBA's Indiana Fever and other sports and entertainment events held at Conseco Fieldhouse, for which he negotiated the naming rights deal. Conseco Fieldhouse (recently renamed Bankers Life Fieldhouse) is widely considered one of the premier venues in the NBA and elevated the Pacers into the top third of the league

in local revenue, despite being the NBA's fifth-smallest market. LaCroix's tenure with Pacers Sports & Entertainment began in 1991 as an intern in ticket sales.

LaCroix earned his bachelor's degree at the University of Iowa and his master's at Western Illinois University. Steve and his wife, Sue, who holds her bachelor's degree in nursing from the University of Iowa, have two children - Katie and Alex. The LaCroix family resides in Minnetonka.



STEVE POPPEN

VICE PRESIDENT OF FINANCE &
CHIEF FINANCIAL OFFICER

Currently in his 15th season with the Vikings, Steve Poppen serves as the team's Vice President of Finance and Chief Financial Officer. In his role, Poppen is responsible for all financial aspects of the team, including business planning, budgeting, day-to-day financial and administrative operations, human resources, facilities, and new stadium project financing.

For several years Poppen played a lead role in the Vikings attempts to pass new stadium legislation, an exhaustive effort that culminated with Governor Mark Dayton signing the stadium bill into law on May 14, 2012. Since the passage of stadium legislation, Poppen continues to serve on the Vikings stadium team, assisting with the design and construction process and helping negotiate the team's use agreement, as well as other documents governing the construction and operation of the new publicly-owned facility. Poppen also oversees the Vikings efforts to finance the \$477 million team/private commitment to the project. Earlier this year, he helped secure NFL approval for up to \$200 million in loans as part of the team/private contribution, a significant step forward for the stadium project.

A native of Watertown, SD, Poppen spent eight years as a Certified Public Accountant in the business assurance group of PricewaterhouseCoopers LLP in Kansas City before joining the Vikings. In 2006, Poppen participated in the NFL-Stanford Program for Managers at the Stanford Graduate School of Business, a program developed by the NFL to promote growth of leaders within the League. Poppen helped engineer dramatic renovations to Winter Park during the 2006 offseason that featured a total remake of the locker room and equipment facilities and an upgrade of the athletic training areas. In 2009, he joined

the NFL's Green Committee to enhance environmental awareness among clubs and has been key in the Vikings Planet Purple initiatives to operate the franchise in a more Earth-friendly way.

Poppen received his bachelor's degree in accounting from Evangel University in Springfield, MO, in 1991. An active member of his community, Poppen served on the board of Minnesota Adult and Teen Challenge, a faith-based drug and alcohol rehabilitation program for Minnesota adults and teens, from 2002-2012. Poppen sits on the Executive Committee of the Minneapolis Downtown Council board, an organization promoting business development in downtown Minneapolis, and he holds a position with the Minnesota State Fair Foundation board of directors, including serving as the chair of the Audit Committee. The State Fair Foundation was created to preserve and improve the historic Minnesota State Fair buildings and grounds and support State Fair educational, scientific and agricultural programs. Poppen also served on the Entertainment Subcommittee of the Downtown 2025 working group of Minneapolis civic and business leaders focused on a progressive future for downtown. Shortly after the public rollout of the Downtown 2025 Plan, he was given a role on the group's Implementation Committee.

Poppen and his wife, Christy, who holds a bachelor's degree in elementary education from Evangel, have four children - Natalie, Andrew, Nathan and Avery. The Poppen family resides in Chanhassen.



KEVIN WARREN

VICE PRESIDENT OF LEGAL AFFAIRS &
CHIEF ADMINISTRATIVE OFFICER

Kevin Warren has an extensive background in athletics and unique perspective in both law and business, which have been instrumental to the Wilf family ownership group for the entire 9 seasons of their stewardship of the Minnesota Vikings.

In 2013, Warren enters his 15th season in the NFL and his 9th season with the Vikings. Warren is the Vikings' Vice President of Legal Affairs & Chief Administrative Officer with responsibility for various day-to-day business, operational and administrative issues, legal affairs, strategic planning, human resources, special projects, while also serving as a member of the Vikings' internal stadium development deal team. Warren is the highest-ranking African-American executive working on

the business side for a team in the NFL.

Prior to joining the Vikings, during 2003-05, Warren worked with the international law firm of Greenberg Traurig, which included working with the Wilf ownership group during their acquisition of the Vikings. Warren spent 2001-03 with the Detroit Lions as Senior Vice President of Business Operations & General Counsel. While working with the Lions, he was recognized by Crain's Detroit Business on their "40 Under 40" list, recognizing the top 40 Detroit business leaders under the age of 40. Prior to joining the Vikings' NFC North rivals in Detroit, Warren worked from 1997-2001 with the St. Louis Rams, including the Rams' Super Bowl XXXIV World

Championship victory over the Tennessee Titans. During his tenure with St. Louis, Warren served as Vice President of Football Administration in 2001 after working as Vice President of Player Programs & Football Legal Counsel from 1997-2000.

Following his graduation from Notre Dame law school, Warren's first exposure to sports law came when he worked with current Southeastern Conference Commissioner Mike Slive and sports attorney Mike Glazier at a law firm specializing in representing universities charged with NCAA violations. Warren also later worked as a sports and entertainment attorney/agent, representing various professional athletes, entertainers and broadcasters as the founder of Kevin Warren and Associates.

Warren's involvement in athletics helped pave the way for his future career. As a freshman on the University of Pennsylvania basketball team, Warren was a member of the Quakers' Ivy League championship team in 1982. A native of Tempe, AZ, Warren enrolled at Grand Canyon University in Phoenix, where he earned his undergraduate degree. While at Grand Canyon, he excelled both in the classroom and on the basketball court. Warren scored 1,118 points during his career at Grand Canyon and earned GTE/CoSida Academic All-America as a senior along with NAIA Academic All-America honors as both a junior and senior. In March 2012, Warren was inducted into the Grand Canyon University Athletics Hall of Fame, the 16th individual and only the 5th basketball player to earn the prestigious honor in the University's 63-year history.


Warren earned his bachelor's degree in business administration from Grand Canyon University in 1986, his master's degree in business administration from Arizona State University in 1988, and his Juris Doctorate degree from the University of Notre Dame School of Law in 1990. Warren is licensed with the State Bar of Kansas, Michigan and Minnesota (House Counsel-Rule 10).

Several members of Warren's family have helped fuel his life-long passion for sports, including his father, the late Dr. Morrison Warren, Sr., who played professional football for the Brooklyn Dodgers in 1948 during the era of the All-American Football Conference, before the league was merged with the NFL. The senior Warren would go on to be the first African-American President of a major college bowl game when he was named President of the 1982 Fiesta Bowl. Warren's oldest brother, Morrison, Jr., was one of the first African-

American scholarship athletes at Stanford, playing football for the Cardinal in the early 1960s, before a severe knee injury cut short his promising athletic career.

An active member of the Twin Cities community, Warren served on the United Way Board of Directors from 2007-10, has served on the Page Education Foundation Board of Directors since 2006, the University of Minnesota's Medical Foundation Board of Directors since 2010, and recently became a member of the Benilde-St. Margaret High School Board of Directors in the spring of 2012. In the summer of 2012, Warren also became a member of the Notre Dame Law School Advisory Council, and was recently named to the Grand Canyon Education, Inc. (NASDAQ: LOPE) Board of Directors. Warren was recognized by Twin Cities Business Journal in 2006 as a Minority Business Leader, and he is a life member of the Fiesta Bowl Board of Directors. Additionally, following the 2008, 2009, and 2012 NFL seasons, Warren was a recipient of the Fritz Pollard Alliance "Salute to Excellence" Award.

Warren and his wife, Greta, who holds a bachelor's degree from Kansas State University, have a daughter, Peri, and a son, Powers. The Warren family resides in Chanhassen, MN.



JONATHAN WILF

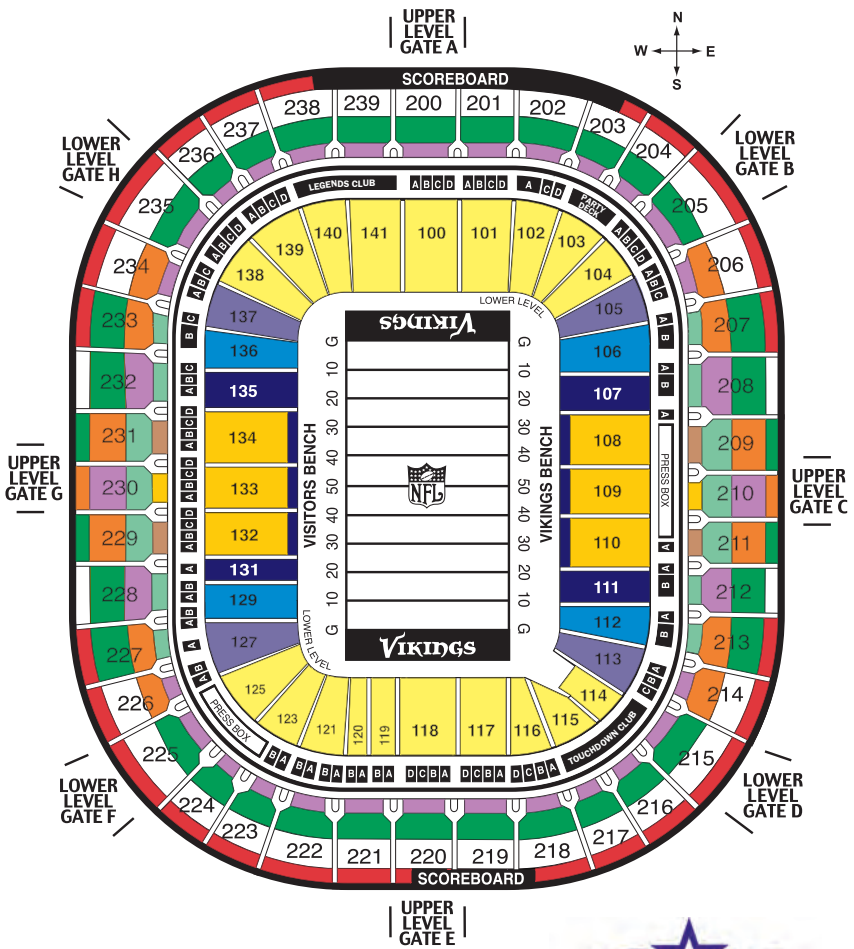
VICE PRESIDENT OF STRATEGIC PLANNING & BUSINESS INITIATIVES

Jonathan Wilf is in his eighth season as a member of the Vikings ownership group and his first as the team's Vice President of Strategic Planning and Business Initiatives. In his vice president position, Wilf serves on the Vikings management team and plays a leadership role in developing revenue-generating initiatives for the organization as well as enhancing and expanding technology applications within the Vikings and at the new stadium set to open in 2016. Wilf also serves on the new stadium development team.

In addition to his leadership role with the Vikings, Wilf is a partner in Garden Homes, the family-owned, nationwide leader in retail, commercial and private residential development based in Short Hills, N.J. He holds an engineering degree from

the University of Pennsylvania, where he studied computer science, and a J.D. from the Benjamin N. Cardozo School of Law of Yeshiva University. Wilf is actively engaged in philanthropy as a trustee of the Wilf Family Foundations and has a passion for supporting causes that involve children and education. A lifelong sports fan, Wilf enjoys skiing, hiking and golfing. He resides in New York City with his wife, Rachel, and their dog, George.

MALL OF AMERICA FIELD AT HUBERT H. HUMPHREY METRODOME



SEASON TICKETS ARE AVAILABLE BY CALLING
612-33-VIKES OR LOGGING ON TO VIKINGS.COM





GRAB YOUR RUNNING SHOES AND
CELEBRATE
THE RETURN OF
VIKINGS
FOOTBALL

Kick off the 2013 NFL season with the Minnesota Vikings
Back to Football Run on September 21!

PRESENTED BY:



**TWIN CITIES
ORTHOPEDICS**




PARTICIPANT PERKS :

- Finish on the plaza at Mall of America Field
- Participant Technical Tee and Finisher's Medal
- Post-Race Tailgate Party and Beer Garden
- Virtual Goodie Bag with Special Offers from our Sponsors



2013 TEAM GUIDE

COACHES



LESLIE FRAZIER

HEAD COACH

COACHING EXPERIENCE: 26TH SEASON

NFL EXPERIENCE: 21ST SEASON (15 COACHING/6 PLAYING)

VIKINGS EXPERIENCE: 7TH SEASON, 3RD AS HEAD COACH

Leslie Frazier led the Vikings to a 2012 Wild Card playoff berth in his 2nd full season coaching the club and shattered outside expectations for a team that underwent a significant roster overhaul and relied on a talented but young core group with veteran leadership at key positions. The 2012 team marked Frazier's 8th team in 14 seasons coaching in the NFL that advanced to the playoffs, 6 of those teams as division winners, and he has suffered only 3 losing seasons.

Since taking over the head coaching duties of the Vikings for the final 6 games of the 2010 season, Frazier has been committed to building a roster with talent and character that places value on playing smart, team-oriented football.

The 2013 Vikings will feature talented young players that will complement a core of veteran leaders. The 2013 draft class includes 3 picks in the 1st round for only the 2nd time in team history with DT Sharrif Floyd (#23 pick), CB Xavier Rhodes (#25) and WR Cordarrelle Patterson (#29).

With the unique perspective of a Super Bowl winner as a player and coach, Frazier has a proven track record of success. His 1st title came as a starting CB with the 1985 Chicago Bears in Super Bowl XX and he followed it in Super Bowl XLI as a coach with Indianapolis against his old Bears squad.

The 2012 Vikings set a franchise record by improving by 7 victories over the season before, finishing 10-6 to earn the 6th seed in the NFC playoffs after a 3-13 campaign in 2011. The 2012 team was 1 of 4 participants in the 2012 playoffs that were not in the tournament the season before. The Vikings came together as a team when it mattered most, winning the final 4 games of the regular season, including wins over playoff-bound Houston on the road and against NFC North champion Green Bay at home in the regular season finale. The Vikings counted on several rookies and 2nd-year players making huge contributions.

The team started rookies LT Matt Kalil (1st round, #4) and S Harrison Smith (1st round, #29) in all 16 games while rookie kicker Blair Walsh had an NFL record-setting debut season. All 3 newcomers earned All-Rookie honors from the PFWA while 7 players earned Pro Bowl berths- Adrian Peterson, Jerome Felton, Kyle Rudolph, Matt Kalil and Jared Allen, Chad Greenway and Walsh. Peterson and Walsh were 1st-Team All-Pro selections by the Associated Press, Felton and Greenway were 2nd-Team selections and Rudolph was named Pro Bowl MVP. Peterson's remarkable NFL MVP and Offensive Player of the Year season was even more notable as he had recovered from a severe knee injury to end the 2011 season.

Peterson had a season for the ages in 2012, rushing for 2,097 yards and earning consensus All-Pro honors along with amassing the 2nd-highest yardage total in a single season in NFL history and shattering his own previous team rushing record of 1,760 yards. Even more remarkable, the Vikings offensive line featured new starters at 3 positions- LT, LG and RG- up front paving the way for Peterson, led by C John Sullivan, who earned All-Pro honors from the PFWA/Pro Football Weekly.

In his 2 full seasons coaching the Vikings in 2011 and 2012 the team has been witness to some of the top record-setting performances in franchise and NFL history. Adrian Peterson's remarkable comeback from a severe knee injury at the end of 2011 to post one of the most epic rushing seasons in NFL history

was a story that captured the attention of the country. Peterson's 2,097 yards rushing ranks 2nd in NFL history. His play on the field and humility off it was an inspiration. If not for Peterson's performance, Walsh's record-setting debut season would have been the story of the team. He broke the NFL record for 50-yard FGs by going 10-of-10 and booted a game winner in the 1st game of the season and in the final regular season game of the season to seal a playoff berth. Walsh's 141 points set a Vikings rookie record and ranks 2nd in NFL history by a rookie. Jared Allen had a record-setting 2011 with 22.0 sacks, setting a new team record and falling just shy of the NFL record of 22.5 en route to finishing runner-up in Associated Press NFL Defensive Player of the Year honors along with notching a sack in a team-record 13 games during the season.

Frazier notched a 3-3 record on an interim basis in the final 6 games of 2010, including winning his opening contest at Washington and an upset win over eventual NFC East champion Philadelphia on the road. His steady and consistent personality and coaching style helped the Vikings prepare weekly under unprecedented circumstances in a harrowing three-week span. The team endured the collapse of the roof on their home stadium, forcing the club to play consecutive "home" games at Detroit's Ford Field against the NY Giants and at TCF Bank Stadium on the campus of the University of Minnesota against the Chicago Bears. Following the chaotic two weeks, the team experienced a two-day weather delay of a Sunday Night Football game at Philadelphia to Tuesday night, turning a routine road trip into a three-night extended stay.

The Vikings 2010 defense ended the season ranked #8 in the NFL, the 3rd straight season the Vikings ranked in the top 10 in total defense for the first time since 1992-94. Offensively, the Vikings were stifled by injuries and started 3 QBs and centers during the season. The running game continued to excel as Pro Bowler Adrian Peterson notched 1,298 yards and 12 TDs. team was forced through injuries to turn to rookie QB Joe Webb to start the final 2 games of the season, winning his debut in an upset at Philadelphia.

Frazier's defense led the NFL in 2009 with 48.0 sacks and the team ranks 5th in the NFL with 162.0 sacks from 2007-10. The Vikings defense ranked #6 in the NFL in 2009, the 2nd straight season ranked #6 in total defense. The mark was the 1st time since 1993-94 the team ranked in the NFL's top 10 in consecutive seasons.

Frazier helped his players achieve at a high level during his tenure as Vikings Defensive Coordinator and had 4 players earn 5 NFC Defensive Player of the Week honors. Frazier has also had 6 players (Allen, E.J. Henderson, Darren Sharper, Kevin Williams, Pat Williams and Antoine Winfield) earn a total of 13 Pro Bowl berths.

The 2009 Vikings used a dynamic front line to continue their tradition of stopping the run and put pressure on opposing QBs. The unit ranked #2 in the NFL against the run after leading the league for the previous 3 seasons. The Vikings tied for the NFL lead by allowing only 5 rushing TDs. The NFL-best 48 sacks posted by the Vikings was the 5th-most in team history and Allen led the way with 14.5. Allen and DT Kevin Williams were both recognized as Associated Press 1st Team All-Pros and were

named to the Pro Bowl along with CB Antoine Winfield.

Frazier's 2008 defensive unit ranked #6 overall in the NFL and #1 in the league against the run, making the Vikings the 1st squad since the 1970 AFL/NFL merger to lead the league in rushing defense for 3 straight seasons. The Vikings #6 rank in total defense was the highest since the 1994 season. Of the teams ranked in the top 6 in the NFL, the other 5 had ranked in the NFL's top 10 in 2007 while the Vikings were #20 in 2007, making a 14-position improvement in 2008. The 2008 Vikings defense featured 4 players earning Pro Bowl berths, including 3 defensive linemen with Allen, DTs Kevin Williams and Pat Williams and rounded out with 10th-year CB Winfield earning his 1st Pro Bowl honors. The Vikings dominant line showed prowess as pass rushers as well as against the run. Allen tied for 5th in the NFL with 14.5 sacks and the team total of 45 ranked 4th in the NFL. The Vikings ranked 3rd in the NFL in 2008 by allowing only a 33.5% conversion rate on 3rd down and were 5th in the NFL by allowing 15.8 offensive points per game.

The 2008 Vikings had to overcome the season-ending injury to emerging star E.J. Henderson at MLB in the 4th game and did not have the services of priority free agent signee Madieu Williams at FS until the 9th game of the year as he recovered from preseason injury. The club lost its top nickel back, Charles Gordon, for the 2nd half of the season and 3-time Pro Bowl DT anchor Pat Williams was sidelined the final 2 regular season games and Wild Card playoffs with a shoulder injury. The depth of the roster and the preparation of the coaching staff kept the team on track despite those setbacks.

In his debut season with the Vikings in 2007, the team maintained its dominance against the run, posting the #1 rush defense in the NFL and allowed a mere 3.1 yards per carry. The anchors of the Vikings defense, DTs Kevin Williams and Pat Williams, were joined by S Darren Sharper as Pro Bowl honorees, the most defensive Vikings to earn trips to Hawaii since 1992.

Frazier's defense was opportunistic, scoring on 6 interception returns to tie a Vikings record and added a pair of TDs on fumble recoveries. The Vikings' 6 scores by interception return ranks tied for 5th-most in a season in NFL history. The team scored on 3 interceptions in a key road game against the NY Giants to set a team record against the eventual Super Bowl XLIII champions. The Vikings tied for 3rd in the NFL in 2007 by allowing only 7 rushing TDs and were 5th in the NFC in total offensive points allowed, an average of 17.8 points per game.

The Vikings defense responded to new faces and new positions with impressive performances in 2007. The team was led in tackles by E.J. Henderson's career-high 155 tackles in his 1st season playing MLB since 2004. Henderson added a career-best 4.5 sacks and led the team with a career-best 14 tackles for loss while earning Pro Bowl alternate honors and garnering All-Pro votes. The Vikings LBs entered 2007 with only SLB Ben Leber playing his same position from the previous year. One of the most impressive individual performances came from 2nd-year WLB Chad Greenway, who missed his 2006 rookie season with a knee injury but came back in 2007 to rank 2nd on the team with 130 tackles, lead the NFL with 4 fumble recoveries and have a pair of interceptions, including scoring his 1st career TD.

The 2007 Vikings rush defense was the envy of the NFL, allowing 74.1 yards per game on the ground and allowed only 1 opponent RB to break the 100-yard mark.

Frazier came to Minnesota after coaching DBs with Indianapolis and serving as Special Assistant to Head Coach Tony Dungy for 2 seasons. The 2006 Colts defense clamped down on opponents throughout the playoff run that brought the franchise its 1st Super Bowl title since 1970. The team notched 7 interceptions, 8 sacks and took away 6 fumbles. The Indy defense allowed only 2 second-half TDs in the 4 post-season games and held the Bears out of the end zone for the final 3 quarters of Super Bowl XLI en route to the win.

In his 1st season with Indianapolis in 2005, Frazier helped S Bob Sanders earn a berth in the Pro Bowl in his 1st season as a full-time starter and became the 1st Colts DB to play in the game since 1971. The Colts ranked 11th in the NFL in total defense after ranking 29th overall in 2004 and improved in yards allowed per game from 370.6 per game to 307.1.

Prior to his tenure with Indianapolis, Frazier served as defensive coordinator with Cincinnati in 2003 and '04 where he helped the Bengals go .500 in consecutive seasons for the 1st time in 12 seasons. Frazier's NFL coaching debut came from 1999-2002 with Philadelphia where he worked with the Eagles DBs. Frazier helped CB Troy Vincent earn 4 Pro Bowl berths, S Brian Dawkins went to the game 3 times and Bobby Taylor appear in the all-star game once. The trio all earned Pro Bowl recognition in 2002. Frazier was part of an impressive program-building project in Philadelphia that saw the team improve from a 5-11 record in 1999 to 11-5 in 2000, 11-5 in 2001 and 12-4 in 2002. The team advanced to the playoffs in each of Frazier's final 3 seasons with the Eagles, including winning the NFC East in 2001 and '02 and advancing to the NFC Championship game in both seasons.

Frazier spent 11 seasons coaching at the collegiate level before returning to the NFL. In 1997 and '98 he worked with the DBs at Illinois on Ron Turner's staff, who Frazier would face 10 seasons later in the Super Bowl. The staff was part of an impressive rebuilding project with the Illini.

Building programs was not unusual for Frazier before going to Illinois and the Eagles. He started the Trinity College football program from the ground up as the school started a football team with Frazier as head coach in 1988. Frazier turned the team into a winner, claiming Northern Illinois Intercollegiate Conference titles twice. The school, now known as Trinity International University, named the football field in Frazier's honor in 1997 in tribute to his impact on the campus.

As a player, Frazier was part of the legendary Chicago Bears defense that keyed the Super Bowl XX win over New England. He was a starter at CB on the 1985 Super Bowl team and played for the Bears from 1981-86. He led Chicago in interceptions in 1983, '84 and '85 but his career was cut short by a severe knee injury suffered in the Super Bowl. During his career he had 20 INTs in 65 games and returned a pair for TDs. Frazier was an All-America DB and baseball standout at Alcorn State University. In 2007, Frazier was inducted into the SWAC Hall of Fame and in 2012 he earned induction into the Alcorn State Hall of Fame. Frazier was honored by the Fritz Pollard Alliance during its Salute to Excellence Awards during Super Bowl XLVII week activities in New Orleans.

Frazier was born (4/3/59) in Columbus, MS and attended S.D. Lee High. Frazier and wife, Gale, have 3 children- Kieron, Chantel and Corey, who plays DB at Rice. He holds a degree in business administration and was active in Fellowship of Christian Athletes throughout his playing career. Frazier works closely with All-Pro Dad, an organization that stresses fathers taking an active role and putting family first.

FRAZIER'S BACKGROUND

Player

1977-80 Alcorn State // DB
1981-86 Chicago Bears // CB

Coach

1988-96 Trinity College
1997-98 Illinois
1999-2002 Philadelphia Eagles
2003-04 Cincinnati Bengals
2005-06 Indianapolis Colts
2007 Minnesota Vikings



Leslie Frazier encourages players to take an active role in their community and sets an example himself, having taken part in a variety of programs, including visiting troops overseas with the USO. Frazier has achieved a rare feat during his lifetime in football, winning Super Bowl XX as a player with Chicago and Super Bowl XLI as a coach with Indianapolis.

FRAZIER'S NFL PLAYING AND COACHING CAREER, YEAR-BY-YEAR

Year	Team	Regular Season		
		W	L	
1981	Chicago Bears (player)	6	10	NFC Central 5th place
1982	Chicago Bears (player)	3	6	NFC 12th place (strike-shortened season)
1983	Chicago Bears (player)	8	8	NFC Central 3rd place
1984	Chicago Bears (player)	10	6	advanced to NFC Championship, NFC Central Champions
1985	Chicago Bears (player)	15	1	Super Bowl XX Champions, NFC Central Champions
1986	Chicago Bears (player/IR)	14	2	advanced to NFC Divisional round, NFC Central Champions
1999	Philadelphia Eagles	5	11	NFC East 5th place
2000	Philadelphia Eagles	11	5	advanced to NFC Divisional Round, NFC East runner-up
2001	Philadelphia Eagles	11	5	advanced to NFC Championship Game, NFC East Champions
2002	Philadelphia Eagles	12	4	advanced to NFC Championship Game, NFC East Champions
2003	Cincinnati Bengals	8	8	AFC North runner-up
2004	Cincinnati Bengals	8	8	AFC North 3rd place
2005	Indianapolis Colts	14	2	advanced to AFC Divisional Round, AFC South Champions
2006	Indianapolis Colts	12	4	Super Bowl XLI Champions, AFC South Champions
2007	Minnesota Vikings	8	8	NFC North runner-up
2008	Minnesota Vikings	10	6	advanced to NFC Divisional Round, NFC North Champions
2009	Minnesota Vikings	12	4	advanced to NFC Championship Game, NFC North Champions
2010	Minnesota Vikings*	6	10	NFC North 4th place *Frazier 3-3 as Interim Head Coach
2011	Minnesota Vikings	3	13	NFC North 4th place
2012	Minnesota Vikings	10	6	advanced to NFC Wild Card Playoffs, NFC North runner-up

CLIMBING THE COACHING LADDER



2007-Present Minnesota Vikings

Frazier joined the Vikings in 2007 as the defensive coordinator. Frazier took over as interim head coach for the final six games of 2010 and led the team to a 3-3 record. He was officially named the franchise's 8th head coach on January 3, 2011. In his 2nd full season as Head Coach in 2012 he led the team to the biggest turnaround in franchise history, winning 7 more games than the previous season, going 10-6 and earning a Wild Card playoff berth. Adrian Peterson became the 3rd Viking to earn NFL Most Valuable Player honors.



2005-06 Indianapolis Colts

Serving as a Special Assistant to Head Coach Tony Dungy and coaching DBs, Frazier helped lead the Colts to the franchise's first Super Bowl title since 1970 with a win in Super Bowl XLI following the 2006 regular season. The team forced 13 turnovers in the 2006 postseason and allowed only 2 second-half TDs during their Super Bowl run. He coached S Bob Sanders to a Pro Bowl berth in 2005 in his first season as a full-time starter.



2003-04 Cincinnati Bengals

In his first opportunity as an NFL Defensive Coordinator, Frazier helped the Bengals go .500 in consecutive seasons for the first time in 12 years, coming off a 2-14 campaign in 2002.



1999-2002 Philadelphia Eagles

Frazier's NFL coaching debut came with the Philadelphia Eagles where he worked with the DBs. In four years with the Eagles, he coached CB Troy Vincent, S Brian Dawkins and CB Bobby Taylor to a total of 8 Pro Bowl berths, including all three earning a berth in 2002. The team advanced to the postseason in his final three years on staff and made two appearances in the NFC Championship Game.



1997-98 University of Illinois

As a part of Ron Turner's staff at Illinois, Frazier coached the defensive backs for two seasons. He was a part of a rebuilding process that included taking a team that was 0-11 in 1997 to put the pieces in place for the squad to win a bowl game following the 1999 campaign. Frazier would go on to face off against Turner in Super Bowl XLI while Turner was the Offensive Coordinator for the Chicago Bears and Frazier was with the Indianapolis Colts.



1988-96 Trinity College

Frazier began his coaching career at Trinity College, building the program from the ground up as the school started its football team in 1988. Trinity won two conference titles in his nine seasons as head coach. The school named the football field for him in 1997 in tribute to his impact on campus.



BILL MUSGRAVE

OFFENSIVE COORDINATOR

COACHING EXPERIENCE: 17TH SEASON

NFL EXPERIENCE: 21ST SEASON (15 COACHING/6 PLAYING)

VIKINGS EXPERIENCE: 3RD SEASON

Bill Musgrave enters his 3rd season as Offensive Coordinator of the Vikings in 2013 and 21st NFL campaign overall as both a player and coach. The 2012 Vikings relied on a strong rushing offense to go 10-6 and earn an NFC Wild Card berth, highlighted by Adrian Peterson's record-setting 2,097 yards, the 2nd-best single-season mark in NFL history. Peterson earned the NFL's MVP and Offensive Player of the Year, becoming only the 3rd Viking to earn MVP, joining Alan Page in 1971 and Fran Tarkenton in 1975. The Vikings offense was represented at the Pro Bowl by Peterson, FB Jerome Felton, TE Kyle Rudolph and T Matt Kalil, with Rudolph taking home Pro Bowl MVP honors.

Peterson's remarkable season set team and NFL records along the way, matching the Vikings single-season game with 2,634 team rushing yards. Peterson set a new franchise rushing record, tied the team record with 10 games of 100+ rushing yards, tied an NFL record with 7 runs of 50+ yards in a season and broke the 200-yard mark in a game twice. The 2012 Vikings entered the season with a re-tooled offense line that featured new starters at RG (Brandon Fusco, 2nd year) and LT (Kalil, rookie) and a re-positioned starter at LG (Charlie Johnson from LT). The line started all 16 games and the playoff contest with the same 5 players intact. Vikings 2nd-year QB Christian Ponder started all 16 regular season games and progressed throughout the season, culminating with his best career game in the regular season finale vs. Green Bay, throwing for 3 TDs and a career-best 120.2 passer rating in the must-win game to earn an NFC Wild Card berth. Ponder made strides forward in his 1st full season as the starter, improving his passer rating by 11 points (81.2) and his completion percentage by nearly 8 points (64.2) and threw only 12 INTs in 483 attempts, an INT percentage of 2.5, both ranking in the Vikings top 10 for a season in team history.

The 2012 Vikings passing game featured Rudolph hauling in 9 TDs to rank tied for 2nd in the NFL at his position and ranked 2nd in Vikings history by a TE. WR Percy Harvin led the team with 62 receptions despite missing the final 7 games of the season. Rookie WR Jarius Wright stepped into the lineup for the final 7 games of the season and hauled in the 2 longest pass plays for the Vikings all season- a 65-yarder vs. Green Bay (12/30/12) and a 54-yarder on his 1st career reception vs. Detroit (11/11/12).

The 2011 Vikings offense tallied 75 rushes of 10+ yards, keeping defenses off balance through creative personnel packages. Harvin's role in the offense was greatly enhanced as the 3rd-year player set a career-high with 87 receptions, the 6th-most in the NFL for the season and 4th-most among WRs. Harvin set a Vikings record with 52 carries for 345 yards and 2 TDs on the ground, ranking among the NFL's all-time leaders for rushing by a WR.

The Vikings moved 1st-round draft pick Ponder into the starting lineup for the final 10 games of the 2011 season and he immediately found a connection with fellow rookie Rudolph, who tied for 2nd on the club in TD catches and earned a spot on the Pro Football Weekly All-Rookie team. Ponder showed promise for the future by leading the NFL in red zone passing with a 114.3 passer rating and ranked among NFL leaders in 3rd-down accuracy. The Vikings turned to RB Toby Gerhart while Peterson recovered from injuries late in the season and

the bruising back responded with his 1st career 100-yard day at Washington and rumbled for the Vikings longest run of the season with a 67-yarder in the game. The Vikings ground attack ranked #2 in yards per attempt in the NFL and #4 in the NFL in total yards rushing per game.

A former NFL signal-caller himself, Musgrave was a backup to Joe Montana and Steve Young in San Francisco from 1991-94, working under coaches Mike Holmgren, Mike Shanahan and Gary Kubiak. Musgrave was a member of the 49ers club that won Super Bowl XXIX over San Diego following the 1994 season. He played from 1995-96 with Denver where he backed up John Elway when Shanahan took over the reins as Broncos head coach. Musgrave was originally drafted in the 4th round by Dallas in 1991.

During Musgrave's coaching tenure with Atlanta from 2006-10, he helped mold the Falcons offense, highlighted by an impressive 2010 season, leading the way for a 13-3 regular season mark. QB Matt Ryan had a career-best 28 TDs, 91.0 passer rating, 3,705 yards and helped WR Roddy White lead the NFL with 115 catches and rank 2nd in the NFL with 1,389 yards. Ryan earned a Pro Bowl berth in 2010 and headed a group of 4 other Falcons offensive skill position players who were recognized as Pro Bowlers- White, RB Michael Turner, FB Ovie Mughelli and TE Tony Gonzalez.

Prior to coaching in Atlanta, Musgrave worked with the Redskins QBs in 2005 and tutored veteran Mark Brunell to a career-best 23 TD passes, helping Washington earn a playoff berth and road victory over NFC South Champion Tampa Bay. Musgrave worked with Jacksonville in 2003-04, serving as offensive coordinator as Fred Taylor broke the franchise rushing record with 1,572 yards on the ground in 2003 and followed in 2004 with 1,224 yards.

During the 1999 and 2000 campaigns, Musgrave worked with the QBs in Carolina and also served as offensive coordinator in 2000 under George Seifert. In 1999, Panthers QB Steve Beuerlein had a career-year, throwing for 36 TDs and 4,436 yards to finish with a passer rating of 94.6 and a Pro Bowl nod. The 1999 Carolina offense ranked 2nd in the NFL in passing and 4th in scoring. Musgrave's first NFL coaching experience came at Oakland in 1997 when Al Davis hired him to coach the Raider QBs. Oakland starter Jeff Giese led the AFC that season with 29 TDs. The next season in Philadelphia in 1998, Musgrave served as offensive coordinator for the final 10 games of the season.

A 4-year starter at QB for Oregon from 1987-90, Musgrave was a 3-year team captain for the Ducks and led the team to consecutive bowl bids in 1989 and 1990. He established 15 school passing records and posted a 25-10 record as a starter. His 60 TD passes and 8,000+ passing yards made him the 2nd Pac-10 player behind John Elway to eclipse those numbers. After throwing for 382 yards and earning Anaheim Freedom Bowl MVP in 1990, Musgrave was selected to play in 3 post-season all-star games- the Japan Bowl, Hula Bowl and East-West Shrine Game in Palo Alto, CA. He was awarded the Joe Roth Memorial Outstanding Player Award after leading the West Squad to victory in the Japan Bowl. Musgrave was elected to the University of Oregon's Athletics Hall of Fame in 2000.

KICKOFF
EXECUTIVES
STAFF
COACHES
PLAYERS
ROOKIES
2012 SEASON
RECORDS
PLAYOFF RECORDS
HISTORY
EXTRA POINTS

A native of Grand Junction, CO, Musgrave was named Colorado High School Athlete of the Year for 1985-86 as well as being the recipient of the Denver Post's Gold Helmet Award as the prep football player of the year. He was inducted into the state of Colorado Sports Hall of Fame in 1995.

MUSGRAVE'S BACKGROUND

Player

1987-90 Oregon // QB
 1991-94 San Francisco // QB
 1995-96 Denver // QB

Coach

1997 Oakland Raiders
 1998 Philadelphia Eagles
 1999-2000 Carolina Panthers
 2001-02 Virginia
 2003-04 Jacksonville Jaguars
 2005 Washington Redskins
 2006-10 Atlanta Falcons
 2011 Minnesota Vikings



MIKE PRIEFER

SPECIAL TEAMS COORDINATOR

COACHING EXPERIENCE: 20TH SEASON

NFL EXPERIENCE: 12TH SEASON

VIKINGS EXPERIENCE: 3RD SEASON

Mike Priefer enters his 3rd year with the Vikings organization as the Special Teams Coordinator. The 12-year NFL coaching veteran has held the same title with the Denver Broncos and Kansas City Chiefs in years past.

Priefer's special teams units are known for creating big-play opportunities. Since entering the League, Priefer has seen his units account for 15 scores (7 KOR, 5 PR, 1 blocked punt, 1 botched FG and 1 safety). He has also seen his squads block 19 kicks (7 punts, 8 FGs, 4 PATs) since 2002.

Since joining the NFL, Priefer has helped David Tyree (ST), Chris Hanson (P) and Blair Walsh (K) earn Pro Bowl nods. Priefer went to the playoffs with the Giants in 2005 (NFC East Champions), 2006 with Kansas City (Wild Card) and 2012 with the Vikings (Wild Card). In 2012, Priefer was named Special Teams Coach of the Year as voted on by his NFL counterparts and his units ranked #1 in the NFL by the acclaimed Dallas Morning News' special teams rankings.

The 2012 season saw the Vikings' special teams units reach new heights. The Vikings punt and kick return coverage units allowed 0 TDs on the season while ranking 3rd in the NFC with an opponent start average at the 20.8 yard line. His KOR unit ranked 2nd in the NFL with a 24.6 average start following kickoffs. Rookie kicker Blair Walsh made NFL history going 10-10 on FGs of 50+ yards while being selected to his first Pro Bowl along with being named 1st-Team All Pro by the AP. Walsh tacked on another NFL record with 3 50+ (50,51,53) FGs in a game (at St. Louis, 12/16/12). Walsh set a Vikings record with 53 touchbacks in 2012 and tied the longest FG in franchise history with a 56 yarder (at Houston, 12/23/12). Walsh's 53 touchbacks and 92.1 FG % (35-38) were NFL rookie records. To bookend the season, Walsh connected on game-tying (55) and game-winning (38) FGs in Week 1 vs. Jacksonville, the 1st rookie kicker in NFL history to hit game-tying and game-winning FGs in his 1st NFL game. In Week 17, Walsh sent the Vikings to the playoffs with a 29-yard FG against Green Bay (12/30) as time expired. Walsh was named ST Player of the Week 3 times in 2012 while being the NFC ST Player of the Month in December.

The return game shined in Week 4 at Detroit (9/30) where KR Percy Harvin took back the opening kickoff 105 yards for a TD. Not to be left out, PR Marcus Sherels returned a punt 77-yards for his 1st NFL TD in the victory over the Lions. As a unit, the Vikings committed the fewest turnovers (0), made the most FGs (35) and allowed the fewest punts (0) in the NFL on special teams. The Dallas Morning News ranked the Vikings

special teams as tops in the NFL.

Priefer could not have asked for a better start to the 2011 season, his 1st in Minnesota. Harvin took the opening kickoff, Week 1 at San Diego, 103 yards for a TD. Harvin later made NFL history in Week 12 at Atlanta when he returned a kickoff 104 yards before being stopped at the 3-yard line. It was the longest non-scoring play in League history. The Vikings set a team record in 2011 with a 26.9 average on KORs, good for 2nd in the NFL.

During the 2010 season Priefer had 3 players rank in the Top 10 in each of their respective categories. Eddie Royal was 6th in the NFL with an 11.9 punt return average. Rookie Eric Decker was 10th in KOR average at 25.3 per return. Kicker Matt Prater was tied for 6th in TBs with 20.

In his 1st year as the Broncos' special teams coordinator in 2009, Priefer led a unit that placed 3rd in the league in average opponent drive start after kickoffs (22.9-yard line) and featured 2 AFC Special Teams Player of the Month winners (K Matt Prater and WR Eddie Royal).

Royal in 2009 became only the 11th player in NFL history to have both a kickoff and punt return for a TD in the same game (at San Diego, 10/19/09) while placing 7th in the league in punt return average (11.2 yds.). Prater finished the year making 19 of his final 20 FG attempts and tied for the 3rd-most FGs for a season in club history (30).

Before joining the Broncos, Priefer coordinated Kansas City's special teams from 2006-08 following stints as an assistant special teams coach with the NY Giants (2003-05) and Jacksonville (2002). His coaching career began at his alma mater, the U.S. Naval Academy, as a GA in 1994, and he owns 18 years of experience at the professional and collegiate levels.

During his 3 seasons as the Chiefs' special teams coach from 2006-08, Priefer helped Dustin Colquitt register the 3rd-best net punting average (39.2 yds.) and the 6th-best gross average (44.8 yds.) in the NFL for that period. Colquitt's net averages for each of his 3 seasons under Priefer rank as the top-3 single-season performances in Chiefs history.

Kansas City also placed 5th in the AFC in opponent PR average (8.2 yds.) in Priefer's 3 seasons and blocked a total of 4 kicks (3 punts, 1 FG) during that period.

In 2008, Colquitt ranked 7th in the NFL in net average (39.2 yds.) under Priefer's guidance with the Chiefs, who also scored a TD that year on a botched opponent fake FG attempt. Priefer's kickoff coverage unit was one of the league's best a year earlier

with Kansas City finishing the 2007 season 5th in the NFL in open-play average drive start after kickoffs (26.1-yd. line).

During Priefer's 1st year with the Chiefs in 2006, Colquhoun set a franchise season record with a 39.3-yard net average that led the NFL. Priefer's special teams also tied for the NFL lead with 2 blocked punts, including 1 returned for a TD, and accounted for 1 PR TD (Dante Hall, 60 yds.).

As assistant special teams coach for the Giants from 2003-05, Priefer coached a unit that tied for 3rd in the league with 3 KOR TDs and adding 1 PR TD during that period. The Giants blocked 7 kicks (3 punts, 3 FGs and 1 PAT) with Priefer on staff, and the coach worked with David Tyree during the 2005 season when the WR earned Pro Bowl honors as a cover man.

The Giants' special teams in 2005 placed 2nd in the NFL in the comprehensive rankings compiled by The Dallas Morning News. Priefer worked with a unit that year that included a Pro Bowler (Tyree) and the league's top-scoring kicker (Jay Feely - 148 pts.) while ranking 4th in the league in average starting position after kickoffs (30.7-yard line).

In 2003, Priefer helped the Giants tie for 2nd in the NFL with 4 blocked kicks (2 punts, 1 FG, 1 PAT) during that campaign.

Priefer entered the NFL coaching ranks with the Jaguars in 2002 as their assistant special teams coach. That season, punter Chris Hanson earned the 1st Pro Bowl selection of his career after leading the AFC in both gross (44.2 yds.) and net (37.6 yds.) average. Jacksonville also posted 1 PR TD (Bobby Shaw, 69 yds.) and 2 blocked kicks (1 punt, 1 FG).

From 1994-2001, Priefer coached special teams at the collegiate level, working for Navy (1994-96), Youngstown State (1997-98), VMI (1999) and Northern Illinois (2000-01).

Priefer's instruction at Northern Illinois helped WR Justin McCarens earn MAC Special Teams Player of the Year honors. Along with coaching the Huskies' special teams, Priefer coached DTs during his 2 seasons at NIU.

He spent a season at VMI in 1999, coaching its special teams and inside LBs, after a 2-year stint at Youngstown State under Head Coach Jim Tressel. He worked with the special teams, tackles and tight ends at Youngstown State and was part of its Division I-AA National Championship squad in 1997.

Priefer began his coaching career as a graduate assistant at Navy in 1994, instructing its special teams that season before coaching its LBs and defensive line from 1995-96. He also coached special teams and served as defensive coordinator for Navy's junior varsity team from 1995-96.

A QB and WR on Navy's junior varsity and lightweight teams from 1985-88, Priefer flew helicopters as a Naval officer for 6 years (1989-94) after his graduation. His work included tours of duty on the USS America in the Persian Gulf and the Mediterranean Sea.


Priefer owns a bachelor's degree from Navy and received a master's degree from the University of Maryland in 1997. His father, Chuck, was a long-time coach who worked in the NFL (Detroit, Green Bay and San Diego) for 17 seasons and coached at the collegiate level for 12 years.

Priefer was born in Cleveland and moved frequently as a coach's son, graduating from high school in Green Bay. He is married to Debbie, and the couple has four children: Samantha, Michael Jr., Wilson and Katie.

PRIEFER'S BACKGROUND

Coach

1994-96.....	U.S. Naval Academy
1997-98.....	Youngstown State
1999.....	Virginia Military Institute
2000-01.....	Northern Illinois
2002.....	Jacksonville Jaguars
2003-05.....	New York Giants
2006-08.....	Kansas City Chiefs
2009-10.....	Denver Broncos
2011.....	Minnesota Vikings



ALAN WILLIAMS

DEFENSIVE COORDINATOR
COACHING EXPERIENCE: 22ND SEASON
NFL EXPERIENCE: 13TH SEASON
VIKINGS EXPERIENCE: 2ND SEASON

Alan Williams enters his 13th season of NFL coaching in 2013 after setting a solid foundation for the Vikings defense in his 1st season with the club in 2012. Williams and Leslie Frazier served on the Indianapolis staff in 2005-06, working with the defensive backs, reaching the pinnacle of football following the 2006 season when the Colts won Super Bowl XLI over Chicago. Williams got his first taste of NFL coaching in 2001 with Tampa Bay as part of Tony Dungy's staff, and followed him to Indianapolis the following season. In Williams' previous 12 NFL seasons (2001-12), he has been a part of 11 playoff teams, 7 Division champions and advanced to Super Bowl XLI and XLIV.

In his 1st season with the Vikings, Williams worked with a unit that improved dramatically from the previous season and played well down the stretch as the team won its final 4 games to earn an NFC Wild Card berth after a two-year absence from the postseason. The Vikings jumped to the NFL's #16 team in total defense and leaped to #19 in the NFL in scoring defense at 21.3 points per game, an improvement from #21 and #30 respectively the season before. The 2012 Vikings allowed 64 points fewer to opposing offenses than the 2011 unit.

The Vikings got high-level performances from proven veterans in 2012 as DE Jared Allen earned his 5th career Pro Bowl berth and led the club with 12.0 sacks. Stalwart LB Chad Green-

way led the team in tackles for the 5th straight season with a career-high 191 en route to his 2nd straight Pro Bowl berth. During 2012 the Vikings relied on starting rookie S Harrison Smith in 16 games, rookie DB Josh Robinson 6 times and newly added veteran CB A.J. Jefferson 7 times. Reserve DE Everson Griffen ranked 3rd on the team with 8.0 sacks, doubling his output from his previous 2 seasons with the club. Smith returned a pair of INTs for TDs during the season to match the Vikings rookie record and Griffen added another pick-6 score and notched a Vikings-best 3.0 sacks in the regular season finale vs. Green Bay to clinch a playoff berth.

In Williams' decade working with the Colts DBs, the club ranked in the top 6 in NFL passing defense 5 times and finished out of the top 15 only once. During Williams' tenure with Indianapolis he coached a pair of players, Antoine Bethea (2007, '09) and Bob Sanders (2005, '07), who each twice earned Pro Bowl honors. Sanders became the 1st Colts player to earn AP Defensive Player of the Year honors in 2007. In 2009 Colts CB Jacob Lacey earned All-Rookie honors after starting 9 games and grabbing 3 INTs, including a TD return.

The Colts' playoff success was in part due in part to the defense snaring interceptions at record rate. In the 9 straight Colts playoff appearances from 2002-10 the team snared 18

INTs, 2nd in the NFL over that span to only New England's 22. In regular season play in the same 9 seasons the Colts grabbed 140 INTs and scored 14 times on INT returns. From 2002-10 the Colts allowed the fewest TD passes in the NFL (159), the fewest pass completions of 25+ yards (159) and the 3rd-fewest passing yards (29,993), an average of 208 yards per game and 1.1 passing TDs per game in that span. From 2002-10 the Colts allowed 20+ TD passes only 2 times and had 10+ INTs each year.

The 2008 Colts set an NFL mark by allowing only 6 TD passes, the lowest number allowed in a 16-game season. The 2007 Colts ranked #3 in NFL total defense and #2 in passing defense while grabbing 22 INTs on the season, tied for the 2nd-most in the NFL on the season. The 2007 unit led the NFL in scoring defense, allowing 228 offensive points (14.3 points per game) and yielded 279.7 yards per game. During the Colts 2006 run to the Super Bowl XLI title the defense played at a high level. In the 4 postseason games the Indy defense snared 7 INTs and allowed only 2 second-half TDs in the playoffs, including holding Chicago out of the end zone for the final 3 quarters of the Super Bowl. The Colts DBs sealed the title when Kelvin Hayden returned an INT 56 yards early in the 4th quarter to break open a 22-17 game and provide the final margin in the 29-17 Colts win.

Williams got his break as an NFL coach in 2001 with Tampa Bay under head coach Tony Dungy where he joined a defensive

staff that included Monte Kiffin and Mike Tomlin along with John Lynch, Ronde Barber and Donnie Abraham in the backfield. The Bucs went 9-7 and advanced to the NFC Wild Card playoffs.

Williams grew to pursue football as a career during 9 seasons as a player and coach at William & Mary. He was a stand-out RB from 1988-91, ending his career with over 2,500 yards of total offense and set a school record with 4 TDs in playoff action against Massachusetts. After graduation from the College in 1992 he coached prep football and track at Norview High in his home town of Norfolk, VA from 1992-95 before returning to his alma mater. From 1996-2000, the opening 2 seasons as RBs coach and the final 3 as DBs coach from 1998-2000. Williams and wife, Lisa, have 3 sons- Christian, Solomon and Nathan.

WILLIAMS' BACKGROUND

Player

1988-91 William & Mary // RB

Coach


1992-95 Norview (VA) High School

1996-2000 William & Mary

2001 Tampa Bay Buccaneers

2002-11 Indianapolis Colts

2012 Minnesota Vikings



BRENDAN DALY

DEFENSIVE LINE

COACHING EXPERIENCE: 17TH SEASON

NFL EXPERIENCE: 8TH SEASON

VIKINGS EXPERIENCE: 5TH SEASON

Brendan Daly enters his 8th season in the NFL in 2013 and is coming off a 2012 campaign that saw his linemen display depth and playmaking with 7 big men racking up sacks and the unit grabbing 5 fumble recoveries and an INT for a TD. The 2012 Vikings held opponents to 64 fewer offensive points than in 2011 and jumped to the 16th-ranked total defense in the NFL, a 5-spot jump from 2011.

The 2012 Vikings defense improved over the previous season and keyed the club's run to a 10-6 mark and playoff berth that was one of the NFL's biggest surprises. The Vikings held opponents to 14 points or less in 6 wins and helped the club win the 4 final games of the season to earn a postseason appearance.

Perennial Pro Bowler Jared Allen led the Vikings with 12.0 sacks while the LDE tandem of Brian Robison notched 8.5 and Everson Griffen had 8.0. Griffen showed his big-play ability with a 29-yard INT return TD at St. Louis (12/16) and had a career-best 3.0 sacks in the regular season finale vs. Green Bay (12/30). Robison notched his career-best 3.5 sacks vs. Arizona (10/21) and had a career-best 8 passes defended on the season.

Daly returned to the Vikings in 2012, where he had served as an assistant along the defensive line from 2006-08, before spending 2009-11 leading the Rams defensive line.

During his tenure with St. Louis, Daly helped former 1st-round pick Chris Long fulfill his potential with a career-best 13.0-sack performance in 2011, ending the season ranked 7th in the NFL and ranked 4th among fellow DEs. Long was named a Pro Bowl alternate for 2011 and keyed a Rams defense that notched 82 sacks in 2010-11, the 6th-most in the NFL in that 2-season span. Long's 13.0-sack season in 2011 marked the 2nd straight season a Rams DE notched double-digit sacks, joining James Hall's 10.5 in 2010. Long's breakout 2011 came after he had 17.5 career sacks in his opening 3 seasons with the Rams.

The 2010 Rams notched 43 sacks as a team, the 7th-most in the NFL for the season. The defensive line got production and leadership from Hall's 10.5 sacks and added 11-year NFL vet

Fred Robbins at DT where he garnered a career-best 6.0 sacks. Long's 8.5 sacks in 2011 was his career-best at the time after notching 9.0 sacks in his opening 2 seasons in 2008-09.

Daly started his NFL career on the Vikings staff from 2006-08 where he helped the Vikings defensive line build on their reputation as a run-stuffing juggernaut. The Vikings line featured DTs Pat Williams and Kevin Williams each making Pro Bowl appearances in each of the 3 seasons and Jared Allen earned a spot in the Pro Bowl in his 1st season with the team after being acquired in a trade with Kansas City in 2008.

Daly worked in the college ranks as the defensive line coach at Villanova in 2005 and TEs coach at Illinois State in 2004. From 2001-03 Daly was on the staff at Oklahoma State when Vikings All-Pro Kevin Williams played for the Cowboys and helped the squad earn bowl berths twice. Daly got his coaching start at Ridgewood High in New Port Richey, FL in 1997 before moving on to Drake in 1998 coaching TEs, at Villanova in 1999 and as a graduate assistant at Maryland in 2000.

A TE at Drake as a player, Daly earned his bachelor's degree in history from the Des Moines school. Daly and wife, Keely, have a son, Liam and daughters Ciara and Avelin.

DALY'S BACKGROUND

Player

1993-96 Drake // TE

Coach

1997 Ridgewood (FL) High School

1998 Drake

1999 Villanova

2000 Maryland

2001-03 Oklahoma State


2004 Illinois State

2005 Villanova

2006-08 Minnesota Vikings

2009-11 St. Louis Rams

2012 Minnesota Vikings



JEFF DAVIDSON

OFFENSIVE LINE

COACHING EXPERIENCE: 18TH SEASON

NFL EXPERIENCE: 22ND SEASON (18 COACHING/4 PLAYING)

VIKINGS EXPERIENCE: 3RD SEASON

The Vikings offensive line became a model of consistency and production in 2012, the 2nd season under the tutelage of Jeff Davison. The unit started all 5 players as a group for all 16 regular season games and the Wild Card playoff contest, setting team and NFL records along with the 2nd-ranked rushing unit in the NFL. The Vikings ground game ranked #2 in the NFL and tied the Vikings record with 2,634 yards (164.6 per game), the 4th time in the past 5 seasons he has engineered a top-4 NFL rushing offense.

The line paved the way for a remarkable season by RB Adrian Peterson, who earned the 2012 NFL MVP and Offensive Player of the Year honors. Peterson posted the 2nd-highest single-season rushing total in NFL history with 2,097 yards and broke the 100-yard mark 10 times. Making the production more amazing was the fact that only C John Sullivan and RT Phil Loadholt returned to the positions they manned the season before. Rookie LT Matt Kalil and 2nd-year player RG Brandon Fusco were making their debuts as starters and LG Charlie Johnson had been reassigned after starting at LT in 2011.

The unit didn't skip a beat though, earning the Madden Most Valuable Protector's award 3 times during the season, an award presented by the Hall of Fame coach to the top offensive line each week of the season. Sullivan earned All-Pro honors from Pro Football Weekly/Pro Football Writers Association and Kalil was a late addition to the Pro Bowl and an All-Rookie honoree. Kalil joined Todd Steussie (1994) as the only rookie OTs to start every game during the 16-game era. The line protected 2nd-year QB Christian Ponder as he made strides forward in his 1st full season as the starter, improving his passer rating by 11 points (81.2) and his completion percentage by nearly 8 points (64.2) and threw only 12 INTs in 483 attempts, an INT percentage of 2.5, both ranking in the Vikings top 10 for a season in team history.

Davidson's reputation as an instructor and technician were solidified in 2011 when he dealt with a shuffled line due to injury throughout the season but still led the unit to block for the #4 rushing offense in the NFL, a 6-spot jump from the 2010 Vikings. In his first season on the Vikings staff, Davidson inherited an offensive line that had limited time to work together due to the unusual circumstances of the 2011 offseason lockout.

Only LT Charlie Johnson and RT Phil Loadholt opened all 16 games during the 2011 season up front for the Vikings and Johnson joined the club during training camp, stepping in as the starter. The interior of the line was hampered by injuries that saw 4 different starting combinations between the center and guards. Center John Sullivan enjoyed a career year under Davidson's tutelage and was recognized with a vote in Associated Press All-Pro balloting. In 2011, Davidson's linemen paved the way to tie a Vikings record with 3 players breaking the 100-yard rushing mark during the season- Adrian Peterson, Toby Gerhart and Joe Webb. RB Peterson was stopped just short of his 5th straight 1,000-yard season when sidelined by a season-ending injury. Peterson ended the season with 970 yards in his 12 games played and notched 12 rushing TDs. Gerhart made the most of his opportunities, rushing for 531 yards on the season and had a career-best 109 yards on the ground at Washington, including 105 in the 2nd half of the game.

Davidson has a background as a versatile lineman who was a full-time starter at LT and LG for Denver in 1991 and 1992 respectively, winning the AFC West title in 1991 and advancing to the AFC Championship game. Davidson's been a part of winning programs throughout his career, claiming 5 Division titles as a coach with New England and Carolina, and helping New England

take home the Lombardi Trophy in Super Bowls XXXVI, XXXVIII and XXXIX.

During his 4 seasons in Carolina the team claimed the 2008 NFC South title with a 12-4 mark and established the Panthers ground game as one of the NFL's best. The Panthers were led on the ground by DeAngelo Williams and Jonathan Stewart, who powered their way into the record books in 2009 by both breaking the 1,000-yard mark. Stewart going for 1,133 and Williams posting 1,117. In 2008, Williams ran for a franchise-record 1,515 yards and 18 rushing TDs. Stewart set a franchise record with 206 yards rushing against the NY Giants in 2009 and Williams post 186 yards against Tampa Bay in 2008 for the 2nd-best mark in team history. The Panthers struggled for consistency at QB in 2009 and 2010, starting 4 different QBs over the 2-year span.

Davidson had a pair of offensive linemen earn Pro Bowl honors- Ryan Kalil at C in 2009 and Jordan Gross at T in 2008. Williams earned Pro Bowl trips in 2008 and 2009 and was joined by WR Steve Smith in 2008.

Prior to taking on the role of offensive coordinator, Davidson honed his skills as a position coach with Cleveland and New England. He coached the Browns offensive line in 2005-06 and oversaw a unit that paved the way for Reuben Droughns to rush for 1,232 yards, breaking a 20-year streak without a Browns 1,000-yard rusher. The shuffled offensive line also protected rookie QB Charlie Frye as he took over under center for veteran Trent Dilfer. During the 2006 season, Davidson was named the Browns offensive coordinator early in the season and his game plans helped TE Kellen Winslow and WR Braylon Edwards reel in 89 and 61 receptions respectively.

Davidson gained the most experience of his coaching career during 8 seasons with New England from 1997-2004, working under head coach Pete Carroll for the opening 3 seasons before Bill Belichick took over the team in 2000. Tutoring the Patriots TEs in 1997 he saw Ben Coates lead the team with 66 catches and earn a Pro Bowl berth. In 2001, in Belichick's 2nd year at the helm, the club won Super Bowl XXXVI over St. Louis, starting a remarkable streak of 3 Super Bowl wins in 4 seasons, claiming Super Bowl XXXVIII against Carolina after the 2003 season and Super Bowl XXXIX over Philadelphia after the 2004 campaign.

Following a 4-season NFL playing career that was cut short by injury, Davidson broke into coaching with New Orleans as a volunteer assistant and offensive assistant with the Saints in 1995-96. Davidson played his final NFL season for New Orleans in 1994 after beginning his career as a 5th-round draft pick by Denver in 1990. In 1991 and 1992 he was a 16-game starter for the Broncos as LT and LG respectively, helping the team advance to the AFC title game in 1991 while protecting Hall of Famer John Elway's blind side.

Davidson was an All-Big Ten honoree as a senior at Ohio

A GRAND ON THE GROUND

Jeff Davidson's attention to the running game has produced some impressive performances by the RBs who have flourished behind his offensive lines.

Top Rushing Performances Behind Davidson's Lines	Player, Team, Season	Yards
Adrian Peterson, Minnesota, 2012	2,097
DeAngelo Williams, Carolina, 2008	1,515
Reuben Droughns, Cleveland, 2005	1,232
Jonathan Stewart, Carolina, 2009	1,133
DeAngelo Williams, Carolina, 2009	1,117

KICKOFF EXECUTIVES STAFF COACHES PLAYERS ROOKIES 2012 SEASON RECORDS PLAYOFF RECORDS HISTORY EXTRA POINTS

State when he served as a team captain. Davidson was a teammate with Chris Spielman, brother of Vikings General Manager Rick Spielman. A member of a strong football family, Davidson's father was an All-America and team captain at OSU and his brother was a LB for the Buckeyes. Jeff and wife, Judi, have sons, Nick and A.J. Nick was a Minnesota All-State honoree as a senior in 2011 at Eden Prairie High School and redshirted as an offensive lineman at Stanford in 2012 while A.J. is a junior at EPHS.


DAVIDSON'S BACKGROUND

Player

1986-89..... Ohio State // OL
 1990-92..... Denver Broncos // OL
 1994..... New Orleans Saints // OL

Coach

1995-96..... New Orleans Saints
 1997-2004..... New England Patriots
 2005-06..... Cleveland Browns
 2007-10..... Carolina Panthers
 2011-..... Minnesota Vikings



RYAN FICKEN

ASSISTANT SPECIAL TEAMS

COACHING EXPERIENCE: 10TH SEASON

NFL EXPERIENCE: 7TH SEASON

VIKINGS EXPERIENCE: 7TH SEASON

Ryan Ficken enters his 7th season with the Vikings in 2013 and will transition into a new role with the club's special teams, assisting Special Teams Coordinator Mike Priefer for the 1st time in his Vikings career. Previously, Ficken worked with the Vikings WRs, assisting WR coach George Stewart from 2009-12.

The 2012 Vikings battled injuries to the receiving corps throughout the season but helped 2nd-year QB Christian Ponder's development as a passer as the team went 10-6 to earn a Wild Card playoff berth. Leading receiver Percy Harvin missed the final 7 games of the season with injury but hauled in 62 receptions in the opening 9 games for a 6.9 reception per game average. Veteran Michael Jenkins ranked 3rd on the club with 40 catches and rookie Jarius Wright emerged as a threat after Harvin was sidelined. Wright snared the Vikings season-long catch with a 65-yarder vs. Green Bay (12/30) in the regular season finale and reeled in a 54-yarder on his 1st NFL catch vs. Detroit (11/11). His 54-yarder ranks behind only Adrian Peterson (60t) in Vikings history for the longest 1st catch of a players' career.

In 2011, Percy Harvin set career highs in receptions with 87, receiving yards with 967, and tied a career high with 6 receiving touchdowns. His 87 receptions was also ranked 6th in the NFL. First year wide receiver Devin Aromashodu also made 2011 a season to remember, setting career highs in receptions with 26 and receiving yards with 468.

Second-year receiver Percy Harvin improved on his rookie season in 2010. At just 21 years old, he became the youngest player in franchise history to lead the team in receiving with 871 yards on 71 catches and 5 TDs.

In 2009, WRs Sidney Rice and Harvin had breakout seasons for the Vikings. Both players were honored as Pro Bowlers and Harvin became the 2nd Viking in 3 seasons to be named NFL Offensive Rookie of the Year. Rice developed as a playmaker and became only the 3rd Vikings' WR to post a 1,300-yard receiving season. Harvin tied for the NFL lead among rookies in receptions and yards and ranked 2nd in team history with 60 catches as a rookie.

In 2007 and 2008, the Vikings RBs were able to showcase their skills and combine the talents of Adrian Peterson and Chester Taylor. In 2008, Peterson led the NFL with 1,760 yards rushing and Taylor led all NFL RBs with 25 catches on 3rd down.

Peterson became the 1st Vikings RB to lead the NFL in rushing and Taylor's 45 catches were a career high.

The 2007 Vikings offense ranked #1 in the NFL in rushing offense. Peterson had a legendary rookie year, including breaking the NFL's single game rushing record after going for 296 yards against San Diego on 11/4/07 and earning NFL Offensive Rookie of the Year. Peterson finished with 1,341 yards, 12 TDs and was named the Pro Bowl MVP.

Ficken served as an offensive graduate assistant with UCLA in 2006. He worked extensively with Jim Colletto and the offensive line. Ficken broke down opponents' game film, gave opponent reports to the offensive staff and coached the defensive scout team.

Prior to his work with the offense, Ficken was a graduate assistant in the football operations department where he acted as the NFL scout liaison and tracked opponents' personnel during games. He was as an assistant to the recruiting coordinator, playing a big part in the 2006 recruiting class that ranked in the top 10 nationally. From 2004-2005, Ficken was a volunteer coach at UCLA, focusing primarily on the defense and the secondary.

Ficken earned his bachelor's in business administration from ASU. He was a member of the Sun Devils football team for 2 seasons and received the Scholar-Athlete Award and was a member of Gamma Beta Phi, the National Scholastic Honor Society.

Ficken is currently finishing graduate school to obtain a masters in comparative education at UCLA. Ficken and wife, Andrea, reside in Eden Prairie with their son, Wyatt.


FICKEN'S BACKGROUND

Player

1998-99..... Arizona State University // WR

Coach

2004-06..... UCLA
 2007-..... Minnesota Vikings



JEFF IMAMURA

ASSISTANT SECONDARY
COACHING EXPERIENCE: 15TH SEASON
NFL EXPERIENCE: 8TH SEASON
VIKINGS EXPERIENCE: 8TH SEASON

Jeff Imamura returns to the Vikings in 2013 for his 8th season on the coaching staff. His primary duties include working directly with Defensive Coordinator Alan Williams on day-to-day defensive operations and activities and assisting DBs coach Joe Woods with the secondary.

The 2012 Vikings defense made strides to improve from the previous season, allowing 64 fewer points to opposing offenses to rank 16th in the NFL, an 11-position improvement from 2011. The defense held opponents to 14-or-less points in 6 games during 2012, winning all 6. The Vikings DBs received an influx of talent when rookie S Harrison Smith stepped into the starting lineup for every game, led the club with 3 INTs and tied the Vikings rookie record with 2 INT return TDs. Smith was honored as an All-Rookie choice for his performance. Fellow rookie Josh Robinson added a pair of INTs and started 6 games during the season.

2011 marked another season of solid linebacker play for the Vikings. Greenway set a then-career high in tackles, recording 174 over the course of the season and being selected to his 1st Pro Bowl. E.J. Henderson also had a big season, finishing 2nd on the team in tackles with 130 and 2nd on the team with 16 TFL.

The Vikings LBs were the most consistent unit for the defense in 2010 with Greenway leading the team in tackles for a 3rd-straight season and ranking 1st in the NFC and 4th in the NFL in total tackles. The defense finished in the NFL's top 10 in total defense (8th) for the 3rd year in a row and ranked in the top 10 against the run (9th) and the pass (10th).

In 2009, the Vikings LBs played at a high level and were a key part of the #6 ranking in total defense the club posted for the 2nd-straight year. The Vikings had not been in the NFL's top 10 for total defense in consecutive seasons since 1993-94. The LB unit had to overcome Henderson's season-ending injury, but were able to prepare rookie 5th-round draft pick Jasper Brinkley to start the final 4 regular season games and both playoff contests. Greenway led the team in tackles and joined Ben Leber in making plays against the run and pass. The duo combined for 4 INTs and 3.5 sacks during the regular season and playoffs.

The 2008 Vikings made dramatic strides from 2007 despite having to overcome the loss of key starters to injury, challenging the coaching staff to prepare backups to take on bigger roles. The Vikings defense ranked #6 in the NFL for total defense, the highest finish since 1994 for the team and a 14-position jump from the previous year. A key part of the 2008 Vikings defense taking a step forward was the emergence of Greenway as a total defender. In his 2nd year as a starter, Greenway led the team with 150 tackles and notched 5.5 sacks.

The 2007 Vikings LBs thrived in the NFL's #1 rushing defense as Henderson led the team with 155 total tackles and 4.5

sacks, while Greenway and Leber finished directly behind Henderson in total tackles with 130 and 88, respectively. Overall, the Vikings linebackers finished with 373 tackles, 9.5 sacks, 3 INTs, 6 FFs and 7 FRs.

The 2006 Vikings finished #8 in total defense and #1 against the run for only the 3rd time in team history. The team had not cracked the top 10 in total defense since 1994 but the Vikings defenders became a calling card as the team set a franchise record and posted the 2nd-lowest rushing yards allowed by an NFL team since the 1970 merger at 985 yards, an average of 61.6 per game.

Before joining the Vikings, Imamura coached OLBs at Saginaw Valley (MI) State University in 2003. He helped build the Cardinals' defense into a national leader as the unit ranked 7th in the country in scoring defense, 12th in turnover margin and 22nd in the country in passing defense. The Cardinals' OLBs accounted for over 60 percent of the team's sacks on the season. SVSU won the Great Lakes Conference regular season title with an 11-0 record, finished the regular season ranked #1 in the nation and advanced to the NCAA Division II quarterfinals.

Imamura spent the previous 3 seasons (2000-02) at Northern Arizona University as the defensive line coach. NAU advanced to the Division I-AA playoffs in 2001 for only the 2nd time in school history.

A 1997 graduate of Texas Christian, Imamura got his start in the coaching profession at TCU as a defensive assistant from 1997-99, where he assisted the Horned Frogs' DBs coach and defensive coordinator. TCU beat USC in the 1998 Sun Bowl to earn the school's 1st bowl victory since the 1957 Cotton Bowl, and in 1999 earned a share of the WAC title and a bowl bid.

Imamura earned his degree in finance at TCU. Imamura and wife, Regan, reside in Eden Prairie.

IMAMURA'S BACKGROUND

Coach

- 1997-99 Texas Christian University
- 2000-02 Northern Arizona University
- 2003 Saginaw Valley State University
- 2006- Minnesota Vikings



CRAIG JOHNSON

QUARTERBACKS

COACHING EXPERIENCE: 31ST SEASON

NFL EXPERIENCE: 14TH SEASON

VIKINGS EXPERIENCE: 3RD SEASON

Veteran coach Craig Johnson returns for his 14th season coaching in the NFL in 2013 and his 3rd with the Vikings as he continues to help Christian Ponder develop as the Vikings starter under center.

Ponder played the best of his career down the stretch in 2012 for the Vikings as the club went on a 4-game win streak to end the season and earn a Wild Card playoff berth with a 10-6 mark, far exceeding outside expectations for the team entering the season.

Ponder posted his career-best game when it mattered most, hosting border rival Green Bay in the regular season finale in a must-win scenario to make the playoffs. Ponder's 3-TD day and 120.2 passer rating were career-highs. Ponder did not throw an INT in the final 3 games and had 8 games during the season without throwing a pick. He notched a completion percentage of 70.0%+ in 5 games and had 4 games with a passer rating of 100+. Ponder became the 7th Vikings QB to win 10 games as the starter.

In Johnson's first season as quarterbacks coach in 2011, he worked with rookie Christian Ponder as he threw for 1,853 yards and 13 TDs in 11 games. Ponder also finished the season with 8 TDs and only 1 interception in the red zone, giving him a league leading 114.3 passer rating. Second-year quarterback Joe Webb also saw time under center. When Ponder went down in Week 14 at Detroit, Webb threw for 2 touchdowns as the Vikings almost overcame a 21-point deficit but fell short in the closing moments.

During his tenure as QBs coach with the Titans from 2000-10, he was able to guide Steve McNair, Vince Young and Kerry Collins all to Pro Bowl seasons.

Johnson was able to work with McNair as he earned NFL Co-MVP in 2003 and Young as he claimed 2006 NFL Offensive Rookie of the Year honors. In 2008, Collins was pressed into action after an injury in the season opener and responded with one of his career-best seasons, leading the team to a 12-3 mark as the starter and returning to the Pro Bowl. McNair earned Pro Bowl honors in 2000, '03 and '05 and was recognized as Co-MVP of the League, the 1st QB in franchise history to earn the award and the 2nd player in club history. Keeping backup QBs well-prepared was hallmark to the Titans success and Johnson was able to insert Billy Volek into the starting lineup in 2004 for 7 games where he posted an 18-10 TD-INT ratio and completed 61.1% of his passes with an 87.1 passer rating.

During his tenure with Tennessee the team won 3 AFC South titles and made the playoffs 5 times overall with 3 different starting QBs leading the team to the playoffs over those 5 seasons. In 2010 Johnson was promoted to Assistant Head Coach/RBs after a late-preseason staff shuffle. Perennial Pro Bowler Chris Johnson ran for 1,364 yards and led the team with 44 catches while backup 2nd-year man Javon Ringer averaged 4.7 yards per carry in a limited role.

Before he joined the Titans staff, Johnson honed his skills as a collegiate QBs and RBs coach from 1983-99, working at Maryland (1997-99), Northwestern (1992-96), Virginia Military Institute (1989-91), Rutgers (1986-88) and Army (1985). Johnson was a graduate assistant in 1983 (Wyoming) and 1984 (Arkansas). Johnson coached the Maryland QBs and for the 1997 and '98 seasons he served as offensive coordinator. During his 5 seasons at Northwestern he helped the Wildcats win consecutive Big Ten titles in 1995-96 for the first time in team history. The 1995 Wildcats posted the 1st winning season since 1971 and earned a trip to the Rose Bowl for the 1st time since 1949. Johnson's pupil, QB Steve Schnur was a 1st-Team All-Big Ten honoree and in 1992 and '93 QB Len Williams was a 2nd-Team choice.

Johnson came to Northwestern from VMI where he was Offensive Coordinator/QBs coach and helped the school lead the nation in rushing in 1991. Johnson coached RBs at Rutgers for 3 seasons after a 1-year stint at Army as a part-time assistant working with the FBs. Johnson broke into coaching as a graduate assistant at his alma mater, Wyoming, in 1983. Johnson and wife, Darlene, have daughters Shelby and Sydney.

JOHNSON'S BACKGROUND

Player

1979-82 Wyoming // QB

Coach

- 1983 Wyoming
- 1984 Arkansas
- 1985 Army
- 1986-88 Rutgers
- 1989-91 Virginia Military Institute
- 1992-96 Northwestern
- 1997-99 Maryland
- 2000-10 Tennessee Titans
- 2011- Minnesota Vikings



JIMMIE JOHNSON

TIGHT ENDS

COACHING EXPERIENCE: 13TH SEASON

NFL EXPERIENCE: 18TH SEASON (8 COACHING, 10 PLAYING)

VIKINGS EXPERIENCE: 8TH SEASON

Entering his 8th season with the Vikings' coaching staff in 2013, Jimmie Johnson brings a blend of NFL expertise as both a player and as a coach which has proved to be a valuable asset. During his decade in the NFL as a player, Johnson was committed to the art of blocking, helping pave the way for 1,000-yard rushers in 8 of his 10 seasons.

The Vikings TE corps is highlighted by Kyle Rudolph, who led the team with 9 TDs in 2012 and has amassed 12 in his opening 2 seasons. Rudolph, veteran John Carlson and rookie Rhett Ellison helped provide the edge blocking that paved the way for Adrian Peterson to earn NFL MVP honors with 2,097 yards on the ground and the team to match the club record with 2,634 team rushing yards. Ellison started 7 games and showed his versatility, playing out of the backfield and at TE.

In 2012, the Vikings passing game relied heavily on Rudolph, who ranked tied for 2nd in the NFL among TEs with 9 TD catches, the 2nd-best performance in a season by a Vikings TE in team history. Rudolph ended the season garnering Pro Bowl MVP honors after a standout day in the All Star game. Rudolph tied a Vikings TE record by snaring 2 TD passes vs. San Francisco (9/23).

The Vikings TEs hauled in 13 TD passes in 2009, just 6 fewer TD passes than the Vikings WRs combined for during the season. The unit played a big part in blocking for Adrian Peterson as he ran for 1,383 yards and set a new Vikings record with 18 rushing TDs.

In 2008, Johnson saw Visanthe Shiancoe develop as a top-tier NFL TE. Shiancoe led the NFC and tied for 3rd among TEs in the NFL with 7 TD receptions. The 7 scores came up just 1 shy of the Vikings single-season record for TEs held by Joe Senser (8 in 1981).

In 2007, Jim Kleinsasser and Shiancoe assisted the Vikings record-setting rushing attack and contributed in the passing game.

In 2006, Johnson's TE corps helped newly-acquired Chester Taylor run for 1,214 yards in his 1st season as a full-time starter and TE. Jermaine Wiggins tied for 2nd on the team with 46 receptions.

During his 10 NFL seasons as a tight end, Johnson spent time with Washington, Detroit, Kansas City and Philadelphia. Originally selected in the 12th round of the 1989 NFL Draft by the Washington Redskins, he was a long-shot rookie who not only made the final squad, but also went on to play in all 16 games that year. While with the Redskins, Johnson played under the legendary Joe Gibbs and was part of teams that went 34-14 in regular season action and 4-1 in the playoffs. He was a member of the 1991 Redskins team that reached the pinnacle of the NFL, winning Super Bowl XXVI over Buffalo in the stadium he now calls home - the Metrodome. His best season statistically was 1990, when he caught 15 passes for 218 yards and a pair of TDs. That year he averaged 14.5 yards per catch, which trailed only Gary Clark's team-leading 14.8 average, and caught his 1st NFL TD on a 4-yard pass from Stan Humphries in a 41-38 OT win at Detroit (11/4/90). In 1991, Johnson caught 3 passes in the opening 6 games, including 2 for TDs from Mark Rypien in the 1st and 2nd games of the year vs. Detroit (9/1/91) and at Dallas (10/6/91) on Monday Night Football. A neck injury suffered at Chicago (10/6/91), however, placed Johnson on injured reserve for the rest of the Redskins championship season.

Following his 3 seasons with Washington, Johnson joined the Lions in 1992 as a Plan B free agent and went on to start 10 of the 22 games he played from 1992-93 under head coach Wayne Fontes. After his release by Detroit in November 1993,

Johnson joined Kansas City and head coach Marty Schottenheimer for the 1994 season. That year the Chiefs played against the Vikings in the preseason game held in Tokyo and went on to ride Hall of Famers Joe Montana and Marcus Allen to a 9-7 record and a berth in the playoffs. Johnson played in 7 games and started 1 that season.

In 1995, Johnson moved on to Philadelphia where he enjoyed his most productive seasons as part of the 2-TE power running game employed by the Eagles. Johnson blocked for Ricky Walters as he earned Pro Bowl berths in 1995 and '96 while breaking the 1,000-yard mark each season from 1995-97. In 1996, Walters set the Eagles team record for attempts with 353, the 2nd-most yards in team history with 1,411, and the 2nd-most rushing TDs with 13. The Eagles took NFC east runner-up honors in 1995 and '96 while advancing to the playoffs both seasons under Ray Rhodes. During that time, Johnson started 18 of the 51 games he played and had a career best 18.1-yard receiving average in 1996, when he caught 7 passes for 127 yards. His final NFL TD came from QB Bobby Hoving vs. Cincinnati (11/30/97).

As a player, Johnson was durable, seeing action in all 16 games in 6 of his 10 seasons. He finished his career with 61 catches for 723 yards and 5 TDs while playing in 5 postseason games. He also blocked for 1,000 yards rushers in 8 of his 10 NFL seasons, helping Earnest Byner break the 1,000-yard mark and earn Pro Bowl honors in 1990 and 1991. Barry Sanders repeated the feats in Detroit in 1992 and '93, and in Philadelphia, Johnson helped Walters get over the 1,000-yard plateau in 1995, '96 and '97. Johnson finished his career clearing the way for Deuce Staley in 1998, who gained 1,000+ yards in only his 2nd NFL season.

After his playing days were over, Johnson entered coaching, beginning his career as the running backs coach at South Carolina State in 2001. He was offensive coordinator at Shaw University in 2002 before becoming offensive coordinator/QBs coach at Texas Southern in 2004-05.

Johnson attended Howard, where he earned his bachelor's degree in consumer studies. As a senior he was an All-Mid-Eastern Athletic Conference choice after hauling in 31 receptions for 546 yards and 9 TDs. For his college career, Johnson finished with 16 TDs and 1,229 receiving yards on 73 catches.

A native of Augusta, GA, Johnson attended T.W. Josey High School. He and his family reside in Shakopee.

JOHNSON'S BACKGROUND


Player

- 1985-88 Howard // TE
- 1989-91 Washington Redskins // TE
- 1992-93 Detroit Lions // TE
- 1994 Kansas City Chiefs // TE
- 1995-98 Philadelphia Eagles // TE

Coach

- 2001 South Carolina State
- 2002-03 Shaw University
- 2004-05 Texas Southern University
- 2006- Minnesota Vikings

KICKOFF
EXECUTIVES
STAFF
COACHES
PLAYERS
ROOKIES
2012 SEASON
RECORDS
PLAYOFF RECORDS
HISTORY
EXTRA POINTS



KLINT KUBIAK

QUALITY CONTROL-OFFENSE
COACHING EXPERIENCE: 4TH SEASON
NFL EXPERIENCE: 1ST SEASON
VIKINGS EXPERIENCE: 1ST SEASON

Joining the Vikings in 2013, Klint Kubiak brings unique experience to the staff in his first NFL coaching experience. Kubiak will assist veteran WRs coach George Stewart as the Offensive Quality Control Coach.

Kubiak, who is the son of Texans Head Coach Gary Kubiak, spent the last three seasons on staff at Texas A&M. Kubiak served in multiple capacities in his time at College Station. In 2010 and '11, Kubiak was an Offensive Assistant for an Aggie offense that ranked No. 7 and No. 20 in total offense, respectively. In 2012 he served as the Inside Receivers Coach and assisted with Special Teams before being elevated to full-time WR coach for the Cotton Bowl preparation and game which the Aggies beat Oklahoma. Texas A&M ranked No. 3 in total offense in 2012 and finished 11-2 while being ranked No. 5 in both the final AP and Coaches polls.

Kubiak played DB at Colorado State from 2005-09, earning preseason All-Mountain West Conference honors in 2006, '07

and '09. Kubiak, named a team captain for the Rams in 2009, was invited to the East-West Shrine game. Kubiak also earned an invite to the Washington Redskins rookie minicamp in May of 2010. While at Texas A&M, Kubiak graduated with a masters degree in Human Resource Development in 2012.

Kubiak resides in Eden Prairie with his wife Tessa.

KUBIAK'S BACKGROUND

Player

2005-09..... Colorado State // DB

Coach

2010-12..... Texas A&M

2013-..... Minnesota Vikings



FRED PAGAC

LINEBACKERS
COACHING EXPERIENCE: 36TH SEASON
NFL EXPERIENCE: 15TH SEASON (13 COACHING, 2 PLAYING)
VIKINGS EXPERIENCE: 8TH SEASON

In his 36th season of coaching and 13th teaching at the NFL level in 2013, Fred Pagac will continue to mentor the club's LBs. The Vikings most veteran coach has helped several Vikings to career-bests in his tenure with the team, including Chad Greenway earning 2nd-Team All-Pro honors in 2012 and 2 straight Pro Bowl berths in 2011 and '12.

The 2012 Vikings LBs played a big part in the defense jumping to #16 in the NFL in total defense and holding 6 opponents to 14-or-fewer points. The strength of the defense down the stretch keyed the club winning the final 4 regular season games to go 10-6 and earn a Wild Card playoff berth, far exceeding outside expectations for the team.

Greenway led the team in 2012 with a career-best 191 tackles, while fellow LBs Jasper Brinkley and Erin Henderson also notched career-highs with 117 and 112 tackles respectively. Greenway notched 2nd-Team All-Pro honors from Associated Press, the 1st Vikings LB since Matt Blair in 1980 to earn All-Pro acclaim. He has led the club in tackles for the 5th straight season, ranking only 2nd in team history behind Scott Studwell's 6.

Pagac led the Vikings' LBs for 5 seasons (2006-10) before taking over Defensive Coordinator duties for the 2011 season. During his 1st stint with the LBs the Vikings defense ranked in the top 10 of the NFL in total defense 4 times and 3 straight from 2008-10. The 2011 Vikings featured some impressive individual performances on defense, but were unable to achieve team success. Jared Allen broke the Vikings single-season sack record and came within grasp of the NFL record with a 22.0-sack assault on opposing offenses. Allen was honored as a 1st-Team Associated Press All-Pro and earned his 4th Pro Bowl berth. Chad Greenway set a new career-high with 174 tackles to lead the team in tackles for the 4th straight season and shattered his previous career-high of 150 tackles. Greenway was selected to his 1st Pro Bowl following the season.

The 2011 Vikings secondary was hampered by injuries and inexperience throughout the season but the defense did get starting performances from rookie S Mistral Raymond and fellow rookie DT Christian Ballard. In his 1st season as a full-time starter, DE Brian Robison held down the LDE spot opposite Allen and responded with 8.0 sacks, 3 forced fumbles and 2 fumble recoveries.

Pagac welcomed back MLB and defensive captain E.J. Henderson for the start of the 2010 season after his signal caller was sidelined late in the 2009 season with a broken femur. Henderson flourished under the direction of Pagac and highlighted his remarkable comeback with a berth to the 2010 Pro Bowl. Henderson became the first player under Pagac's tutelage to earn Pro Bowl honors and he was the 1st Vikings LB to be honored since Ed McDaniel in 1998.

Henderson snared 3 INTs which tied him for most among NFL LBs along with the Vikings team lead, tying safety Husain Abdullah. While Henderson earned a trip to the Pro Bowl, Greenway was leading the LB corps in tackles for the 3rd straight season. Greenway finished the season ranked 1st in the NFC in tackles and 4th in the NFL with 142 (according to league stats). Greenway led the team in tackles for loss with 10 while Henderson was 4th with 7.

Highlighted by a late-season upset win at Philadelphia, Pagac unleashed a blitz-heavy attack against the Eagles that rattled MVP-candidate QB Michael Vick and coralled the shifty QB for 6 sacks, snared an INT and returned a Vick fumble for a TD by CB Antoine Winfield, who was named NFC Defensive Player of the Week for the game.

The Vikings defensive unit finished the season ranked 8th in the NFL in total yards allowed per game (312.6) and 1st downs allowed per game (17.25). Known as a run-stuffing defense, the Vikings' unit ranked 9th best in the NFL in rushing yards al-

lowed per game (102.1) and rushing yards per attempt (3.9). The defense finished the season 10th in the league in passing yards allowed per game (210.4).

During Pagac's coaching career he has built a reputation for helping players achieve at their highest levels and develop young talent within the defensive system. The 2009 LB unit was equally strong against the run and pass, helping the Vikings rank #6 in the NFL in total defense and #2 against the run after leading the NFL in run defense the previous 3 seasons. The #6 mark was a repeat of the 2008 defensive ranking and was the 1st time since 1993-94.

Pagac's crew in 2009 had to deal with adversity along with prosperity. Greenway led the team in tackles for the 2nd straight season and hauled in a career-best 3 INTs to raise his stature as one of the NFL's emerging defensive players. Fellow OLB Ben Leber led the Vikings with 9 passes defended and added 2.5 sacks. Henderson was lost for the final 4 games of the regular season and the playoffs to a broken leg and rookie 5th-round draft pick Jasper Brinkley was pressed into duty.

The rapid development Brinkley showed helped keep the defense on track, highlighted by the dominant performances in the NFC Divisional Playoff vs. Dallas and the NFC Championship game at New Orleans. The Vikings defense faced the #1 (Saints) and #2 (Cowboys) offenses in the NFL during the playoffs and held the teams in check, limiting the teams a 3rd-down conversion rate of 24% (6-of-25) and allowed 248 and 257 total net yards to teams who averaged 399.4 and 403.8 respectively.

The 2008 Vikings LBs overcame adversity to solidify a defensive unit that finished the season ranked #6 in the NFL in total defense and #1 in rushing defense for the 3rd straight season, becoming the 1st team since the 1970 AFL-NFL merger to lead the League in rush defense 3 straight seasons. The unit had to overcome the loss Henderson to a season-ending injury in the 4th game. Greenway led the team in tackles with 150 and emerged as a blitz threat, notching 5.5 sacks, the 4th-most by a Vikings LB in team history.

When Henderson was lost for the season Pagac had to prepare undrafted 2nd-year man David Herron to step into the void as the team searched for a replacement, which was former Vikings starter Napoleon Harris. When Harris picked up a fumble and went 27 yards for a TD it marked the 4th score a Vikings LB has produced in the 3 seasons Pagac has coached the position.

In 2007 Henderson led the team with a career-high 155 tackles in his 1st season playing MLB since 2004. He added a career-best 4.5 sacks and led the team with a career-high 14 tackles for loss while earning Pro Bowl alternate honors. Greenway, who missed his 2006 rookie season with a knee injury, came back in 2007 to rank 2nd on the team with 130 tackles, lead the NFL with 4 fumble recoveries and have a pair of interceptions, including scoring his 1st career TD.

The 2006 Vikings finished #8 in NFL total defense and #1 against the run for only the 3rd time in team history. The team had not cracked the top 10 in total defense since 1994 but the Vikings defense became a calling card as the team set a franchise record and posted the 2nd-lowest rushing yards allowed by an NFL team since the 1970 merger at 985 yards, an average of 61.6 per game. The Vikings LBs played a key role in the defensive dynamic by accounting for 9.5 sacks, 6 INTs and 2 TDs. Henderson led the team in tackles with 142 and posted with 3.0 sacks and 2 INTs under Pagac's watch, including a 45-yard TD on his 1st career INT. Leber made his impact on the team felt in his 1st season with the team with 3.0 sacks, an INT and scored a TD on a fumble recovery.

Pagac coached the NFL as the Kansas City Chiefs for 2 seasons (2004-05) and with the Oakland Raiders for 3 seasons (2001-03) before coming to the Vikings. Prior to entering the professional ranks, Pagac spent 23 years on the coaching staff at Ohio State, where he aided in the development of several top players.

Under Pagac's direction in 2005, Chiefs 3rd-year LB Kawika Mitchell led the team with a career-high 135 tackles and 14 passes defended as he started all 16 games at MLB for the 1st time in his career. Pagac also tutored rookie LB Derrick Johnson, who finished 3rd on the team with 110 tackles and added 2.0 sacks and 9 passes defended on his way to being named the club's Mack Lee Hill Award winner, which is given to KC's top rookie. Johnson

became the 1st rookie LB in Chiefs history to start all 16 games since LB Dino Hackett accomplished the feat in 1986. The Chiefs defense finished 7th in the NFL against the run in '05, and 6th in the NFL with 31 takeaways.

In 2004, 3rd-year LB Scott Fujita led the Chiefs for the 2nd consecutive season in tackles with 112. Kawika Mitchell bounced back from an early-season ankle injury to start 12 games and finished 2nd on the team with 85 tackles. The Chiefs defense finished 12th in the NFL against the run.

In 2002, Pagac helped the Raiders defense to a #11 overall NFL ranking and a #3 ranking against the run as Oakland won the AFC and faced Tampa Bay in Super Bowl XXXVII. Pagac tutored Napoleon Harris as he was named to Pro Football Weekly's All-Rookie team and finished 3rd on the team in tackles. In 2001, MLB and former Viking Greg Biekert led the Raiders with 108 tackles and tied a career high with 3.0 sacks.

From 1978-2000, Pagac coached at his alma mater, Ohio State, and worked with 10 Buckeyes defensive performers who earned All-America honors, including Vikings CB Antoine Winfield. Winfield was a 2-time All-America pick and won the Jim Thorpe Award as the nation's top defensive back in 1998. Pagac also tutored future Pro Bowl LBs Chris Spielman, Pepper Johnson and Mike Vrabel, as well as CB Shawn Springs, LB Na'ill Diggs, S Mike Doss, and CB Nate Clements. Andy Katzenmoyer won All-America accolades in 1997 and won the Butkus Award as the nation's top LB. During Pagac's 23 years on the Ohio State coaching staff, the Buckeyes played in 20 bowl games. As a player and coach, Pagac was part of 6 Rose Bowls with the Buckeyes.

Pagac was assistant head coach to John Cooper in 2000 in his final season at OSU. From 1996-99, Pagac served as defensive coordinator. In 1998, the Buckeyes led the nation in rushing defense, ranked 2nd in pass defense, and were 4th overall. Pagac was among 5 finalists for the Frank Broyles Award as the NCAA's top assistant in '98.

In '97, Ohio State allowed 170 points to rank 2nd in the nation in scoring defense. That season the Buckeyes also ranked 2nd in the nation in pass defense. In 1996, Ohio State was 1st in the country in pass defense and ranked 2nd in scoring defense, allowing just 131 points, which was the fewest surrendered by Ohio State since 1979.

Prior to being named defensive coordinator in 1996, Pagac tutored Ohio State's LBs for 14 seasons (1982-95). He began his coaching career as a graduate assistant under the legendary Woody Hayes in 1978 before joining the staff on a full-time basis under Earle Bruce in 1982.

Pagac entered the NFL as a TE with Chicago in 1974 as a rookie free agent, where he was honored with the club's prestigious Brian Piccolo Award. Pagac also played 13 games for Tampa Bay in their 1976 inaugural season.

Pagac was a 3-year starter at TE for Ohio State from 1971-73. He was part of Buckeyes teams that compiled an impressive 25-6-2 record over his playing career, including a 19-3 mark in the Big Ten. During his senior season in '73, the Buckeyes posted a 10-0-1 record and finished 2nd in the final AP poll.

Pagac was born in Richeyville, PA. He and his wife, Bernie, have a daughter, Jennifer, and a son, Fred, Jr., who played LB at Ohio State and with the Frankfurt Galaxy.

PAGAC'S BACKGROUND

Player	
1970-73 Ohio State // TE
1974 Chicago Bears // TE
1976 Tampa Bay Buccaneers // TE
Coach	
1978-2000 Ohio State
2001-03 Oakland Raiders
2004-05 Kansas City Chiefs
2006- Minnesota Vikings



DIRON REYNOLDS

ASSISTANT DEFENSIVE LINE

COACHING EXPERIENCE: 17TH SEASON

NFL EXPERIENCE: 11TH SEASON

VIKINGS EXPERIENCE: 5TH SEASON

Diron Reynolds returns in 2013 for his 5th season working with the Vikings defensive line, a unit that has displayed consistent talent and improved depth in recent seasons.

The 2012 Vikings held opponents to 64 fewer offensive points than in 2011 and jumped to the 16th-ranked total defense in the NFL, a 5-spot jump from 2011. The Vikings held opponents to 14 points or less in 6 wins and helped the club win the 4 final games of the season to earn a Wild Card playoff berth.

Perennial Pro Bowler DE Jared Allen led the Vikings with 12 sacks while the LDE tandem of Brian Robison notched 8.5 and Everson Griffen had 8.0. Griffen showed his big-play ability with a 29-yard INT return TD at St. Louis (12/16) and had a career-best 3.0 sacks in the regular season finale vs. Green Bay (12/30). Robison notched his career-best 3.5 sacks vs. Arizona (10/21) and had a career-best 8 passes defended on the season.

2011 was a record-setting year for the Vikings defensive front. All-Pro Jared Allen amassed 22.0 sacks, a new Vikings single season record and just a half-sack shy of tying the NFL record of 22.5. Brian Robison fared well in his first season as a starter on the defensive line, tallying 8.0 sacks and 3 forced fumbles. In all, the Vikings totaled 50.0 sacks in 2011, tied for the most in the NFL and the 3rd most in Vikings history. The Vikings ranked 11th in rushing yards allowed in 2011 and had 119 negative plays, tied for 2nd best in the NFL in 2011. The defense got its hands on the football often in 2011, recovering 15 fumbles, good for the most in the NFL.

Over the past few seasons the strength of the Vikings defense has been stopping the run, 2010 was no different as they held opponents to 102.2 rushing yards per game, ranking 9th in the NFL. The Vikings finished 8th in total defense, the 3rd year in a row that they finished in the NFL's top 10 after finishing 6th in both 2008 and 2009. It marked the first time since 1992-94 that the Vikings ranked in the NFL's top 10 in total defense for three-straight seasons.

In 2009, the Vikings led the NFL with 48.0 sacks and had breakout performances by several players. Along with perennial All-Pro performers Jared Allen and Kevin Williams, the team got a career-best performance from DE Ray Edwards and DT Jimmy Kennedy excelled in his role providing depth to the interior line. Edwards had a career-high 8.5 sacks in the regular season and tied a Vikings playoff record with 3.0 sacks vs. Dallas in the NFC Divisional Playoff win. The Vikings defense set a new team playoff record with 6.0 sacks against the Cowboys. Kennedy matched his career-high with 3.0 sacks in the regular season and added another in the playoffs.

Prior to joining the Vikings, Reynolds was the defensive line coach for the Miami Dolphins during the 2007 season. While with Miami, Reynolds' line created a pass rush that helped the Dolphins rank 4th in the league in passing yards allowed. Dolphin's DE Jason Taylor recorded his 6th double-digit sack season (11.0) and 6th trip to the Pro Bowl.

Reynolds spent 5 seasons (2002-2006) working as a defensive quality control coach for the Indianapolis Colts under current Vikings head coach Leslie Frazier (2005-2006) and former Vikings assistant Tony Dungy. During his time in Indy the team compiled a 60-20 record, captured the AFC South crown 4 out of his 5 seasons and won the Lombardi Trophy by defeating Chicago in Super Bowl XLI for the team's 1st title since 1970. The Colts defense twice ranked 2nd in the NFL in passing yards allowed (2002 and 2006).

Before moving to the NFL, Reynolds spent 5 seasons working in the collegiate ranks. He spent the 2001 season tutoring DTs at Indiana University following a 4-year stint with his alma mater Wake Forest (1997-2000).

In 2001, the Hoosiers saw significant improvement on the defensive side of the ball. The 2001 team improved by 2 wins and cut the number of games allowing 30+ points by more than half, from 9 in 2000 to just 4 in 2001.

Reynolds got his 1st taste of coaching on a major stage when he joined his alma mater as a graduate assistant for the 1997 and 1998 seasons. In 1997, the Demon Deacons set a school record for rushing yards allowed per game with just 96.1. The Deacons earned their 1st bowl berth since 1992, defeating Arizona State in the Aloha Bowl.

Before returning to Wake Forest, Reynolds spent 2 years coaching football, basketball, and track at Brooklyn-Cayce High School in South Carolina.

As a collegian, Reynolds played LB and was a key contributor on special teams for Wake Forest from 1990-1993. Reynolds was a member of the Deacons' 1992 campaign as they advanced, and won, their 1st bowl game (Independence Bowl) since the 1979 season and finished the season ranked in both the AP and Coaches Top 25 polls for the 1st time since 1979.

Reynolds grew up in Aiken, S.C., and earned his bachelor's degree in communications from Wake Forest along with a Master's in liberal studies. His brother Jamal played DE for the Green Bay Packers, where he was a 1st-round draft pick, and brother Rashad played LB at Rice. His father, William, was a DE at South Carolina State. He resides with his family in Eden Prairie.

REYNOLDS' BACKGROUND

Player

1989-93..... Wake Forest // LB

Coach

1994-95..... Brooklyn-Cace (SC) High School

1997-2000..... Wake Forest

2001..... Indiana

2002-06..... Indianapolis Colts

2007..... Miami Dolphins

2009-..... Minnesota Vikings



JAMES SAXON

RUNNING BACKS

COACHING EXPERIENCE: 17TH SEASON

NFL EXPERIENCE: 21ST SEASON (13 COACHING/8 PLAYING)

VIKINGS EXPERIENCE: 3RD SEASON

James Saxon is in his 3rd season coaching the Vikings RBs in 2013, looking to build off a 2012 season when Adrian Peterson re-wrote the NFL and Vikings record books en route to Associated Press NFL MVP honors. Peterson is only the 3rd Vikings player to garner the MVP, joining DT Alan Page in 1971 and Fran Tarkenton in 1975

Peterson's remarkable 2012 season seemed unlikely when he suffered a severe knee injury to end the 2011 season at Washington (12/24/11). His comeback from the injury was as inspirational as it was groundbreaking. Peterson returned to the field for the season opener vs. Jacksonville (9/9) and ran for 2 TDs. Peterson ended the season with the 2nd-best rushing season in NFL history with 2,097 yards to garner NFL Offensive Player of the Year along with MVP honors. He matched his own team record with 10 games of 100+ yards and set a new NFL record for most rushing yards in a month when he went for 861 in December. He tied a pair of NFL records with 7 runs of 50+ yards , matching Barry Sanders in 1997 and had 7 games of 150+ yards , matching Earl Campbell's mark from 1980. Peterson had a pair of 200-yard games to set a career record and recorded a career-long with an 82-yard run.

Peterson's record-setting season benefitted from the free agency addition of FB Jerome Felton, who enjoyed a career year by earning AP 2nd-Team All-Pro honors and a Pro Bowl berth for the 1st time in his 5-year career.

A former NFL RB himself, Saxon joined the Vikings in 2011 after spending time with the Buffalo Bills, Kansas City Chiefs and most recently the Miami Dolphins. Saxon has guided RBs to 9 Pro Bowls during his 13 seasons coaching the position and has had a RB break the 1,000-yard mark 7 times.

The Vikings running game continued to be one of the best in the NFL in 2011, as the team rushed for 2,318 yards, good for 4th in the League. Leading the team in rushing for a 5th-consecutive season was running back Adrian Peterson with 970 yards. Peterson set a team record for most rushing touchdowns in a career with 64, passing Chuck Foreman (52). He also scored at least 1 rushing touchdown in 6 straight games in 2011, a streak that is tied for second longest in team history. When Peterson was forced out of play by injuries, second-year running back Toby Gerhart filled in admirably, rushing for a career-high 531 yards and a touchdown on the season. He tied a franchise record when he recorded 2 receiving touchdowns in Week 15 vs. New Orleans. The following week in Washington, Gerhart scored his 1st rushing TD from 5 yards out.

While in Miami for the 3 seasons prior to joining the Vikings, Saxon tutored Pro Bowlers Ronnie Brown and Ricky Williams. In 2009, the Dolphins had the NFL's 4th ranked rushing attack with 139.4 yards per game. Williams and Brown added a wrinkle into the Dolphins offensive game plan by using the Wildcat formation as a change-of-pace. Williams posted 1,121 yard rushing to lead the team in 2009.

In Kansas City, Saxon found tremendous success with 3 of the franchises top backs. During Saxon's 7 years in KC he helped 3 players (Priest Holmes, Tony Richardson and Larry Johnson) to 7 total Pro Bowls. Holmes and Johnson combined to break the 1,000-yard mark 5 times during his tenure. Holmes and Johnson are ranked #1 and #2 in Chiefs career yardage at 6,070 and 6,015 yards respectively and the duo have the top 4 single-season rushing yardage totals in franchise history- led by Johnson's team-record 1,789 yards in 2006. Holmes holds the team mark for single-season TDs with 27 in 2003 and career TDs with 83 (76 rushing, 7 receiving). His 27 TDs set an NFL record at the time, which has since been topped. Holmes played his entire career, 2001-07, under Saxon with the Chiefs. Johnson set the franchise record for 100-yard rushing days with 30, edging Holmes' 24.

Saxon entered the NFL in 2000 and was a running backs coach with the Buffalo Bills. Saxon spent time with Menlo College (1999) and Rutgers University (1997-98) before making the leap to the NFL.

Saxon entered the NFL in 1988 as a 6th round draft choice by the Kansas City Chiefs. Saxon would suit up for the Chiefs (1988-91), Miami Dolphins (1992-94) and the Philadelphia Eagles (1995) during his 8-year playing career. The South Carolina native played in 111 career games and rushed for 533 yards with 5 touchdowns on 145 attempts. Saxon added 69 receptions for 515 yards during his career.

Saxon began his collegiate career at American River Junior College in California (1984-85). He would go on to spend the final two seasons at San Jose State (1986-87) where he compiled 609 rushing yards adding 9 TDs on 118 carries. He also collected 78 receptions for 732 yards and 4 TDs. While with the Spartans for 2 seasons Saxon also managed to throw 4 TD passes.

He attended Battery Creek High School in Burton, South Carolina. Saxon is married to his wife Shannon and their son, Devin, played football at Harvard.

SAXON'S BACKGROUND

Player

- 1984-85 American River JC // RB
- 1986-87 San Jose State // RB
- 1988-91 Kansas City Chiefs // RB
- 1992-94 Miami Dolphins // RB
- 1995 Philadelphia Eagles // RB

Coach


- 1997-98 Rutgers University
- 1999 Menlo College
- 2000 Buffalo Bills
- 2001-07 Kansas City Chiefs
- 2008-10 Miami Dolphins
- 2011- Minnesota Vikings

MILLENNIUM MEN

James Saxon has mentored RBs that have posted 7 seasons with 1,000+ yards on the ground in his 13 NFL seasons.

Player, Season	Yards	TDs
Priest Holmes, 2001.....	1,555	8
Priest Holmes, 2002.....	1,615	21
Priest Holmes, 2003.....	1,420	27
Larry Johnson, 2005.....	1,750	20
Larry Johnson, 2006.....	1,789	17
Ricky Williams, 2009.....	1,121	11
Adrian Peterson, 2012.....	2,097	12

KICKOFF EXECUTIVES STAFF COACHES PLAYERS ROOKIES 2012 SEASON RECORDS PLAYOFF RECORDS HISTORY EXTRA POINTS



RYAN SILVERFIELD

ASSISTANT OFFENSIVE LINE

COACHING EXPERIENCE: 15TH SEASON

NFL EXPERIENCE: 6TH SEASON

VIKINGS EXPERIENCE: 6TH SEASON

Ryan Silverfield returns for his 6th season with the Vikings in 2013 and will assist with the offensive line for the 3rd season as the unit continues to grow into one of the NFL's top units.

The 2012 Vikings followed the path paved by the powerful group up front to a record-breaking performance that set the tempo for a 10-6 team and Wild Card playoff berth. The Vikings offensive line featured only 2 starters returning in the same positions from 2011- C John Sullivan and RT Phil Loadholt- but came together quickly with new starters RG Brandon Fusco (2nd year) and LT Matt Kalil (rookie) and LG Charlie Johnson, who transitioned from LT to LG. The front made its mark on the NFL and team record book as Adrian Peterson ran for 2,097 yards, the 2nd-best performance in NFL history, including 10 games with 100+ yards, 2 games of 200+ and averaged 6.0 yards per carry to rank among the all-time NFL leaders.

As a team, the Vikings matched the club record with 2,634 yards rushing, averaging 164.6 yards per game. While fielding a run-first attack, the Vikings offense saw 2nd-year QB Christian Ponder continue to develop, throwing 18 TDs against 12 INTs, post an 81.2 passer rating, 62.1 completion mark and was sacked only 32 times after being sacked 30 times in 11 games in 2011. The Vikings offensive line in 2012 featured Sullivan earning All-Pro honors on the PFW/PFWA 1st Team and Kalil garnering All-Rookie honors from Pro Football Weekly and earning a Pro Bowl berth.

In 2011, Silverfield moved over to the offensive side of the ball with the Vikings coaching staff to assist Jeff Davidson with the offensive line. He assisted the offensive line in helping the Vikings offense rush for 2,318 yards over the course of the season, ranking 4th in the NFL. The offensive line also helped WR Percy Harvin set the Vikings all-time record for rushing yards in a season by a WR with 345 and career rushing yards with 587. The line was hampered by injuries throughout the season with only OTs Loadholt and Johnson starting all 16 games up front.

Silverfield spent his first season with the Vikings focused on offensive quality control before assisting the defensive line in 2009 and 2010. During his 2 seasons with the Vikings defensive front the unit ranked in the NFL's top 10 both seasons and landed 2 players- DE Jared Allen and DT Kevin Williams on the

Pro Bowl squad. The 2009 Vikings defensive unit led the NFL with 48.0 sacks.

Prior to joining the Vikings, Silverfield spent 2 seasons at the University of Central Florida where he worked under former Vikings defensive coordinator George O'Leary. In Silverfield's 2nd season at UCF in 2007, the Knights closed the regular season with a 7-game winning streak en route to winning the Conference USA crown, the 1st conference championship in school history.

In 2005, Silverfield served as the quarterbacks coach at Jacksonville University. Before working on the JU Dolphins staff and at the age of 23, he was the head coach at Memorial Day H.S. in Savannah, GA. That opportunity followed 4 seasons as an assistant coach at his alma mater, Hampden-Sydney College in Virginia, where he began as an offensive assistant in 2000. At the age of 20, he became the DL coach, making him one of the younger position coaches in all of college football. He held that position for 2 seasons before moving to TE and H-backs in 2003, a season in which the Tigers went 9-1 and had the #1-ranked scoring offense in the country, averaging over 47.0 points per game.

Silverfield's coaching career began as an assistant at The Bolles School in Jacksonville in 1999. During his playing days, Silverfield helped Bolles win 2 state championships and earn the title of the #1-ranked high school team in the country by USA Today. As a senior, Silverfield was a 1st-Team All-First Coast selection after leading his team to the Florida Class 3A state title.

Silverfield graduated Cum Laude with a bachelor's degree in economics from Hampden-Sydney. He and his wife, Mariana, reside in Shakopee.

SILVERFIELD'S BACKGROUND

Coach

1999	Bolles HS
2000-03.....	Hampden-Sydney
2004	Memorial Day HS
2005	Jacksonville University
2006-07	Central Florida
2008-	Minnesota Vikings

HOW THE VIKINGS GOT THEIR NAME

From the 1961 Minnesota Vikings Radio, TV and Press Guide

When Bert Rose was selected as General Manager, one of the first steps he took was to recommend to the Board of Directors that the club be nicknamed the "Vikings."

A nickname should serve a dual purpose, he said. First, it should represent an aggressive person or animal imbued with the will to win. Secondly, if possible, it is desirable to have it connote the region that the particular team represents.

The "Vikings" scores well on both points. Certainly, the Nordic Vikings were a fearless race. Following many years of victories in the British Isles and France, under Erik the Red, they sailed in open boats across the North Atlantic seeking new peoples to conquer. Their entire history is punctuated with the aggressive desire and will to win.

While Minnesota is populated by the descendants of settlers from many nations, the area has a rich Nordic lore, perhaps due to the mythology of Paul Bunyan and his Blue Ox, perhaps due to the preponderance of the "sons" and "sens" in the phone book. The Vikings, too, were Nordics; hence the name represents in a large part the solid stock of people who call Minnesota their home.





MIKE SINGLETARY

ASSISTANT HEAD COACH/LINEBACKERS

COACHING EXPERIENCE: 11TH SEASON

NFL EXPERIENCE: 23RD SEASON (11 COACHING/12 PLAYING)

VIKINGS EXPERIENCE: 3RD SEASON

When Mike Singletary and Leslie Frazier were rookie defenders for the Chicago Bears in 1981 neither could have thought their paths would eventually lead to working together on the coaching staff of the Minnesota Vikings 30 years later. But, fate and football are funny that way. The young Bears became roommates and friends in the early 1980s and are reunited now coaching an old Central Division rival. Singletary returns in 2013 to share Vikings LB coaching duties with veteran LBs coach Fred Pagac and serves the team as Assistant Head Coach.

In Singletary's 2nd season with the Vikings in 2012 he shared LB coaching duties with veteran Vikings staff member Fred Pagac. The Vikings defense clamped down on opponents in the crucial final month of the season when the team went 4-0 to finish 10-6 and earn an NFC Wild Card playoff berth. The unit was led by 2nd-time Pro Bowler Chad Greenway, who notched a career-high 191 tackles to lead the team for the 5th straight season and the LBs combined for 6.0 sacks, 4 forced fumbles, 2 fumble recoveries and an INT. The Vikings LBs started the same core of Greenway, MLB Jasper Brinkley and OLB Erin Henderson throughout the season with only Henderson missing 2 games during the season. Brinkley rebounded from missing 2011 on injured reserve to start 15 games, rank 2nd on the team with 117 tackles and tied for 2nd on the club with 3 FFs.

During his 1st season with the Vikings in 2011, Singletary oversaw a crew that was led by Greenway as the 6th-year pro had a career season. Greenway earned his 1st Pro Bowl berth and set a then-career-high with 174 tackles. Greenway notched his career-best with 22 tackles in a game vs. Oakland, the 2nd-most single-game tackles in Vikings history.

Singletary prepared Erin Henderson to start at OLB alongside his older brother, E.J., in 2011 as the younger Henderson entered his 1st season as a regular starter.

Singletary understands the role Frazier is in better than most as both men started their head coaching careers on a difficult interim basis. Singletary replaced former boss Mike Nolan after 7 games during the 2008 season and led the 49ers to a 5-2 finish in the final 7 games of the season after going 0-2 to start his tenure. He was named 49ers Head Coach moving forward and led the club to an 8-8 mark in 2009, the best record since 2002. Singletary led the team for the opening 15 games of 2010 before ownership relieved him of his duties.

The 2010 49ers showcased a tough defense, ranking #13 in total defense, #6 against the run and were #7 in the NFL at forcing opposing offenses to go 3-and-out. The club dropped 4 games in the opening half of the season by a combined 11 points and rallied to a 5-5 mark in Singletary's final 10 games on the job, including a win over Denver in the NFL's International Series game played in London.

Singletary got his first taste of NFL coaching working with the inside LBs for Baltimore in 2003-04 before going with Nolan to serve as Assistant Head Coach/LBs coach for the 49ers

in 2005. From 2006-08, Singletary served as Assistant Head Coach/Defense.

During his tenure in Baltimore, Singletary worked with future Hall of Famer Ray Lewis as he earned NFL Defensive Player of the Year honors in 2003. The duo shared that unique bond as Singletary had been Defensive Player of the Year in 1985 and 1988.

Singletary's focus on defense helped the Ravens rank #3 and #6 in total defense during his two seasons respectively. When he went to San Francisco with head coach Mike Nolan, the squad's defensive talent was depleted and ranked #32 in the NFL in total defense for the 2005 season. In the next 5 seasons the 49ers would climb to back-to-back #6 finishes against the run in 2009 and '10, ranking #15 and #13 in total defense respectively.

Singletary helped 49ers rookie LB Patrick Willis earn AP Defensive Rookie of the Year honors in 2007 and earn Pro Bowl honors in his opening 3 seasons, 2007-09.

Singletary's legend as a player is well chronicled over his 12-year career with the Bears. His 10 consecutive Pro Bowls stands as a franchise record and he earned 1st-Team All-Pro honors 8 times. He ranked #1 or #2 on the team in tackles in each of his final 11 seasons with the team and was inducted into the Pro Football Hall of Fame in 1998, 3 years after he earned College Football Hall of Fame honors. During his career with Chicago, Singletary was part of 6 NFC Central Division title teams and made the playoffs 7 times, including playing in 3 NFC Championship games. From 1984-88 the Bears won 5 straight Division crowns, won Super Bowl XX, played in 3 NFC title games and amassed a 62-17 regular season record.

A man of deep faith, Singletary finds motivation and meaning from the scriptures he studies daily. Singletary and wife, Kim, have seven children, two sons-in-law and one grandchild.

SINGLETARY'S BACKGROUND

Player

1977-80 Baylor // LB

1981-92 Chicago Bears // LB

Coach


2003-04 Baltimore Ravens

2005-10 San Francisco 49ers*

2011- Minnesota Vikings

*Interim Head Coach final 9 games of 2008. Head Coach 2009 and opening 15 games of 2010.

KICKOFF
EXECUTIVES
STAFF
COACHES
PLAYERS
ROOKIES
2012 SEASON
RECORDS
PLAYOFF RECORDS
HISTORY
EXTRA POINTS



KEVIN STEFANSKI

ASSISTANT QUARTERBACKS

COACHING EXPERIENCE: 9TH SEASON

NFL EXPERIENCE: 8TH SEASON

VIKINGS EXPERIENCE: 8TH SEASON

Kevin Stefanski begins his 5th season working with the QBs and offensive coaching staff in 2013 and enters his 8th season overall with the Vikings.

The Vikings 2012 season exceeded outside expectations by going 10-6 and earning a berth in the playoffs as a Wild Card. The team continued to develop throughout the season and QB Christian Ponder grew as a signal caller as the season went on. Ponder's improved play in the final month of the season was a key element of the Vikings going 4-0 down the stretch to earn a playoff spot. Ponder's career-best game came vs. Green Bay (12/30) in the regular season finale in a must-win situation to make the postseason. He set a career-best with a 120.2 passer rating and tied his career-high with 3 TD tosses. Ponder did not throw an INT in the final 3 games and had 8 games during the season without throwing a pick. He notched a completion percentage of 70.0%+ in 5 games and had 4 games with a passer rating of 100+. Ponder became the 7th Vikings QB to win 10 games as the starter.

The 2010 campaign was challenging to the Vikings as injuries derailed any consistency the team could build. The team started 3 different QBs, including rookie Joe Webb for the final 2 games of the regular season on the road. The team started Brett Favre for the opening 12 games of his 20th NFL season before injuries severely limited him to 1 more start in the final 4 games. Veteran backup Tarvaris Jackson started 1 game against the NY Giants but suffered a season-ending injury in that contest. Webb relieved Favre in the 1st half of the Monday Night Football game vs. Chicago (12/20) and started the final 2 outings, engineering an upset win over NFC East champion Philadelphia on the road. Webb became only the 2nd QB in team history to win his 1st start as a rookie and ran for TDs in consecutive weeks against Chicago and at Philadelphia.

In 2009, Stefanski had a hands-on role in one of the most successful offensive seasons in Vikings history. The team improved dramatically in the passing game and developed new playmakers in prominent roles. Stefanski and the offensive staff helped veteran free agent QB Brett Favre mesh with the offense despite reporting to the team in mid-August.

Stefanski spent 2006-08 working directly with Head Coach

Brad Childress on administrative duties and special projects. Stefanski became acquainted with Childress during Philadelphia Eagles training camp in 2005 while working with the team's operations department.

Stefanski spent the 2005 season at his alma mater, the University of Pennsylvania, as Assistant Director of Football Operations. He coordinated all aspects of the Quakers' day-to-day operations of the football team.

Before stepping off the field and into the administration of the team, Stefanski was a standout defensive back at Penn. A team captain as a senior in 2004, Stefanski was part of one of the most successful stretches in the history of the Quaker football program. The team won Ivy League titles in 2000, 2002 and 2003 and the squad went undefeated in league play during 2002 and 2003.

Twice honored as an Honorable Mention All-Ivy choice in 2002 and 2004, Stefanski ranked 3rd on the team in tackles as a senior. He was named Penn's Defensive Rookie of the Year as a freshman in 2000 when he had a career-high 4 interceptions. During Stefanski's tenure, the squad posted a 42-7 overall record and a 32-3 mark in Ivy play. As a senior, the team went 10-0 to become the 1st undefeated Penn team in a decade.

Stefanski holds a bachelor's degree in communications from Pennsylvania and attended St. Joseph's Prep in Philadelphia. The Stefanski family has made a name in athletics as Kevin's father, Ed, was a standout in basketball at Penn and has held executive positions with the NBA's New Jersey Nets, Philadelphia 76ers and Toronto Raptors.

Stefanski and wife, Michelle, reside in Edina with their sons, Will and Gabe.

STEFANSKI'S BACKGROUND

Player

2000-04 Pennsylvania // DB

Coaching/Administration

2005 Pennsylvania

2006-.....Minnesota Vikings

VIKINGS WERE VISIONARY IN VISION PROTECTION

Long-time Vikings Equipment Manager Dennis Ryan has seen his fair share of changes in the NFL over his 37 years working with the team. He has also been on the cutting edge of some changes that have become commonplace in modern football. If necessity is the mother of invention, Ryan fathered his own invention to help former Vikings defensive lineman Mark Mullaney.

After suffering a poke to the eye in a 1984 game, Mullaney and Ryan came up with a solution to allow him back on the field and to play with confidence. Ryan formed a piece of plexiglass to fit into Mullaney's face mask and thus started a trend that would carry on to this day- the visor. Future Vikings would make the look standard, most famously future Hall of Famer Randall McDaniel.



KICKOFF
EXECUTIVES
STAFF
COACHES
PLAYERS
ROOKIES
2012 SEASON
RECORDS
PLAYOFF RECORDS
HISTORY
EXTRA POINTS



GEORGE STEWART

WIDE RECEIVERS

COACHING EXPERIENCE: 31ST SEASON

NFL EXPERIENCE: 26TH SEASON (25 COACHING/1 PLAYING)

VIKINGS EXPERIENCE: 7TH SEASON

George Stewart enters his 7th season on the Vikings staff in 2013 and his 25th season of NFL coaching.

The Vikings WR corps benefits from Stewart's decades of experience and ability to put players in the best situations to succeed.

The 2012 squad was forced to groom new talent to contribute to the passing game after leading receiver Percy Harvin was sidelined for the final 7 games. Stewart prepared rookie Jarvis Wright to step into action in Harvin's absence and catch 22 passes in the final 7 games with a pair of TDs and reel in the longest Vikings pass plays of the season- a 65-yarder vs. Green Bay (12/30) and a 54-yard grab vs. Detroit (11/11) on his 1st career reception. Sawy veteran Michael Jenkins ranked 3rd on the team with 40 catches and had a pair of TDs.

Over the years, Stewart has been a part of successful programs, highlighted by 8 playoff appearances in the past 15 seasons and 3 NFC Championship games with San Francisco in 1997, Atlanta in 2004 and Minnesota in 2009. Recently, Stewart helped win 4 Division titles in the past 10 seasons - consecutive NFC North titles with Minnesota in 2008 and 2009, winning the NFC South with Atlanta in 2004 and an NFC West title in 2002 with San Francisco.

During his Vikings tenure, Stewart has coached Harvin to 2009 Rookie of the Year honors and Sidney Rice to a Pro Bowl berth in 2009. The 2011 season saw Harvin's production increase even more, as he set career-highs in receptions with 87 and receiving yards with 967. He also tied his career-high for receiving TDs with 6. His 87 receptions ranked 6th in the NFL. Harvin also set team-records for most rushing yards in a season by a WR with 345 and most career rushing yards by a WR with 587.

The 2009 Vikings became only the 2nd team in NFL history to have 6 players catch 40+ passes in a season. Rice enjoyed a breakout season and Harvin established himself as multi-talented offensive threat. Rice's 1,312 yards ranked 2nd in the NFC in 2009 and he became only the 4th Vikings WR in team history to eclipse the 1,300-yard mark. Rice's 201 yards vs. Detroit ranks as the 4th-best single-game mark in Vikings history.

Stewart was able to get Harvin acclimated to the pro game and spurred him to NFL Offensive Rookie of the Year and Diet Pepsi Rookie of the Year. Harvin tied for the NFL rookie lead in receptions and yards. Harvin excelled on offense and special teams, earning a Pro Bowl berth as a return man and setting a new Vikings record with 2,081 total net yards. His 60 catches ranked 2nd only to Randy Moss' 1998 debut season when he had 69 receptions in Vikings history for rookie catches.

In 2008, the Vikings WRs contributed to much of the success of an improved passing attack. The Vikings led the NFL with 13 TDs through the air of 20+ yards. Berrian had a career year, setting highs in yards with 964 and TDs with 7.

Throughout Stewart's coaching career, he has been fortunate to learn from some of the game's all-time greats, beginning both his playing and early coaching careers under college legend Lou Holtz. Stewart went on to work in the NFL side-by-side with Chuck Noll, Sam Wyche, George Seifert and Dan Reeves, all men who led teams to the Super Bowl.

During Stewart's tenure in Atlanta, the team won the NFC South title in 2004 and advanced to the NFC Championship game against Philadelphia.

Prior to joining Atlanta, Stewart was an integral part of the San Francisco 49ers' success from 1996-2002, as the team advanced to the playoffs 5 times in those 7 seasons. In 1997, the 49ers won the NFC West with a 13-3 mark and eventually lost to Green Bay in the NFC Championship game. Stewart tutored

Terrell Owens, J.J. Stokes and Tai Streets, with Owens making Pro Bowls and All-Pro in 3 straight seasons from 2000-02. Owens had 17 games over the 100-yard receiving mark and 5 games with 150+ yards. He broke a 50-year-old NFL record when he caught 20 passes for 283 yards against the Bears in 2000 en route to his career-best day.

Stewart's 1st taste of NFL coaching came in Pittsburgh from 1989-91, where he coached special teams on Noll's staff. In his debut season in 1989, he helped Rod Woodson to a Pro Bowl as a return man. Following Pittsburgh, Stewart went on to spend 4 years coaching Tampa Bay special teams, where he helped K Mike Husted earn All-Rookie honors in 1993.

Before making the move to the NFL, Stewart spent several years in the college ranks, making his final stop as the Notre Dame LBs coach from 1986-88. Under Holtz's tutelage, the Irish steadily improved from the coach's opening season in '86 to become national champions in 1988, a year in which the team finished 12-0 and defeated West Virginia in the Fiesta Bowl.

Stewart and Holtz began working together in 1983, when Stewart got his start in coaching as an Arkansas graduate assistant, working with the Razorbacks' TEs. When Holtz moved from Arkansas to Minnesota as the Golden Gophers head coach in 1984, Stewart accompanied him as the offensive line coach, his 1st exposure to the state where he would return in 2007. In 2 short seasons, Holtz and his staff quickly turned the Gophers program around, finishing 7-5 in 1985 and winning the Independence Bowl over Clemson, the 1st bowl victory for the Gophers since the 1962 Rose Bowl.

Stewart was a standout guard for the Razorbacks from 1977-80 and helped the squad share the 1979 Southwest Conference title. The team played in 4 straight bowl games during Stewart's playing tenure as Arkansas returned to national prominence under Holtz. Stewart was an All-SWC honoree as a junior in 1979, served as a team captain in 1980 and earned a spot on the Arkansas Team of the Decade for the 1970s. He signed with the Kansas City Chiefs in 1981 but spent the season on injured reserve.

Stewart has a bachelor's degree in education from Arkansas and is a native of Little Rock, AR, where he graduated from Parkview High School in 1977.

STEWART'S BACKGROUND


Player

1977-80 University of Arkansas // G
1981 Kansas City Chiefs // G

Coach

1983 Arkansas
1984-85 Minnesota
1986-88 Notre Dame
1989-91 Pittsburgh Steelers
1992-95 Tampa Bay Buccaneers
1996-02 San Francisco 49ers
2003-06 Atlanta Falcons
2007- Minnesota Vikings

KICKOFF
EXECUTIVES
STAFF
COACHES
PLAYERS
ROOKIES
2012 SEASON
RECORDS
PLAYOFF RECORDS
HISTORY
EXTRA POINTS



JOE WOODS

DEFENSIVE BACKS

COACHING EXPERIENCE: 22ND SEASON

NFL EXPERIENCE: 10TH SEASON

VIKINGS EXPERIENCE: 8TH SEASON

Joe Woods enters his 8th season with the Vikings and 10th coaching in the NFL in 2013. The Vikings secondary improved by leaps and bounds in 2012 with the benefit of a healthy core group and infusion of young talent.

The 2012 Vikings defense raised its game down the stretch as the team won the final 4 games to finish 10-6 and earn a Wild Card playoff berth.

The Vikings DBs were led by veteran CB Antoine Winfield and rookie S Harrison Smith who tied for the team lead with 3 INTs each with Smith returning a pair of the picks for scores to tie the Vikings rookie record. Smith ranked 2nd on the team with 129 tackles and Winfield tied his career-best and Vikings CB-record with 110 stops. Smith earned All-Rookie honors and was joined by fellow rookie CB Josh Robinson who started 6 games during the year. Smith was the 1st Vikings DB to earn All-Rookie since Orlando Thomas in 1995.

The 2011 season tested the depth of the Vikings secondary, as injuries contributed to 11 different DBs starting throughout the year as Woods was forced with shuffling the lineup frequently. Third-year safety Jamarca Sanford finished with 2 INTs in a Week 5 win vs. Arizona, which tied him for 2nd in the NFL for most in a game by a safety in 2011. Sanford led Vikings DBs and finished 3rd on the team with 118 total tackles.

Leading the charge in 2010 for Woods' DBs was 3-time Pro Bowler Winfield. The 12-year veteran was selected to his 3rd consecutive Pro Bowl after setting the Vikings record for tackles by a cornerback with 110, which was good for 3rd on the team behind linebackers Chad Greenway and E.J. Henderson. The Vikings DBs accounted for 9 interceptions, 2 fumble recoveries and 2 forced fumbles. The Vikings defense also limited big plays, allowing just 49 plays of 20+ yards which was 4th best in the NFL.

The Vikings toughness in the back end has been a contributing factor in the team building a reputation as one of the most opportunistic defenses in the NFL. The Vikings ranked #6 in total defense in 2009, the 2nd straight year achieving the mark. The back-to-back top 10 defensive rankings were the 1st time by a Vikings defense since 1993-94. The defense played a key part in the Vikings back-to-back NFC North titles and winning the most games (22) in the NFC over the 2008-09 seasons.

In 2009, the Vikings DBs had their depth tested when Winfield was sidelined by injury for 6 games and starting SS Tyrell Johnson missed a game. Sapp and Karl Paymah filled in for Winfield and the team went 4-2 without the emotional leader of the backfield. A pair of rookies, Allen and Sanford, started games at nickel back and in place of Johnson respectively and showed their talents for the future. In a breakout season, Griffin led the team with 4 INTs.

Winfield was honored in 2008 with his 1st Pro Bowl berth as a 10-year veteran, joining Darren Sharper in the backfield as recent Vikings to be named to the NFC all-star team. Winfield's career year in 2008 highlighted a group that produced INTs by 7 different players.

The 2008 DBs had to battle injuries and overcome adversity in helping the Vikings rank #6 in the NFL in total defense, the highest finish since 1994. Despite the personnel shuffling, the Vikings DBs helped the total defense jump from #20 in 2007 to #6 in 2008. Each of the 6 top Vikings DBs intercepted passes in 2008 and showed their value in run support.

In 2007, all 4 regular starters in the Vikings secondary scored TDs, 3 by INT return and 1 on a fumble recovery. Woods led a defensive backfield that featured Sharper earning his 4th career Pro Bowl trip. The rock of the unit, Winfield, built on his

reputation as the best tackling CB in the NFL and scored on an INT-return in the season opener vs. Atlanta. Against the NY Giants, the Vikings set a team record as they returned 3 INTs for TDs, including a 93-yard return by Dwight Smith that ranks as the 4th-longest INT return in Vikings' history.

The Vikings ended the 2006 season ranked #8 in the NFL in total defense. The Vikings DBs had 3 players tie for the team lead with 4 INTs each- Smith, Sharper and Winfield. The trio also ranked 2nd, 4th and 5th on the team in tackles.

In 2006, Woods helped develop a trio of rookies- Griffin, S Greg Blue and CB Charles Gordon- who started a combined 10 games. Griffin earned NFC Defensive Player of the Week for his performance at Detroit (12/10/06), becoming the 5th Vikings CB to earn the award and only the 2nd since 1992.

In Tampa, Woods coached with 2006 Vikings defensive coordinator and current Pittsburgh Steelers head coach Mike Tomlin, fielding top-5 defenses in each of Woods' 2 seasons.

In 2005, Tampa Bay led the NFL in total defense, allowing 277.8 yards per game while CB Ronde Barber and LB Derrick Brooks earned Pro Bowl berths for the 2nd consecutive season. Barber set a Tampa Bay single-season record for most tackles by a CB with 120 and he led the team with 7 INTs. In 2004, Woods was part of a defensive staff that helped the Bucs finish 5th in the NFL in total defense and 1st in pass defense.

Prior to joining the Buccaneers, Woods was the DBs coach at Western Michigan for 3 seasons (2001-03) and spent 3 seasons (1998-2000) on the staff at Hofstra where the team made a pair of trips to the 1-AA playoff quarterfinals.

Woods spent a season at Kent State University (1997) as DBs coach prior to joining the staff at Hofstra. He also coached the DBs at Grand Valley State (1994-97), ILBs at Northwestern State University in the spring of 1994, and was a graduate assistant at Eastern Michigan (1993-94). Woods entered coaching in 1992 at Muskingum College.

Woods was a 4-year letterman at safety and a captain as a senior at Illinois State. He earned 1st-team All-Gateway honors in 1991 and earned a degree in criminal justice in 1992.

Woods was born in North Vandergriff, PA. He and his wife, Ellen, have daughters, Brianna and Danari and son, Geno.

WOODS' BACKGROUND

Player

1988-91 Illinois State // DB

Coach

1992 Muskingum College

1993 Eastern Michigan

1994 Northwestern State

1994-96 Grand Valley State

1997 Kent State


1998-2000 Hofstra

2001-03 Western Michigan

2004-05 Tampa Bay Buccaneers

2006- Minnesota Vikings

KICKOFF
EXECUTIVES
STAFF
COACHES
PLAYERS
ROOKIES
2012 SEASON
RECORDS
PLAYOFF RECORDS
HISTORY
EXTRA POINTS



JEFF HOWARD

ASSISTANT TO THE HEAD COACH

COACHING EXPERIENCE: 7TH SEASON

NFL EXPERIENCE: 1ST SEASON

VIKINGS EXPERIENCE: 1ST SEASON

Joining the Vikings and earning his first opportunity in the NFL in 2013, Jeff Howard brings a broad background of football experience to assist Leslie Frazier and his staff. Howard will assist the coaching staff with research projects, coordinating schedules and assisting in practice and game preparation.

Howard transitioned from his on-field playing days at Eastern New Mexico, where he earned All-American honors for his play and academics, to coaching at Odessa Permian HS in Odessa, TX. Howard was on staff from 2007-10 where he assisted the secondary and linebackers before becoming the defensive coordinator in 2009-10. Howard was on the Texas Tech staff from 2011-12 serving in the defensive quality control role in 2011 and coached the safety position in 2012.

Howard played LB for Eastern New Mexico from 2001-04 and was a 4-time Academic All-Lone Star Conference member. Howard earned 1st Team All-Lone Star Conference honors as a

LB in 2003-04 while capping his career by being named a 2004 AFCA Division II All American and graduating Cum Laude with degree in biology and chemistry. Howard had his jersey retired by Eastern New Mexico in 2006 and entered ENMU Hall of Honor in 2011.

Howard, his wife, Laci and daughter Tasha reside in Eden Prairie.

HOWARD'S BACKGROUND

Player

2001-04 Eastern New Mexico // LB

Coaching

2007-10 Odessa Permian (TX) High School

2011-12 Texas Tech

2013- Minnesota Vikings



TOM KANAVY

HEAD STRENGTH AND CONDITIONING

COACHING EXPERIENCE: 21ST SEASON

NFL EXPERIENCE: 19TH SEASON

VIKINGS EXPERIENCE: 8TH SEASON

Vikings Strength and Conditioning Coach Tom Kanavy enters his 8th season with the Vikings and his 19th NFL campaign in 2013. His track record of success in the NFL is proven with 6 Division titles since 2000 between the Vikings and Eagles and 8 playoff appearances from 2000-12.

Since joining the Vikings, Kanavy has overseen the strength and conditioning of 20 players who have earned 38 total Pro Bowl honors and 12 players take 20 All-Pro accolades. Kanavy and his staff work closely with the Vikings athletic trainers to help players rehabilitate injuries. In 2012, Adrian Peterson came back from a severe knee injury at the end of 2011 to start the season opener, run for the 2nd-highest yardage total in NFL history at 2,097 yards become only the 3rd Vikings player to earn Associated Press NFL MVP.

Kanavy joined the Vikings' staff in 2006 and among his first responsibilities was to transform the Vikings strength and conditioning facilities. The willingness of ownership to provide the tools to succeed has continued to allow for the maintenance of a qualified and experienced strength and conditioning staff, as well as the best in strength and conditioning technology, ranging from weight training and cardiovascular equipment, to the latest in kettlebell training, rope training and body composition measurement methodologies.

Kanavy oversees the planning and implementation of all aspects of the Vikings' program, which is tailored to each individual player in order to prevent injury, assist in recovery from injury, and to improve the speed, strength, power stamina, and flexibility of each player. A unique combination of free weights and machines, combined with metabolic and resisted conditioning, is used to address the training needs of the Vikings' veteran players, as well as the development of the younger players on the roster. Kanavy has enlisted the services of registered dietician Carrie Peterson from the University of Minnesota faculty, to help optimize team nutrition.

Kanavy came to Minnesota from the Philadelphia Eagles where he helped in the dramatic turnaround of the franchise while serving as assistant strength and conditioning coach.

Kanavy received a bachelor's degree in exercise and sport science from Penn State University in 1993 and earned his master's in sport management from Temple University in 1998.

Kanavy began his professional career working as a strength and conditioning intern, first with the Penn State Nittany Lions football program, and then with the University of Miami (FL) Hurricanes football program. He returned to his alma mater, Penn State, from 1993-95 as a strength and conditioning assistant. In 1994, in only their 2nd season as members of the Big Ten Conference, the squad notched a 12-0 season to win the Big Ten title and brought a Rose Bowl championship to Happy Valley after a 38-20 win over Oregon.

From Penn State, Kanavy joined the Eagles in head coach Ray Rhodes' debut in 1995. The new staff notched a 10-6 regular season, qualified for the playoffs in the first season and went 1-1 in post-season play. In 1999 the Eagles hired Andy Reid as head coach and from 2000-05 the team won 4 NFC East titles, qualified for the playoffs in 5 of 6 seasons and represented the NFC in Super Bowl XXXIX. Kanavy worked on the same staff with Vikings head coach Leslie Frazier, who was defensive backs coach in Philadelphia for 4 seasons (1999-2002).

A native of Archibald, PA, Kanavy and wife, Kim, reside in suburban Minneapolis with daughters, Caroline and Kristen.

KANAVY'S BACKGROUND

Coach

1993 University of Miami

1993-95 Penn State University

1995-2005 Philadelphia Eagles

2006- Minnesota Vikings



MARTIN STREIGHT

ASSISTANT STRENGTH & CONDITIONING
COACHING EXPERIENCE: 20TH SEASON
NFL EXPERIENCE: 16TH SEASON
VIKINGS EXPERIENCE: 8TH SEASON

The 2013 season marks Martin Streight's 8th with the Vikings and 16th in the NFL as he continues to assist in the development of the Vikings strength and conditioning program. Streight joined Vikings strength and conditioning coach Tom Kanavy in 2006 when the new staff revamped the Vikings facilities and program.

Prior to joining the Vikings, Streight was the head strength and conditioning coach for the Berlin Thunder in NFL Europe from 2004-05. During that time, the Thunder accumulated a 16-4 combined regular season record and made consecutive World Bowl appearances. In 2005, Berlin posted a 7-3 record and played in World Bowl XIII. The previous year, the Thunder finished 9-1 and were World Bowl XII champions. In 2003, Streight held the same position with the Scottish Claymores of NFL Europe.

From 1997-2002, Streight served as an assistant strength and conditioning coach for the Arizona Cardinals. The 1998 season saw the Cardinals make their 1st postseason appearance since the strike-shortened season in 1982, playing at the Metrodome against the Vikings in an NFC Divisional Playoff game.

Streight's NFL coaching career began in 1995-96, when he was a part-time strength and conditioning coach with Kanavy and the Philadelphia Eagles. During that time, Streight was also an assistant strength and conditioning coach and health fitness instructor at Princeton University.

Streight and Kanavy first worked together at Penn State

in 1994, when Streight served as a strength and conditioning intern for the Nittany Lions. That year, Penn State finished as Big Ten champions in only the team's 2nd year of league play and became the 1st team in Big Ten history to post a 12-0 record.


As an undergrad, Streight attended Indiana University (PA), earning his bachelor's degree in physical education and sport science. He also competed in track and field at Indiana, throwing the discus and shot put.

Streight was born in Trenton, NJ and attended McCorristin Catholic High School in Trenton.

STREIGHT'S BACKGROUND

Coach

1994 Penn State University
1995-96 Princeton University
1995-96 Philadelphia Eagles
1997-2002 Arizona Cardinals
2003 Scottish Claymores
2004-05 Berlin Thunder
2006- Minnesota Vikings



AARON MCLAURIN

ASSISTANT STRENGTH & CONDITIONING
COACHING EXPERIENCE: 6TH SEASON
NFL EXPERIENCE: 2ND SEASON
VIKINGS EXPERIENCE: 2ND SEASON

Aaron McLaurin joined the Vikings in 2012, making his NFL debut after working in college athletics for the past 4 years working with several sports at Michigan State and Colgate. He enters his 2nd season with the club in 2013.

McLaurin spent 2011 working with Colgate football and 14 other varsity teams with the Raiders. He worked at Michigan State from 2008-11 while earning his master's degree. During his MSU tenure, McLaurin worked with the football, basketball and hockey along with several other men's and women's Olympic sports. The Spartans won the 2010 Big Ten football title during McLaurin's tenure and were the Big Ten Regular Season champions in 2009 and 2010 in men's basketball.

Before pursuing his career in strength and conditioning coaching, McLaurin was a health and physical education teach-

er and football coach at Heritage High School in Newport News, VA. A native of Buffalo, NY, McLaurin earned his bachelor's degree at Hampton University in May 2006.

MCLAURIN'S BACKGROUND

Coach

2007 Heritage (VA) High School
2008-10 Michigan State University
2011 Colgate University
2012- Minnesota Vikings



ERIC SUGARMAN

HEAD ATHLETIC TRAINER

Eric Sugarman enters his 17th NFL season in 2013 and his 8th with the Vikings. Sugarman has been part of 6 Division championship teams since 2000 and 8 playoff-bound teams.

During his tenure with the Vikings, Sugarman and his staff have been instrumental in helping several players return from severe injury by creating or enhancing rehabilitation protocols. During the 2012 offseason, Sugarman and his staff worked with RB Adrian Peterson on his remarkable comeback from a severe knee injury in late December 2011. Peterson returned to action for the 2012 season opener and went on to exceed all outside expectations by rushing for 2,097 yards, the 2nd-best season in NFL history, and earning NFL Most Valuable Player and Offensive Player of the Year honors in the NFL along with 1st-Team All-Pro and Pro Bowl recognition.

Sugarman's staff has also overseen the rehabs of LBs Chad Greenway and E.J. Henderson, who each suffered season-ending injuries in their careers but returned to earn Pro Bowl berths.

With the Vikings, Sugarman supervises the evaluation and care of all injuries sustained. He and his staff implement and maintain proactive treatment and rehabilitation programs.

The Vikings athletic training staff have broad-based experience in athletic training and have trained under some of the most respected professionals in their field. The staff prides themselves on being proactive while using the most current concepts, modalities and principles. The entire athletic training staff are Performance Enhancement Specialists through the National Academy of Sports Medicine. During the 2012 off-season, the Vikings staff was trained in the Advanced Graston technique, a patented form of instrument assisted soft tissue mobilization that works to effectively break down scar tissue and fascial restrictions. Sugarman has worked closely the past several years with the Nike SSP team. He recently added a sensory station in the athletic training room bringing many of Nike SSP's vision concepts to the Vikings team daily. Sugarman also established a strong working relationship with Starkey Hearing of Eden Prairie, allowing him to bring state-of-the-art hearing enhancement and ear protection to the team and staff.

Sugarman spent the 1997-99 seasons with the Chicago

Bears and the 2000-05 campaigns with Philadelphia. Sugarman got his first taste of the NFL as a summer intern for the Bears' athletic training staff from 1993-95.

Sugarman earned his bachelor's degree in health and physical education with an emphasis in athletic training from West Chester University and went on to earn his master's degree in sports management at the University of Richmond. During his tenure at Richmond, Sugarman served as the graduate assistant athletic trainer for the Spiders football team and head athletic trainer for the Spiders' baseball squad. In 1994-95 Sugarman served as assistant athletic trainer at West Chester and worked as an instructor at the school. In 1996 Sugarman served as an athletic trainer in the Chicago Cubs organization.

Sugarman joined the Bears as an assistant trainer from 1997-99 before moving to the Eagles in a similar role in 2000. The Eagles were noted for progressive rehab programs. That athletic training staff played an integral part in helping Terrell Owens' return from ankle surgery during the regular season in time for Super Bowl XXXIX.

He is an active member of the Professional Football Athletic Trainers Society, where he has served on several committees. He currently sits on the Advisory Board of the Rehberg Konin Group. Sugarman is also an American Heart Association Basic Life Support, AED and First Aid certified instructor. In 2003 he received the PFATS "Big Heart" award for saving the life of a fellow Eagles employee by performing CPR. In 2010, Sugarman and former Vikings Head Coach Brad Childress were co-winners of the American Optometric Association's Eagle Award and in 2009 ESPN Magazine recognized him as the NFL's Most Irreplaceable Athletic Trainer. In 2011, Sugarman was inducted into the Halzleton, PA Area Sports Hall of Fame. In 2013, the Vikings staff was recognized with the Excellence in Aquatics Award by Hydroworx in honor of their progressive use of aquatic therapy.

Sugarman and his wife, Heather, reside in Chanhassen, MN, with their sons Jacob and Benjamin.

PART OF THE FABRIC OF MINNESOTA SINCE 1961

The following excerpt explains the early stages of the Vikings franchise as chronicled in the Minnesota Vikings 1961 Press, Radio, TV Guide.

Twin Cities football enthusiasts began their quest for professional football some 12 years ago, and it was on January 28, 1960, that their efforts were culminated with the announcement - from Miami, Florida, where the National Football League owners were in session - that Minnesota was being granted a franchise for 1961. At the same meeting, Dallas was accepted to start play in 1960.

The franchise was granted just ten days after E. William Boyer, president of the Minneapolis Chamber of Commerce, had made an official presentation to the league on behalf of statewide Minnesota interests.

Besides Boyer in the founding group were: Max Winter, promoter and restaurateur, H.P. Skoglund, president of North American Life and Casualty Company; Ole Haugsrud, Duluth businessman, and the Northwest Publications, Inc., publishers of the St. Paul Dispatch and Pioneer Press, through its president, Bernard H. Ridder, Jr.

They decided to start with an original outlay of one million dollars, of which the Minnesota sources would put up \$600,000; St. Paul \$300,000 and Duluth, representing the rest of the state, \$100,000.

Upon acquiring a franchise, the group hired Joe Thomas, former scout with the Los Angeles Rams, to scout the country in preparation for the 1961 draft meeting, and went on a nationwide search to find a general manager. This ended with the selection of Bert E. Rose, who was at the time the public relations director for the Rams. From September, 1960, when Rose reported, until July, 1961, such details as hiring a coaching and front-office staff, contracting for radio and television, establishing a ticket operation, drafting, selecting and signing players, and many more, have - or will be - accomplished in order to put the Vikings on the field in 1961.





TOM HUNKELE

ASSISTANT ATHLETIC TRAINER

Tom Hunkele enters his 8th season as an assistant on the Vikings' athletic training staff in 2013. Hunkele and Vikings Head Athletic Trainer Eric Sugarman previously worked together for 6 seasons with the Philadelphia Eagles. Hunkele assists in the evaluation and care of all injuries sustained and helps implement proactive treatment and rehabilitation programs for the athletes.

During Hunkele's tenure with the Eagles from 2000-05 he worked with NovaCare Rehabilitation as a Staff Physical Therapist during the off-season and as an assistant with the team starting in the pre-season through the remainder of the schedule. While working with the Eagles, Hunkele was part of Rick Burkholder's highly-regarded staff and was exposed to some of the most progressive rehab programs and techniques at work in the NFL today.

Hunkele started in the athletic training field as a student at Duquesne where he assisted with the athletic training staff for football during his undergraduate days. During the 1997 season he was exposed to the NFL for the first time when he served as a season-long intern for the Pittsburgh Steelers as the team advanced to the AFC Championship to face eventual Super Bowl champs Denver.

Following his graduation in 1998 with a bachelor's degree in athletic training from Duquesne, Hunkele remained at the school to earn his master's in physical therapy. During graduate school he served as a graduate assistant from 1998-2000 where he worked as head athletic trainer for the men's soccer, ice hockey and men's and women's tennis teams along with supervising student assistants. Hunkele is certified as a Performance Enhancement Specialist and Corrective Exercise Specialist by the National Academy of Sports Medicine.

Hunkele, a native of Reading, PA, and graduate of Holy Name High School, is a member of the National Athletic Trainers' Association along with being a licensed physical therapist in Minnesota. Hunkele is married to Rachel and the couple resides in Eden Prairie with their daughter, Zara and are expecting in the summer of 2013.



ROB ROCHE

ASSISTANT ATHLETIC TRAINER

Rob Roche brings a diverse athletic training background in pro football and collegiate athletics to the Vikings as an assistant on Eric Sugarman's staff.

Roche enters his 8th season with the Vikings in 2013 and assists with the evaluation and care of all injuries sustained and helps implement proactive treatment and rehabilitation programs for the athletes. Roche was a season-long intern with the Philadelphia Eagles in 2000 and during 2003-05 training camps where he worked with Sugarman and Vikings assistant Tom Hunkele.

Before joining the Vikings, Roche spent 2001-06 working as an assistant athletic trainer at Swarthmore College where he provided medical coverage for the NCAA Division III program. Along with athletic training responsibilities, Roche was an Approved Clinical Instructor for athletic training students.


Roche earned his bachelor's degree in health and physical education with an emphasis in athletic training from West Chester University in 1998. During his undergraduate tenure he served an internship in athletic training at the school working with the football team. Following his graduation, Roche moved to the University of Illinois to earn his master's degree in kinesiology where he served as a teaching assistant in the kinesiology department and was a graduate assistant in UI's Rehabilitation

Education Services. He earned his MS degree in 2000.

During Roche's stint at Illinois he was first exposed to the NFL when he was a training camp intern for the Chicago Bears in 1998 and 1999. His experience in pro football continued in 2000 when he was an assistant with the Frankfurt Galaxy in NFL Europe and in 2001 with the World Bowl IX champion Berlin Thunder. Continuing his education through experience, Roche volunteered for two weeks in summer 2003 with the U.S. Olympic Committee in Chula Vista, CA.

Roche is a member of the National Athletic Trainers' Association and the USOC Sports Medicine Society, has served on the Executive Board of the Pennsylvania Athletic Trainers' Society and is certified as a Performance Enhancement Specialist by the National Academy of Sports Medicine.

Roche, a native of Tamaqua, PA and graduate of Marian Catholic High, is married to Melissa. The couple resides in Chaska, MN with their sons, Patrick and Cameron.



MATT DUHAMEL

ASSISTANT ATHLETIC TRAINER

Matt Duhamel begins his 1st season with the Vikings staff as Assistant Athletic Trainer/Physical Therapist after serving as a seasonal Assistant Athletic Trainer for the club since 2010 while working in conjunction with NovaCare Rehabilitation as a physical therapist. In 2013, Duhamel joins the Vikings staff on a full-time basis.

Duhamel will assist on Eric Sugarman's staff with injury prevention, evaluation, treatment and rehabilitation and draw on his experience and training as a licensed physical therapist.

Duhamel worked during the off-season in the Twin Cities as an Outpatient Physical Therapist with NovaCare Rehabilitation from 2010-12 while assisting the Vikings in-season and has experience in the NFL prior to joining the Vikings. He spent

the 2006 season with the New England Patriots and worked with the team during the off-seasons of 2005 and 2010 as an athletic training intern and physical therapy clinical student.

A member of the National Athletic Trainer's Association and the American Physical Therapy Association, Duhamel earned his undergraduate degree in athletic training at Northeastern University where he worked with the football and men's basketball teams. He went on to earn his doctorate of physical therapy from Boston University in 2010.

A native of Lawrence, MA, Duhamel resides in Hopkins, MN with his wife, Jamie.



JOEL BOYD, M.D.

TEAM PHYSICIAN

Joel Boyd's experience in athletics and medicine have helped take him around the world. In 2013, he returns for a 7th full season with the Vikings.

Boyd serves as a Physician at TRIA Orthopedic Center in Bloomington and joined the Vikings for the 2007 season along with working in a similar role with the NHL's Minnesota Wild.

His experience with the United State Olympic Team took Boyd to the Nagano Games in 1998 while working with the men's and women's hockey teams. In past seasons Boyd has

worked as a National Team Physician with USA Hockey in world championships in Switzerland, Sweden and Germany.

Boyd holds an undergraduate degree from Bucknell and graduated from Temple University Medical School. He completed his orthopedic training at the Cleveland Clinic Foundation and fellowship training at the University of Western Ontario, Canada.

Dr. Boyd and his wife, Cheryl, have 3 children, Kendall, Kyle and Kasey, and reside in Eden Prairie.

IMPRESSIVE OFFENSE AT MOA FIELD

As the Vikings bid farewell to Mall of America Field after 31 seasons calling the dome home. The venue has been the site of some of the top performances in team, and NFL, history.

PASSING YARDS IN A GAME AT MOA FIELD - VIKINGS

PLAYER, GAME	YARDS
Brett Favre, vs. Arizona (11/7/10)	446
Tommy Kramer, vs. Chicago (9/19/85)	436
Warren Moon, vs. New Orleans (11/6/94)	420

PASSING TOUCHDOWNS IN A GAME AT MOA FIELD - VIKINGS

PLAYER, GAME	TDs
Tommy Kramer, vs. Green Bay (9/28/86)	6
Daunte Culpepper, vs. Dallas (9/12/04)	5
Tommy Kramer, vs. Chicago (11/28/82)	5

RUSHING YARDS IN A GAME AT MOA FIELD - VIKINGS

PLAYER, GAME	YARDS
Adrian Peterson, vs. San Diego (11/4/07)	296
Adrian Peterson, vs. Green Bay (12/30/12)	199
Adrian Peterson, vs. Green Bay (11/9/08)	192

LONGEST RUSHES IN A GAME AT MOA FIELD - VIKINGS

PLAYER, GAME	YARDS
Adrian Peterson, vs. Detroit (9/26/10)	80t
Michael Bennett, vs. NY Giants (11/10/02)	78t
Robert Smith, vs. Indianapolis (12/21/97)	76

RECEPTIONS IN A GAME AT MOA FIELD - VIKINGS

PLAYER, GAME	RECEPTIONS
Cris Carter, vs. New Orleans (11/6/94)	12
Cris Carter, vs. New Orleans (11/19/95)	12
Cris Carter, vs. Houston (10/8/95)	12

RECEIVING YARDS IN A GAME AT MOA FIELD - VIKINGS

PLAYER, GAME	YARDS
Sidney Rice, vs. Detroit (11/15/09)	201
Anthony Carter, vs. Detroit (11/6/88)	188
Sammy White, vs. Chicago (11/28/82)	177

LONGEST CATCHES IN A GAME AT MOA FIELD - VIKINGS

PLAYER, GAME	YARDS
Bernard Berrian, vs. Chicago (11/30/08)	99t
Bernard Berrian, vs. Detroit (10/12/08)	86t
Qadry Ismail, vs. Detroit (9/10/95)	85t

SCRIMMAGE YARDS IN A GAME AT MOA FIELD - VIKINGS

PLAYER, GAME	YARDS
Adrian Peterson, vs. San Diego (11/4/07)	315 (296r/19p)
Darrin Nelson, vs. Green Bay (11/13/83)	256 (119r/137p)
Adrian Peterson, vs. Green Bay (11/9/08)	225 (192r/33p)



SHELDON BURNS, M.D.

TEAM PHYSICIAN

Sheldon Burns returns in 2013 for his 29th season as a Vikings Team Physician. A doctor at Edina Family Physicians, Burns is a Board Certified Specialist in Family Practice, Emergency and Sports Medicine.

Burns is also the Medical Director for the Minnesota Timberwolves of the National Basketball Association, Medical Director for the Minnesota Lynx of the WNBA and the Minnesota Wild of the National Hockey League. He has served as team physician for seven United States Olympic or World Championship teams, most recently for USA Basketball's gold medal winning entry at the Goodwill Games in Brisbane, Australia, in September 2001. Burns also worked as a USA Olympics team physician in the Athens games and served as tournament physician for the Minnesota State High School League.

Burns is a Clinical Professor at the University of Minnesota Medical School and is active in teaching sports medicine at the Minneapolis Sports Medicine Center and The Orthopedic Center. He was a deputy medical commissioner of the International Olympic Committee and has worked in six Olympic Games.

A native of Grand Meadow, MN, and raised in Nisswa, MN, Burns received his undergraduate degree from Hamline University in St. Paul and earned his medical degree in 1974 from the University of Minnesota Medical School.



GARY FETZER, M.D.

TEAM PHYSICIAN

Gary Fetzer serves as a physician at the Tria Orthopaedic Center in Bloomington. He has been an ancillary physician with the Vikings the last 6 years and begins his 3rd season in 2013 as a Team Physician. He has also served as team physician at Gustavus Adolphus College in St. Peter, MN for the last 4 years.

Fetzer holds an undergraduate degree in biomedical engineering from the University of Iowa Carver School of Medicine.

He completed his orthopaedic surgery residency training at Washington University in St. Louis and his fellowship training at the Tria Orthopaedic Center in Bloomington.

Fetzer and his wife, Renee, have two boys, Brady and Nolan. The family resides in Bloomington.



DAVID OLSON, M.D.

TEAM PHYSICIAN

David Olson is in his 11th season as a Vikings Team Physician in 2013. A doctor at Broadway Family Physicians in Minneapolis, Olson is a Board Certified Specialist in Family Medicine and Sports Medicine.

Olson also works as a Team Physician with the University of Minnesota athletics where he works primarily with the men's basketball program. He volunteers his time covering Minneapolis Community and Technical College basketball, Roseville and Patrick Henry High Schools and Minnesota State High School League events.

Olson is an Assistant Professor at the University of Minnesota's Family Medicine and Community Health Department where he is active teaching medical students, Residents and Sports Medicine Fellows. A native of Sioux Falls, SD and raised in North St. Paul, Olson received his undergraduate degree from Gustavus Adolphus College and medical degree at Minnesota. Olson and wife Renee reside in Roseville with children, Tyler, Autumn and Kobe.

CHECK OUT vikings.com

The screenshot shows the Minnesota Vikings website homepage. At the top, there is a navigation bar with the Vikings logo and the text "MINNESOTA VIKINGS". Below the navigation bar, there is a main content area featuring a large video player titled "VIDEO: TRAINING CAMP HIGHLIGHTS - 8/10". To the right of the video player is a "TICKET CENTER" section. Below the video player, there is a "GET THE LATEST UPDATES ON THE NEW STADIUM" section with featured news articles and videos. On the right side, there is a "GAME ON! SHOW YOUR HORNS" section with a featured photo gallery and a "BACK TO FOOTBALL" banner for the 2013 season. The website is sponsored by US Bank.

**THE TOP WEB DESTINATION FOR VIKINGS FANS
IS NOW EVEN BETTER WITH
MORE VIDEOS AND MORE ACTION**
UNIQUE ACCESS, EXCLUSIVE CONTENT AND EXTENSIVE TEAM COVERAGE

Follow us on



VikingsFootball



MinnesotaVikings



2013 TEAM GUIDE

STAFF



GEORGE PATON

ASSISTANT GENERAL MANAGER

George Paton enters his 7th season with the Vikings in 2013, serving as the club's Assistant General Manager and working with General Manager Rick Spielman.

The duo have a long professional history together, having worked on the personnel staffs in Chicago and Miami before joining forces again in Minnesota.

The 2012 Vikings benefitted from an influx of young talent and spurred the squad to a Vikings-record 7-win improvement over the previous season, finishing 10-6 and earning a Wild Card playoff berth. The Vikings landed 3 draft picks on the All-Rookie team and a pair of rookies garnered Pro Bowl honors. Vikings FB Jerome Felton joined the team as a free agent in 2012 and went on to a career year, paving the way for Adrian Peterson to post the 2nd-best rushing mark in NFL history with 2,097 yards and earned his 1st career All-Pro and Pro Bowl recognition.

The Vikings roster development through free agency, trades and the draft built the foundation for the back-to-back NFC North Champions in 2008 and 2009. The Vikings tied a team record with 10 players earning Pro Bowl berths in 2009, 5 were acquired by the draft, 4 by free agency and 1 via trade.

The 2009 team tied the 2nd-most wins in franchise history with a 12-4 mark in the regular season and advanced to the NFC Championship game for the first time since 2000. The Vikings 22 wins over the 2008 and 2009 seasons leads the NFC over

that span and ranks 2nd in the NFL.

Paton's primary focus is coordinate scouting and personnel functions within the Vikings Pro Scouting Department and lend his expertise to the College Scouting Department as they prepare for the annual NFL Draft.

Paton spent 6 seasons (2001-06) with the Miami Dolphins as Director of Pro Personnel. Paton began his NFL career in the college and pro scouting departments of the Chicago Bears, rising to the position of Assistant Director of Pro Personnel in 2000.

A 4-year letter winner as a DB at UCLA from 1988-91, Paton was a part of a pair of Bruin bowl teams. He earned a bachelor's degree in history and went on to play in professional football leagues in Italy and Austria.

Paton (pronounced Payton) and wife, Barbara, have a daughter, Bella and son, Beau.

BUILDING THROUGH THE DRAFT

PRO BOWLERS DRAFTED BY THE VIKINGS

Player	Year/Rd.	School	Pro Bowl				
Tommy Mason	1961/1	Tulane	1962-64	#Terry Allen	1990/9	Clemson	1996
Rip Hawkins	1961/2	North Carolina	1963	Todd Scott	1991/6	Southwest Louisiana	1992
#Fran Tarkenton	1961/3	Georgia	1964-65, '67-70, '75-77	Ed McDaniel	1992/5	Clemson	1998
#Bobby Bell	1962/2	Minnesota	1971-73	#Brad Johnson	1992/9	Florida State	1999, 2002
Carl Eller	1964/1	Minnesota	1968-71, '73-74	Robert Smith	1993/1	Ohio State	1998, '00
Milt Sunde	1964/20	Minnesota	1966	Todd Steussie	1994/1	California	1997-98
Dave Osborn	1965/13	North Dakota	1970	Korey Stringer	1995/1	Ohio State	2000
Gene Washington	1967/1	Michigan State	1969-70	Randy Moss	1998/1	Marshall	1998-00, '02-03
Alan Page	1967/1	Notre Dame	1968-76	Matt Birk	1998/6	Harvard	2000-01, '03-04, '06-07
Bob Grim	1967/2	Oregon State	1971	Daunte Culpepper	1999/1	Central Florida	2000, '03-04
Bobby Bryant	1967/7	South Carolina	1975	Michael Bennett	2001/1	Wisconsin	2002
Ron Yary	1968/1	USC	1971-77	Bryant McKinnie	2002/1	Miami	2009
#Ed White	1969/2	California	1975-78, '80	Kevin Williams	2003/1	Oklahoma State	2004, '06-10
Jeff Siemon	1972/1	Stanford	1973, '75-77	E.J. Henderson	2003/2	Maryland	2010
Chuck Foreman	1973/1	Miami	1973-77	Chad Greenway	2006/1	Iowa	2011, '12
Matt Blair	1974/2	Iowa State	1977-82	Adrian Peterson	2007/1	Oklahoma	2007-10, '12
Sammy White	1976/2	Grambling	1976-77	Sidney Rice	2007/2	South Carolina	2009
Tommy Kramer	1977/1	Rice	1986	Percy Harvin	2009/1	Florida	2009
Scott Studwell	1977/9	Illinois	1987-88	Kyle Rudolph	2011/2	Notre Dame	2012
Joe Senser	1979/6	West Chester State	1981	Matt Kalil	2012/1	USC	2012
Wade Wilson	1981/8	East Texas State	1988	Blair Walsh	2012/6	Georgia	2012
Steve Jordan	1982/7	Brown	1986-91				
Joey Browner	1983/1	USC	1985-90	# Fran Tarkenton played in Pro Bowl with the NY Giants 1967-70; Bobby Bell never played with the Vikings and all his Pro Bowl appearances were with the Kansas City Chiefs; Ed White played in the 1978 and 1980 Pro Bowls with the San Diego Chargers; Chris Doleman played in the 1995 Pro Bowl with the Atlanta Falcons and the 1997 Pro Bowl with the San Francisco 49ers, Terry Allen played in the 1996 Pro Bowl with Washington, Brad Johnson played in the 1999 Pro Bowl with the Washington Redskins and 2002 with the Tampa Bay Buccaneers.			
Carl Lee	1983/7	Marshall	1988-90				
Keith Millard	1984/1	Washington State	1988-89				
#Chris Doleman	1985/1	Pittsburgh	1987-90, '92-93, '95, '97				
Henry Thomas	1987/3	Louisiana State	1991-92				
Randall McDaniel	1988/1	Arizona State	1989-99				



SCOTT STUDWELL

DIRECTOR OF COLLEGE SCOUTING

A key part of the Vikings for 37 seasons in different capacities, Scott Studwell enters the 2013 season as Director of College Scouting for the 11th season. Studwell is in his 5th decade with the team and is one of the most enduring figures in Vikings history.

Studwell enters his 22nd year in the team's Player Personnel department. He retired from his 14-year playing career after the 1990 season (1977-1990) and spent a year as the Vikings Assistant to the President/Player Relations in 1991 before being named the Player Personnel Coordinator from 1992-2001. Studwell was named to his current post as Director of College Scouting in April 2002. His responsibilities include overseeing all college scouting efforts and preparation for the annual NFL Draft.

Studwell has been a part of successful drafts that have included Pro Bowlers or Pro Bowl alternates Robert Smith (1st round, '93), Todd Steussie (1st, '94), Randy Moss (1st, '98), Matt Birk (6th, '98), Daunte Culpepper (1st, '99), Michael Bennett (1st, '01), Bryant McKinnie (1st, '02), Kevin Williams (1st, '03), Chad Greenway (1st, '06), Adrian Peterson (1st, '07), Sidney Rice (2nd, '07), Percy Harvin (1st, '09), Kyle Rudolph (2nd, '11), Matt Kalil (1st, '12) and Blair Walsh (6th, '12). The Vikings have drafted the NFL's Offensive Rookie of the Year in 2007 (Peterson) and 2009 (Harvin) with their 1st-round selections.

Studwell's place in team history was immortalized in 2009 when he was inducted into the Vikings Ring of Honor. A member of the Vikings' 25th, 40th and 50th Anniversary All-Time Teams, Studwell holds team records for tackles in a career (1,981), season (230 in '81) and game (24 vs. Detroit in '85), as well as solo tackles in a career (1,308). No other player in Vikings history has over 1,500 career tackles. According to team media guides Studwell has more tackles with one organization than any other player in NFL history. In addition, Studwell is one of only five Minnesota players to participate in over 200 games during his career. He also played in 12 playoffs contests, including NFC Championship Games following the '77 and '87 seasons. In '87 and '88 Studwell was voted to the Pro Bowl. In '89 he was named 2nd-team All-NFC by United Press International.

COMPANY MAN

Since joining the Vikings as a 9th-round draft choice out of Illinois, Scott Studwell has called the franchise home. Following his record-setting 14-year playing career with the team he moved to a management role in 1991 and into scouting in 1992. In 2009, Studwell was inducted into the Vikings Ring of Honor, joining his honors as a member of the Vikings 25th and 40th-season teams.

VIKINGS ALL-TIME GAMES PLAYED

Jim Marshall.....	270
Mick Tingelhoff	240
Fred Cox.....	210
Carl Eller	209
Scott Studwell.....	202

VIKINGS CAREER TACKLES

Scott Studwell.....	1,981
Matt Blair	1,452




He also was Minnesota's recipient of the Ed Block Memorial Courage Award in '87. After earning the starting MLB job in '80, Studwell led the Vikings in tackles the next 6 seasons. He also was the team's leading tackler in '88 and '89. Studwell, who tied for the team lead in fumbles recovered three times ('82, '86, '88), finished his NFL career with 15 FRs and 11 INTs.

Drafted by Minnesota in the 9th round from Illinois in '77, Studwell finished his collegiate career as the school's second all-time tackler (342) behind Dick Butkus (374). In '76 Studwell recorded 177 tackles to surpass Illinois' season record, formerly held by Butkus. As a senior Studwell recorded 23 tackles against Purdue to tie the school's single-game record.

In '90 Studwell was named to Illinois' All-Century Team, joining Butkus and Ray Nitschke as the linebackers on that squad. Studwell earned 2nd-team All-America and 1st-team All-Big Ten honors in '76, and 2nd-team All-Conference mention in '75. Studwell also was the team's co-captain and co-MVP in '76, when he played in the Hula Bowl, East-West Shrine Game and Japan Bowl.

A native of Evansville, IN (8/27/54), John Scott Studwell starred at Evansville High School. In 2001 Studwell was elected into the Indiana Football Hall of Fame. He majored in commerce at Illinois. During his playing career, he sat on the Board of Directors of the Boys and Girls Clubs of Minneapolis. Scott and wife Jenny have two daughters, Jessie and Samantha, and a son Jack.



RYAN MONNENS


DIRECTOR OF PRO SCOUTING

Ryan Monnens begins his 12th season in the Vikings scouting department in 2013 and his 1st season as the Director of Pro Scouting. In his new role, Monnens oversees the Vikings pro scouting efforts and is responsible for scouting NFL players, advance scouting of opponents, assisting with the pro scouting database and scouting other professional leagues.

Monnens spent 8 seasons as a pro scout after spending 3 seasons as a pro personnel assistant. He joined the Vikings as an intern in 1998 and spent the following 3 seasons in public relations with the club.

Monnens played WR at St. John's University in Collegeville, MN (1995-97) under legendary coach John Gagliardi, the all-time winningest coach in college football history. During his tenure at St. John's, the Johnnies won the Minnesota Intercollegiate Athletic Conference title in '95 and '96, advanced to the NCAA playoffs, and posted a (25-6-1) record.

A Minnesota native, Monnens grew up in Richmond and attended Rocori High School. Monnens earned his bachelor's degree in psychology from St. John's in 1998. Monnens resides in Excelsior with his wife, Krissy, and their daughter, Olivia.



JAMAAL STEPHENSON

ASSISTANT DIRECTOR OF COLLEGE SCOUTING

Jamaal Stephenson enters his 12th season with the Vikings in 2013 and was promoted during the 2009 offseason to Assistant Director of College Scouting for the team. He takes on additional administrative duties in his new role along with his responsibility for scouting the Eastern Region of the United States.

Stephenson was recognized by the Fritz Pollard Alliance with the NFC Scout of the Year award for the 2012 season, presented during the 2013 Scouting Combine in Indianapolis.

Stephenson joined the Vikings in 2002 after spending 2 years with the Houston Texans. In May of 2000, he was hired as College Administrator for the Texans. During his time in Houston, he was in charge of scouting areas of Texas, Oklahoma and Louisiana.

Prior to joining the Texans, Stephenson spent one year as a scouting assistant for the Washington Redskins. His duties

included evaluations and producing scouting reports. In the spring of 1998, Stephenson coached defensive backs as a graduate assistant at UMass.

Stephenson is a native of Goldsboro, NC. He was a 2-time All-Ivy League honoree at Brown as a DB, and was also awarded the team's "Unsung Hero" Award. He earned his bachelor's in organizational behavior management in 1997, and his master's in sport management from Massachusetts in 1999. In 2003, Stephenson was selected to Brown's All-Decade Football Team for the 1990's. He was honored as part of the 125-year anniversary celebration of football at Brown University. Stephenson was recognized as the NFC Scout of the Year by the Fritz Pollard Alliance during the 2013 NFL Scouting Combine.

Stephenson and his wife, Emily, have a son, Noah, and a daughter, Gabrielle.



The Vikings iconic defensive front, the Purple People Eaters, keyed the club to play in 4 Super Bowls and rank #1 in the NFL in total defense in 1969, '70 and '75 while ranking in the NFL's top 10 in 9 of 10 seasons from 1967-76.



FRANK ACEVEDO

COLLEGE SCOUT

A veteran evaluator with a track record of success, Frank Acevedo enters his 12th season with the Vikings in 2013 and his 19th season in the NFL. Acevedo joined the Vikings after seven seasons with the Kansas City Chiefs' personnel department and serves the Vikings as an Area Scout with coverage of the Midwest and Central Regions.

Acevedo spent 5 seasons as Kansas City's area scout covering the Big 12 region. Prior to being an area scout with the Chiefs he was an assistant in the club's personnel department.

Before joining the Chiefs personnel department, Acevedo

was RBs coach at Missouri Western in 1994 and '95. Acevedo was an assistant coach at San Francisco State, from 1985-89.

Acevedo played DB for two seasons at San Francisco State after transferring from Palomar Junior College. He was a team captain at SFSU as a senior and also earned All-Northern California Athletic Conference honors.

Born in Escondido, CA, Acevedo attended San Pasqual High School and went on to earn his bachelor's degree in physical education from SFSU. He and his wife, Phoebe, have a daughter Estella and a son, Antonio.



REED BURCKHARDT

COLLEGE SCOUT

Reed Burckhardt covers the Northeast Region of the country as a College Scout for the Vikings after spending 2 seasons as the club's Blesto Scout. Over the past few seasons, Burckhardt has gained experience within the franchise in several areas.

Burckhardt began with the Vikings as an intern in the operations department in 2009, interned with the Vikings scouting department in 2010 and grew into a full-time role with the team. His background in football included his tenure as a 3-year letterwinner as a backup QB at South Dakota State as the team transitioned from a Division II squad to Division I FCS (Division

I-AA). The Jackrabbits capped their transition by winning the 2007 Great West Football Conference title. Following his playing career at SDSU, Burckhardt worked with the football staff in a part-time role with recruiting and assisted coaching the linebackers. He graduated in 2008 with a degree in business.

A native Minnesotan, Burckhardt attended Russell-Tyler-Ruthon High School in rural Southwestern Minnesota where he was a football and basketball standout. Burckhardt is single and resides in Minneapolis.



TERRANCE GRAY

COLLEGE SCOUT

Terrance Gray returns to the Vikings in 2013 for his 8th season as an Area Scout for the team. In his role Gray will scout the Southern and Southwest Regions of the country for the Vikings.


Gray comes to the Vikings from the Kansas City Chiefs where he served as the club's area scout of National Football Scouting (NFS) during the 2005 season and in preparation for the 2006 Draft. Prior to moving into scouting, Gray was the Chiefs Player Development Coordinator and worked in player personnel from June 2003 to June 2005. As a scout with Kansas City, Gray covered the Southwest.

Gray got his start in the NFL as an intern in 2002-03 in the League office working with Player and Employee Development and focused on the NFL's Continuing Education Program.

Before his opportunity with the NFL, Gray worked as a student assistant in the Oregon State University's athletic department in academic affairs as he finished his bachelor's degree in 2002.

Gray was a CB at Oregon State in 1999 and 2000 after transferring from Palomar (CA) Junior College where he was an All-America honoree and team captain. At Oregon State Gray was part of one of the Beavers' best seasons in school history as a senior, going 11-1 and ending the season ranked #4 in the nation after a 41-9 win over Notre Dame in the Fiesta Bowl. Gray played under former NFL head coach Dennis Erickson while at OSU.

A standout QB at Bayside High in Queens, NY, was the team MVP and a 1st-Team All-Queens choice by the New York Daily News. Gray and his wife, Kimberly, reside in Kansas City.



KEVIN McCABE

COLLEGE SCOUT


Kevin McCabe enters his 12th season in 2013 with the Minnesota Vikings as an Area Scout, working in the Western area of the country.

McCabe came to the Vikings after working with the St. Louis Rams as an area scout for 7 years (1995-2001) and volunteering with the Rams personnel department in 1994. During his tenure with the Rams, the team became known as one of the most potent offensive attacks in the NFL. In 1999 the Rams went 13-3 in the regular season and won Super Bowl XXXIV over Tennessee following a 4-12 campaign in 1998. In 2001, St. Louis posted a 14-2 regular season mark and lost Super Bowl XXXVI to New England in one of the most exciting Super Bowls in League history. In his final three seasons with St. Louis, the Rams amassed a 37-11 regular-season record,

won the NFC West title twice (1999, 2001) and finished as the Division runner-up in 2000.

McCabe began his career in 1985 as an assistant coach at his alma mater, John Muir High School in Pasadena, CA. McCabe coached on the prep level in the Los Angeles area until becoming strength and conditioning coordinator and assistant football coach at Pomona-Pitzer College. He stayed at the school from 1991-94. In 1993 McCabe coached overseas for the East City Giants in Helsinki, Finland.

McCabe is a native of Pasadena and earned a bachelor's degree in political science in 1985 from Princeton University, where he was a three-year letterman for the Tiger football team. Kevin and his wife, Anne, have sons, Torin and Keenan, and a daughter, Katherine. The family resides in Woodland, CA.



PAT ROBERTS

COLLEGE SCOUT

In his 1st season with the Vikings in 2013, Pat Roberts brings a wealth of experience in the scouting field to the team and will serve as a College Scout for the club, covering the Southeast Region. Roberts spent 8 seasons with the Cleveland Browns from 2005-12 and originally entered the NFL in 1998 with Chicago and served in a variety of roles with the team. Roberts began with Cleveland as a national scout from 2005-08 before advancing to Director of College Scouting in 2009 and on to Senior National Scout from 2010-12.

Roberts was an in-house scout for the team in 1998 and

spent 1999-2003 as the Bears' Northeast Area Scout before moving to the Southeast Area in 2004. Prior to joining the Bears, Roberts served briefly as the head strength coach and offensive line coach for Division III Millsaps College in Jackson, MS. His coaching career began at his alma mater, DePauw University in Indiana, where he coached RBs in 1995 and offensive line in 1996-97. Roberts was an offensive guard from 1991-94 while earning a degree in exercise science in 1995.

Roberts and wife, Allison, have a daughter, Sophia, and son, Ryder.

ALMA MATER MATTERS


The Vikings selected 3 players in the 1st round of the 2013 Draft, marking only the 2nd time in team history with a trio of 1st rounders, matching the 3 picks in the 1967 Draft. The Vikings have selected 5 players from USC in the 1st round of the Draft, the most from any school. When the Vikings picked CB Xavier Rhodes from Florida State it marked the 3rd time an FSU player has been drafted in the 1st round by the club, tied for the 2nd-most from any single school.

VIKINGS 1ST ROUND DRAFT PICKS BY COLLEGE (53 TOTAL 1ST ROUND SELECTIONS)

COLLEGE	VIKINGS 1ST ROUNDERS
Southern California	5
Florida State	3
Ohio State	3
Michigan State	3
Notre Dame	3
Oklahoma State	3
California	2
Florida	2
Miami (Fla.)	2
North Carolina State	2
Pittsburgh	2
Stanford	2
Washington	2
Wisconsin	2
Alabama	1

Arizona State	1
Auburn	1
Boston College	1
Central Florida	1
Colorado State	1
Iowa	1
Marshall	1
Minnesota	1
Mississippi State	1
Oklahoma	1
Penn State	1
Purdue	1
Rice	1
South Carolina	1
Tennessee	1
Tulane	1
UCLA	1

KICKOFF EXECUTIVES STAFF COACHES PLAYERS ROOKIES 2012 SEASON RECORDS PLAYOFF RECORDS HISTORY EXTRA POINTS



MIKE SHOLITON

COLLEGE SCOUT

Mike Sholiton returns for his 9th season with the Vikings in 2013. He comes to the team with a wealth of football experience and is no stranger to the NFL. Sholiton will serve as a Vikings Western Regional scout to find college talent for the team.

Sholiton is in his second stint in the NFL after working as an intern with the scouting, video and community relations departments of the St. Louis Rams from 1997-2000. He was a member of the 1999 Rams staff when the team won Super Bowl XXXIV over Tennessee. While working with the Rams scouting department, Sholiton maintained draft boards and collected scouting reports while evaluating and profiling draft eligible seniors for the 1999 Draft.

Sholiton came to the Vikings after four seasons with Fresno State where he served as Football Operations Coordinator for the Bulldogs. During his tenure with Fresno State the team

climbed the national charts and posted one of the most successful stints in school history. The Bulldogs went 36-18 in his four seasons with the program and played in four straight bowl games, including wins over Georgia Tech and UCLA in the 2002 and 2003 Silicon Valley Football Classics respectively.

A native of Cleveland, Sholiton was a four-year letterwinner as a receiver and punt returner at Washington University in St. Louis. He earned his bachelor's degree in marketing in 2000 and went on to earn a master's in kinesiology from Fresno State in 2001. Sholiton and wife, Ashley, have a son, Brett Maverick. The family resides in San Antonio.



SCOTT KUHN

PRO SCOUT

Scott Kuhn returns for his 7th season with the Vikings in 2013 as a Pro Scout after spending 7 seasons on the staff of the Miami Dolphins. Kuhn will assist the Vikings with NFL-wide scouting of players, advance scouting of opponents, database operations, reports and evaluations for free agency.

Kuhn has a strong background in technology as it relates to scouting and worked with Miami as College Scouting Coordinator for his final 5 seasons. He joined the Dolphins in 2000 as a Player Personnel intern and rose within the organiza-

tion during his tenure. While in Miami, Kuhn worked closely with Vikings Vice President of Player Personnel Rick Spielman and Director of Player Personnel George Paton.

A 1997 graduate of Kansas State University, Kuhn holds a degree in anthropology. He is a native of Topeka, KS and attended Hayden High. Kuhn is married to Heidi with daughters Kyla and Jamie. The family resides in Shakopee.



STEVEN PRICE

BLESTO SCOUT

Steven Price begins his 4th season with the Vikings personnel department, and enters a new role in 2013 as the club's Blesto Scout. Price will be responsible for league-wide scouting of teams and potential free agents. He will assist the coaching staff with advance reports on opponents' special teams units. Price served as a personnel intern for the Vikings in the 2010 and 2011 seasons.

Price began his NFL career at a young age as he worked in the Carolina Panthers equipment room from 2002-2005. In 2007, he interned in the Panthers public relations department. Price would then join the Vikings staff for the 2008 season as

an operations intern before attending graduate school. While with the Vikings, Price assisted the player development department aiding rookies in their transition to the NFL and preparing players for life after football.

A 2007 graduate of North Carolina A&T, Price majored in speech communication while walking-on to the football team in 2006. Between stints with the Panthers and Vikings, Price returned to school during 2009-2010 and received his MBA in sports management from San Diego State University. A Charlotte, NC native, Price attended Olympic High School. He is single and resides in Minneapolis.



JEFF ROBINSON

PRO SCOUT

In 2013, Jeff Robinson enters his 24th season with the Minnesota Vikings and serves as a Pro Scout. Robinson assists the personnel department with league-wide player evaluation and preparing scouting reports on upcoming opponents.

After joining the Vikings as a public relations intern in 1990, Robinson worked two seasons (1991-92) as a public relations assistant and three years (1993-95) as operations assistant. He moved into the scouting department in June 1996.

In 1989-90 Robinson was an assistant coach at North High School in Minneapolis.

A three-year starter at cornerback at Northwestern, Robinson served as a team captain and was selected honorable-mention All-Big Ten as a senior in 1988. In the Wildcats' 28-10 win over Illinois (11/21) in '87, he returned an interception 73 yards for a touchdown, which at the time was the 7th longest interception return in school history and the longest interception return by a Northwestern player since '63. As a starter in all 11 games at right cornerback as a sophomore, Robinson helped the Wildcats post their best record (4-7) since 1973. Northwestern also tied a school record for takeaways with 31 in '86. He was recruited by and played as a freshman for former Vikings Head Coach Dennis Green.

A native of Minneapolis, Robinson (4/16/67) was an honorable-mention All-America and a two-time All-Minneapolis Conference selection at North High School. He was a 2-time All-State pick in track and an All-City choice in basketball. A member of the National Honor Society in high school, Robinson was recognized by the Minneapolis Public School Athletic Department in '88.

Named one of the Outstanding College Students of America, Robinson earned a degree in organizational studies/business management at Northwestern. Since '91 he has served on the board of directors of the North Community YMCA. In 1995 and 1996 he hosted a college prep basketball camp for the top 30 varsity players in the Twin Cities. For the last seven years Robinson has hosted the "Jeff Robinson Football Camp". He and his wife Cassandra have two daughters, Jassandra, Jaila and a son, Jeffrey II "Deuce" and live in Shakopee.



CONRAD CARDANO

PERSONNEL CONSULTANT

Conrad Cardano is in his 3rd decade with the Vikings in 2013, joining the team in 1987 after a successful stint in collegiate coaching and working in scouting for Blesto. Cardano is in his 2nd season as a Personnel Consultant for the Vikings after 25 years on the road scouting for the club.

Since joining the Vikings, Cardano has helped build a team that has made the playoffs 14 times, including NFC Central/North titles in '89, '92, '94, '98, '00, '08 and '09. The team has played in 4 NFC Championship Games during his tenure.

Prior to joining the Vikings, Cardano worked for 3 years (1984-86) for the Blesto Scouting Combine. From 1981-83 he coached at Eastern Kentucky, which won the Ohio Valley Conference title each of his 3 seasons. The Colonels captured the NCAA Division I-AA championship in '82, when they went 13-0. Cardano joined Eastern Kentucky after 2 seasons (1979-

80) overseeing WRs at Marshall. His first collegiate coaching job came as offensive coordinator at Catholic University from 1975-78. Cardano coached 2 years at Tuscola High in Waynesville, NC and Dover-Sherborn High in Dover, MA.

Cardano played quarterback for the Hagarstown Bears of the Seaboard Pro League from 1972-73. Cardano played QB at Western Carolina from 1967-70.

Born in Washington, DC, Cardano attended Bladensburg (MD) High School. He earned his bachelor's degree in health and physical education at Western Carolina. In 1982 Cardano received his master's in education administration and supervision from Bowie State College in Maryland. His wife's name is Gloria. Cardano has two sons - Christopher and Anthony.



PAUL WIGGIN

PERSONNEL CONSULTANT

In almost five decades as a player, coach and administrator in the National Football League, Paul Wiggin has been closely linked with the success of several teams.

In his role as a Vikings Personnel Consultant, Wiggin works with the department that is responsible for the evaluation all NFL players and advance scouting of the Vikings' upcoming opponents.

Wiggin first joined the Vikings in 1985 as defensive line coach in Bud Grant's final season as head coach. Wiggin oversaw a line that featured DE Chris Doleman and DT Keith Millard, who posted 21.0 and 18.0 sacks respectively in 1989, earning Millard NFL Defensive Player of the Year.

Wiggin's career included head coaching jobs at his alma mater, Stanford, from 1980-83 on a team that included John

Elway and Darrin Nelson. From 1975-77 Wiggin was head coach of the Kansas City Chiefs. His coaching career started in 1968 with the San Francisco 49ers defensive line.

As a standout DE for the Cleveland Browns from 1957-67, Wiggin never missed a game, playing in 146 straight. He earned Pro Bowl starts in 1965 and '67 and was named to the Browns all-time team. In 2008 he was inducted as a Cleveland Browns Legend, honoring the top players in franchise history. A 2-time All-America at Stanford, Wiggin was inducted to the College Football Hall of Fame in 2005. He has bachelor's and master's degrees from Stanford.

A native of Modesto (CA), Wiggin attended Manteca Union High. He and his wife, Carolyn, have three children and eight grandchildren.



JERRY REICHOW

PERSONNEL CONSULTANT

Jerry Reichow has seen the growth and development of the Minnesota Vikings with a front row seat since the team first took the field as a raw expansion outfit.

A standout player on the debut Vikings team in 1961, Reichow has worked over four decades with the team in a variety of personnel roles.

Reichow's eye for talent has played a key role in the success of the franchise and he has worked with all seven head coaches in Vikings history.

Reichow began in the Vikings front office in 1966 as Director of Player Personnel. He moved on to be Director of Football Operations in 1975 and Assistant General Manager, National Scouting in 1992. Reichow was a key contributor to the Vikings draft process throughout his career and the team developed a reputation for finding talent hidden in late rounds of the draft.

Originally joining the team in 1961 in a trade from Washington, Reichow played 1961-64 for the Vikings. He led the team in receiving in 1961 and '62, joined Hugh McElhenny in '61 as the first 2 Pro Bowlers in team history and his 11 TD catches '61 stood as the team record until Cris Carter broke it in 1995.

Reichow entered the NFL as a 4th-round pick in 1956 by Detroit, helping the Lions to the 1957 NFL title. Reichow was the 1955 Iowa Hawkeyes MVP. He left school as the school record holder in total offense and played in the Shrine Bowl and Senior Bowl as a senior. On the hardwood, Reichow helped the team to the Final Four in 1955.

A native of Decorah, IA, Reichow and his wife, Carolyn, have three children.

IMPRESSIVE DEFENSE AND SPECIAL TEAMS AT MOA FIELD

As the Vikings bid farewell to Mall of America Field after 31 seasons calling the dome home. The venue has been the site of some of the top performances in team, and NFL, history.

TACKLES IN A GAME AT MOA FIELD - VIKINGS

PLAYER, GAME	TACKLES
Chad Greenway, vs. Oakland (11/20/11)	22
Scott Studwell, vs. Dallas (10/2/83)	20
Matt Blair, vs. Green Bay (11/13/83)	20

SACKS IN A GAME AT MOA FIELD - VIKINGS

PLAYER, GAME	SACKS
Randy Holloway, vs. Atlanta (9/16/84)	5.0
Jared Allen, vs. Green Bay (10/5/09)	4.5
Kevin Williams, vs. Detroit (10/12/08)	4.0
Keith Millard, vs. Philadelphia (9/25/88)	4.0
Keith Millard, vs. Green Bay (10/15/89)	4.0

INTERCEPTIONS IN A GAME AT MOA FIELD - VIKINGS

PLAYER, GAME	INTs
Brian Williams, vs. Detroit (11/23/03)	3
Vencie Glenn, vs. Green Bay (12/27/92)	3
Audray McMillian, vs. Cleveland (11/22/92)	3
Willie Teal, vs. Chicago (11/28/82)	3

LONGEST INT RETURNS IN A GAME AT MOA FIELD - VIKINGS

PLAYER, GAME	YARDS
Darren Sharper, vs. Tampa Bay (9/11/05)	88t
Mike Nattiel, vs. Seattle (12/7/03)	80t
Jimmy Hitchcock, vs. Green Bay (11/22/98)	58t

LONGEST FGs IN A GAME AT MOA FIELD - VIKINGS

PLAYER, GAME	YARDS
Paul Edinger, vs. Green Bay (10/23/05)	56
Blair Walsh, vs. Jacksonville (9/9/12)	55
Blair Walsh, vs. Green Bay (12/30/12)	54
Ryan Longwell, vs. Green Bay (11/9/08)	54
Paul Edinger, vs. Chicago (1/1/06)	54

LONGEST KO RETURNS IN A GAME AT MOA FIELD - VIKINGS

PLAYER, GAME	YARDS
Aundrea Allison, vs. Detroit (12/2/07)	104t
Percy Harvin, vs. San Francisco (9/27/09)	101t
Percy Harvin, vs. Detroit (11/30/00)	95t

LONGEST PUNT RETURNS IN A GAME AT MOA FIELD - VIKINGS

PLAYER, GAME	YARDS
Leo Lewis, vs. Atlanta (11/22/87)	78t
Mewelde Moore, vs. New England (10/30/06)	71t
Troy Walters, vs. Detroit (11/15/98)	63t

LONGEST FUMBLE RETURNS IN A GAME AT MOA FIELD - VIKINGS

PLAYER, GAME	YARDS
Dwayne Rudd, vs. Chicago (12/6/98)	94t
Kevin Williams, vs. Jacksonville (11/28/04)	77t
Dwayne Rudd, vs. Cincinnati (11/15/98)	63t
Joey Browner, vs. San Diego (9/2/84)	63t



BUD GRANT

CONSULTANT

Bud Grant holds a notable place in the history of the Vikings franchise but also in the state of Minnesota. An icon of the sport and the team, Grant and the Vikings were synonymous for his 18 seasons as head coach of the club.

Grant retired as the winningest head coach in team history following the 1985 season, capping a career that would be honored with induction into the Pro Football Hall of Fame less than a decade later. Grant's place among the giants of the game is marked by a career regular season record of 158-96-5, winning 11 division titles in his 18 seasons and leading the Vikings to the Super Bowl 4 times.

Grant's coaching career began in the Canadian Football League in 1957 with the Winnipeg Blue Bombers. Grant moved to the sideline for 10 seasons (1957-66) immediately after retiring as a player for the Blue Bombers from 1953-56 where he played both ways as a WR/DB and was a Western Conference All-Star 3 times. During a playoff game against Saskatchewan, Grant snared 5 INTs to set a pro football record for a game. He entered pro football as a player with the Philadelphia Eagles for 2 seasons in 1951-52, ranking 2nd in the NFL in receiving in 1952. Grant had a 203-yard receiving day against the Dallas Texans in 1952 that still ranks as the 4th-best day in Eagles history.

As a coach in Canada, Grant led Winnipeg to the Grey Cup 6 times, winning the title 4 times - 1958, '59, '61, '62. Grant is the

1st person to be elected to the Pro Football Hall of Fame and the Canadian Football Hall of Fame.

Despite his many connections to Minnesota, Grant is a native of Superior, WI and graduate of Superior High. Upon graduation in 1945 he enlisted in the Navy and spent his basic training at Great Lakes Naval Station in Chicago where he played on a base football team coached by fellow Hall of Famer Paul Brown. Grant enrolled at the University of Minnesota where he would be a 3-sport standout in football, basketball and baseball. He twice earned All Big Ten honors in football. He was sought after as a pro athlete, being drafted by the Philadelphia Eagles and the NBA's Minneapolis Lakers. He won a pair of NBA titles with the Lakers in 1950 and '51 before turning to football where he played in 1951 and '52 for the Eagles. He was the 2nd-leading receiver in the NFL in 1952 before a contract dispute led him to Winnipeg to finish his playing career.

The Grant family is prominent in Minnesota in many areas. The matriarch of the Grant family, Bud's wife of 59 years, Pat, passed in the spring of 2009. Grant has 6 children, 19 grandchildren and 2 great-grandchildren.



FRED ZAMBERLETTI

CONSULTANT-TEAM HISTORIAN

Fred Zamberletti has a long and storied history with the franchise and has had a hands-on role in building of the Vikings franchise from an expansion club in 1961 to a team that has become ingrained in the fabric of life of the Upper Midwest. Zamberletti had a streak being on hand for 1,049 consecutive Vikings games, dating to the start of the franchise in 1961, snapped in 2011 at Washington, but he bounced back to start a new streak the following week in the 2011 finale vs. Chicago.

Zamberletti has earned the respect and trust of countless players and staff during his tenure with the Vikings. In his time with the team Zamberletti has been a friend, brother, father figure and mentor to countless players, coaches and co-workers. When the team held Fred Zamberletti Day on December 20, 1998 before kickoff of the Vikings-Jacksonville Jaguars game, over 100 Vikings alumni turned out to celebrate with him. To the media he's known as "Trainer for Life." Former head coach Bud Grant acknowledged him as the "Cornerstone of the Vikings" and former General Manager Mike Lynn referred to Fred as "Mr. Viking." The players with respect and admiration refer to him as "The Man." To his friends and compatriots he is known as "The Voice of Reason." Zamberletti was the Head Trainer from 1961-98, Coordinator of Medical Services from 1999-2001 and currently Senior Consultant.

A successful entrepreneur and a man of deep religious

beliefs, the 78-year-old Zamberletti was a 1st Lieutenant in the U.S. Infantry. Following his graduation from the University of Iowa he served as chief physical therapist at Hibbing General Hospital in 1959 and head athletic trainer at the University of Toledo in 1960 before joining the Vikings at the team's inception in 1961.

Zamberletti is a native of Melcher, IA, and in addition to numerous professional awards he was inducted into the Minnesota Athletic Trainers Hall of Fame and was chosen Professional Athletic Trainer of the Year in 1986 by the Drackett Company of Cincinnati. He and the Vikings staff earned the 1996 NFL Athletic Training Staff of the Year. In 1999 he earned the Cain Fain Award at the NFL Physicians Sports Sciences Symposium and is an Honorary Fellow of the Minneapolis Sports Medicine Center.

Recognized by the governor as an Honorary Ambassador of the State of Minnesota, Zamberletti has also received Minneapolis' Honorary Citizen Award. In 2011, Zamberletti was recognized by his alma mater, the University of Iowa, with the Distinguished Alumni Award.



JEFF ANDERSON

DIRECTOR OF CORPORATE COMMUNICATIONS

Jeff Anderson is currently in his 11th season with the Vikings and his 3rd as Director of Corporate Communications. Anderson plays a lead role in external and strategic communications, serving as a team spokesman and developing communication programs on non-football initiatives, including public affairs, community relations, sales and marketing, business affairs and crisis communications.

Most recently, Anderson worked closely on the organization's internal stadium team and with Vikings ownership in the quest to build a new home for Vikings football, an effort that culminated with the passage of stadium legislation on May 10, 2012. Anderson led media relations, external and strategic communications and grass roots development. Moving forward, he will continue to play a key role with the Vikings stadium team during the 4-year design and construction period

leading to the new facility's opening in 2016. Anderson also assists with the Vikings social media strategy and provides media relations support for players and coaches.

A native of Adair, Iowa, Anderson graduated from Buena Vista University before joining the Vikings as a public relations intern in 2003. Anderson has assisted the NFL public relations staff during two NFC Championships. He serves on the boards of the Minneapolis Regional Chamber of Commerce, the East Downtown Council, and Buena Vista's National Alumni Association. Anderson resides in Bloomington.



BOB HAGAN

DIRECTOR OF PUBLIC RELATIONS

Entering his 23rd season in 2013 with the Vikings and his 16th as Director of Public Relations, Bob Hagan is responsible for coordinating print and electronic media coverage of the Vikings as well as overseeing the publication of the official team guide, team records and archives.

A 1990 graduate of Iowa State University with a bachelor's degree in mass communications, Hagan was an intern in 1989-90 for KARE 11-TV. In 1991 Hagan served as an intern in the Vikings public relations office under Merrill Swanson. In 1992 he was hired full time and served as an assistant under Swanson and then Dave Pelletier until his promotion to Director

of Public Relations prior to the 1998 season. Following the 1998 and 2000 seasons, Hagan accompanied the Vikings staff and helped the NFL with PR efforts at the Pro Bowl. Recently, he has worked with the NFL PR staff at the past 11 Super Bowls.

A Twin Cities native, Hagan is a 1986 graduate of Wayzata High School. Hagan and wife Val reside in Plymouth, with children Matt, Carley and Brad.



LUTHER HIPPE

DIRECTOR OF OPERATIONS-TEAM TRAVEL

Luther Hippe returns as Director of Operations-Team Travel in 2013, his 8th season in that role and his 20th overall season with the Vikings. Hippe is responsible for all aspects of team travel and transportation while serving as the point person for off-season travel including bringing in players during the free agency visit process. The 2010 season presented unique challenges to Hippe and the Operations and Facilities staffs after the weather-related collapse of the domed roof at MQA Field and the moving of the final pair of home games for the Vikings to Detroit's Ford Field and TCF Bank Stadium on the campus of the University of Minnesota.

Hippe is one of the Vikings' longest-tenured employees and got his first exposure to the team as a training camp

intern in 1993. He returned to the team as a season-long intern in 1994 and was hired to the staff in the spring of 1995 as an assistant in the team operations and personnel departments. After a season in a shared capacity, Hippe turned his focus to operations.

Hippe was a four-year basketball letterman at Sioux Falls College in his hometown. He earned his bachelor's in mass communications from SFC in 1987 and master's from MSU-Mankato in 1994.

Hippe has been active with the Big Brothers/Big Sisters program in the Twin Cities and charitable endeavors in his hometown. Hippe and wife, Emily, reside in Chanhassen with their son, George and twins Ingrid and Levi.



PHIL HUEBNER

DIRECTOR OF TICKETING & HOSPITALITY

Phil Huebner enters his 16th season with the Vikings as the Director of Ticketing and Hospitality in 2013.

Since October 1998, Huebner has overseen and revamped the successful Vikings Ticket Sales and Operations Departments, which are responsible for customer service and the sale of season, group and individual tickets along with hospitality packages. In 1999 season ticket sales were capped at 60,000, an increase of 17,000 from the 1998 season. Entering the 2011 season the Minnesota Vikings have sold out 134 consecutive pre-season, regular season and playoff games at Mall of America Field. The three largest home crowds in team history have been during Huebner's tenure, including the team-record 64,482 fans who watched the Vikings battle Green Bay

on 11/2/03. The Vikings have topped the 500,000 mark for home attendance in each of the past 14 seasons, setting the franchise record at 513,437 in 2003.

Huebner joined the Vikings after 12 years with the Minnesota Twins where he was in various sales positions and spent the final two years as the Director of Sales.

A 1986 graduate of Wisconsin-Stevens Point, he has a bachelor's in political science. Huebner and wife, Debbie, have two children, Rebecca and Bret, and reside in Andover.



DANNON HULSKOTTER

DIRECTOR OF MARKETING & BUSINESS DEVELOPMENT

The 2013 season will be Dannon Hulskotter's 13th with the Vikings. Hulskotter and the Marketing Department are responsible for managing the team's branding, marketing, promotions, game entertainment/production, digital and social initiatives along with corporate hospitality and all partner and fan special events.

Hulskotter acts as the main liaison with the team's flagship radio station, network radio affiliates, and local ancillary TV and pre-season TV partner programming.

Prior to joining the Minnesota Vikings, Hulskotter worked

with Pacers Sports & Entertainment in Indianapolis from 1999-2001 and CAVS/Gund Arena Company in Cleveland from 1994-99.

A graduate of the University of Iowa with a degree in sports management, Hulskotter and wife, Amy, have two sons, Jack and Alex, and reside in Prior Lake.



KIM KLAWITER

DIRECTOR OF SECURITY

Entering his 8th season as the Vikings' Director of Security in 2013, Kim Klawiter has worked with the team in game day and special events security since 2001.

Klawiter has a broad background in law enforcement and in the military, experience that benefits the organization as he has responsibility for the security of the Vikings owners, players and staff and the team headquarters at Winter Park. Klawiter coordinates with the Minneapolis Police Department for security at the Metrodome during Vikings home games.

A 24-year veteran of the Minnesota State Patrol, Klawiter retired as a lieutenant. He spent 15 years coordinating VIP visits to the state and was responsible for the State Patrol's highly-trained Special Response Team. Klawiter escorted Mikhail Gorbachev on his visit to the state and has provided security to three U.S. Presidents and other prominent public figures.

Klawiter was drafted into the U.S. Army in 1968 and served

as a platoon sergeant in Vietnam where he earned the Bronze Star for heroism among other honors. He spent 14 total years in the military between active duty, National Guard and Army Reserve. After his tour of duty, Klawiter returned to school at the University of Minnesota, majoring in sociology.

Klawiter resides in Arden Hills with wife, Kathy. The couple has two children, Kelly and Kyle, and four grandchildren, Hunter, Tanner, Alyssa Marie and Wyatt.



LISA LARSON

DIRECTOR OF HUMAN RESOURCES

Lisa Larson begins her 8th season with the Vikings in 2013 and directs the employee relations, benefits, staffing, performance management, compensation, compliance, workers compensation and safety for the Vikings staff. Larson's responsibilities cover the Vikings players and coaches, full-time staff and over 400 seasonal and part-time employees.

Larson has over 15 years of experience in human resources in several varied industries, from insurance to printing and manufacturing. Before joining the Vikings in 2006, Larson spent 2004-06 in human resources at Minnesota-based power

sports giant Polarix.

A native of Minnesota, Larson attended Robbinsdale Cooper High School. She captained the North Hennepin Community College softball team before transferring to St. Cloud State University where she earned a bachelor's degree in management with an emphasis in human resources.

Larson and her husband Kris reside in Rogers with their children Kalvin and Lauren.



CHAD LUNDEEN

DIRECTOR OF OPERATIONS & FACILITIES

The 2013 season will mark Chad Lundeen's 16th with the Vikings and 4th overseeing facilities operations at Winter Park and coordinating operations at Mall of America Field for the team.

Lundeen has been associated with the team since 1998 when he did an internship with the club and was hired full time in 2000 with duties in Operations and Community Relations. In recent years Lundeen has handled the Vikings' training camp efforts at Minnesota State University, Mankato.

Already familiar with the Mankato scene, Lundeen was a natural fit. He earned a bachelor's degree in business administration from MSU and exemplified the model of the student-athlete. A four-year competitor on the Maverick hockey team,

Lundeen was a summa cum laude graduate and a recipient of MSU's prestigious Preska Scholarship, presented annually to a top student who is involved actively in campus life. Lundeen earned the Team Leadership Award for his efforts in hockey as a junior. Lundeen continued his education at MSU as a graduate assistant in the athletics department and earned his master's degree in sports management.

A 1993 graduate of Little Falls (MN) High, Lundeen and wife, Lindsay, reside in Chaska with their daughter, Evelyn, son, Titus and are expecting a newborn in summer 2013.



BRAD MADSON

**EXECUTIVE DIRECTOR OF COMMUNITY RELATIONS/
YOUTH FOOTBALL**

Brad Madson first joined the Vikings staff in 1992 and enters his 18th season in 2013 heading up team community relations and expanding the club's youth football initiatives.

In his tenure, Madson has developed the Vikings community relations into one of the NFL's strongest. Madson has worked with a pair of players who have garnered the prestigious Walter Payton Man of the Year award from the NFL - Cris Carter in 1999 and Madiou Williams in 2010. In 2011, former Viking Matt Birk won the award after being a finalist in 2008.

The Vikings have implemented Community Tuesday as a concept that has been adopted League-wide. Community Tuesdays have Vikings players active in community events at local schools, hospitals, recreation centers and other nonprofit

organizations on their only day off of the week during the season. In 2009, Madson received the "Distinguished Service Award" from the Minnesota Football Coaches Association.

Madson worked with the Vikings suite and ticket sales efforts from 1992-96 before moving into community relations. A graduate of the University of Minnesota in journalism, Madson worked in television sports as an anchor and reporter prior to joining the Vikings. Madson was a member of the Golden Gophers' Big 10 champion tennis team during his college career.

Madson is single and resides in Minneapolis.



BOB MARCUS

DIRECTOR OF VIDEO

In his 13th season with the Vikings in 2013, Bob Marcus is in his 12th as Director of Video after serving as Director of Digital Video in 2001.

Marcus is responsible for overseeing all aspects of videotaping Vikings practices and games as well as distributing video to coaches and players.

The Vikings utilize a digital video network that features viewing stations in each meeting room and coach's office. Every NFL game and all practice footage is shot in HD and put online to be instantly accessed by players, coaches and scouts.

Prior to joining the Vikings in 2001, Marcus worked with the University of Minnesota Golden Gopher football program as video coordinator for 17 years. A native of Minneapolis, he attended Edison High School. Marcus is a 1982 graduate of the University of Minnesota with a degree in photojournalism.

As an undergraduate, Marcus was a student assistant for the Gophers and got his start filming practices and games for

the football team. Marcus was hired by the University full-time in 1984. During his tenure with Minnesota, he worked with Gophers head coaches Joe Salem, Lou Holtz, John Gutekunst, Jim Wacker and Glen Mason. The 1985 Gophers won the Independence Bowl, the '86 club played in the Liberty Bowl, the '99 team was in the Sun Bowl and the 2000 Gophers played in the Micron PC Bowl.

Marcus and his wife, Tami, have two children, Rob and Amy, and reside in Champlin.



J.P. PAUL

DIRECTOR OF SUITES & PREMIUM SEATING

The 2013 season will be J.P. Paul's 11th season with the Vikings organization and his 8th season as the team's Director of Suites & Premium Seating.

As part of his responsibilities, Paul oversees all sales and operational aspects of Mall of America's Private Suites and serves as the Vikings Suite liaison with Aramark and Main Gate, which provide catering services and merchandise fulfillment, respectively, for the Private Suites. Under Paul's leadership, the Vikings also introduced the Legends Club and TicketExchange Touchdown Club. These exclusive Premium Seating areas were the first of their kind in the history of the stadium. In 2010, the Vikings Premium Seating Department introduced the Gridiron Club, a brand new members-only club/bar which will further enhance the game day experience for Vikings fans.

Along with his day-to-day responsibilities with the Vikings, Paul is a member of the Association of Luxury Suite Directors where he served as the NFL's 2007 Premium Seating Committee Chairman and is also very active coaching youth baseball and basketball. A lifelong sports fan and participant, he played Division I collegiate baseball at Miami University in Oxford, Ohio, where he graduated in 1992 with a bachelor's degree in marketing.

J.P. and his wife, Megan, reside in Chaska with their three sons, Ryan, Matthew and Nicholas.



LES PICO

EXECUTIVE DIRECTOR OF PLAYER DEVELOPMENT/LEGAL


Entering his 9th season with the Vikings in 2013 and his 15th in the NFL, Les Pico serves the Vikings as Executive Director of Player Development/Legal.

Pico is responsible for heading the Vikings efforts in continuing education, family assistance and career internships. Pico joins players at the annual Rookie Symposium, serving as a team liaison between the NCAA and the team and legal issues that arise concerning players, coaches and staff. Pico helped implement a Vikings "mini-symposium" to assist rookies in their transition to life in the NFL and he lends his expertise to the team during the NFL Combine and during the free agency period. In 2008, the Vikings were honored by the NFL with the Player Development Continuing Education Award when an NFL-high 9 players were enrolled in school.

Pico joined the Vikings after 4 seasons with the Kansas City Chiefs where he worked as Player Development Coordinator/Legal. Pico worked with NFL Security from 1998-2000 and with the NCAA from 1991-98 as an enforcement representative.

A native of Mesa, AZ, he attended Scottsdale Community College where he was a decorated QB and team MVP. After SCC, Pico went on a 2-year LDS mission was involved in private business. He returned to Arizona State to complete his bachelor's where he was a Cum Laude graduate in criminal justice in 1987 and went on to law school at Washburn (KS) University, earning his Juris Doctorate in 1991. Pico served as an assistant football coach at Washburn while attending law school.

Pico and his wife, Rita, have four children.



DENNIS RYAN

EQUIPMENT MANAGER

One of the veteran equipment managers in the NFL, Dennis Ryan enters his 38th season on service with the Vikings in 2013. A lifetime resident of St. Paul, Ryan joined the Vikings in 1976 as an assistant to Jim "Stubby" Eason, who spent 20 years as the Vikings Equipment Manager. Ryan was elevated to the position in June 1981. At a mere 21, Ryan became the youngest equipment manager in the NFL. He is only the second person in Vikings history to hold the job.

In 1984 Ryan designed the first eye shield to be worn by a player in an NFL game, creating a shield to protect defensive

lineman Mark Mullaney, who had suffered an eye injury in a previous game. The revolutionary idea caught on and evolved into a common piece of football equipment. In March 1995 Ryan received the Whitey Zimmerman Award, recognizing the NFL's Equipment Manager of the Year.

Ryan attended the University of Minnesota (1978-79) and University of St. Thomas (1980-81). He and wife Laura, have three children, Ben, Maureen and Annie, and reside in St. Paul.



MIKE SLATES

DIRECTOR OF SALES & SERVICE

Mike Slates begins his 14th season with the Vikings in 2013 as Director of Corporate Sales & Service. Slates is responsible for overseeing all aspects of corporate sponsorship revenue, including media, signage, print, internet, promotional and special event sales. Under his leadership and with the addition of radio and television broadcast rights, the group has totaled record-setting revenues each year. Slates also directs the Partnerships group, which is responsible for providing an elite level of service to the team's corporate partners via corporate travel/hospitality, in- and out-of-stadium promotions and

special events as well as other corporate partnership elements.

Prior to joining the Vikings, Slates was a Corporate Sales Consultant for the NBA's Cleveland Cavaliers. From 1998-2000, he was Director of Corporate Sales for the Columbus Crew of Major League Soccer. During that time the Crew opened the nation's first professional soccer-specific stadium.

Slates, who earned his bachelor's degree in sports management at Bowling Green State University, has a daughter, Rachel, and a son, Noah. Slates resides in Shakopee.

VIKINGS STAFF



Amy Anthony
Events & Hospitality Manager



Don Becker
Consultant - Stadium & Real Estate Development



Kristen Bendt
Social Media Coordinator



Charlie Boeckenheuer
Ticket Account Executive



Luke Burson
Football Information Systems Analyst



Ryan Cardinal
Interactive Marketing Coordinator



Jim Cima
Senior Project Manager



Laura Culbertson
Account Executive



Grant Davison
Turf Manager



Anne Doepner
Manager of Football Administration



Tanya Dreesen
Corporate Sales Manager



Alicia Dreyer
Graphic Design Specialist



Peter Duggan
Corporate Sales Manager



John Dvorak
Account Executive



Jon Elstrom
Public Relations Assistant



Ashley Engels
Business and Legal Affairs



Jacque Ferjak
Staff Accountant



Nathan Fix
Marketing Partnerships Manager



Kieron Frazier
Business and Legal Affairs



Adam Groene
Assistant Equipment Manager

VIKINGS STAFF



Travis Hamre
Senior Account Executive-
Group Ticket Sales



Bryan Harper
Senior Marketing Manager,
Executive Producer, V.E.N.



Robyn Harrower
Office Assistant



Todd Hauck
Information Technology
Specialist



Mike Huiras
Editor and Videographer



Trish Huizinga
Executive Assistant to Owners




Lois Hyde
Executive Assistant



Taylor Jacobson
Graphic Design Specialist



Deb Jones
Marketing Manager-
Special Events



Andy Kenutis
Team Photographer



Steve Kilchenman
Video Assistant



Natalie Kolander
Corporate Sales Manager



Tami Krause
MVC Head Coach &
Coordinator



Patrick Leopold
Vikings Children's Fund
Coordinator



Sharon Lohmar
Ticket Sales Representative



Mike Manahan
Manager of Suite Operations



Paul Martin
Team Operations Coordinator/
Training Camp



Tracy McDonald
Executive Assistant



Geji McKinney
Director of Food Service
Operations



Chrissy Meagher
Executive Assistant

VIKINGS STAFF



Joe Mee
Manager of Ticket Operations



Doug Melnyk
Corporate Sales Manager



Carl Miklas
Controller



Nick Miller
Video Assistant



Nick Miller
Facilities Assistant



Justin Miner
Facility Manager



Marc Morgan
Senior Corporate Sales
Manager



Stuart Morrow
Account Executive



Jay Nelson
Multimedia Specialist/
Studio Supervisor



Paul Nelson
Manager-Football Information
Systems



John Neppi
Ticket Sales Manager



Aaron Neumann
Assistant Equipment Manager



Cheryl Nygaard
Director of
Information Technology



Chuck Pamperin
Ticket Sales Representative



Carrie Peterson
Dietician Consultant



Mary Redmond
Executive Assistant to the
Head Coach



Steve Reed
Senior Account Executive



Emily Rooney
Marketing Partnerships
Coordinator



C.J. Rugh
Sales & Marketing
Coordinator



Nicole Santelman
Manager of Private Suite Sales

VIKINGS STAFF



Tiffany Scott
Corporate Sales Assistant



Ann Schumacher
Accounting Manager



Genette Sekse
Marketing Coordinator



Carla Smith
Payroll Supervisor/Accountant



Mark Smith
Database Manager



Jordan Struck
Editor and Videographer



Erin Swartz
Marketing Manager -
Branding & Digital Strategy



Brett Taber
Marketing Coordinator



Kimi Tonneson
Accounting Clerk



Viktor
The Viking



Allan Wertheimer
Production Coordinator



Tom West
Assistant Director of
Public Relations



Katie Wilharm
Marketing Partnerships
Coordinator



Kelly Wilske
Executive Assistant -
General Manager



Will Windsperger
IT Helpdesk
Support Technician



Mike Wobschall
Vikings.com Writer/Editor

EXTRA POINTS
HISTORY
PLAYOFF RECORDS
RECORDS
2012 SEASON
ROOKIES
PLAYERS
COACHES
STAFF
EXECUTIVES
KICKOFF

2013 VIKINGS STAFF DIRECTORY

OWNER/CHAIRMAN Zygi Wilf
OWNER/PRESIDENT Mark Wilf
OWNER/VICE CHAIRMAN Leonard Wilf
OWNERSHIP PARTNERS Jeffrey Wilf,
 Reggie Fowler, Alan Landis, David Mandelbaum

EXECUTIVE STAFF

General Manager Rick Spielman
 VP of Public Affairs & Stadium Development Lester Bagley
 VP of Football Operations Rob Brzezinski
 VP of Sales & Marketing & Chief Marketing Officer... Steve LaCroix
 VP of Finance & Chief Financial Officer..... Steve Poppen
 VP of Legal Affairs & Chief Administrative Officer.. Kevin Warren
 VP of Strategic Planning and Business Initiatives...Jonathan Wilf

CONSULTANTS

Consultant Bud Grant
 Consultant-Team Historian Fred Zamberletti
 Consultant-Stadium & Real Estate Development..... Don Becker
 Senior Project Manager Jim Cima

ADMINISTRATION

Executive Assistant to Owners Trish Huizinga
 Executive Assistant Tracy McDonald
 Executive Assistant Lois Hyde
 Executive Assistant Chrissy Meagher
 Office Assistant..... Robyn Harrower

COACHING STAFF

Head Coach..... Leslie Frazier
 Offensive Coordinator Bill Musgrave
 Special Teams Coordinator..... Mike Priefer
 Defensive Coordinator Alan Williams
 Asst. Head Coach/Linebackers..... Mike Singletary
 Defensive Line Brendan Daly
 Offensive Line Jeff Davidson
 Quarterbacks Craig Johnson
 Tight Ends Jimmie Johnson
 Linebackers Fred Pagac
 Assistant Defensive Line..... Diron Reynolds
 Running Backs..... James Saxon
 Assistant Offensive Line Ryan Silverfield
 Wide Receivers George Stewart
 Assistant Special Teams Ryan Ficken
 Defensive Backs Joe Woods
 Head Strength and Conditioning..... Tom Kanavy
 Assistant Strength and Conditioning..... Martin Streight
 Assistant Strength and Conditioning..... Aaron McLaurin
 Quality Control-Offense Clint Kubiak
 Defensive Assistant- DBs..... Jeff Imamura
 Assistant QBs Kevin Stefanski
 Assistant to Head Coach Jeff Howard
 Executive Assistant to Head Coach..... Mary Redmond

PLAYER PERSONNEL/FOOTBALL ADMINISTRATION

Assistant General Manager George Paton
 Director of College Scouting Scott Studwell
 Director of Pro Scouting Ryan Monnens
 Assistant Director of College Scouting..... Jamaal Stephenson
 Pro Scout Scott Kuhn
 Pro Scout Jeff Robinson
 College Scout Frank Acevedo
 College Scout Reed Burckhardt
 College Scout Terrance Gray
 College Scout Kevin McCabe
 College Scout Pat Roberts
 College Scout Mike Sholiton
 Blesto Scout Steven Price
 Manager-Football Information Systems Paul Nelson
 Manager of Football Administration.....Anne Doepner

Football Information Systems Analyst Luke Burson
 Executive Assistant-General Manager Kelly Wilske
 Personnel Consultant Conrad Cardano
 Personnel Consultant Jerry Reichow
 Personnel Consultant Paul Wiggins

EQUIPMENT

Equipment Manager Dennis Ryan
 Assistant Equipment Manager Aaron Neumann
 Assistant Equipment Manager Adam Groene

MEDICAL

Head Athletic Trainer Eric Sugarman
 Assistant Athletic Trainer Tom Hunkele
 Assistant Athletic Trainer Rob Roche
 Assistant Athletic Trainer Matt Duhamel
 Team Physician Joel Boyd, M.D.
 Team Physician Sheldon Burns, M.D.
 Team Physician Gary Fetzer, M.D.
 Team Physician David Olson, M.D.

OPERATIONS/FACILITIES

Director of Operations-Team Travel Luther Hippe
 Director of Operations & Facilities Chad Lundeen
 Team Operations Coordinator/Training Camp Paul Martin
 Turf Manager Grant Davisson
 Facility Manager Justin Miner
 Facilities Assistant Nick Miller

DINING

Director of Food Service Operations Geji McKinney
 Dietician Consultant Carrie Peterson

PLAYER DEVELOPMENT/LEGAL

Executive Director of Player Development/Legal..... Les Pico
 Business and Legal Affairs Kieron Frazier
 Business and Legal Affairs Ashley Engels

VIDEO

Director of Video..... Bob Marcus
 Video Assistant Nick Miller
 Video Assistant Steve Kilchenman

SECURITY

Director of Security..... Kim Klawiter

SALES AND MARKETING

Director of Marketing & Business Development.....Dannon Hulskotter
 Events & Hospitality Manager..... Amy Anthony
 Marketing Manager- Branding and Digital Strategy ...Eri Swartz
 Graphic Design Specialist Alicia Dreyer
 Graphic Design Specialist Taylor Jacobson
 Marketing Manager- Special Events Debra Jones
 Executive Producer- Vikings Entertainment Network ... Bryan Harper
 Multimedia Specialist/Studio Supervisor Jay Nelson
 Editor & Videographer Jordan Struck
 Editor & Videographer Mike Huiras
 Production Coordinator Allan Wertheimer
 Interactive Marketing Coordinator Ryan Cardinal
 Marketing Coordinator Genette Sekse
 Marketing Coordinator Brett Taber
 Marketing Coordinator Brandon Clemens
 Vikings.com Writer/Editor Mike Wobschall
 Social Media Coordinator Kristen Bendt
 MVC Head Coach & Coordinator Tami Krause
 Sales & Marketing Coordinator..... C.J. Rugh
 Team Photographer Andy Kenutis

CORPORATE SALES & SERVICE

Director of Corporate Sales & Service Mike Slates
 Marketing Partnerships Manager Nathan Fix
 Marketing Partnerships Coordinator Emily Rooney
 Marketing Partnerships Coordinator Katie Wilharm
 Senior Corporate Sales Manager Marc Morgan

Corporate Sales ManagerPeter Duggan
 Corporate Sales ManagerTanya Dreesen
 Corporate Sales ManagerDoug Melnyk
 Corporate Sales Manager Natalie Kolander
 Corporate Sales Assistant Tiffany Scott
VIKINGS CHILDREN'S FUND
 Vikings Children's Fund Coordinator..... Patrick Leopold
TICKETS/SUITES
 Director of Ticketing & Hospitality Phil Huebner
 Director of Suites & Premium Seating J.P. Paul
 Manager of Ticket Operations Joe Mee
 Manager of Private Suite Sales Nicole Santelman
 Ticket Sales Manager John Nepl
 Manager of Suite OperationsMike Manahan
 Database ManagerMark Smith
 Ticket Sales Representative.....Sharon Lohmar
 Ticket Sales Representative..... Chuck Pamperin
 Senior Account Executive..... Steve Reed
 Senior Account Executive-Group Ticket Sales... Travis Hamre
 Account Executive Charlie Boeckenheuer
 Account Executive Laura Culbertson
 Account Executive Stuart Morrow
 Account Executive John Dvorak
ACCOUNTING/FINANCE
 Controller Carl Miklas
 Accounting Manager Ann Schumacher
 Payroll Supervisor/AccountantCarla Smith

Staff Accountant.....Jacque Ferjak
 Accounting Clerk..... Kimi Tonneson
COMMUNITY RELATIONS
 Exec. Director of Community Relations/Youth FootballBrad Madson
HUMAN RESOURCES
 Director of Human Resources..... Lisa Larson
INFORMATION TECHNOLOGY
 Director of Information Technology Cheryl Nygaard
 Information Technology Specialist..... Todd Hauck
 IT Helpdesk Support Technician.....Will Windsperger
PUBLIC RELATIONS
 Director of Public Relations..... Bob Hagan
 Director of Corporate Communications Jeff Anderson
 Assistant Director of Public Relations Tom West
 Public Relations AssistantJon Ekstrom



2013 VIKINGS CHEERLEADERS

To book an appearance by the Minnesota Vikings Cheerleaders or to get information on their many programs, including the Junior Cheerleaders and Senior Cheerleaders, visit vikings.com or contact the Cheer Coordinator at 952-828-6530. The ladies make appearances at corporate, charity, community and sponsor events throughout the year and travel in support of our troops serving overseas. Cheerleader merchandise can be found online at vikings.com and at local stores.






2013

TEAM GUIDE

PLAYERS



JARED ALLEN #69

POSITION: Defensive End
HEIGHT/WEIGHT: 6-6/270
DOB: 4-3-82
HOMETOWN: Los Gatos, CA

COLLEGE: Idaho State
ACQUIRED: Trade (KC) for 2008
NFL SEASON: 10
VIKINGS SEASON: 6

GAMES/STARTS (regular season, playoffs) 2004 (15/10-KC), 2005 (16/15-KC), 2006 (16/16, 1/1-KC) 2007 (14/14-KC), 2008 (16/16, 1/1), 2009 (16/16, 2/2), 2010 (16/16), 2011 (16/16), 2012 (16/16, 1/1). **Total-** 141/135, 5/5 (61/55, 1/1-KC; 80/80, 4/4-Minn.).

- Broke Vikings record with 22.0-sack season in 2011 and came within .5-sack of matching NFL single-season record.
- Led NFL in sacks for 2nd time in his career in 2011, a feat he accomplished in 2007 with 15.5.
- Earned 1st-Team A.P. All-Pro honors in 2011, the 4th time in his career and 3rd time as a Viking.

OFF THE FIELD A long-time supporter of veterans, started Jared Allen's Homes for Wounded Warriors in 2010, a charity to provide handicap-accessible homes for veterans returning from duty...Took part in USO tour to Iraq in March 2009...Majored in mass communications at ISU...Spent parts of his 2009 offseason hunting throughout North America, pursuing wolves, bison and elk to name a few...Took a bison while archery hunting on Relentless Pursuit TV show...Published a wild game cook book, The Quarterback Killer's Cookbook...Has a brother in the Marine Corps...Owns a clothing company, Jared Allen 69, featuring his trademark caps and t-shirts, available at JaredAllen69inc.com...Active with Juvenile Diabetes Foundation...Father, Ron, was a football standout at Jamestown (ND) College who went to training camp with the Vikings and played in the USFL...Older brother played football at Jamestown and his younger brother played at Idaho State before joining the Marine Corps...Visited Moorhead, MN, area as part of the 2008 Vikings You Made The Team Community Tour...Married in spring 2010, couple had a daughter in 2011.

PRO Set new Vikings record and career-best with 22.0 sacks in 2011, nearly matching the NFL record of 22.5...Leads NFL since his rookie year in 2004 with 105.0 sacks...Ranks 6th in Vikings history with 74.0 career sacks...Earned 1st-Team Associated Press All-Pro and Pro Bowl honors in 2011...Was runner-up in 2011 AP Defensive Player of the Year voting...Earned 1st-Team Associated Press All-Pro honors and Pro Bowl berths from 2007-09...Led Vikings and ranked 2nd in the NFL with 14.5 sacks in 2009...Matched NFL career record and set Vikings record

TOP OF THE HEAP

Jared Allen leads the NFL in sacks since entering the league as a 4th-round pick and the 12th DE drafted in 2004. He joined Reggie White as the only NFL players to notch at least 14.5 sacks in 3 straight seasons (2007-10). He notched his career-high 4.5 sacks in a game vs. Green Bay (10/5/09).

2004-12 NFL SACKS

PLAYER	SACKS
Jared Allen	117.0
DeMarcus Ware	111.0

VIKINGS SINGLE-GAME SACKS

PLAYER	SACKS
Randy Holloway, vs. Atlanta, 9/16/84	5.0
Jared Allen, vs. Green Bay, 10/5/09	4.5

with 4 career safeties...Had career-best 2 INTs during 2010... Scored 4 career TDs, 2 on defense with a 36-yard INT return at Detroit (1/2/11) and returned a fumble 52 yards for a score at St. Louis (10/11/09)...Scored 2 TDs on receptions in goal-line situations while with Kansas City...Posted 4.5 sacks vs. Green Bay (10/5/09), the 2nd-most in a game in Vikings history... Has 20 career multi-sack games, including playoffs...Acquired by the Vikings via trade with Kansas City on 4/23/08, sending the Vikings 1st-round pick (#17) and both 3rd-round picks (#73, #82) along with swapping 6th-round picks (#182 for #187) with the Chiefs...His 15.5 sacks in 2007 is the 2nd-best single-season performance in Kansas City history behind Derrick Thomas' 20.0 in 1990...Ranks 6th in Chiefs history with 43.0 career sacks...Set Chiefs record and led NFL with 6 fumble recoveries in 2006...Scored a pair of TDs on goal-line receptions in 2007, hauling in a 2-yard pass vs. San Diego (12/2/07) and a 1-yarder at Detroit (12/23/07)...Entered the NFL as a 4th-round pick (#126) by Chiefs in 2004...Was the 12th DE drafted in 2004.

HONORS Named to **50 Greatest Vikings** team as part of 50th season celebration in 2010...2007, 2008, 2009, 2011 1st-Team Associated Press All-Pro...2007, 2008, 2009, 2011, 2012 Pro Bowl...Vikings 2009 and 2011 Defensive MVP as voted by teammates...NFC Defensive Player of the Week vs. Chicago (11/30/08)... AFC Defensive Player of the Month in October 2007...AFC Defensive Player of the Week vs. Washington (10/16/05)...2006 USA Today All-Joe Team...2004 Pro Football Weekly All-Rookie Team.

2012 Led team with 12.0 sacks, becoming the 1st Viking to lead the team in sacks 5 straight seasons since John Randle (1996-2000)...Earned 5th berth in Pro Bowl...Notched a sack against Aaron Rodgers in Wild Card Playoffs at Green Bay (1/5/13), his 4th sack of Rodgers in the 3 regular season and playoff games during the season...Had 3 games with 2.0 sacks on the season, vs. Arizona (10/21), at Green Bay (12/2) and at Houston (12/23)...Had span of 6 consecutive games with a sack in September and October...Including playoff game, ended season with sacks in 3 straight games.

2011 Broke team record held by Hall of Famer Chris Doleman since 1989 with a 22.0-sack performance, capped by a season-best 3.5 sack day against Chicago (1/1/12) in the season finale... Nearly matched NFL's single-season sack record of 22.5 in a season held by Michael Strahan...Earned A.P. 1st-Team All-Pro honors, a Pro Bowl berth and was runner-up in NFL Defensive Player of the Year voting...Named Vikings Defensive MVP by his teammates, the 2nd time in his 4 seasons with the team...Set team record with 11 straight games recording at least 0.5 sacks, dating back to 2010 season...Had or shared a sack in 13 of the 16 games during his record-setting season...Had 2.0+ sacks in 6 games...Led NFL with 4 fumble recoveries, the 2nd-best mark of his career...Snared an INT vs. San Diego (9/11) in season opener...Posted 2.0 sacks in return to Arrowhead Stadium (10/2) where he spent his opening 4 NFL seasons before 2008 trade to Minnesota...Caught Broncos RB Willis McGahee in end zone for a safety vs. Denver (12/4), matching the NFL record with his 4th career safety.

2010 Led Vikings in sacks for 3rd straight season and elevated

IMMEDIATE IMPACT

Jared Allen's record-setting 2011 season put him in elite company, leading the NFL and setting a new Vikings single-season record with 22.0 sacks.

VIKINGS SINGLE-SEASON SACKS

PLAYER, SEASON	SACKS
Jared Allen, 2011	22.0
Chris Doleman, 1989	21.0
Keith Millard, 1989	18.0
Alan Page, 1976	18.0
John Randle, 1997	15.5
Carl Eller, 1977	15.0
Carl Eller, 1969	15.0
Jared Allen, 2009	14.5
Jared Allen, 2008	14.5
Chris Doleman, 1992	14.5

NFL SINGLE-SEASON SACKS

PLAYER	SACKS
Michael Strahan, NY Giants, 2001	22.5
Jared Allen, Vikings, 2011	22.0
Mark Gastineau, NY Jets, 1984	22.0
Chris Doleman, Vikings, 1989	21.0
Reggie White, Eagles, 1987	21.0

NFL CAREER SACKS BY ACTIVE PLAYERS

PLAYER	SACKS
John Abraham, 2000-12	122.0
Jared Allen, 2004-12	117.0
Julius Peppers, 2002-12	111.5

himself into elite company by moving to 3rd in NFL history for sacks in a player's opening 7 seasons with 83.0, trailing only Hall of Famers Reggie White (110.0) and Derrick Thomas (85.0)...Moved into 1st place in Vikings history with 40.0 sacks in his opening 3 seasons, passing Alan Page's 28.5...Scored 4th career TD and 1st by INT return, at Detroit (1/2/11)...His TD at Detroit was his 2nd defensive TD since joining the Vikings...Tied Vikings record for defensive linemen with 2 INTs in a season...Had a 6-game streak with a sack and had a sack in 8 of the final 9 games of the season...Notched season-high 2.5 sacks vs. Arizona (11/7).

2009 Followed impressive debut with the Vikings with another record-setting season...Earned 1st-Team **All-Pro** honors from Associated Press and was a **Pro Bowl** starter...Ranked 2nd in the NFL with 14.5 sacks...Notched 4.5 sacks vs. Green Bay (10/5) on Monday Night Football, the 2nd-best single-game sack performance in Vikings history...Set Vikings record with his 3rd career safety when he sacked Packers QB Aaron Rodgers in the end zone vs. Green Bay (10/5)...Posted 7.5 sacks for the season in 2 meetings with Green Bay...Scored 1st career defensive TD at St. Louis (10/11) when he picked up a Kyle Boller fumble and returned it 52 yards for a TD...Snared an INT, the 2nd of his career, vs. Chicago (11/29) off Jay Cutler...Tied career high with 10 tackles vs. Baltimore (10/18).

2008 Impact player for the Vikings after his acquisition in blockbuster trade days before the 2008 Draft...Earned 1st-Team **All-Pro** honors from Associated Press and named to **Pro Bowl** for 2nd straight year...Joined fellow linemen Kevin Williams and Pat Williams earning Pro Bowl berths, the 1st trio of Vikings linemen in the game since 1969...Led Vikings and ranked 5th in the NFL with 14.5 sacks...His 14.5 sacks were the most by a Viking since John Randle's 15.5 in 1997 and are the most in a player's 1st season with the Vikings...Tied Vikings playoff record with 2.0 sacks on QB Donovan McNabb vs. Philadelphia (1/4/09)...Tied Vikings and NFL record with 2 safeties on the season...Helped Vikings defense rank #1 in the NFL against the run and #6 overall, the highest overall ranking since 1994 and the 1st NFL team since the 1970 AFL-NFL merger to

rank #1 in rushing defense 3 straight seasons...Had season-high 2.5 sacks vs. Chicago (11/30) on Sunday Night Football, earning **NFC Defensive Player of the Week**...Battled shoulder and knee injuries but did not miss a game...Had streak of 3 games with multiple sacks - 2.5 vs. Chicago (11/30), 2.0 at Detroit (12/7) and 2.0 at Arizona (12/14).

2007 Had 15.5 sacks in 14 games to lead the NFL...Tabbed as an Associated Press 1st-Team **All-Pro** and named an AFC starter in the **Pro Bowl**...Became 1st Chiefs DE in the Pro Bowl since Neil Smith in 1995...Was the 1st Chief to lead the NFL since Derrick Thomas in 1990 with 20.0...Won the Derrick Thomas Award as Chiefs MVP, the 1st defender to earn the honor since Marcus Patton in 1999...Caught 2 TD passes in goal-line situations in the final month of the season and blocked a 49-yard FG attempt by Colts K Adam Vinatieri at Indianapolis (11/18)...Began the season on the NFL's Reserve/Suspended List for 2 games...His 1st game back on the field was vs. Minnesota (9/23) where he had 2.0 sacks of QB Kelly Holcomb and forced a fumble on RB Adrian Peterson, along with 9 tackles...Named **AFC Defensive Player of the Month** for October...Had 7 multi-sack games during the season.

2006 Started all 16 games and the AFC Wild Card playoff game at Indianapolis (1/6/07)...Led NFL with 6 fumble recoveries and had 24 yards on returns...Named to USA Today **All-Joe Team**...Notched 1st career INT off Seneca Wallace vs. Seattle (10/29)...Ranked 5th on team with 75 tackles and led team with 8.0 TFLs...Had 7.5 sacks.

2005 Led team with 11.0 sacks and led Chiefs linemen with 76 tackles...Had team-high 54 QB hurries...Led team with 7 forced fumbles, the 2nd-best single-season total in Chiefs history...Posted career-best 3.0 sacks and recovered 2 fumbles vs. Washington (10/16), en route to **AFC Defensive Player of the Week** honors...Had career-best 10 tackles at Denver (9/26)...Took over long-snapping chores in the 2nd half in place of injured TE Kendall Gammon at Houston (11/20).

2004 Made an immediate impact as a 4th-round choice for the Chiefs, starting 10 games at RDE and earning **All-Rookie** honors from Pro Football Weekly...Earned KC's Mack Lee Hill Award as the top rookie on the team...Led NFL rookies with 9.0 sacks and led the team...His 9.0 sacks is the 2nd-highest rookie total in Chiefs history behind 10.0 by Thomas in 1989...Played in 1st career game as a backup and on special teams at Denver (9/12)...Posted 1st career sack vs. Houston (9/26) when he caught David Carr.

COLLEGE Named Buck Buchanan Award winner as a senior at Idaho State, recognizing the top defensive player in Division I-AA football...Was an All-America selection as a senior and named Big Sky Conference Defensive Player of the Year and team MVP...Named 2nd-Team All-America as a junior and earned All-Big Sky honors...All-Big Sky as a sophomore.

PREP Transferred to Los Gatos High for his senior year after spending 3 years at Live Oak High in Morgan Hill, CA...Played in California/Texas All-Star Game.

ALLEN'S NFL TOTALS

Year	GP/GS	Tackles			Sacks	INTs	PBU	TFL	QBH	FF/FR
		Solo	Asst.	Total						
2004 (KC)	15/10	26	13	39	9.0	0	0	--	27	0/0
2005 (KC)	16/15	49	27	76	11.0	0	7	--	54	7/2
2006 (KC)	16/16	64	11	75	7.5	1 (3)	8	--	16	3/6
Playoffs	1/1	6	2	8	0.0	0	0	--	1	0/0
2007 (KC)	14/14	62	5	67	15.5	0	11	--	18	3/0
2008 (Minn)	16/16	59	16	75	14.5	0	3	9.0	52	3/0
Playoffs	1/1	6	1	7	2.0	0	1	2.0	1	1/0
2009 (Minn)	16/16	63	16	79	14.5	1 (-4)	4	13.0	47	8/3
Playoffs	2/2	5	4	9	1.0	0	2	1.0	9	1/0
2010 (Minn)	16/16	54	23	77	11.0	2 (40)	5	8.0	54	1/1
2011 (Minn)	16/16	66	20	86	22.0	1 (14)	3	25.0	45	4/4
2012 (Minn)	16/16	39	21	60	12.0	0	3	17.0	40	1/0
Playoffs	1/1	5	2	7	1.0	0	0	1.0	2	0/0
Totals	141/135	482	152	634	117.0	5 (53)	44	--	353	30/16
Playoffs	5/5	22	9	31	4.0	0	3	--	13	2/0

SINGLE-GAME CAREER HIGHS

- Tackles.....10.....@ Denver, 9/26/05; vs. Baltimore, 10/18/09
- Sacks 4.5.....vs. Green Bay, 10/5/09
- INTs 1.....vs. Seattle, 10/29/06; vs. Chicago, 11/29/09; @ Green Bay, 10/24/10; @ Detroit, 1/2/11
- Forced Fumbles.....2.....vs. Washington, 10/16/05
- Fumble Recoveries 2.....vs. Washington, 10/16/05; @ Oakland, 12/23/06; @ St. Louis, 10/11/09
- Blocked FG..... 1.....@ Indianapolis, 11/18/07
- QB Hurries 10.....@ Chicago, 11/14/10
- Safety..... 1.....vs. Detroit, 10/12/08; vs. Green Bay, 11/9/08
- Tackle For Loss.....1.0.....@ Jacksonville, 11/23/08; @ Arizona, 12/14/08

ALLEN'S INTERCEPTIONS

GAME	QB	INTs
vs. Seattle, 10/29/06	Seneca Wallace	1 (3)
vs. Chicago, 11/19/09	Jay Cutler	1 (-4)
@ Green Bay, 10/24/10	Aaron Rodgers	1 (4)
@ Detroit, 1/2/11	Shaun Hill	1 (36t)
@ San Diego, 9/11/11	Philip Rivers	1 (14)
Total		5 (53)

ALLEN'S TOUCHDOWNS

GAME	PLAY
vs. San Diego, 12/2/07	2 pass from D. Huard
@ Detroit, 12/23/07	1 pass from D. Huard
@ St. Louis, 10/11/09	52 fumble return
@ Detroit, 1/2/11	36 INT return
Total	4

ALLEN'S SAFETIES

GAME	PLAY
vs. Detroit, 10/12/08	sacked Orlovsky in end zone
vs. Green Bay, 11/9/08	sacked Rodgers in end zone
vs. Green Bay, 10/5/09	sacked Rodgers in end zone
vs. Denver, 12/4/11	tackled McGahee in end zone
Total	4*

* Vikings Record, ties NFL Record

ROPIN' UP QUARTERBACKS

Jared Allen has climbed into the career top 20 in NFL history for sacks and will continue climbing the list in 2013.

NFL CAREER SACKS

PLAYER	SACKS (GAMES)
Bruce Smith	200.0 (279)
Reggie White	198.0 (232)
Kevin Greene	160.0 (228)
Chris Doleman	150.5 (232)
Michael Strahan	141.5 (216)
Jason Taylor	139.5 (233)
Richard Dent	137.5 (203)
John Randle	137.5 (219)
Leslie O'Neal	132.5 (196)
Lawrence Taylor	132.5 (184)
Rickey Jackson	128.0 (227)
Derrick Thomas	126.5 (169)
Simeon Rice	122.0 (174)
John Abraham	122.0 (159)
Clyde Simmons	121.5 (236)
Jared Allen	117.0 (141)
Sean Jones	113.0 (201)
Greg Townsend	109.5 (190)
Pat Swilling	107.5 (185)
Trace Armstrong	106.0 (211)

ALLEN'S SACKS

GAME	QB	SACKS
vs. Houston, 9/26/04.....	David Carr.....	1.0
@ Jacksonville, 10/17/04.....	Byron Leftwich.....	1.0
vs. Atlanta, 10/24/04.....	Michael Vick.....	2.0
vs. New England, 11/22/04.....	Tom Brady.....	1.0
vs. Oakland, 12/5/04.....	Kerry Collins.....	2.0
@ Tennessee, 12/13/04.....	Billy Volek.....	1.0
vs. Oakland, 12/25/04.....	Kerry Collins.....	1.0
vs. NY Jets, 9/11/05.....	Chad Pennington.....	1.0
vs. Philadelphia, 10/2/05.....	Donovan McNabb.....	1.0
vs. Washington, 10/16/05.....	Mark Brunell.....	3.0
@ Buffalo, 11/13/05.....	Kelly Holcomb.....	1.0
	J.P. Losman.....	1.0
vs. New England, 11/27/05.....	Tom Brady.....	1.0
@ Dallas, 12/11/05.....	Drew Bledsoe.....	2.0
vs. San Diego, 12/24/05.....	Drew Brees.....	1.0
vs. Cincinnati, 9/10/06.....	Carson Palmer.....	1.0
@ Arizona, 10/8/06.....	Matt Leinart.....	1.0
@ San Diego, 10/22/06.....	Phillip Rivers.....	1.0
@ St. Louis, 11/5/06.....	Marc Bulger.....	2.0
@ Miami, 11/12/06.....	Joey Harrington.....	1.0
vs. Denver, 11/23/06.....	Jake Plummer.....	0.5
@ Oakland, 12/23/06.....	Andrew Walter.....	1.0
vs. Minnesota, 9/23/07.....	Kelly Holcomb.....	2.0
vs. Jacksonville, 10/7/07.....	David Garrard.....	1.5
vs. Cincinnati, 10/14/07.....	Carson Palmer.....	2.5
@ Oakland, 10/21/07.....	Daunte Culpepper.....	2.0
vs. Green Bay, 11/4/07.....	Brett Favre.....	0.5
vs. Denver, 11/11/07.....	Jay Cutler.....	1.0
vs. San Diego, 12/2/07.....	Phillip Rivers.....	2.0
@ Detroit, 12/23/07.....	Jon Kitna.....	2.0
@ NY Jets, 12/30/07.....	Kellen Clemens.....	2.0
vs. Indianapolis, 9/14/08.....	Peyton Manning.....	1.0
vs. Carolina, 9/21/08.....	Jake Delhomme.....	1.0
vs. Detroit, 10/12/08.....	Dan Orlovsky.....	1.0
@ Chicago, 10/19/08.....	Kyle Orton.....	2.0
vs. Houston, 11/2/08.....	Matt Schaub.....	1.0
	Sage Rosenfels.....	1.0
vs. Green Bay, 11/9/08.....	Aaron Rodgers.....	1.0
vs. Chicago, 11/30/08.....	Kyle Orton.....	2.5
@ Detroit, 12/7/08.....	Daunte Culpepper.....	2.0
@ Arizona, 12/14/08.....	Kurt Warner.....	2.0
vs. Philadelphia, 1/4/09*.....	Donovan McNabb.....	2.0


@ Detroit, 9/20/09.....	Matthew Stafford.....	1.0
vs. San Francisco, 9/27/09.....	Shaun Hill.....	1.0
vs. Green Bay, 10/5/09.....	Aaron Rodgers.....	4.5
vs. Baltimore, 10/18/09.....	Joe Flacco.....	1.0
@ Green Bay, 11/1/09.....	Aaron Rodgers.....	3.0
vs. Chicago, 11/29/09.....	Jay Cutler.....	2.0
@ Carolina, 12/20/09.....	Jake Delhomme.....	1.0
vs. NY Giants, 1/3/10.....	Eli Manning.....	1.0
vs. Dallas, 1/17/10*.....	Tony Romo.....	1.0
vs. Miami, 9/19/10.....	Chad Henne.....	1.0
vs. Arizona, 11/7/10.....	Derek Anderson.....	2.5
@ Chicago, 11/14/10.....	Jay Cutler.....	2.0
vs. Green Bay, 11/21/10.....	Aaron Rodgers.....	2.0
@ Washington, 11/28/10.....	Donovan McNabb.....	1.0
vs. Buffalo, 12/5/10.....	Ryan Fitzpatrick.....	1.0
vs. NY Giants, 12/13/10.....	Eli Manning.....	1.0
@ Philadelphia, 12/28/10.....	Michael Vick.....	1.0
@ Detroit, 1/2/11.....	Shaun Hill.....	0.5
@ San Diego, 9/11/11.....	Philip Rivers.....	0.5
vs. Tampa Bay, 9/18/11.....	Josh Freeman.....	1.0
vs. Detroit, 9/25/11.....	Matthew Stafford.....	3.0
@ Kansas City, 10/2/11.....	Matt Cassel.....	2.0
vs. Arizona, 10/9/11.....	Kevin Kolb.....	2.0
@ Chicago, 10/16/11.....	Jay Cutler.....	1.0
vs. Green Bay, 10/23/11.....	Aaron Rodgers.....	2.0
@ Carolina, 10/30/11.....	Cam Newton.....	1.0
@ Green Bay, 11/14/11.....	Aaron Rodgers.....	1.0
vs. Denver, 12/4/11.....	Tim Tebow.....	1.0
@ Detroit, 12/11/11.....	Matthew Stafford.....	3.0
@ Washington, 12/24/11.....	Rex Grossman.....	1.0
vs. Chicago, 1/1/12.....	Josh McCown.....	3.5
vs. San Francisco, 9/23/12.....	Alex Smith.....	1.0
@ Detroit, 9/30/12.....	Matthew Stafford.....	1.0
vs. Tennessee, 10/7/12.....	Matt Hasselbeck.....	1.0
@ Washington, 10/14/12.....	Robert Griffin III.....	1.0
vs. Arizona, 10/21/12.....	John Skelton.....	2.0
vs. Tampa Bay, 10/25/12.....	Josh Freeman.....	1.0
@ Green Bay, 12/2/12.....	Aaron Rodgers.....	2.0
@ Houston, 12/23/12.....	Matt Schaub.....	2.0
vs. Green Bay, 12/30/12.....	Aaron Rodgers.....	1.0
@ Green Bay, 1/5/13*.....	Aaron Rodgers.....	1.0
Total.....	121.0 (117.0 regular season)	

*playoffs



Jared Allen works as hard off the field as he does on it to make lives easier for those who deserve it the most, especially starting Jared Allen's Homes for Wounded Warriors, an organization that focuses on remodeling homes for veterans.

KICKOFF
EXECUTIVES
STAFF
COACHES
PLAYERS
ROOKIES
2012 SEASON
RECORDS
PLAYOFF RECORDS
HISTORY
EXTRA POINTS



MATT ASIATA #44

POSITION: Running Back
HEIGHT/WEIGHT: 6-0/234
DOB: 7-24-87
HOMETOWN: Santa Ana, CA

COLLEGE: Utah
ACQUIRED: FA for 2012
NFL SEASON: 2
VIKINGS SEASON: 2

GAMES/STARTS (regular season, playoffs) 2012 (16/0, 1/0).
Total- 16/0, 1/0.

• Was out of football from his release from Vikings practice squad in early September 2011 until he re-signed with club on 1/12/12.

• Worked in an industrial supply warehouse and continued working out to pursue his NFL dreams during 2011.

OFF THE FIELD Earned degree in criminal justice...Married to Tangi, couple has 3 children...While out of football for most of 2011 he worked in an industrial supply warehouse in Utah...Bounced back from broken leg in his 1st career collegiate game...Brother, Shawn, also played RB at Utah.

PRO Changed jersey to #44 for 2013 season from #48 in 2012...Saw 1st career game action in 2012 and played in every game during the season...Posted 1st career stats with a 2-yard catch in the 2012 season opener vs. Jacksonville (9/9/12)...Signed by Vikings on 1/12/12 and went through offseason conditioning and training camp after being out of football following his release in 2011 from the Vikings practice squad...Spent part of opening week of 2011 on Vikings practice squad before his release on 9/7/11...Joined Vikings as a rookie free agent for training camp and preseason.

2012 Saw action in all 16 regular season games and Wild Card playoff...Caught a pass and returned a pair of kickoffs in

season opener vs. Jacksonville (9/9)...Had 2 rushing attempts vs. Tennessee (10/7)...Made 53-man roster coming out of pre-season after being out of football after his release from Vikings practice squad in 2011.

2011 Spent 3 days on Vikings practice squad during week leading into regular season opener at San Diego...Signed to practice squad on 9/5 and released from practice squad on 9/7...Originally joined Vikings as a rookie free agent for training camp and preseason.

COLLEGE Ended Utah career ranked 3rd in school history with 24 career rushing TDs...His 26 career TDs ranked tied for 3rd in school history...Ran for 3 career 100-yard games...Ended tenure at Utah ranked #14 in career rushing yards with 1,748...Scored game-winning 3-yard TD against BYU as a senior...Ran for career-high 156 yards against Utah State in 2009 on 36 carries...Played in 13 games as a senior and sophomore...Ran for 12 TDs in 2008...Ran for 116 yards against Air Force in 2008...Had 3 passing completions in 2008, throwing 2 for TDs...Reeled in a 39-yard pass against Michigan in 2008...Broke his leg in collegiate debut against Oregon State in 2007.

PREP Was a standout RB at Hunter High in West Valley, UT...Played basketball along with football...Helped team win Utah Class 5A state titles in football and basketball as a junior.

ASIATA'S NFL TOTALS

Year	GP/GS	No.	RUSHING				RECEIVING				
			Yds.	Avg.	Lg	TD	No	Yds	Avg	Lg	TD
2012 (Minn).....	16/0	3	9	3.0	5	0	1	2	2.0	2	0
Playoffs.....	1/0	0	0	0.0	0	0	0	0	0.0	0	0
Total.....	16/0	3	9	3.0	5	0	1	2	2.0	2	0
Playoffs.....	1/0	0	0	0.0	0	0	0	0	0.0	0	0

Other: 3 KO Returns, 55 yards, 18.3 avg., 22 long

SINGLE-GAME CAREER HIGHS

Rushing Attempts.....2..... vs. Tennessee, 10/7/12
Rushing Yards 8..... vs. Tennessee, 10/7/12
Long Rush5..... vs. Tennessee, 10/7/12
Receptions.....1..... vs. Jacksonville, 9/9/12
Receiving Yards.....2..... vs. Jacksonville, 9/9/12
KO Returns.....2..... vs. Jacksonville, 9/9/12
Long KO Return.....22..... vs. Jacksonville, 9/9/12



CHASE BAKER #62

POSITION: Defensive Tackle

HEIGHT/WEIGHT: 6-2/300

DOB: 5-21-88

HOMETOWN: Rocklin, CA

COLLEGE: Boise State

ACQUIRED: Rookie FA for

2012

NFL SEASON: 1

GAMES/STARTS (regular season, playoffs) 2012 (PS). Total- 0/0.

- Will compete for spot along Vikings interior defensive line in 2013 after honing his craft in 2012 on Vikings practice squad.
- Spent his youth working in the family construction business in California.

OFF THE FIELD Majored in business at Boise State...Played rugby along with football as a high schooler...Enjoys playing disc golf and fishing in his free time...Family owned a construction business he worked at while growing up...High school teammates with Houston Texans WR Jeff Maehl, who starred at Oregon.

PRO Was 1 of 4 Vikings who spent complete season on practice squad, signing following final roster cuts and staying with team through playoffs...Spent rookie season on Vikings practice squad for entire regular season and the Wild Card playoff week...Originally joined Vikings as a rookie free agent.

2012 Spent entire season on practice squad, joining practice squad on 9/1 after being waived on 8/31...Joined only OT Kevin Murphy and CB Bobby Felder as rookie free agents that joined club following 2012 NFL Draft and lasted on practice squad the entire season while WR Chris Summers also signed on 9/1 after his release from Chicago following the preseason...Originally joined Vikings as a rookie free agent on 5/4.

COLLEGE Full-time starter over final 3 seasons...Honored as co-recipient of Denny Erickson Valor Award after his senior season in 2011...Ended Boise State career with 100 tackles, 6.5 sacks, 13 TFLs and 6 PD...Had career-best 4.5 sacks as a junior in 2010 along with 31 tackles...Started all 14 games in 2009 and notched career-best 37 tackles...Named WAC All-Academic honoree as a freshman in 2008.

PREP Earned 3 letters in football, 2 in rugby and 1 in track and field as a prep at Rocklin, CA High...Earned All-League honors and 2nd-Team All-Metro as a senior.



CHRISTIAN BALLARD #99

POSITION: Defensive Tackle

HEIGHT/WEIGHT: 6-4/283

DOB: 1-3-89

HOMETOWN: Lawrence, KS

COLLEGE: Iowa

ACQUIRED: D4 (#106) for 2011

NFL SEASON: 3

VIKINGS SEASON: 3

GAMES/STARTS (regular season, playoffs) 2011 (16/2), 2012 (16/0, 1/0). Total- 32/2, 1/0.

- Art major in college comes from a musically gifted family and plays the cello and bass in his free time.
- Started 1st career game at Green Bay (11/14/11).
- Has played in every game his opening 2 seasons at several positions along the defensive line.

OFF THE FIELD Active with Boys and Girls Clubs...Was an art major while attending Iowa...Plays the cello and bass in his spare time...Musical talent runs in the family as he is the nephew of Hank Ballard, the man who is responsible for the hit 'The Twist', which was later redone by Chubby Checker...Has a son, Reece...Teammates at Iowa with fellow Vikings Chad Greenway, Seth Olsen and James Vandenberg.

PRO Started a pair of games during his rookie season...Earned 1st career start at Green Bay (11/14/11)...Selected #106 overall in 2011 by the Vikings...Is the 1st Iowa Hawkeye drafted by the Vikings since 1st Round LB Chad Greenway in 2006.

2012 Saw action in each game, including Wild Card playoff at Green Bay...Notched 1st career sack and career-high 4 tackles at St. Louis (12/16)...Posted sack in 1st playoff action at Green Bay (1/5/13)...Had back-to-back games with 3 QB hurries at St. Louis (12/16) and at Houston (12/23)...Regular on KO return unit

and added 5 tackles on KO coverage unit.

2011 Played in all 16 games and started 2 as a rookie...Was 1st member of Vikings defensive rookie class to start a game, later joined by DBs Mistral Raymond and Brandon Burton...Had season-high 3 tackles at Green Bay (11/14) and vs. Denver (12/4)...Started at Green Bay (11/14) and at Detroit (12/11)...Notched season-best 3 QB hurries at Atlanta (11/27)...Regular on special teams units and member of the defensive line rotation...Forced a fumble vs. Oakland (11/20)...Ended season with 4 special teams tackles.

COLLEGE Started in 39 of his 49 collegiate contests...21 of those starts coming at LDE and 18 at DT...Made the transition from DE to DT before his junior season...Totalled 12 sacks during his 4-year career...Finished with 153 tackles and 21.5 TFLs at Iowa...The 2010 season saw him rotate along the defensive line making 8 starts on the outside and 5 on the inside...He started all 13 contests earning Honorable Mention Big-Ten honors after his senior season...Was one of 5 Hawkeye players to earn the 'Coaches Appreciation Award'...The 2009 season was his finest as an Iowa player...He moved inside and disrupted opponents' offensive lines with career-highs in tackles (54), sacks (5.5) and TFLs (9) during his 13 starts...He set his career-high in tackles and TFLs against Minnesota with 9 and 2.5 respectively...2008 marked the season where he joined the starting rotation as a DE making 13 starts...Was 1 of 11 freshmen to see action during

the 2007 season playing in 10 contests.

PREP Was an All-State and All-Conference 1st-Team selection following his senior season at Lawrence Free State in Lawrence, KS...The team captain played TE and DE...Concluded his prep career with 50 receptions for 558 yards and 6 TDs...Led the Firebirds to an 11-1 record during his final season...Earned 4 varsity letters in track and field and 2 letters in basketball.

BALLARD'S NFL TOTALS

Year	GP/GS	Tackles			Sacks	INTs	PBU	TFL	QBH	FF/FR	STT
		Solo	Asst.	Total							
2011 (Minn)	16/2	6	6	12	0.0	0	0	3.0	8	1/0	4
2012 (Minn)	16/0	14	6	20	1.0	0	0	2.0	12	0/0	5
Playoffs	1/0	1	0	1	1.0	0	0	1.0	0	0/0	0
Totals	32/2	20	12	32	1.0	0	0	5.0	20	1/0	9
Playoffs	1/0	1	0	1	1.0	0	0	1.0	0	0/0	0


SINGLE-GAME CAREER HIGHS

- Tackles..... 4..... @ St. Louis, 12/16/12
- Sack1.0..... @ St. Louis, 12/16/12
- Forced Fumble.....1..... vs. Oakland, 11/20/11
- Tackle for Loss.....1.0..... 5 times, last @ St. Louis, 12/16/12
- Special Teams Tackles2..... vs. Arizona, 10/9/11; vs. Jacksonville, 9/9/12
- QB Hurries3..... @ Atlanta, 11/27/11; @ St. Louis, 12/16/12; @ Houston, 12/23/12

BALLARD'S SACKS (*playoffs)		
GAME	QB	SACK
@ St. Louis, 12/13/12	Sam Bradford	1.0
@ Green Bay, 1/5/13*	Aaron Rodgers	1.0
Total		2.0

2013 SCHEDULE INCLUDES VISITS TO NEW VENUES

The Vikings face the AFC North and NFC East in interconference and intraconference play during the 2013 season. The schedule alignment also includes a few unique matchups. The club will play at Dallas' new Cowboys Stadium (pictured below) for the 1st time on 11/3/13. The stadium holds special memories for newly-acquired Vikings free agents Greg Jennings and Desmond Bishop as it was the home to Super Bowl XLV when the duo helped Green Bay top Pittsburgh for the Lombardi Trophy. The Vikings open the season with a pair of road games for the 1st time since 2009 and return to Mall of America Field for the home opener against Cleveland. The Browns have not visited Minnesota since 2005. The Vikings play consecutive prime time games at NY Giants (10/21) on ESPN's Monday Night Football and follow up by hosting Green Bay (10/27) on NBC Sunday Night Football. The Sunday Night matchup against the Packers will mark the 5th consecutive season the Vikings and Packers have met on Sunday or Monday Night Football. The last time the Vikings played the Giants on the road on Monday Night Football dates back to 10/10/94. For the 4th consecutive season the Vikings will play Washington, the Redskins visit Minnesota on 11/7/13 for the 1st time since 2007 and the game will be broadcast on NFL Network. The last road trip of the regular season will take the Vikings to Cincinnati on 12/22/13, the 1st time at Cincinnati since 2005. The Vikings and Bengals will meet for only the 12th time in franchise history and the trip will be only the 2nd time the Vikings have played at FirstEnergy Stadium. The final regular season game in the 32-season tenure of the Vikings inside Mall of America Field will be the 2013 regular season finale vs. Detroit (12/29). The Vikings have won more games against Detroit than any other franchise, holding a 68-33-2 all-time regular season record against the Lions and have amassed a 37-13-1 record at home against their original division foes.



The Vikings travel to the new Cowboys Stadium for the 1st time on 11/3/13.



JOE BANYARD #23

POSITION: Running Back

HEIGHT/WEIGHT: 5-10/205

DOB: 11-12-88

HOMETOWN: Sweetwater, TX

COLLEGE: Texas-El Paso

ACQUIRED: FA for 2012

NFL SEASON: 1

VIKINGS SEASON: 1

GAMES/STARTS (regular season, playoffs) 2012 (PS). Total-0/0.

• Returns in 2013 competing for roster spot after spending 2012 on Vikings practice squad.

OFF THE FIELD Earned degree in multidisciplinary studies from UTEP with an emphasis on forensic science...Aspires to a career in the FBI or law enforcement following football... Younger brother, Nick Banyard, plays basketball at University of New Mexico...Growing up in El Paso, he hunted rattlesnakes in his free time for the annual Rattlesnake Roundup.

PRO Spent final 5 weeks of 2012 regular season and Wild Card playoffs week on Vikings practice squad, joining team on 11/12/12...Spent the opening week of the regular season with New Orleans before his release on 9/10/12...Originally signed as a rookie free agent with Jacksonville on 4/30/12 following the draft but was released on 5/14/12.

2012 Joined Vikings practice on 11/27 where he spent the remaining 5 weeks of the regular season and the Wild Card playoffs week...Spent opening week of regular season with New Orleans after spending preseason and training camp with club...Signed by Saints on 6/7...Originally signed with Jacksonville as a rookie free agent on 4/30 but was released soon after on 5/14.

COLLEGE Started 14 of his 25 career games at UTEP after transferring from TCU...Ran for 1,455 career yards with 14 TDs for the Miners...Did not see action at TCU...Named to Conference USA Commissioners Honor Roll.

PREP Earned Honorable Mention 3A All-State honors as a DB at Sweetwater (TX) High...Ran for over 1,200 yards and 21 TDs in his senior season...Competed in track and powerlifting in high school...Went to state track meet in the 4x100, 4x200 and 4x400 relays.



JOE BERGER #61

POSITION: Center

HEIGHT/WEIGHT: 6-5/305

DOB: 5-25-82

HOMETOWN: Newaygo, MI

COLLEGE: Michigan Tech

ACQUIRED: FA for 2011

NFL SEASON: 9

VIKINGS SEASON: 3

GAMES/STARTS (regular season, playoffs) 2005 (3/0-Mia), 2006 (0/0-Mia/Dall), 2007 (3/0-Dall), 2008 (5/0-Dall), 2009 (16/6-Mia), 2010 (15/14-Mia), 2011 (13/7-Minn), 2012 (16/0, 1/0). **Total-** 71/27, 1/0 (29/7, 1/0-Minn; 34/10-Mia; 8/0-Dall).

• Signed by Vikings on 9/12/11, the day after the regular season opener.

• Was the 3rd player drafted from Michigan Tech when he was selected in 6th round of 2005 Draft by Carolina.

OFF THE FIELD Majored in mechanical engineering...Has been active in community outreach during his career...Married to Abigail.

PRO Acquired by Vikings on 9/12/11, the day after the regular season opener...Spent 2011 preseason and training camp with Miami...Signed as an unrestricted free agent on 2/27/09 by Miami from Dallas...Spent final part of 2006 season, 2007 and 2008 seasons with Dallas after being claimed off waivers by Dallas from Miami on 11/24/06...Saw action in final 3 games as a rookie with Miami in 2005 after spending opening 11 games of season inactive...Joined Miami after being signed off Carolina practice squad on 9/7/05...Was waived in Carolina's final roster cuts on 9/3/05 and signed to Panthers practice squad the following day before being signed by Miami to 53-man roster...Spent training camp and preseason with Carolina in 2005 after being drafted in 6th round (#183).

2012 Played in all 16 game and his 1st career playoff action in Wild Card game at Green Bay (1/5/13)...Primarily played on

special teams but saw action on offensive line vs. Tennessee (10/7) and vs. Detroit (11/11)...Regular on KO return unit that ranked among NFL leaders in KO return average and was tied for 3rd in the NFL with 6 KO returns of 40+ yards on the season.

2011 Saw time in 13 games with 7 starts...Started at C, RG and LG during season, opening 1 game at C, 4 at RG and 2 at LG...Started 1st game of season at C vs. Green Bay (10/23), the 1st start of rookie QB Christian Ponder's career...Saw 1st extended action of season at Chicago (10/16), replacing injured starter John Sullivan at C in the 2nd half...Started 4-game span at RG in place of starter Anthony Herrera, the 1st of the 4 games coming at Carolina (10/30)...Started in final 2 games of season at LG in place of starter Steve Hutchinson...Signed by Vikings on 9/12, a day after the season opener at San Diego...Spent training camp and preseason with Miami.

2010 Saw time in 15 games with Miami with career-high 14 starts at C...Started opening 9 games of the season...Missed lone game of season vs. Chicago (11/18) with knee injury.

2009 Started final 6 games of season at C...Earned 1st career start at Buffalo (11/29)...Played in all 16 games.

2008 Saw time on special teams for Dallas in opening 5 games of the season...Inactive for the final 11 games.

2007 Played in 1 game during season in regular season finale at Washington (12/30)...Inactive for 13 games...Dressed but did not play in 2 games...Was inactive for playoff game.

2006 Spent time with Miami and Dallas during season...Was inactive for all 16 games during season between the 2 clubs...


Inactive in 11 games with Miami and 5 with Dallas after being claimed off waivers from Miami on 11/24.

2005 Saw action in 3 games as a rookie with Miami, each of the final 3 contests...Inactive in 12 games for the Dolphins...Signed off Carolina practice squad to Miami's 53-man roster in Week 1 of season on 9/7...Waived following preseason by Carolina and signed to Panthers practice squad the following day on 9/4...Originally drafted in 6th round (#183) by Carolina.

COLLEGE Was a 28-game starter at Michigan Tech at RT...Earned 1st-Team All-Great Lakes Intercollegiate Conference honors as a junior and senior...Earned Jim Langer Award as

the most valuable offensive lineman in the Cactus Bowl, the Division II all-star game...Started 3 games as a redshirt freshman in 2001 at LT.

PREP Earned All-Conference honors and Academic All-State as a senior...Played 2 seasons of football at Newway High in Michigan...Served as team captain as a senior.



MCLEOD BETHEL-THOMPSON #4

POSITION: Quarterback

HEIGHT/WEIGHT: 6-3/230

DOB: 7-3-88

HOMETOWN: San Francisco, CA

COLLEGE: Sacramento State

ACQUIRED: FA for 2012

NFL SEASON: 2

VIKINGS SEASON: 2

GAMES/STARTS (regular season, playoffs) 2012 (0/0, 0/0-Minn). **Total-** 0/0.

- Earned roster spot with Vikings in 2012 as the 3rd QB.
- Has played pro football in the Arena Football League, NFL and United Football League.
- His grandfather, Wilbur Thompson, was a gold-medal winner in the shot put in 1948 for the United States.

OFF THE FIELD Grandfather, Wilbur Thompson, was a gold medalist as a shot putter in the 1948 Games...Earned his degree in history...Interested in the political process, served an internship at the California state house during college...Aspires to a career in teaching and helping inner-city youth...Full name is McLeod John Baltazar Bethel-Thompson.

PRO Signed by Vikings on 1/13/12...Spent time in Arena Football League, NFL and United Football League during a hectic 2011 affected by the NFL lockout...Began pro career with Arena League's San Jose SaberCats in spring 2011...Joined 49ers for preseason and training camp...Played with UFL's Sacramento Mountain Lions following release by 49ers...Ended 2011 season on Dolphins' practice squad.

2012 Active as the backup QB for 1st career game in Wild Card playoff at Green Bay (1/5/13)...Inactive for all 16 regular season games...Made Vikings 53-man roster following preseason, the 1st time in his career he made an NFL regular roster...Earned Vikings 3rd QB position during training camp and preseason action, replacing veteran signal caller Sage Rosenfels.

2011 Spent final 2 weeks of regular season on Dolphins' practice squad, joining Miami on 12/20...Began NFL career with San Francisco, where he spent training camp and preseason...Played in 4th preseason game for 49ers, seeing action at San Diego (9/1)...Following release by 49ers, joined UFL's Sacramento Mountain Lions, coached by former Vikings head coach Dennis Green...Began pro football career in spring 2011 with San Jose, playing in all 18 games for the SaberCats...Threw 3 TDs on 20-of-43 passing in Arena action.

COLLEGE Transferred to Sacramento State for his final 3

collegiate seasons after starting his career at UCLA...Started a pair of games in 2008 and 2009 for Sacramento State...Started in Las Vegas Bowl for UCLA against BYU in 2007...Redshirted in 2006

PREP Standout at Balboa High in San Francisco...Named 1st-Team All-City and All-Metro as a senior in 2005...Earned 1st-Team All-City as a junior...Played basketball, baseball and soccer.



Wilbur Thompson, grandfather of McLeod Bethel-Thompson, won the Gold Medal at the 1948 Olympic Games. The elder Thompson won the Olympic title with a toss of 56' 2", setting his career-best and the Olympic record at the time.



DESMOND BISHOP #59

POSITION: Linebacker
HEIGHT/WEIGHT: 6-2 / 244
DOB: 7-24-84
HOMETOWN: Fairfield, CA

COLLEGE: California
ACQUIRED: UFA (GB) for 2013
NFL SEASON: 7
VIKINGS SEASON: 1

GAMES/STARTS (regular season, playoffs) 2007 (10/0, 1/0-GB), 2008 (15/1-GB), 2009 (16/0, 1/0-GB), 2010 (15/12, 4/4-GB), 2011 (13/13, 1/1-GB), 2012 (IR-GB). **Total-** 69/26, 7/5 (69/26, 7/5-GB).

- Teammates for past 7 seasons in Green Bay with fellow 2012 Vikings free agent acquisition Greg Jennings.

- Starter on Packers Super Bowl XLV championship team.

OFF THE FIELD Majored in interdisciplinary studies at California...Father, Dennis, played football at Illinois and in the USFL...Was honored following the Super Bowl XLV victory when it was declared Desmond Bishop Day in San Francisco...Avid reader and writer of poetry, short stories and working on a movie script...Active in the community through United Way Hometown Huddle events...Took part in "Pro vs. GI Joe" video game event against active-duty military personnel.

PRO Joined Vikings as a free agent following his release by Green Bay...Full-time starter for the 2010 and 2011 seasons, notching 121 and 142 tackles respectively...Started 12 games during 2010 regular season and all 4 playoff contests as Packers won Super Bowl XLV...Snared his lone career INT off former teammate Brett Favre vs. Minnesota (10/24/10), returning it 32 yards for a TD at Lambeau Field...Posted career-best 20 tackles vs. St. Louis (10/16/11)...Missed 2012 season with hamstring injury that landed him on Injured Reserve.

2012 Placed on Injured Reserve during preseason, assigned on 8/27...Saw action in preseason opener at San Diego (8/9) where he suffered hamstring injury.

2011 Started career-high 13 games and Divisional Playoff game vs. NY Giants...Notched career-best 142 tackles and 5.0 sacks despite missing 3 games in December with calf injury...

SUPER MEN

The 2013 Vikings have several players and coaches who have been on the NFL's biggest stage- the Super Bowl. During the 2013 offseason, a pair of former Green Bay Super Bowl winners joined the club as free agents, bringing with them the invaluable experience of hoisting the Lombardi Trophy.

VIKINGS WITH SUPER BOWL EXPERIENCE

PARTICIPANT, TEAM	SUPER BOWL
Leslie Frazier, Chicago (player).....	XX vs. New England
Mike Singletary, Chicago (player).....	XX vs. New England
Jimmie Johnson, Washington (player, IR).....	XXVI vs. Buffalo
Bill Musgrave, San Francisco (player).....	XXIX vs. San Diego
Fred Pagac, Oakland (coach).....	XXXVII vs. Tampa Bay
Jeff Davidson, New England (coach).....	XXXVI vs. St. Louis
.....	XXXVIII vs. Carolina
.....	XXXIX vs. Philadelphia
Leslie Frazier, Indianapolis (coach).....	XLI vs. Chicago
Diron Reynolds, Indianapolis (coach).....	XLI vs. Chicago
Charlie Johnson, Indianapolis (player).....	XLI vs. Chicago
.....	XLIV vs. New Orleans
Alan Williams, Indianapolis (coach).....	XLI vs. Chicago
.....	XLIV vs. New Orleans
Marvin Mitchell, New Orleans (player).....	XLIV vs. Indianapolis
Greg Jennings, Green Bay (player).....	XLV vs. Pittsburgh
Desmond Bishop, Green Bay (player).....	XLV vs. Pittsburgh

Led team in tackles for the season with 142 stops and led team in tackles in 9 games on the season...Had career-best 20 tackles vs. St. Louis (10/16), including 15 solos in holding Rams without an offensive TD...Notched 13 tackles vs. Denver (10/2) and posted a sack...Had key FF that was recovered by Packers to result in a TD-scoring drive and a sack in consecutive series vs. Denver (10/2)...Batted a pass at San Diego (11/6) that resulted in Charlie Peprah INT he returned 40 yards for a TD...Missed 3-game span at NY Giants (12/4), vs. Oakland (12/11) and at Kansas City (12/18) with calf injury suffered at Detroit (11/24) on Thanksgiving Day...Started Divisional Playoff game vs. NY Giants (1/15/12) and notched 6 tackles.

2010 Took over starting duties for the final 12 games of the season and all 4 playoff contests...Had 6 games with 10+ tackles on the season, including a season-high 16 vs. Miami (10/17)...Grabbed 1st career INT and scored on a 32-yard return when he picked former teammate Brett Favre vs. Minnesota (10/24)...Ranked 2nd on team with 121 stops and notched career-high 10 passes defended...Took over starting job from Nick Barnett in 5th game of season at Washington (10/10)...Sacked Michael Vick at Philadelphia (1/9/11) in Wild Card Playoffs on 1st play of game...Led team in Divisional Playoffs at Atlanta (1/15/11)...Posted 8 tackles in NFC Championship Game at Chicago (1/23/11)...Ranked 2nd on team with 9 tackles in Super Bowl XLV win over Pittsburgh in Dallas, grabbing a key FR on a play when Clay Matthews had FF on Steelers RB Rashard Mendenhall as Steelers were driving and Green Bay protected a 21-17 lead.

2009 Saw action in all 16 regular season games and played in Wild Card Playoff game at Arizona...Led club with 22 special teams tackles...Played extensively on defense vs. Minnesota (11/1) due to injury to Brandon Chillar and had FF on special teams when Vikings DE Brian Robison was returning a squib kick, recovered by Packers and led to a TD...Tied career-best with 4 special teams tackles vs. Dallas (11/15)...Named one of the club's special teams captains for playoff game.

2008 Played in 15 regular season games and made 1st career start vs. Houston (12/7)...Started game at WLB in place of Chillar, responding with then-career-best 12 tackles and 2 FF along with 1st career sack when he caught Matt Schaub...Stopped a Vikings 4th-down-and-1 run by notching FF against Adrian Peterson that turned over possession on downs.

2007 Saw time in 10 games during rookie campaign...Played in NFC Championship Game vs. NY Giants (1/20/08)...Primary backup at MLB during season...Posted 12 special teams tackles...Inactive for 6 games and Divisional Playoffs vs. Seattle (1/12/08)...Played 1st extensive time on defense vs. Detroit (12/30), posting 6 tackles...Joined Green Bay as a 6th Round pick (#192), the 27th LB drafted.

COLLEGE Spent 2 seasons at Cal, 2005-06, after transferring from City College of San Francisco junior college...Led Cal in tackles each season...Led Pac 10 in tackles as a senior with 126 stops en route to 1st-Team All-Pac 10 honors...Named 2nd-Team All-Pac 10 in 2005 in his 1st season at California,

leading team with 89 tackles...Named California Junior College Defensive Player of the Year in 2004 and was ranked 4th-best JC player in the country...Named 1st-Team JC All-America with 118 tackles in 10 games...Helped team to undefeated JC national title in 2003 as a freshman.

PREP Earned 2nd-Team All-State as a senior at Fairfield (CA) High...Played in California North-South Shrine Game as a senior in 2002...Standout RB and LB also played basketball.

BISHOP'S NFL TOTALS

Year	GP/GS	Tackles			Sacks	INTs	PBU	TFL	QBH	FF/FR	Special
		Solo	Asst.	Total							Teams
2007 (GB)	10/0	4	2	6	0.0	0	0	-	-	0/0	12
<i>Playoffs</i>	<i>1/0</i>	<i>0</i>	<i>0</i>	<i>0</i>	<i>0.0</i>	<i>0</i>	<i>0</i>	-	-	<i>0/0</i>	<i>2</i>
2008 (GB)	15/1	18	9	27	1.0	0	0	-	-	3/0	15
2009 (GB)	16/0	11	3	14	0.0	0	1	-	-	0/1	22
<i>Playoffs</i>	<i>1/0</i>	<i>0</i>	<i>0</i>	<i>0</i>	<i>0.0</i>	<i>0</i>	<i>0</i>	-	-	<i>0/0</i>	<i>1</i>
2010 (GB)	15/12	82	39	121	3.0	1 (32t)	10	-	-	2/0	3
<i>Playoffs</i>	<i>4/4</i>	<i>26</i>	<i>4</i>	<i>30</i>	<i>1.0</i>	<i>0</i>	<i>1</i>	-	-	<i>1/2</i>	<i>0</i>
2011 (GB)	13/13	109	33	142	5.0	0	2	-	-	2/0	0
<i>Playoffs</i>	<i>1/1</i>	<i>4</i>	<i>2</i>	<i>6</i>	<i>0.0</i>	<i>0</i>	<i>2</i>	-	-	<i>0/0</i>	<i>0</i>
2012 (GB)		INJURED RESERVE									
Totals	69/26	224	86	310	9.0	1 (32t)	13	-	-	7/1	52
<i>Playoffs</i>	<i>7/5</i>	<i>30</i>	<i>6</i>	<i>36</i>	<i>1.0</i>	<i>0</i>	<i>3</i>	-	-	<i>1/2</i>	<i>3</i>

SINGLE-GAME CAREER HIGHS

Tackles..... 20..... vs. St. Louis, 10/16/11
 Solos..... 15..... vs. St. Louis, 10/16/11
 Sack..... 1.0..... 9 times, last vs. Minnesota, 11/14/11
 Interception..... 1..... vs. Minnesota, 10/24/10
 Long INT Return..... 32t..... vs. Minnesota, 10/24/10
 Forced Fumble..... 2..... vs. Houston, 12/7/08
 Passes Defensed..... 2..... @ NY Jets, 10/31/10; vs. Chicago, 1/2/11
 Special Teams Tackles..... 4..... @ St. Louis, 12/16/07; vs. Dallas, 11/15/09

BISHOP'S SACKS (*playoffs)			BISHOP'S INTERCEPTION		
GAME	QB	SACK	GAME	QB	INT
vs. Houston, 12/7/08	Matt Schaub	1.0	vs. Minnesota, 10/24/10	Brett Favre	1 (32t)
@ Washington, 10/10/10	Donovan McNabb	1.0	Total		1 (32t)
vs. Dallas, 11/7/10	Jon Kitna	1.0			
@ New England, 12/19/10	Tom Brady	1.0	BISHOP'S TOUCHDOWN		
@ Philadelphia, 1/9/11*	Michael Vick	1.0	GAME	PLAY	
@ Carolina, 9/18/11	Cam Newton	1.0	vs. Minnesota, 10/24/10	32t INT Return	
vs. Denver, 10/2/11	Kyle Orton	1.0			
@ Atlanta, 10/9/11	Matt Ryan	1.0			
@ San Diego, 11/6/11	Phillip Rivers	1.0			
vs. Minnesota, 11/14/11	Christian Ponder	1.0			
Total		10.0			

LONDON CALLING

The NFL has raised the profile of the game internationally in recent years and in 2013 the Vikings will experience the 1st regular season game on international soil in club history. The Vikings have a proud history of playing internationally and were among the groundbreaking teams in the NFL to play overseas- playing the 1st NFL game in London and the 1st NFL game in Sweden. In 2013, the club will face another storied NFL franchise- Pittsburgh- at Wembley Stadium on 9/29/13.

NFL INTERNATIONAL GAMES (REGULAR SEASON, home team CAPS)

10/2/05..... Mexico City..... ARIZONA 31, San Francisco 14
 10/28/07.... London..... NY Giants 13, MIAMI 10
 10/26/08.... London..... NEW ORLEANS 37, San Diego 32
 12/7/08..... Toronto..... Miami 16, BUFFALO 3
 10/29/09.... London..... New England 35, TAMPA BAY 7
 12/3/09..... Toronto..... NY Jets 19, BUFFALO 13
 10/31/10.... London..... SAN FRANCISCO 24, Denver 16
 11/7/10..... Toronto..... Chicago 22, BUFFALO 19
 10/23/11.... London..... Chicago 24, TAMPA BAY 18
 10/30/11.... Toronto..... BUFFALO 23, Washington 10
 10/28/12.... London..... New England 45, ST. LOUIS 7
 12/16/12.... Toronto..... Seattle 50, BUFFALO 17
 9/29/13.... London..... Pittsburgh vs. MINNESOTA
 10/24/13.... London..... San Francisco vs. JACKSONVILLE
 12/1/13.... Toronto..... Atlanta vs. BUFFALO

VIKINGS INTERNATIONAL GAMES (PRESEASON)

8/6/83.... London..... Minnesota 28, St. Louis 10
 8/14/88.. Goteborg, Sweden.... Minnesota 28, Chicago 21
 8/7/93.... Berlin..... Minnesota 20, Buffalo 6
 8/6/94.... Tokyo..... Minnesota 17, Kansas City 9



ROBERT BLANTON #36

POSITION: Safety
HEIGHT/WEIGHT: 6-1/200
DOB: 9-7-89
HOMETOWN: Matthews, NC

COLLEGE: Notre Dame
ACQUIRED: D5 (#139) for 2012
NFL SEASON: 2
VIKINGS SEASON: 2

GAMES/STARTS (regular season, playoffs) 2012 (13/0, 1/0-Minn). **Total-** 13/0, 1/0.

- Joined former collegiate teammate Harrison Smith in Vikings backfield as rookies in 2012.
- Saw 1st extensive action on defense vs. Tennessee (10/7/12) following Harrison Smith's ejection from the game.

OFF THE FIELD Graduated from the Mendoza College of Business at Notre Dame with degree in finance...In high school, Blanton was a first lieutenant in Butler's JROTC program...Volunteered as a coach for a youth football team in Mint Hill, NC...Spokesperson for Butler High's D.R.E.A.M. Team and was recognized by the Carolina Panthers as a Panthers Community Captain during one of their games for his outstanding performance in the classroom and the community...Lived in Italy from 1996-2000 as his father served in Air Force.

PRO Saw action in 13 games and Wild Card playoff game, primarily as a special teams stalwart...Played most of game at S in place of Smith after his ejection vs. Tennessee (10/7/12)...Selected #139 overall...Joins former college teammate Harrison Smith in the Vikings 2012 draft class, the 1st ND pair to be drafted by the Vikings in the same year in team history.

2012 Saw action in 13 games and the Wild Card playoff game at Green Bay (1/5/13)...Notched season-high with 5 tackles

vs. Tennessee (10/7), playing the majority of the game after fellow S Harrison Smith was ejected from the game...Had season-high 2 special teams tackles at Chicago (11/25) and at St. Louis (12/16).

COLLEGE Appeared in 50 consecutive games at Notre Dame, making 26 starts...Missed only the Week 1 game as a freshman in 2008...Totaled 193 career tackles with 19 TFLs, 16 pass breakups and 8 INTs...Recorded a career-high 70 tackles as a senior in 2011...His 8 TFLs in 2011 were the most by a DB since the 1999 season...Blocked a Utah punt on 11/13/10 and returned it 8 yards for a TD, the 1st ND player to block a punt for a TD since 2008...Had 2 career TDs at Notre Dame; the 1st was a 47-yard INT return vs. Purdue on 9/27/08...Led ND with 9 tackles and 1 INT vs. Miami in the Hyundai Sun Bowl on 12/31/10...Made his way into the starting lineup for the final 4 games as a freshman.

PREP Named 1st-Team All State in 2006 and 2007 by North Carolina Associated Press and by the Charlotte Observer for his play at Butler High School in Matthews, NC...2007 Defensive Player of the Year by the Charlotte Observer...Blocked 6 kicks as a senior and added 94 tackles and 5 INTs...Named 2nd-Team All State in 2005 after posting 126 tackles, 6 INTs, 6 FFs, 6 blocked kicks and 10 PBUs...Standout in basketball and track, surpassing 21 feet in the long jump and 6'10" in the high jump.

BLANTON'S NFL TOTALS

Year	GP/GS	Tackles					INTs	PBU	TFL	QBH	FF/FR	Special Teams
		Solo	Asst.	Total	Sacks							
2012 (Minn).....	13/0	4	1	5	0.0	0	1	1.0	0	0/0	10	
<i>Playoffs</i>	1/0	0	0	0	0.0	0	0	0	0	0/0	1	
Totals	13/0	4	1	5	0.0	0	1	1.0	0	0/0	10	
<i>Playoffs</i>	1/0	0	0	0	0.0	0	0	0	0	0/0	1	

SINGLE-GAME CAREER HIGHS

- Tackles.....5.....vs. Tennessee, 10/7/12
- Tackle For Loss.....1.....vs. Tennessee, 10/7/12
- Passes Defensed.....1.....vs. Tennessee, 10/7/12
- Special Teams Tackles.....2.....@ Chicago, 11/25/12; @ St. Louis, 12/16/12

2014 VIKINGS SCHEDULE ROTATION

The Vikings 2014 schedule rotation will feature the team facing the NFC South and AFC East in intraconference and interconference play and will face teams finishing in their same position from the NFC East and NFC West

2014 VIKINGS SCHEDULE ROTATION

- HOME.....AWAY
- Chicago.....Chicago
- Detroit.....Detroit
- Green Bay.....Green Bay
- Atlanta.....New Orleans
- Carolina.....Tampa Bay
- New England.....Buffalo
- NY Jets.....Miami
- NFC East.....NFC West





LaMARK BROWN #87

POSITION: Wide Receiver
HEIGHT/WEIGHT: 6-4/221
DOB: 7-5-89
HOMETOWN: Hazelwood, MO

COLLEGE: Minnesota St.-Mankato
ACQUIRED: FA for 2012
NFL SEASON: 1
VIKINGS SEASON: 1

GAMES/STARTS (regular season, playoffs) 2012 (PS-Minn, TB, Buff). **Total-** 0/0.

- Spent final 3 weeks of 2012 regular season and Wild Card playoff week on Vikings practice squad.

OFF THE FIELD Joins rookie WR Adam Thielen as former MSU-Mankato players on the Vikings roster, their alma mater hosts the Vikings annual summer training camp...Played 1 season as MSU-Mankato after beginning his collegiate career at Kansas State...Majored in communications studies.


PRO Will compete for spot in Vikings WR corps in 2013 after spending a month on the practice squad to end 2012...Had practice experience as a rookie in 2012 with Buffalo, Tampa Bay and Minnesota after going through training camp and preseason with Atlanta as a rookie free agent...Joined Vikings practice squad on 12/10/12...Signed as rookie free agent with Atlanta on 4/30/12 and released in roster cutdown on 8/31/12.

2012 Found a home on Vikings practice squad for the final 3 regular season games and the Wild Card playoff week...Began

season on Buffalo practice squad, joining the team for Week 1, signing on 9/3 and was released on 10/2...Joined Tampa practice squad on 10/6 before being released on 11/13.

COLLEGE Transferred from Kansas State to MSU-Mankato after 3 years at KSU...In his lone season, 2011, at MSU-Mankato he hauled in 31 passes for 405 yards and 5 TDs along with 31 carries for 98 yards and 4 TDs...Sat out 2010 season at MSU due to transfer rules...Played in 8 games and started 1 as a true freshman at KSU...Moved from WR to RB as a sophomore in 2008, running for career-best 137 yards vs. Louisiana-Lafayette...Moved back to WR in 2009 and caught 3 TD passes.

PREP Named Class 6A All-State as a junior and senior at Hazelwood West High in suburban St. Louis...Standout at FS and RB...Ran for 1,249 yards as a junior...As a senior, scored 13 of his team's 20 TDs on the season...Ranked as the #1 recruit in the St. Louis metro area as a senior and #3 player in Missouri...Earned PrepStar All-America honors.



BRANDON BURTON #27

POSITION: Cornerback
HEIGHT/WEIGHT: 5-11/190
DOB: 7-31-89
HOMETOWN: Houston, TX

COLLEGE: Utah
ACQUIRED: D5 (#139) for 2011
NFL SEASON: 3
VIKINGS SEASON: 3

GAMES/STARTS (regular season, playoffs) 2011 (10/1), 2012 (4/0). **Total-** 14/1.

- Started 1st career game vs. New Orleans (12/18/11) at nickel.
- Ran on same club track team during high school as Adrian Peterson, the Texas Mustangs.

OFF THE FIELD Born in Germany while his father served in the US Army...Ran on same club track team in high school as Adrian Peterson, the Texas Mustangs...Aspires to work in the sports performance field following his playing career...Enjoys golfing and cooking when away from football...Economics major was on the Athletic Director's Honor Roll in 2007.

PRO Provides depth in defensive backfield and on special teams...Played in 10 games and started 1 during rookie season...Selected #139 overall in 2011 by the Vikings...Is the 1st Utah player drafted by the Vikings since G Ed Ta'Amu in 2002.

2012 Played in 4 regular season games, primarily on special teams...Saw action on defense and special teams in season opener vs. Jacksonville (9/9)...Played on KO return at Detroit (9/30) when Percy Harvin returned the opening kickoff 105 yards for a TD.

2011 Saw action in 10 games with 1 start as a rookie and saw time in 10 games...Started 1st career game vs. New Orleans

(12/18) as nickel back...Inactive for the opening 4 games of the season, suited up for 1st career game vs. Arizona (10/9), the 1st win of the Vikings season...Regular on special teams throughout season.

COLLEGE Elected to leave Utah after his junior season...Was on the Jim Thorpe Award Watch List entering the 2010 season...Saw action in 37 career games making 25 starts...Named 2nd-Team All-MWC as a CB during his junior campaign...Was a 2-year starter recording 18 career pass breakups, which is tied for 9th place in Utah history...Started all 13 games as a junior in 2010...Set career highs in 2010 with 2 INTs and 51 total tackles...Appeared in 13 games making 12 starts during the 2009 season...In 2008 played in 11 games seeing most of his action on special teams...Redshirt in 2007.

PREP Attended Clear Creek High School in League City, TX...A 2-time team captain and All-District honors for his CB play as a junior and senior thanks to snagging 11 career interceptions...Was All-District return specialist during his final 3 seasons of high school...Returned 10 punts/kickoffs for TDs...Named Wildcats' defensive player of the year as a junior...Lettered in track and was the district 200 meter champion as a junior...Qualified for the Junior Olympics in the 200 meters.


BURTON'S NFL TOTALS

Year	GP/GS	Tackles			Sacks	INTs	PBU	TFL	QBH	FF/FR	Special
		Solo	Asst.	Total							Teams
2011 (Minn)	10/1	2	1	3	0.0	0	0	0.0	0	0/0	6
2012 (Minn).....	4/0	0	0	0	0.0	0	0	0.0	0	0/0	0
Totals.....	14/1	2	1	3	0.0	0	0	0.0	0	0/0	6

SINGLE-GAME CAREER HIGHS

Tackles.....2.....vs. New Orleans, 12/18/11

Special Teams Tackles2.....@ Washington, 12/24/11



STEPHEN BURTON #11

POSITION: Wide Receiver

HEIGHT/WEIGHT: 6-1/224

DOB: 12-11-89

HOMETOWN: Lakewood, CA

COLLEGE: West Texas A&M

ACQUIRED: D7b (#236) for 2011

NFL SEASON: 3

VIKINGS SEASON: 3

GAMES/STARTS (regular season, playoffs) 2011 (3/0), 2012 (12/1).
Total- 15/1.

- Grabbed 1st career TD pass on a batted ball in the endzone at Indianapolis (9/16/12) and started 1st career game 5 weeks later vs. Arizona (10/21/12).

- Began rookie season on practice squad before moving to 53-man roster.

OFF THE FIELD Majored in sports and exercise science at West Texas A&M...Aspire to get into teaching and coaching following his football career...Enjoys hiking and travel in his free time... Helped coach youth track and field athletes in his hometown during 2013 offseason...Joins fellow 2011 Vikings draft pick Mistral Raymond as former junior college transfers.

PRO Climbed through Vikings ranks from practice squad to playing in 3 games during rookie season and 12 with 1 start in 2012...Joined 6th-rounder Brandon Fusco from Slippery Rock as fellow Division II players drafted by the Vikings in 2011.

2012 Started 1st career game vs. Arizona (10/21) and played in 12 games...Snared 1st TD on a batted ball at Indianapolis

(9/16), a 7-yarder from Christian Ponder...Hauled in career-high 3 passes at St. Louis (12/16) with a long of 13...Inactive for final 2 regular season games and Wild Card at Green Bay (1/5/13).

2011 Saw action in 3 games after spending opening 7 weeks of rookie campaign on Vikings practice squad...Made NFL debut at Carolina (10/30)...Hauled in a pair of passes for 38 yards vs. Denver (12/8), the 2nd career game he played in, with receptions of 21 and 17 yards...Played in final game of season at Detroit (12/11) and suffered injury that placed him on injured reserve the following day.

COLLEGE Earned 1st-Team All-Lone Star Conference honors as a senior...Helped WTAMU go 8-4 in 2010, including a berth in the playoffs, losing at Central Missouri...The Buffaloes ended season ranked #18 in the national polls...Career highlight was a 99-yard TD catch against Tarleton State in 2010, part of a 5-catch, 144-yard, 2-TD day...A 2-time All-Conference choice at Long Beach CC...Earned team MVP in his 1st season at Long Beach in 2007

PREP Earned Offensive Player of the Year honors as a senior at Artesia High in Lakewood, CA...Standout WR and RB during high school career.

BURTON'S NFL TOTALS

Year	GP/GS	RECEIVING					
		No.	Yds.	Avg.	Lg	TD	
2011 (Minn)	3/0	2	38	19.0	21	0	
2012 (Minn).....	12/1	5	35	7.0	13	1	
Total.....	15/1	7	73	10.4	21	1	

SINGLE-GAME CAREER HIGHS

Receptions.....3.....@ St. Louis, 12/16/12


Receiving Yards 38..... vs. Denver, 12/4/11

Long Catch..... 21..... vs. Denver, 12/4/11

TD Catch1.....@ Indianapolis, 9/16/12

BURTON'S TOUCHDOWNS

Game	Play
@ Indianapolis, 9/16/12	7 pass from C. Ponder
Total.....	1



JOHN CARLSON #89

POSITION: Tight End
HEIGHT/WEIGHT: 6-5/248
DOB: 5-12-84
HOMETOWN: Litchfield, MN

COLLEGE: Notre Dame
ACQUIRED: FA (Sea) for 2012
NFL SEASON: 6
VIKINGS SEASON: 2

GAMES/STARTS (regular season, playoffs) 2008 (16/9-Sea), 2009 (16/16, 2/0-Sea), 2010 (15/13-Sea), 2011 (1R-Sea), 2012 (14/6, 1/0-Minn). **Total-** 61/44, 3/0 (14/6, 1/0-Minn; 47/38, 2/0-Sea).

- Native Minnesotan returned to his home state team as a free agent for the 2012 season.
- Seattle's Man of the Year for his community outreach in 2011.

OFF THE FIELD Became involved with Medical Teams International during 2013 offseason, a program that is providing mobile dental unit service to patients in need throughout Minnesota...Active with youth and education initiatives, a cause close to him as both his parents are teachers...Grew up in Litchfield, MN in the west central part of the state...Played on state championship basketball teams twice during prep career at Litchfield where he was teammates with his brother, Alex, and coached by his father, John...Mother, Bette Jo, and father were student-athletes at St. Cloud State...Brother, Alex, was an All-Region basketball player at SCSU...Roomed with Vikings C John Sullivan during their senior year at Notre Dame...Walked on with Irish basketball team, scoring 2 points as a freshman with a pair of free throws against St. John's at Madison Square Garden...Earned degree in history from ND, playing his final season in 2007 as a graduate student...He and wife, Danielle, have 2 children...Danielle was a ND volleyball captain during her playing career.

HONORS Selected Seahawks **Man of the Year** in 2011...Named to Pro Football Weekly **All-Rookie** team in 2008.

PRO Part of same draft class in Seattle as current Vikings Lawrence Jackson...Returns for 2nd season with home-state Vikings in 2013...Joined Vikings as a free agent after 4 seasons with Seattle...Enjoyed record-setting seasons with Seahawks, establishing top 2 seasons for catches by a TE with 55 as a rookie and 51 in 2009...Set Seahawks record for TDs in a season by a TE with 7 in 2009 and the top 2 single-season yardage marks by a TE with 627 as a rookie and 574 in 2009...Earned All-Rookie honors in 2008...Selected as the TE on Seahawks 35th Anniversary team as voted by readers on Seahawks.com in spring 2011...Led Seattle in catches, yards and TDs as a rookie, only the 4th time a rookie TE led his team in all 3 areas, joining Mike Ditka (1961), Bob Trumpy (1968) and Keith

Jackson (1988)...Drafted by Seattle in the 2nd round of 2008 (#38 overall).

2012 Saw time in 14 regular season games and the Wild Card playoff matchup at Green Bay with 6 starts...Had season-best 3 catches at St. Louis (12/16)...Had a catch in 3 straight games-at Detroit (9/30), vs. Tennessee (10/7) and at Washington (10/14).

2011 Named Seahawks Man of the Year for his community outreach efforts...Selected by readers of Seahawks.com as the TE on the club's 35th Anniversary Team...Suffered shoulder injury during preseason and was placed on injured reserve for the season before preseason schedule was over.

2010 Started 13 of the 15 games he played...Saw action in a pair of playoff games...Seattle won the NFC West with a 7-9 record, the 1st team to win a Division title with a sub-.500 record...Topped defending Super Bowl champions New Orleans in Wild Card game at Seattle...Caught a pair of TD passes in playoff game vs. New Orleans (1/8/11)...Advanced to NFC Divisional Round, losing at Chicago.

2009 Started all 16 games...Scored career-best 7 TDs, a record for Seattle TEs...His 51 catches and 574 receiving yards rank 2nd only to his own 2008 totals in club history among TEs...Caught pair of TDs vs. St. Louis (9/13) in the regular season opener.

2008 Had immediate impact on Seattle with franchise records for a TE with 55 catches and 627 yards with 5 scores...Earned **All-Rookie** honors from Pro Football Weekly...Became only the 4th rookie TE in NFL history to lead his franchise in all 3 receiving categories...Snared 1st career 100+ yard day with 105 yards at Dallas (11/27) on 6 catches...Started 9 of the 16 games he played.

COLLEGE Served as ND captain as a senior...Ended collegiate career with 100 catches, 8 TDs and 1,093 yards...One of the top TEs in Notre Dame history...Finalist for Mackey Award as a junior.

PREP Standout in football, basketball and tennis at Litchfield High...Helped team to state titles in basketball twice during his career...Earned football All-State honors twice...Coached in basketball and tennis by his father, John...Played in state basketball all-star game.

CARLSON'S NFL TOTALS

Year	GP/GS	No.	RECEIVING			
			Yds.	Avg.	Lg	TD
2008 (Sea)	16/9	55	627	11.4	33	5
2009 (Sea)	16/16	51	574	11.3	42	7
2010 (Sea)	15/13	31	318	10.3	37	1
Playoffs	2/0	4	31	7.7	14	2
2011 (Sea)			injured reserve			
2012 (Minn)	14/6	8	43	5.4	14	0
Playoffs	1/0	0	0	0.0	0	0
Total	61/44	145	1,562	10.8	42	13
Playoffs	3/0	4	31	7.7	14	2

KICKOFF
 EXECUTIVES
 STAFF
 COACHES
 PLAYERS
 ROOKIES
 2012 SEASON
 RECORDS
 PLAYOFF RECORDS
 HISTORY
 EXTRA POINTS

SINGLE-GAME CAREER HIGHS

Receptions..... 8..... vs. New England, 12/7/08
 Receiving Yards105..... @ Dallas, 11/27/08
 Long Catch 42..... vs. Arizona, 10/18/09
 Receiving TDs2..... vs. St. Louis, 9/13/09

CARLSON'S 100-YARD GAMES

Game	Yards
@ Dallas, 11/27/08	105

CARLSON'S CAREER GAME-BY-GAME (*starts)

2008	Opponent	RECEIVING					
		No	Yds	Avg.	Lg	TD	
9/7	@ Buffalo	4	52	13.0	20	0	
9/14	San Francisco*	6	78	13.0	17	0	
9/21	St. Louis*	2	38	19.0	22	0	
10/5	@ NY Giants*	0	0	0.0	0	0	
10/12	Green Bay*	4	22	5.5	8	1	
10/19	@ Tampa Bay*	3	11	3.7	6	1	
10/26	@ San Francisco	1	13	13.0	13	0	
11/2	Philadelphia	2	30	15.0	23	0	
11/9	@ Miami*	5	54	10.8	20	0	
11/16	Arizona*	3	39	13.0	25	0	
11/23	Washington	2	14	7.0	10t	1	
11/27	@ Dallas	6	105	17.5	33	0	
12/7	New England*	8	69	8.6	25	1	
12/14	@ St. Louis	5	76	15.2	28	0	
12/21	NY Jets*	2	12	6.0	10	1	
12/28	@ Arizona	2	14	7.0	7	0	
Total		55	627	11.4	33	5	
2009	Opponent	No	Yds	Avg.	Lg	TD	
9/13	St. Louis*	6	95	15.8	38	2	
9/20	@ San Francisco*	6	46	7.7	17	0	
9/27	Chicago*	3	28	9.3	11	0	
10/4	@ Indianapolis*	5	39	7.8	12	0	
10/11	Jacksonville*	2	31	15.5	16	0	
10/18	Arizona*	2	55	27.5	42	0	
11/1	@ Dallas*	3	36	12.0	18	0	
11/8	Detroit*	6	42	7.0	15	0	
11/15	@ Arizona*	1	31	31.0	31t	1	
11/22	@ Minnesota*	0	0	0.0	0	0	
11/29	@ St. Louis*	2	14	7.0	14	0	
12/6	San Francisco*	1	9	9.0	9	0	
12/13	@ Houston*	3	24	8.0	12	1	
12/20	Tampa Bay*	7	86	12.3	29t	1	
12/27	@ Green Bay*	2	24	12.0	16t	1	
1/3/10	Tennessee*	2	14	7.0	8	1	
Total		51	574	11.3	42	7	
2010	Opponent	No	Yds	Avg.	Lg	TD	
9/12	San Francisco*	3	36	12.0	19	0	

CARLSON'S TOUCHDOWNS (* playoffs)


Game	Play
vs. Green Bay, 10/12/08	6 pass from C. Frye
@ Tampa Bay, 10/19/08	2 pass from S. Wallace
vs. Washington, 11/23/08	10 pass from M. Hasselbeck
vs. New England, 12/7/08	10 pass from S. Wallace
vs. NY Jets, 12/21/08	2 pass from S. Wallace
vs. St. Louis, 9/13/09	1 pass, 33 pass from M. Hasselbeck
@ Arizona, 11/15/09	31 pass from M. Hasselbeck
@ Houston, 12/13/09	4 pass from M. Hasselbeck
Tampa Bay, 12/20/09	29 pass from M. Hasselbeck
@ Green Bay, 12/27/09	16 pass from M. Hasselbeck
vs. Tennessee, 1/3/10	6 pass from M. Hasselbeck
vs. San Diego, 9/26/10	9 pass from M. Hasselbeck
vs. New Orleans, 1/8/11*	11 pass, 7 pass from M. Hasselbeck
Total	15

9/19	@ Denver*	5	48	9.6	22	0
9/26	San Diego*	5	61	12.2	37	1
10/3	@ St. Louis*	1	15	15.0	15	0
10/17	@ Chicago*	2	21	10.5	14	0
10/24	Arizona*	1	3	3.0	3	0
10/31	@ Oakland*	3	47	15.7	35	0
11/7	NY Giants*	2	9	4.5	5	0
11/14	@ Arizona*	0	0	0.0	0	0
11/21	@ New Orleans*	3	14	4.7	7	0
11/28	Kansas City*	1	3	3.0	3	0
12/12	@ San Francisco	0	0	0.0	0	0
12/19	Atlanta*	1	31	31.0	31	0
12/26	@ Tampa Bay	3	27	9.0	12	0
1/2/11	St. Louis*	1	3	3.0	3	0
Total		31	318	10.3	37	1

PLAYOFFS

1/8/11	New Orleans	3	17	5.7	11t	2
1/16/11	@ Chicago	1	14	14.0	14	0
Total		4	31	7.7	14	2

2012	Opponent	No	Yds	Avg.	Lg	TD
9/9	Jacksonville*	0	0	0.0	0	0
9/16	@ Indianapolis*	0	0	0.0	0	0
9/23	San Francisco*	0	0	0.0	0	0
9/30	@ Detroit	1	-1	-1.0	-1	0
10/7	Tennessee*	1	2	2.0	2	0
10/14	@ Washington	1	7	7.0	7	0
10/21	Arizona	0	0	0.0	0	0
10/25	Tampa Bay	inactive				
11/4	@ Seattle	inactive				
11/11	Detroit	1	11	11.0	11	0
11/25	@ Chicago	1	7	7.0	7	0
12/2	@ Green Bay	0	0	0.0	0	0
12/9	Chicago*	0	0	0.0	0	0
12/16	@ St. Louis*	3	17	5.7	14	0
12/23	@ Houston	0	0	0.0	0	0
12/30	Green Bay	0	0	0.0	0	0
Total		8	43	5.4	14	0
PLAYOFFS						
1/5/13	@ Green Bay	0	0	0.0	0	0



MATT CASSEL #16

POSITION: Quarterback
HEIGHT/WEIGHT: 6-4/228
DOB: 5-17-82
HOMETOWN: Chatsworth, CA

COLLEGE: Southern California
ACQUIRED: FA (KC) for 2013
NFL SEASON: 9
VIKINGS SEASON: 1

GAMES/STARTS (regular season, playoffs) 2005 (2/0-NE), 2006 (6/0-NE), 2007 (6/0-NE), 2008 (16/15-NE), 2009 (15/15-KC), 2010 (15/15, 1/1-KC), 2011 (9/9-KC), 2012 (9/8-KC). **Total-** 78/62, 1/1 (48/47, 1/1-KC; 30/15-NE).

- Earned Pro Bowl honors with Kansas City in 2010.
- Has led 9 career comeback wins when tied or trailing in the 4th quarter of games.
- Part of 2007 Patriots squad that went undefeated in regular season and advanced to Super Bowl XLII against NY Giants.

OFF THE FIELD Majored in communications...Mother, Barbara, is a set decorator in Hollywood and late father, Greg, was a script writer...Married to Lauren, who was a captain of the USC volleyball team that won the 2002 national title...Couple has 3 children...Played in 1994 Little League World Series on the Northridge, CA team...Played a season of baseball at USC and was drafted by the Oakland A's out of high school...Family lost their home in the Northridge earthquake.

PRO Experienced veteran QB has started 62 of his 78 career regular season games...Started 47 regular season games and 1 playoff contest for Kansas City from 2009-12...Stepped into starting job for New England in 2008 after Tom Brady was injured in the season opener, leading team to a 10-5 mark as the starter in the final 15 games...Has posted passer rating of 100+ in 15 career games, notching 11-4 record...Has thrown for 300+ yards in 7 career games and passed the 400+ mark in 3 games...Has led his teams to 9 comeback wins when tied or trailing in the 4th quarter...Had a career-long streak of 162 passes without an INT in 2010...Ranked #2 in NFL in 2010 with +20 TD/INT ratio (27-7), trailing only Brady's +32 ratio...Helped 2010 Chiefs win AFC West title for 1st time since 2003 and completed turnaround from 2009 when team went 4-12 and

finished last in Division to winning AFC West in 2010.

HONORS Selected to **Pro Bowl** in 2010...Named **AFC Offensive Player of the Month** in November 2011...**FedEx Air Player of the Week** at Seattle (11/28/11)...Tabbed as **AFC Offensive Player of the Week** at Miami (11/23/08).

2012 Started 8 of 9 games he played...Won lone game at New Orleans (9/23)...Threw for season-high 301 yards and 2 TDs at Buffalo (9/16)...Had 2-TD passing days at Buffalo (9/16) and vs. San Diego (9/30)...Notched season-high 85.1 passer rating vs. Oakland (10/28) coming off the bench...Had a 5-yard TD run vs. Atlanta (9/9) in the season opener...Inactive for game vs. Tampa Bay (10/14) after suffering head injury the previous week vs. Baltimore (10/7)...Started vs. Cincinnati (11/18) and was active but did not play in final 6 games of season.

2011 Started the opening 9 games of season, going 4-5...Posted career-best 138.9 passer rating and tied career-best with 4 TD passes at Indianapolis (10/9)...Led Chiefs to 4 straight wins- vs. Minnesota (10/2), at Indianapolis (10/9), at Oakland (10/23) and vs. San Diego (10/31)...Threw for season-high 261 yards vs. San Diego (10/31)...Suffered hand injury vs. Denver (11/13) and placed on injured reserve on 11/21.

2010 Named to **1st Pro Bowl**...Had career-highs with 27 TD passes, 93.0 passer rating, a +20 TD/INT ratio (27-7), career-low 1.6 INT ratio (7 INT/450 attempts)...Guided Chiefs to 10-5 record as the starter...Helped win the AFC West with 10-6 overall mark and host Baltimore in AFC Wild Card playoff round...Keyed KC turnaround from 4-12 mark in 2009 and last-place finish in AFC West to winning Division in 2010...AFC West title was KC's 1st since 2003...Won career-best 5 straight starts- vs. Arizona (11/21) through vs. Tennessee (12/26)...Threw for career-best 469 yards yards, the 2nd-highest total in KC team history, at Denver (11/14), going 33-for-53 on the day to set a pair of career highs...His 53 attempts without an INT set a Chiefs team record...Had a pair of 4-TD days, at Denver (11/14) and at Seattle (11/23)...Added a rushing TD at Seattle (11/23) en route to being named FedEx Air Player of the Week for his efforts...Named AFC Offensive Player of the Month for November when he went 90-for-144 (62.5%), for 1,111 yards and 12 TDs with 1 INT and a 111.2 passer rating...Had streak of 162 passes without an INT during the season, his career-long and the 3rd-longest in KC team history...Ended season with 6 games with a completion percentage of 60.0 or better...Had 7 games with a passer rating of 100+...Missed lone game of season with appendectomy.

PASSING FANCY

Matt Cassel threw for a career-best 469 yards at Denver (11/14/10), the 2nd-best passing game in Kansas City franchise history. As a starting QB, Cassel guided 2 teams to 10-5 marks- the 2008 Patriots and the 2010 Chiefs. Cassel led Kansas City to the 2010 playoffs and won the AFC West after finishing worst in the division the season before.

KANSAS CITY PASSING YARDS IN A GAME

QB, GAME	YARDS
Elvis Grbac, at Oakland (11/5/00)	504
Matt Cassel, at Denver (11/14/10)	469
Len Dawson, vs. Denver (11/1/64)	435

KANSAS CITY MOST PASS ATTEMPTS WITHOUT INT- GAME

QB, GAME	ATT
Matt Cassel, at Denver (11/14/10)	53
Trent Green, at Denver (12/7/03)	47

KANSAS CITY PASSING TDs IN A SEASON

QB, SEASON	TDs
Len Dawson, 1964	30
Len Dawson, 1962	29
Elvis Grbac, 2000	28
Matt Cassel, 2010	27
Trent Green, 2004	27

2009 Started 15 games in his 1st season with Chiefs...Led NFL with 10 TDs in 4th-quarter action...Took over reins of a team that went 2-14 in 2008 and led club to 4-11 mark as the starter...Threw for season-high 331 yards vs. Cleveland (12/20)...Posted season-high 124.5 passer rating at Philadelphia (9/27) and vs. Pittsburgh (11/22)...Had 6 multi-TD passing games on the season.

2008 Pressed into starting duty for final 15 games and led Patriots to a 10-5 mark with club going 11-5 but missing the AFC playoff field...Posted career-highs with 3,693 yards and

63.4% completions...Replaced Tom Brady in the lineup during season opener vs. Kansas City (9/7) when he went down with a knee injury...His 63.4% completion rate ranked 3rd in New England team history and his yardage mark ranked 8th in club records...Started 1st career game and notched 19-10 win at NY Jets (9/14)...Had back-to-back 400+ yard passing days vs. NY Jets (11/13) and at Miami (11/23)...Won final 4 games of season...Had 5 games with passer rating of 100+...Tossed 1st career 4-TD game at Oakland (12/14)...Had 5 games during season with 3+ TD passes.

2007 Played in 6 games during season...Scored 1st career rushing TD vs. Washington (10/28) on a 15-yard run...Part of New England squad that became 1st NFL team to go 16-0 in regular season and fell in Super Bowl XLIII.

2006 Saw time in 6 games...Completed 5 of 8 passes during season...Saw time in all 3 playoff games taking care of holding duties on FGs and PATs.

2005 Played in 2 games during rookie season...Saw action in his 1st career game vs. San Diego (10/2) and completed 1st

career pass to RB Patrick Pass for a 3-yard gain...Saw action vs. Miami (1/1/06) and tossed 2 TD passes, his 1st career TD pass going to Tim Dwight...Played in AFC Wild Card game vs. Jacksonville (1/7/06), downing the ball on a kneel down.

COLLEGE Played in 25 career games at USC as a backup to Heisman Trophy winners Carson Palmer and Matt Leinart...Trojans won back-to-back national titles in 2003 and 2004...Saw some time at TE as a junior...Saw action in career-high 10 games as a sophomore...Earned USC's Howard Jones/Football Alumni Club Academic Award for the upperclassman with the highest GPA...Played a season of baseball in 2004, going 0-1 as a starting pitcher for the Trojans.

PREP Standout in football and baseball at Chatsworth, CA High...Helped team win Los Angeles city title in baseball as a senior in 1999 where he played 1B and 3B...Threw for over 2,000 yards as a senior QB with 14 TDs through the air and 11 on the ground.

CASSEL'S NFL TOTALS

PASSING

Year	GP/GS	Att.	Comp.	Pct.	Yards	Yds/Att	TD	INT	LG	Sk/Yds	Rating
2005 (NE)	2/0	24	13	54.2	183	7.6	2	1	36	1/1	89.4
2006 (NE)	6/0	8	5	62.5	82	4.0	0	0	10	3/15	70.8
2007 (NE)	6/0	7	4	57.1	38	5.4	0	1	21	0/0	32.7
2008 (NE)	16/15	516	327	63.4	3,693	7.2	21	11	76t	47/219	89.4
2009 (KC)	15/15	493	271	55.0	2,924	5.9	16	16	61	42/243	69.9
2010 (KC)	15/15	450	262	58.2	3,116	6.9	27	7	75t	26/182	93.0
2011 (KC)	9/9	269	160	59.5	1,713	6.4	10	9	52t	22/120	76.6
2012 (KC)	9/8	277	161	58.1	1,796	6.5	6	12	46	19/101	66.7
Totals	78/62	2,044	1,203	58.9	13,495	6.6	82	57	76t	160/881	80.4

Record as Starter (regular/playoffs): 29-33; 10-5 in 2008, 4-11 in 2009, 10-5, 0-1 in 2010, 4-5 in 2011, 1-7 in 2012.

RUSHING

Year	Att.	Yards	Avg.	LG	TD
2005	6	12	2.0	9	0
2006	2	4	2.0	5	0
2007	4	12	3.0	15t	1
2008	73	270	3.7	19	2
2009	50	189	3.8	13	0
2010	33	125	3.8	23	0
2011	25	99	4.0	11	0
2012	27	145	5.4	21	1
Totals	220	856	3.9	23	4

SINGLE-GAME CAREER HIGHS

Attempts53..... @ Denver, 11/14/10
 Completions33..... @ Denver, 11/14/10
 Passing Yards 469..... @ Denver, 11/14/10
 Long Pass 76t..... vs. Arizona, 12/21/08
 Highest QB Rating 138.9..... @ Indianapolis, 10/9/11
 Passing TDs 4..... 4 times, last @ Indianapolis, 2011
 Interceptions 4..... vs. Buffalo, 12/13/09
 Rushing Attempts 9..... vs. Buffalo, 11/9/08; vs. Miami, 11/6/11
 Rushing Yards62..... vs. NY Jets, 11/13/08
 Long Rush23..... @ Seattle, 11/28/10
 Rushing TDs1..... 4 times, last vs. Atlanta, 9/9/12

CASSEL'S TOUCHDOWNS

GAME	Play
vs. Miami, 1/1/06.....	9 pass to T. Dwight, 9 pass to B. Watson
vs. Washington, 10/28/07.....	15 run
vs. Kansas City, 9/7/08.....	10 pass to R. Moss
vs. Miami, 9/21/08.....	5 pass to J. Gaffney
@ San Francisco, 10/5/08.....	66 pass to R. Moss
vs. Denver, 10/20/08.....	13 pass to R. Moss, 27 pass to R. Moss, 6 pass to W. Welker
vs. St. Louis, 10/26/08.....	15 pass to K. Faulk
vs. Buffalo, 11/9/08.....	13 run
vs. NY Jets, 11/13/08.....	19 pass to J. Gaffney, 10 pass to B. Watson, 16 pass to R. Moss
@ Miami, 11/23/08.....	8 run, 25 pass to R. Moss, 8 pass to R. Moss, 29 pass to R. Moss
@ Seattle, 12/7/08.....	2 pass to B. Watson
@ Oakland, 12/14/08.....	7 pass to K. Faulk, 20 pass to R. Moss, 13 pass to W. Welker, 9 pass to R. Moss
vs. Arizona, 12/21/08.....	15 pass to K. Faulk, 11 pass to W. Welker, 76 pass to R. Moss
@ Oakland, 9/20/09.....	29 pass to D. Bowe
@ Philadelphia, 9/27/09.....	13 pass to M. Bradley, 9 pass to B. Wade
vs. NY Giants, 10/4/09.....	1 pass to S. Ryan, 2 pass to B. Wade
vs. Dallas, 10/11/09.....	1 pass to M. Vrabel, 16 pass to D. Bowe
vs. San Diego, 10/25/09.....	7 pass to D. Bowe
@ Jacksonville, 11/8/09.....	54 pass to C. Chambers, 5 pass to C. Chambers
vs. Pittsburgh, 11/22/09.....	21 pass to L. Pope, 2 pass to J. Charles
@ San Diego, 11/29/09.....	7 pass to C. Chambers
vs. Cleveland, 12/20/09.....	9 pass to C. Chambers, 12 pass to M. Bradley
@ Cincinnati, 12/27/09.....	20 pass to T. Castille
vs. San Diego, 9/13/10.....	2 pass to T. Moeaki
vs. San Francisco, 9/26/10.....	31 pass to D. McCluster, 45 pass to D. Bowe, 18 pass to T. Moeaki
@ Houston, 10/17/10.....	2 pass to M. Vrabel, 17 pass to D. Bowe, 42 pass to D. Bowe
vs. Jacksonville, 10/24/10.....	53 pass to D. Bowe, 6 pass to Bowe
vs. Buffalo, 10/31/10.....	1 pass to D. Bowe
@ Oakland, 11/7/10.....	11 pass to V. Tucker, 20 pass to D. Bowe
@ Denver, 11/14/10.....	5 pass to J. Charles, 15 pass to D. Bowe, 11 pass to D. Bowe, 22 pass to D. Bowe
vs. Arizona, 11/21/10.....	1 pass to D. Bowe, 38 pass to D. Bowe
@ Seattle, 11/28/10.....	7 pass to D. Bowe, 36 pass to D. Bowe, 9 pass to D. Bowe, 6 pass to T. Moeaki
vs. Denver, 12/5/10.....	2 pass to L. Pope
@ St. Louis, 12/19/10.....	2 pass to L. Pope
vs. Tennessee, 12/26/10.....	14 pass to J. Charles, 5 pass to J. Charles, 75 pass to D. Bowe
vs. Buffalo, 9/11/11.....	6 pass to J. Charles
@ San Diego, 9/25/11.....	4 pass to D. Bowe, 1 pass to L. Pope
vs. Minnesota, 10/2/11.....	52 pass to D. Bowe
@ Indianapolis, 10/9/11.....	41 pass to D. Bowe, 16 pass to S. Breaston, 5 pass to D. Bowe, 11 pass to D. Bowe
vs. San Diego, 10/31/11.....	39 pass to J. Baldwin
vs. Denver, 11/13/11.....	1 pass to L. McClain
vs. Atlanta, 9/9/12.....	22 pass to K. Boss, 5 run
@ Buffalo, 9/16/12.....	33 pass to D. Bowe, 2 pass to D. Bowe
vs. San Diego, 9/30/12.....	13 pass to J. Charles, 29 pass to D. Bowe
vs. Oakland, 10/28/12.....	10 pass to D. McCluster
Total.....	86 (82 passing, 4 rushing)

CASSEL'S CAREER GAME-BY-GAME (* starts; scores for games started only)

2005 NEW ENGLAND.....	Att.	Comp.	Yards	Pct.	TD	INT	Lg	Sk/Yds	Rating	Rush	Yds	TD	Score
10/2.....@ San Diego.....	4	2	15	50.0	0	1	12	0/0	19.8	1	-1	0	
1/1/06..@ Miami.....	20	11	168	55.0	2	0	36	1/1	116.3	5	13	0	
Totals.....	24	13	183	54.1	2	1	36	1/1	89.4	6	12	0	

PLAYOFFS

1/7/06...@ Jacksonville.....	0	0	0	0.0	0	0	0	0/0	0.0	1	-1	0	
------------------------------	---	---	---	-----	---	---	---	-----	-----	---	----	---	--

2006 NEW ENGLAND.....

Att.	Comp.	Yards	Pct.	TD	INT	Lg	Sk/Yds	Rating	Rush	Yds	TD	Score
10/30....@ Minnesota.....	0	0	0	0.0	0	0	0	0/0	0.0	1	-1	0
11/19.....@ Green Bay.....	0	0	0	0.0	0	0	0	1/5	0.0	0	0	0
12/10.....@ Miami.....	3	2	12	66.7	0	0	8	1/4	74.3	0	0	0
12/17.....Houston.....	4	3	20	75.0	0	0	10	0/0	85.4	0	0	0
12/24.....@ Jacksonville.....	0	0	0	0.0	0	0	0	0/0	0.0	0	0	0
12/31.....@ Tennessee.....	1	0	0	0.0	0	0	0	1/6	39.6	1	5	0
Totals.....	8	5	32	62.5	0	0	10	3/15	70.8	2	4	0

PLAYOFFS

1/7/07... NY Jets.....	0	0	0	0.0	0	0	0	0/0	0.0	0	0	0	
1/14/07...@ San Diego.....	0	0	0	0.0	0	0	0	0/0	0.0	0	0	0	
1/21/07..@ Indianapolis.....	0	0	0	0.0	0	0	0	0/0	0.0	0	0	0	
Totals.....	0	0	0	0.0	0	0	0	0/0	0.0	0	0	0	

2007 NEW ENGLAND.....

Att.	Comp.	Yards	Pct.	TD	INT	Lg	Sk/Yds	Rating	Rush	Yds	TD	Score
9/9.....@ NY Jets.....	0	0	0	0.0	0	0	0	0/0	0.0	1	0	0
9/23.....Buffalo.....	0	0	0	0.0	0	0	0	0/0	0.0	0	0	0

10/1.....@ Cincinnati.....	0	0	0	0.0	0	0	0	0/0	0.0	2	-3	0
10/21.....@ Miami.....	2	0	0	0.0	0	1	0	0/0	0.0	0	0	0
10/28.....@ Washington.....	3	2	28	66.7	0	0	21	0/0	96.5	1	15	1
11/18.....@ Buffalo.....	2	2	10	100.0	0	0	6	0/0	87.5	0	0	0
Totals.....	7	4	38	57.1	0	1	21	0/0	32.7	4	12	1

2008 NEW ENGLAND.....Att.	Comp.	Yards	Pct.	TD	INT	Lg	Sk/Yds	Rating	Rush	Yds	TD	Score
9/7.....Kansas City.....	13	152	72.2	1	0	51	2/16	116.0	4	13	0	
9/14.....@ NY Jets*.....	23	16	165	69.6	0	0	26	4/9	89.9	1	7	W 19-10
9/21.....Miami*.....	31	19	131	61.3	1	1	21	4/17	68.1	2	4	W 13-38
10/5.....@ San Francisco*.....	32	22	259	68.8	1	2	66t	5/26	77.5	4	5	W 30-21
10/12.....@ San Diego*.....	28	22	203	57.9	0	1	28	4/10	61.6	7	29	W 10-30
10/20.....Denver*.....	24	18	185	75.0	3	0	29	6/38	136.3	4	1	W 41-7
10/26.....St. Louis*.....	33	21	267	63.6	1	2	30	3/17	73.7	7	22	W 23-16
11/2.....@ Indianapolis*.....	34	25	204	73.5	0	1	20	0/0	76.1	5	20	L 15-18
11/9.....Buffalo*.....	32	22	234	68.8	0	0	27	1/8	89.8	9	22	W 20-10
11/13.....NY Jets*.....	51	30	400	58.8	3	0	43	3/14	103.4	8	62	L 31-34
11/23.....@ Miami*.....	43	30	415	69.8	3	1	64	2/7	114.0	2	14	W 48-28
11/30.....Pittsburgh*.....	39	19	169	48.7	0	2	27	5/24	39.4	2	1	L 10-33
12/7.....@ Seattle*.....	44	26	268	59.1	1	0	33	3/8	84.3	7	14	W 24-21
12/14.....@ Oakland*.....	30	18	218	60.0	4	1	30	3/8	108.1	6	18	W 49-26
12/21.....Arizona*.....	36	20	345	55.6	3	0	76t	1/12	116.1	2	19	W 47-7
12/28.....@ Buffalo*.....	8	6	78	75.0	0	0	19	1/5	105.2	3	19	W 13-0
Totals.....	516	327	3,693	63.4	21	11	76t	47/219	89.4	73	270	2

2009 KANSAS CITY.....Att.	Comp.	Yards	Pct.	TD	INT	Lg	Sk/Yds	Rating	Rush	Yds	TD	Score
9/20.....Oakland*.....	39	24	241	61.5	1	2	29t	2/5	66.3	5	34	W 44-24
9/27.....@ Philadelphia*.....	18	14	90	77.8	2	0	13t	3/19	124.5	2	-1	L 14-34
10/4.....NY Giants*.....	32	15	127	46.9	2	0	43	5/39	78.5	4	25	L 16-27
10/11.....Dallas*.....	41	23	253	56.1	2	0	25	4/21	90.8	4	28	L 20-26
10/18.....@ Washington*.....	31	16	186	51.6	0	0	32	5/28	70.1	6	16	W 14-6
10/25.....San Diego*.....	25	10	97	40.0	1	3	24	5/18	25.3	5	24	L 7-37
11/8.....@ Jacksonville*.....	39	23	262	59.0	2	0	54t	3/21	96.3	2	3	L 21-24
11/15.....@ Oakland*.....	34	19	216	55.9	0	1	41	2/10	62.9	4	-3	W 16-10
11/22.....Pittsburgh*.....	30	15	248	50.0	2	0	61	5/34	100.4	1	-1	W 27-24
11/29.....@ San Diego*.....	31	19	178	61.3	1	1	49	1/11	74.4	6	22	L 14-43
12/6.....Denver*.....	29	10	84	34.5	0	2	16	2/6	14.6	3	17	L 13-44
12/13.....Buffalo*.....	43	26	224	60.5	0	4	26	3/15	35.4	2	-6	L 10-16
12/20.....Cleveland*.....	40	22	331	55.0	2	0	39	1/8	99.1	2	10	L 34-41
12/27.....@ Cincinnati*.....	37	22	180	59.5	1	2	20t	1/8	58.4	3	21	L 10-17
1/3/10.....@ Denver*.....	24	13	207	54.2	0	1	50	0/0	65.8	1	0	W 44-24
Totals.....	493	271	2,924	55.0	16	16	61	42/243	69.9	50	189	0

2010 KANSAS CITY.....Att.	Comp.	Yards	Pct.	TD	INT	Lg	Sk/Yds	Rating	Rush	Yds	TD	Score
9/13.....San Diego*.....	22	10	68	45.5	1	0	16	1/6	68.0	2	4	W 21-14
9/19.....@ Cleveland*.....	28	16	176	57.1	0	2	27	1/4	46.1	4	5	W 16-14
9/26.....San Francisco*.....	27	16	250	59.3	3	1	45t	0/0	111.7	2	7	W 31-10
10/10.....@ Indianapolis*.....	29	16	156	55.2	0	0	27	1/8	70.5	1	1	L 9-19
10/17.....@ Houston*.....	29	20	201	69.0	3	0	42t	1/12	122.9	1	8	L 31-35
10/24.....Jacksonville*.....	18	13	193	72.2	2	0	53t	1/13	144.0	0	0	W 42-20
10/31.....Buffalo*.....	26	14	152	53.8	1	0	31	3/12	84.1	2	13	W 13-10
11/7.....@ Oakland*.....	35	20	216	57.1	2	1	23	3/16	82.6	3	14	L 20-23(OT)
11/14.....@ Denver*.....	53	33	469	62.3	4	0	38	4/36	116.0	2	3	L 29-49
11/21.....Arizona*.....	24	15	193	62.5	2	0	38t	0/0	115.5	0	0	W 31-13
11/28.....@ Seattle*.....	32	22	233	68.8	4	0	36t	0/0	129.3	5	28	W 42-24
12/5.....Denver*.....	31	17	196	54.8	1	0	21	2/22	84.9	2	5	W 10-6
12/19.....@ St. Louis*.....	29	15	184	51.7	1	1	28	3/11	68.8	6	17	W 27-13
12/26.....Tennessee*.....	34	24	314	70.6	3	0	75t	1/6	128.8	3	20	W 34-14
1/2/11.....Oakland*.....	33	11	115	33.3	0	2	19	5/46	19.1	0	0	L 10-31
Totals.....	450	262	3,116	58.2	27	7	75t	26/182	93.0	33	125	0

PLAYOFFS

1/9/11.....Baltimore*.....	18	9	70	50.0	0	3	22	2/14	64.5	3	6	L 7-30
----------------------------	----	---	----	------	---	---	----	------	------	---	---	--------

2011 KANSAS CITY.....	Att.	Comp.	Yards	Pct.	TD	INT	Lg	Sk/Yds	Rating	Rush	Yds	TD	Score
9/11..... Buffalo*	36	22	119	61.1	1	1	20	2/14	64.5	0	0	0	L 7-41
9/18.....@ Detroit*	22	15	133	68.2	0	3	45	2/17	44.5	0	0	0	L 3-48
9/25.....@ San Diego*	24	17	176	70.7	2	1	43	1/5	102.1	1	1	0	L 17-20
10/2..... Minnesota*	29	18	260	62.1	1	0	52t	3/13	102.7	4	20	0	W 22-17
10/9.....@ Indianapolis*	29	21	257	72.4	4	0	41t	2/15	138.9	5	12	0	W 28-24
10/23.....@ Oakland*	30	15	161	50.0	0	2	21	0/0	38.3	2	-2	0	W 28-0
10/31.....San Diego*	32	19	261	59.4	1	2	39t	3/14	69.9	2	14	0	W 23-20
11/6.....Miami*	39	20	253	51.3	0	0	37	5/26	71.8	9	38	0	L 3-31
11/13.....Denver*	28	13	93	46.4	1	0	15	4/16	66.5	2	16	0	L 10-17
Totals.....	269	160	1,713	59.5	10	9	52t	22/120	76.6	25	99	0	

2012 KANSAS CITY.....	Att.	Comp.	Yards	Pct.	TD	INT	Lg	Sk/Yds	Rating	Rush	Yds	TD	Score
9/9.....Atlanta*	33	21	258	63.6	1	2	24	3/17	72.5	4	20	1	L 24-40
9/16.....@ Buffalo*	42	23	301	54.8	2	1	33t	5/29	83.5	2	25	0	L 17-35
9/23.....@ New Orleans* ...	44	26	248	59.1	0	1	20	3/11	65.3	1	2	0	W 27-24
9/30.....San Diego*.....	42	24	251	57.1	2	3	29t	2/17	60.7	0	0	0	L 20-37
10/7.....Baltimore*.....	15	9	92	60.0	0	2	26	0/0	38.1	4	14	0	L 6-9
10/28.....@ Oakland.....	30	20	218	66.7	1	1	46	2/15	85.1	7	35	0	
11/1.....@ San Diego*.....	29	19	181	65.5	0	1	22	1/5	68.3	6	37	0	L 13-31
11/12.....@ Pittsburgh*.....	26	11	154	42.3	0	1	38	2/6	46.0	2	12	0	L 13-16
11/18.....Cincinnati*.....	16	8	93	50.0	0	0	26	1/1	68.0	1	0	0	L 6-28
Totals.....	277	161	1,796	58.1	6	12	46	19/101	66.7	27	145	1	



GREG CHILDS #85

POSITION: Wide Receiver
HEIGHT/WEIGHT: 6-3/217
DOB: 3-10-90
HOMETOWN: Warren, AR

COLLEGE: Arkansas
ACQUIRED: D4c (#134) for 2012
NFL SEASON: 1
VIKINGS SEASON: 1

GAMES/STARTS (regular season, playoffs) 2012 (IR). Total- 0/0.

- Ended collegiate career ranked #10 in Razorbacks history in career receptions and career receiving TDs.
- High school and collegiate teammate of fellow 2012 Vikings 4th-round pick Jarius Wright.

OFF THE FIELD Majored in sociology...Avid outdoorsman who enjoys hunting and fishing...Plays piano and keyboard.


PRO Had rookie season cut short with knee injuries during training camp, injuring both knees on the same play...Working his way back into playing shape to compete for roster spot in 2013...Joins high school and college teammate Jarius Wright with the Vikings, both players were selected in the 4th round of 2012 Vikings draft...Teammates at Arkansas with Vikings OT Demarcus Love...Coached by another former Razorback, Vikings WR coach George Stewart...Was selected with the 3rd of 3 Vikings picks in the 4th round in 2012.

2012 Saw promising preseason workouts and training camp cut short by injuries to both knees on the same play during training camp...Placed on injured reserve on 8/8/12 for the season...Originally joined Vikings as the 134th pick in the draft, the 3rd of 3 Vikings picks in the 4th round.

COLLEGE Appeared in 44 career game at Arkansas...Missed games in 2010 and 2011 after suffering a torn patella tendon... Finished his Arkansas career with 133 receptions for 2,066 yards and 15 TDs...Posted 6 games with 100+ receiving yards, good for 6th in Razorbacks history...Ranks 10th in Arkansas history for career receptions and receiving TDs...Returned from injury in

2011 to appear in 11 games and made 2 starts...Caught 21 passes for 240 yards as a senior, his best performance coming against Kansas State in the Cotton Bowl when he caught 5 passes for 48 yards...Was on Biletnikoff Award watch list heading into his junior season in 2010...Played in 8 games with 7 starts before injury in 2010...Led team with 659 yards and 6 TDs... Exploited eventual national champion Auburn on 10/16/10 for a career-high 164 yards and 2 TDs...Caught the game-winning TD from 40 yards out with :15 left at Georgia on 9/18/10...Led Razorbacks in receiving in 2009 with 48 catches 894 yards and 7 TDs...Led all SEC receivers in conference play with 6 TDs, 737 yards, 92.1 YPG and 23.0 YPC...Hauled in career-long 75-yard TD at #1 Florida on 10/17/09...Played in 12 games as a freshman in 2008, making 1st career start at South Carolina on 11/8/08.

PREP Earned All-State honors as a senior in 2007 at Warren High in Warren, AR...Racked up 65 receptions and 15 TDs during his junior year...Was ranked as the 9th overall recruit in the state by Rivals.com.



AUDIE COLE #57

POSITION: Linebacker
HEIGHT/WEIGHT: 6-5/239
DOB: 6-1-89
HOMETOWN: Monroe, MI

COLLEGE: North Carolina State
ACQUIRED: D7a (#210) for 2012
NFL SEASON: 2
VIKINGS SEASON: 2

GAMES/STARTS (regular season, playoffs) 2012 (5/0, 1/0). **Total-** 5/0, 1/0.

- Was a Golden Gloves boxer during his youth.
- A 3-year starting QB in high school.

OFF THE FIELD Cut his trademark long hair during 2013 offseason and donated to charity program benefitting youth fighting cancer- Children With Hair Loss- in Michigan...Took part in 2013 Minnesota Governor's Fishing Opener weekend activities in Park Rapids, MN, helping youth get involved in outdoor activities and helping promote outdoors programs through Minnesota Department of Natural Resources...Graduated in 2011 with a parks, recreation and tourism degree...A Golden Gloves winner in boxing...Enjoys waterfowl and deer hunting along with walleye fishing...Avid movie buff.

PRO Lowest-drafted Viking to make the 53-man roster in 2012...Selected #210 overall in 2012 by the Vikings...Becomes the 8th LB chosen in the 7th round by the Vikings all-time...First North Carolina State LB ever drafted by the Vikings.

2012 Earned spot on special teams as a rookie...Saw time in 5 regular season games and in the Wild Card playoff contest at Green Bay (1/5/13)...Made NFL debut vs. San Francisco (9/23)...A longshot to make the team as a 7th-round draft pick, he cracked the 53-man roster with a strong preseason performance...Had a pair of INT-return TDs against Buffalo.

COLE'S NFL TOTALS


Year	GP/GS	Tackles								Special	
		Solo	Asst.	Total	Sacks	INTs	PBU	TFL	QBH	FF/FR	Teams
2012 (Minn).....	5/0	0	0	0	0.0	0	0	0	0	0/0	0
Playoffs.....	1/0	0	0	0	0.0	0	0	0	0	0/0	0
Totals.....	5/0	0	0	0	0.0	0	0	0	0	0/0	0
Playoffs.....	1/0	0	0	0	0	0	0	0	0	0/0	0

PP&K THE VIKINGS WAY

Building football skills and keeping kids involved in an active lifestyle makes Punt, Pass and Kick one of the Vikings longest-standing and most popular events. Every year, kids from across the Upper Midwest compete in local events with the hope of advancing to Mall of America Field for a chance to compete nationally for a PP&K title.

Punt, Pass and Kick was established in 1961, just like the Vikings. The competition is the oldest youth football activity sponsored by the NFL. The PPK program is a national skills competition for boys and girls between the ages of 6 and 15 to compete separately against their peers. Girls and boys in five separate age divisions (6-7, 8-9, 10-11, 12-13, and 14-15) compete against each other in punting, passing and place kicking in a fun and engaging forum. The PPK program is free - both to organizers who host a local competition and to every youngster who wants to participate. With more than three million boys and girls from around the country taking part in PPK competitions every year from July through January, it is one of the world's largest youth sports participation programs.





CHRIS COOK #20

POSITION: Cornerback
HEIGHT/WEIGHT: 6-2/212
DOB: 2-15-87
HOMETOWN: Lynchburg, VA

COLLEGE: Virginia
ACQUIRED: D2a (#34) for 2010
NFL SEASON: 4
VIKINGS SEASON: 4

GAMES/STARTS (regular season, playoffs) 2010 (6/5), 2011 (6/3), 2012 (10/10, 1/1). **Total-** 22/18, 1/1.

- Joins CB Xavier Rhodes (1st Rd., 2013), Harrison Smith (1st Rd., 2012) and CB Josh Robinson (3rd Rd., 2012) as highly-drafted DBs on the Vikings current roster.

- Started 5 games during rookie campaign before being sidelined with injury.

OFF THE FIELD Majored in general studies at UVA, spending time on campus during 2013 offseason to get closer to earning degree...Enjoys working with kids and participated in tutoring programs at a local middle school and volunteered at a local recreation center in Charlottesville, VA...Worked at a Sears warehouse loading trucks while he was academically ineligible.

PRO Notched career-best 10 starts in 2012 and started Wild Card playoff game...Posted 1st sack of career in 2012 opener vs. Jacksonville (9/9/12)...Was the 1st Vikings player to take advantage of the new Injured Reserve rules in 2012, going on with broken arm on 10/26 and returned from the list on 12/22 to play in the final 2 regular season games and Wild Card contest...Led team with 14 passes defended in only 10 games of action in 2012...Played in opening 6 games of the 2011 season and started 3...Started 5 games as a rookie in 2010, matching the most from Vikings rookie class...Knee injuries forced him to miss the final 6 games of rookie year...Was the highest CB drafted by the Vikings (34th overall) since Dewayne Washington was taken with the 18th overall pick in 1994...Was selected with a pick the Vikings acquired following a Day 1 draft trade with Detroit, giving the Lions the #30 overall pick for the Lions' 2nd round pick (#34), the Lions' 4th-round pick (#100).

2012 Started career-high 10 games and the Wild Card playoff game...Took advantage of the new Injured Reserve rules for the season that allowed him to go on the list with a broken arm suffered against Tampa Bay (10/25) and come back off after 6 weeks, returning to the lineup at Houston (12/23)...Notched

1st career sack in season opener vs. Jacksonville (9/9) when he caught Blaine Gabbert...Led team with 14 passes defended in 10 games during regular season...Posted career-best 6 tackles at Indianapolis (9/16) and had career-best 3 passes defended vs. Jacksonville and vs. Tennessee (10/7).

2011 Saw time in opening 6 games with 3 starts...Tied career-best with 6 tackles vs. Arizona (10/9) in Vikings 1st win...Suspended by team for game at Carolina (10/30) and inactive for other 9 games.

2010 Started 5 of the 6 games he played...In his 1st NFL game he posted a season-high 6 tackles and had a pass defended vs. Detroit (9/26)...Matched season-high with 6 stops at Chicago (11/14)...Battled injuries throughout the season, being inactive for 4 of the opening 5 games of the season...Played in 5 straight games with 4 starts from Week 6-10 before season-ending injury put him out of action.

COLLEGE Started 31-of-38 games at UVA...After being ruled academically ineligible and missing the entire 2008 season, he returned in 2009 as a captain...Started all 12 games at LCB...Totaled a team-high 4 INTs (66 yards, 1 TD) as a senior...Had 7 starts as a junior in 2007...Started the final 11 contests at RCB in 2006...Played in 5 games as a freshman and started 1 before missing 2nd half of season with broken leg.

PREP Played WR, RB, QB and CB at Heritage High in Lynchburg, VA...Named 1st-Team All-State as a junior and senior...Snared 8 INTs as a junior...Notched 21 combined TDs by rushing and receiving as a senior.

COOK'S NFL TOTALS

Year	GP/GS	Tackles				Sacks	INTs	PBU	TFL	QBH	FF/FR	Special
		Solo	Asst.	Total	Teams							
2010 (Minn)	6/5	20	4	24	0.0	0	3	0.0	0	0/0	0	1
2011 (Minn)	6/3	14	5	19	0.0	0	7	1.0	0	0/0	0	2
2012 (Minn)	10/10	29	7	36	1.0	0	14	1.0	0	0/0	0	0
Playoffs	1/1	2	0	2	0	0	0	0	0	0/0	0	0
Totals	22/18	63	16	79	1.0	0	24	2.0	0	0/0	0	3
Playoffs	1/1	2	0	2	0	0	0	0	0	0/0	0	0

SINGLE-GAME CAREER HIGHS

Tackles.....6.....vs. Detroit, 9/26/10; @ Chicago, 11/14/10; vs. Arizona, 10/9/11; @ Indianapolis, 9/16/12
 Solos.....5.....vs. Detroit, 9/26/10; @ Indianapolis, 9/16/12
 Pass Defended.....3.....vs. Jacksonville, 9/9/12; vs. Tennessee, 10/7/12
 Tackle for Loss.....1.....vs. Detroit, 9/25/11; vs. Jacksonville, 9/9/12
 Sack.....1.0.....vs. Jacksonville, 9/9/12
 Special Teams Tackles.....2.....at San Diego, 9/11/11

COOK'S SACKS	QB	SACK
GAME		
vs. Jacksonville, 9/9/12	Blaine Gabbert	1.0
Total		1.0

KICKOFF
 EXECUTIVES
 STAFF
 COACHES
 PLAYERS
 ROOKIES
 2012 SEASON
 RECORDS
 PLAYOFF RECORDS
 HISTORY
 EXTRA POINTS



LARRY DEAN #51

POSITION: Linebacker
HEIGHT/WEIGHT: 6-0/226
DOB: 8-7-88
HOMETOWN: Tifton, GA

COLLEGE: Valdosta State
ACQUIRED: Rookie FA for 2011
NFL SEASON: 3
VIKINGS SEASON: 3

GAMES/STARTS (regular season, playoffs) 2011 (16/0), 2012 (16/0, 1/0). **Total-** 32/0, 1/0.

- Has not missed a game in his opening 2 seasons and ranked 2nd on club in special teams tackles in 2012.
- Broke the Valdosta State career tackles record held by former Blazer star and NFL standout Jessie Tuggle.

OFF THE FIELD Majored in criminal justice, earning his degree in the summer of 2011, just days before joining Vikings at training camp...Active in Vikings community relations visits to schools and hospitals...Hosts annual "Back To School" camp in Tifton, GA before leaving for Vikings training camp.

PRO Made biggest impact among the Vikings rookie free agents in 2011...Ranked 4th on team with 14 special teams tackles and played in all 16 games...The lone Vikings rookie free agent to earn a spot on the 53-man roster entering Week 1 preparation for season opener at San Diego.

2012 Saw action in all 16 games and the Wild Card playoff

game...Ranked 2nd on team with 15 special teams stops...Had 2 special teams tackles in 5 games during the season.

2011 Joined Christian Ballard as the lone Vikings rookies in 2011 to play in all 16 games...Made biggest impact by the Vikings rookie free agents in 2011...Ranked 4th on team with 14 special teams tackles...Saw 1st career action on defense at Chicago (10/16) and notched a tackle...Posted 7 special teams tackles in the opening 4 games of the season, including season-best 3 in the season opener at San Diego (9/11).

COLLEGE Started in all 47 career games he played...Consensus All-America as a senior...Earned Daktronics National Defensive Player of the Year honors...Left VSU as the school record holder in tackles with 368 and set the Gulf South Conference record in career tackles...Named Gulf South Defensive Player of the Year...Helped Valdosta win 2007 Division II national title.

PREP Standout at Tift County High in Tifton, GA was twice named Region 1-AAAAA Defensive Player of the Year...Helped basketball team make state tournament.


DEAN'S NFL TOTALS

Year	GP/GS	Tackles							QBH	FF/FR	Special Teams
		Solo	Asst.	Total	Sacks	INTs	PBU	TFL			
2011 (Minn)	16/0	1	0	1	0.0	0	0	0.0	0	0/0	14
2012 (Minn)	16/0	0	1	1	0.0	0	0	0.0	0	0/0	15
Playoffs	1/0	0	0	0	0.0	0	0	0.0	0	0/0	1
Totals	32/0	1	1	2	0.0	0	0	0.0	0	0/0	29
Playoffs	1/0	0	0	0	0.0	0	0	0.0	0	0/0	1

SINGLE-GAME CAREER HIGHS

Tackles.....1.....@ Chicago, 10/16/11; @ Indianapolis, 9/16/12

Special Teams Tackles3.....@ San Diego, 9/11/11



RHETT ELLISON #40

POSITION: Fullback
HEIGHT/WEIGHT: 6-5/250
DOB: 10-3-88
HOMETOWN: Portola Valley, CA

COLLEGE: Southern California
ACQUIRED: D4b (#128) for 2012
NFL SEASON: 2
VIKINGS SEASON: 2

GAMES/STARTS (regular season, playoffs) 2012 (16/8, 1/0). **Total-** 16/8, 1/0.

- Father, Riki, was a 2-time Super Bowl champ and 10-year NFL vet with San Francisco (1983-89) and LA Raiders (1990-92).
- Spent 3 years in his father's homeland, attending school and playing rugby and cricket in Christchurch, New Zealand.

OFF THE FIELD Earned bachelor's degree in international relations in spring 2011 and master's degree in communication management in 2013 offseason...Father, Riki, was a USC

standout from 1978-82, helping Trojans to the 1978 national championship...Riki went on to a 10-year NFL career with San Francisco (1983-89) and LA Raiders (1990-92)...Sister, Wesley, played water polo at Michigan...Father was the 1st New Zealander to play in the NFL and Rhett lived in New Zealand from age 4-7...Family ties to the Twin Cities and his mother grew up in Edina...Uncle, Dave Maley, played in the NHL and works on San Jose Sharks broadcasts.

PRO Joined 4 other Vikings rookies that started vs. Chicago (12/9/12), setting a Vikings record with 5 rookies opening a

game...Lowest-drafted Vikings rookie in 2012 to start a game... Joins USC teammate Matt Kalil in 2012 Vikings draft class... Selected with club's 2nd of 3 picks in the 4th round (#128 overall)...Teammates at USC with Kalil and DE Everson Griffen.

2012 Started 7 games as a rookie, playing in all 16 and the Wild Card playoff at Green Bay...Regular on special teams units, ranked 3rd on team with 13 special teams tackles...Had season-best 2 catches with a long of 29 vs. Tennessee (10/7)... Hauled in 16-yard catch at Washington (10/14)...Played as an in-line TE and out of the backfield, paving the way for 2012 NFL MVP Adrian Peterson to rush for 2,097 yards, the 2nd-best season in NFL history...Started 1st career game at Detroit (9/30)...Helped set team record with 5 rookies starting a game vs. Chicago (12/9), joining Kalil, Jarius Wright, Harrison Smith and Josh Robinson.


COLLEGE Started 31 career games...Versatile performer who saw time at TE and FB while excelling on special teams as well...Was a full-time starter as a sophomore and junior before moving to FB as a senior...Started all 25 games over his final

ELISSON'S NFL TOTALS

Year	GP/GS	No.	RECEIVING			Lg	TD
			Yds.	Avg.			
2011 (Minn)	16/7	7	65	9.3	29	0	
Total	16/7	7	65	9.3	29	0	

SINGLE-GAME CAREER HIGHS

- Receptions.....2..... vs. Tennessee, 10/7/12
- Receiving Yards35..... vs. Tennessee, 10/7/12
- Long Reception29..... vs. Tennessee, 10/7/12
- Forced Fumble.....1..... vs. Arizona, 10/21/12
- Special Teams Tackles2..... 5 times, most recent vs. Green Bay, 12/30/12



FRED EVANS #90

POSITION: Defensive Tackle
HEIGHT/WEIGHT: 6-4/305
DOB: 11-6-83
HOMETOWN: Morgan Park, IL
COLLEGE: Texas State
ACQUIRED: FA for 2007
NFL SEASON: 7
VIKINGS SEASON: 6

GAMES/STARTS (regular season, playoffs) 2006 (1/0-Mia.), 2007 (11/0), 2008 (16/2, 1/1), 2009 (13/0, 2/0), 2010 (8/0), 2011 (16/0), 2012 (16/1, 1/0) **Total-** 81/3, 4/1 (80/3, 4/1-Minn., 1/0-Mia.).

- Notched 1st career sack when he caught Giants QB Eli Manning at NY Giants (11/25/07).
- Posted career-best 2.0 sacks in 2012.
- Stepped into starting lineup in 2008 in the final 2 regular season games and playoff game for injured Pat Williams.

OFF THE FIELD Majored in exercise and sports science with a minor in business administration at Texas State...Active with Vikings Victory Visits, the Vikings blood drive and Salvation Army events...Uncle and cousin of Major League Baseball players Gary Matthews, Sr. and Gary Matthews, Jr...Sister, Aja Evans, was an All-America, Big Ten champion and set school record in shot put for Illinois and is currently competing for a spot on the US Olympic bobsled team.

PRO Played in all 16 games in 2012 for the 3rd time in his career...Had career-high 35 tackles in 2011...Excelled in 2009 playoff action for the Vikings, notching 10 tackles, 6 QB hur-

ries, 2 tackles for loss and a fumble recovery in 3 career playoff games...Replaced injured DT Pat Williams in 2008 for the final 2 regular season games and Wild Card playoff game...Notched 1st career sack at NY Giants (11/25/07) when he caught eventual Super Bowl XLIII MVP Eli Manning...Helped 2007 and 2008 Vikings rank #1 in the NFL against the run.

PREP Standout TE and LB at St. Francis High in Mountain View, CA...Earned SuperPrep All-Farwest and Prep Star All-West honors as a senior.

2012 Posted career-best 2.0 sacks during the season, catching Jay Cutler at Chicago (11/25) and Matt Schaub at Houston (12/23)...Helped preserve a goal-line stand at Houston with his sack in an upset win over the playoff-bound Texans...Had consecutive 4-tackle games at Chicago (11/25) and at Green Bay (12/2)...Saw action in 4th career playoff game at Green Bay (1/5/13) in Wild Card round...Notched season-best 5 tackles in playoff game...Played in all 16 games for the 2nd straight season.

2011 Had career-best 35 tackles and played in all 16 games...Notched 3+ tackles in 6 games during the season...Set career-high with 6-tackle performances in consecutive games at Chicago (10/16) and vs. Green Bay (10/23)...Notched season-high 3 QB hurries vs. Chicago (11/12) and 2 tackles for loss vs. Oakland (11/20).

2010 Had career-high 45 yards receiving at Minnesota as a junior in 2010...Scored career-best 3 TDs in 2010, catching TDs against Hawaii, Arizona and UCLA...Scored 1st career TD against San Jose State in 2009.

2009 Scored final collegiate TD in final game as a Trojan against UCLA in 2011...Had career-high 45 yards receiving at Minnesota as a junior in 2010...Scored career-best 3 TDs in 2010, catching TDs against Hawaii, Arizona and UCLA...Scored 1st career TD against San Jose State in 2009.

2010 Played in 8 games as part of interior line rotation...Had tackles for loss in consecutive games at New England (11/7) and vs. Arizona (10/31)...Posted 2 tackles against Patriots.

2009 Saw action in 13 games during the regular season and both playoff games...Had career-high 6 tackles in Divisional Round playoff game vs. Dallas (1/17/10) along with 5 QB hurries...Tied for team-high with 5 QB hurries in Dallas game...Had 2 tackles at St. Louis and vs. NY Giants during regular season.

2008 Started final 2 regular season games and Wild Card Playoff game vs. Philadelphia (1/4/09) in place of injured Pro Bowler Pat Williams...Recovered a fumble in Wild Card game when he pounced on a fumble by Eagles QB Donovan McNabb forced by DE Jared Allen...Played in all 16 games for 1st time in career...Helped Vikings rank #1 in rushing defense for 3rd straight season, the 1st team since the 1970 AFL-NFL merger to accomplish the feat...Part of Vikings defense that did not allow a 100-yard rusher all season.

2007 Played in 11 games as part of the Vikings defensive line rotation...Sacked eventual Super Bowl XLII MVP Eli Manning in game at NY Giants (11/25) during the Vikings upset win...Had career-best 2 tackles vs. Philadelphia (10/28)...Played in opener vs. Atlanta (9/9), his 1st action as a Viking.

2006 Played in 1 game for Miami during his rookie season, suiting up for the season finale at Indianapolis (12/31)...Had 2 tackles in his lone appearance of the season...Inactive for the opening 15 games of the season...Entered the NFL as a 7th-round pick by the Dolphins, #207 overall.

COLLEGE Finished his career with 2 seasons at Texas State where he was a full-time starter...Named Southland Conference Defensive Player of the Year as a senior...Tabbed as a 1st-Team All-Southland player as a junior and senior...Competed in Hula Bowl all-star game following his senior year...Helped Bobcats advance to NCAA Division I-AA playoffs as a senior, moving to the semifinals...Named Southland Conference Newcomer of the Year in 2004 in his 1st season at Texas State...Transferred to TSU from College of DuPage, a junior college in Glen Ellyn, IL.

PREP Was a 2-way starter on the line at Morgan Park High in Chicago...Played 1 season of varsity high school football as a senior...Excelled at swimming and water polo.

EVANS' NFL TOTALS

Year	GP/GS	Tackles			Sacks	INTs	PBU	TFL	QBH	FF/FR
		Solo	Asst.	Total						
2006 (Mia)	1/0	2	0	2	0.0	0	0	0.0	0	0/0
2007 (Minn)	11/0	4	1	5	1.0	0	0	0.0	2	0/0
2008 (Minn)	16/2	8	9	17	0.0	0	0	1.0	16	0/0
Playoffs	1/1	1	3	4	0.0	0	0	0.0	1	0/1
2009 (Minn)	13/0	7	4	11	0.0	0	0	0.0	4	0/0
Playoffs	2/0	6	0	6	0.0	0	0	2.0	5	0/0
2010 (Minn)	8/0	4	1	5	0.0	0	0	2.0	0	0/0
2011 (Minn)	16/0	23	12	35	0.0	0	0	5.0	11	0/0
2012 (Minn)	16/1	16	12	28	2.0	0	2	6.0	6	0/0
Playoffs	1/0	4	1	5	0.0	0	0	1.0	0	0/0
Total	81/3	64	29	93	3.0	0	2	14.0	39	0/0
Playoffs	4/1	11	4	15	0.0	0	0	3.0	6	0/1

SINGLE-GAME CAREER HIGHS

- Tackles..... 6..... @ Chicago, 10/16/11; vs. Green Bay, 10/23/11
- Solo Tackles.....5..... vs. Green Bay, 10/23/11
- Sack.....1.0..... @ NY Giants, 11/25/07; @ Chicago, 11/25/12; @ Houston, 12/23/12
- Tackle For Loss..... 3.0..... @ Chicago, 11/25/12
- QB Hurries5..... vs. Houston, 11/2/08
- Pass Defensed.....1..... @ Detroit, 9/30/12; vs. Chicago, 12/9/12

EVANS' SACKS

GAME	QB	SACK
at NY Giants, 11/25/07	Eli Manning	1.0
at Chicago, 11/25/12	Jay Cutler	1.0
at Houston, 12/2/12	Matt Schaub	1.0
Total		3.0



BOBBY FELDER #31

POSITION: Cornerback
HEIGHT/WEIGHT: 5-11/200
DOB: 9-23-90
HOMETOWN: McCombs, MS

COLLEGE: Nicholls State
ACQUIRED: Rookie FA for 2012
NFL SEASON: 1
VIKINGS SEASON: 1

GAMES/STARTS (regular season, playoffs) 2012 (PS-Minn)
Total: 0/0.

- Earned spot on Vikings practice squad for entire 2012 season.
- Earned degree in under 4 years at Nicholls State.

OFF THE FIELD Earned degree from Nicholls State in 3 years in general studies with a focus on education...Was high school teammates with Kansas City Royals player Jarrod Dyson... Frequently visits elementary school students in his hometown to deliver messages on goal setting and work ethic.


PRO Returns to Vikings in 2013 competing for roster spot after spending entire 2012 campaign on practice squad...Originally joined Vikings as a rookie free agent on 5/4/12...Teammates with Baltimore's Ladarius Webb in college.

2012 Spent entire regular season and Wild Card Playoff week

on Vikings practice squad...Spent training camp and preseason with Vikings before his release in roster cuts on 8/31, signing with Vikings practice squad on 9/1...Originally joined team as a rookie free agent on 5/4/12.

COLLEGE Finished Nicholls State career ranked 4th in school history with 12 INTs...Started all 11 games at CB as a senior in 2011, earning All-Southland Conference and 2nd-Team All-Louisiana honors...Notched career-best 5 INTs as a senior... Excelled on special teams, blocking 3 kicks in 2011 and returned 12 punts...Earned 1st-Team All-Southland Conference in 2010 and led team with 4 INTs with 1 returned for a TD.

PREP Standout in football and basketball at McComb (MS) High...Snared 12 INTs as a junior and senior...Ran for 1,000+ yards and scored 21 total TDs in prep career...Earned Mississippi Top 25 ranking as a senior.



JEROME FELTON #42

POSITION: Fullback
HEIGHT/WEIGHT: 6-0/248
DOB: 7-3-86
HOMETOWN: Madisonville, TN

COLLEGE: Furman
ACQUIRED: FA (Ind) for 2012
NFL SEASON: 6
VIKINGS SEASON: 2

GAMES/STARTS (regular season, playoffs) 2008 (13/6-Det), 2009 (13/8-Det), 2010 (16/2-Det), 2011 (14/3; 9/1-Car, 5/2-Ind), 2012 (16/7, 1/1). **Total:** 72/26, 1/1 (16/7, 1/1-Minn, 42/19-Det, 9/1-Car, 5/2-Ind).

- Earned Pro Bowl and All-Pro honors in his 1st season with the Vikings, paving the way for Adrian Peterson to take home NFL MVP honors after rushing for 2,097 yards- 2nd in NFL history.
- Mother was a professional gymnast.

OFF THE FIELD Earned degree in political science at Furman and twice earned Academic All-Conference notice...Has a brother who has served multiple tours in Iraq and Afghanistan with the US Army...Mother was a professional gymnast...Born in West Germany...Has a daughter, Natalyah...Active with Boys and Girls Club.

HONORS Named 2nd-Team Associated Press **All-Pro** in 2012...Earned **Pro Bowl** berth 2012.

PRO Became the 1st Vikings FB to be named All-Pro and only the 3rd Vikings FB to earn Pro Bowl honors...In his 1st season with the Vikings, paved the way for Adrian Peterson to rush for 2,097 yards and nearly break NFL single-season record...Has not scored a TD in regular season play, but found the end zone in Pro Bowl...Served as regular FB for Detroit from 2008-10... Played with Carolina and Indianapolis in 2011...Originally joined NFL as a 5th-round (#146) Draft pick by Detroit in 2008.

2012 Made immediate impact in his 1st season with the Vikings, helping Adrian Peterson earn NFL MVP honors and

rush for 2,097 yards, the 2nd-highest total in NFL history... Earned 2nd-Team All-Pro honors from Associated Press and was the Pro Bowl starter for the NFC...Started and played in 1st career playoff win at Green Bay (1/5/13) in Wild Card playoff... Helped Peterson break the 100+ yard rushing mark in 10 games, matching his own team record.

2011 Played in 14 games for Carolina and Indianapolis during season...Helped Colts win 2 of their final 5 games of the season, the only 2 wins of the year...Started a pair of games for Colts... Played in 9 games with 1 start for Carolina early in the season... Signed by Carolina on 8/31 after his release by Detroit on 8/30... Played in 1st game with Carolina vs. Green Bay (9/18)...Played during preseason with Detroit before his release on 8/30.

2010 Had career-high 22 carries for Detroit...Played in all 16 games and started 2...Had career-high 6 carries in game vs. Green Bay (12/12) and tallied 15 yards on the day...Notched a 37-yard KO return vs. Washington (10/31)...Hauled in a season-long 19-yard pass at Buffalo (11/14).

2009 Started career-high 8 games...Posted career-highs with 13 receptions and 133 yards receiving...Had career-high with 3 catches at Chicago (10/4) and vs. Pittsburgh (10/11)...Set career-high 37 receiving yards, including a 27-yarder vs. Pittsburgh (10/11)...Hauled in a 21-yard pass vs. Minnesota (9/20)...Paved way for Maurice Morris to run for 126 yards vs. Arizona (12/20).

2008 Started 6 of the 12 games he played as a rookie...Started season opener at Atlanta (9/7)...Recorded 1st career catch for 3 yards vs. Green Bay (9/14)...Had 11-yard reception at Houston (10/19)...Missed 3 games at midseason with ankle injury...

Caught 2 passes for 7 yards vs. Minnesota (12/7).

COLLEGE Ended Furman career with most rushing TDs in school history, finding the end zone 63 times, including 23 times as a junior in 2006...Set school record with 414 points... Helped Furman advance to Division I-AA playoffs each of his final 3 seasons...Played in East-West Shrine Game after senior season...Earned 1st-Team All-Southern Conference honors as a junior when he tallied 707 yards rushing on 162 carries...Shared Furman's Freshman of the Year honor in 2004.

PREP Standout FB and LB at Sequoyah High in Madisonville, TN...Named All-County 3 times and All-Region...Broke the 3,000-yard career rushing mark and topped 300 tackles... Earned All-American Scholar honors and Outstanding African-American Student of Tennessee along with receiving the 2001-02 United States National Minority Leadership Award.




Jerome Felton is the 1st Vikings FB to earn Associated Press AP honors and the 3rd to be tabbed as a Pro Bowler.

FELTON'S NFL TOTALS

Year	GP/GS	RUSHING						RECEIVING					
		No.	Yds.	Avg.	Lg	TD	No.	Yds	Avg	LG	TD		
2008 (Det)	13/6	2	4	2.0	4	0	9	53	5.9	12	0		
2009 (Det)	13/8	15	46	3.1	10	0	13	133	10.2	27	0		
2010 (Det)	16/2	22	76	3.5	9	0	8	54	6.8	19	0		
2011 (Car)	9/1	3	10	3.3	4	0	2	24	12.0	17	0		
(Ind)	5/2	0	0	0.0	0	0	2	16	8.0	9	0		
2012 (Minn)	16/7	0	0	0.0	0	0	3	35	11.7	17	0		
Playoffs	1/1	0	0	0.0	0	0	0	0	0.0	0	0		
Total	72/26	42	136	3.2	10	0	37	315	8.5	27	0		

SINGLE-GAME CAREER HIGHS

Receptions.....3.....@ Chicago, 10/4/09; vs. Pittsburgh, 10/11/09
 Receiving Yards.....37.....vs. Pittsburgh, 10/11/09
 Long Reception.....27.....vs. Pittsburgh, 10/11/09
 Rushing Attempts.....6.....vs. Green Bay, 12/12/10
 Rushing Yards.....15.....vs. Green Bay, 12/12/10
 Long Rush.....10.....@ Chicago, 10/4/09



CHASE FORD #86

POSITION: Tight End
HEIGHT/WEIGHT: 6-6/255
DOB: 7-19-90
HOMETOWN: Corrigan, TX

COLLEGE: Miami
ACQUIRED: FA for 2012
NFL SEASON: 1
VIKINGS SEASON: 1

GAMES/STARTS (regular season, playoffs) 2012 (PS-Minn, Dall, Phil) . Total- 0/0.

- Spent time on 3 practice squads as a rookie in 2012, playing with Minnesota, Dallas and Philadelphia.
- Originally joined Philadelphia as a rookie free agent in 2012.

OFF THE FIELD Majored in sociology, earning his degree in spring 2012 from University of Miami...Enjoys fishing in his free time.

PRO Will compete for roster spot on Vikings after spending the final week of the regular season and the Wild Card Playoff game on Vikings practice squad...Spent a week on practice squads of Dallas and Philadelphia...Originally entered the NFL as a rookie free agent on 4/29/12 with Philadelphia.


2012 Spent final week of regular season and playoff week on

Vikings practice squad, joining Vikings on 12/26...Was member of Dallas practice squad for a week, joining club on 12/5 until release on 12/11...Went to training camp and through preseason with Philadelphia, spending the opening week of the regular season on Eagles practice squad...Originally joined Philadelphia as a rookie free agent on 4/29.

COLLEGE Ended Miami career with 21 games played and 7 starts...Played in 12 and started 6 as a senior in 2011...Caught lone TD of senior year against Duke...Had 37 yards receiving in Sun Bowl against Notre Dame to cap his junior season in 2010... Played at Kilgore (TX) Junior College before transferring to Miami...Earned 2nd-Team JUCO All-America honors at Kilgore.

PREP Standout at Corrigan-Camden High School in Texas... Competed in track, baseball and basketball along with football in high school...Named to All-State basketball team in Class 2A... Helped team win 4x400 relay at state track meet.

KICKOFF
 EXECUTIVES
 STAFF
 COACHES
 PLAYERS
 ROOKIES
 2012 SEASON
 RECORDS
 PLAYOFF RECORDS
 HISTORY
 EXTRA POINTS



BRANDON FUSCO #63

POSITION: Guard
HEIGHT/WEIGHT: 6-4/306
DOB: 7-26-88
HOMETOWN: Cranberry Twp, PA

COLLEGE: Slippery Rock
ACQUIRED: D6c (#172) for 2011
NFL SEASON: 3
VIKINGS SEASON: 3

GAMES/STARTS (regular season, playoffs) 2011 (3/0), 2012 (16/16, 1/1). **Total-** 19/16, 1/1.

• The highest-drafted player from Slippery Rock in school history and 1st to be invited to Senior Bowl and NFL Scouting Combine.

• Part of Vikings o-line in 2012 that started all 16 games as a unit, paving the way for Adrian Peterson to earn NFL MVP honors and rush for 2,097 yards the 2nd-best performance in NFL history.

OFF THE FIELD Majored in safety and environmental management at SRU, earning degree in December 2010...Has a twin brother, Josh, who played rugby at Clarion University...High school honor roll student...Helped teach kids about outdoor activities and fishing at the annual Lake Minnetonka Crappie Contest, sponsored by Minnesota Bound TV.

PRO Started all 16 games and Wild Card playoff game in 2012 at RG...Only Division II player for the Vikings who is a full-time starter...Helped Peterson lead the NFL in rushing for the 2nd time in his career, the only Vikings player who has led the League in rushing...Saw time in 3 games during rookie season...Spent 13 weeks of his rookie season as an inactive player or did not play as he learned the NFL game...Became the 5th overall

player and the highest-drafted player selected from Slippery Rock at #172 overall...Was the 1st SRU player to earn an invite to the Senior Bowl and to the Scouting Combine.

2012 Stepped into starting lineup at RG in his 2nd season...Part of Vikings offensive line that started all 16 games and the Wild Card playoff game as a unit...Started 1st career game in season opener vs. Jacksonville (9/9)...Helped Peterson bounce back from severe knee injury to rush for 2,097 yards, the 2nd-best single-season performance in NFL history, en route to earning NFL MVP honors...Peterson matched his own team record with 10 games of 100+ yards on the season.

2011 Saw action in 3 games in his rookie campaign...Made NFL debut vs. Green Bay (10/23), getting time at RG in place of injured Anthony Herrera...Helped Adrian Peterson rush for season-high 175 yards in Packers game...Played briefly at RG at Washington (12/24).

COLLEGE Ended collegiate career as one of the most decorated Slippery Rock players in school history...Was 1st player in SRU history to be invited to NFL Scouting Combine



TOBY GERHART #32

POSITION: Running Back
HEIGHT/WEIGHT: 6-0/231
DOB: 3-28-87
HOMETOWN: Norco, CA

COLLEGE: Stanford
ACQUIRED: D2b (#51) for 2010
NFL SEASON: 4
VIKINGS SEASON: 4

GAMES/STARTS (regular season, playoffs) 2010 (15/1), 2011 (16/5), 2012 (16/0, 1/0). **Total-** 47/6, 1/0.

- Had career-best 2 TD receptions vs. New Orleans in 2011.
- Recipient of the Doak Walker Award after his senior season as the nation's top RB and runner-up in Heisman Trophy voting.
- Grew up in adjoining towns (Corona and Norco, CA) with 2012 Vikings 1st-round draft pick Matt Kalil.

OFF THE FIELD Valedictorian of his Norco High class of over 700 students...A 3-year letterman on the Stanford baseball team as an OF...Helped the baseball team reach the 2008 College World Series while earning All-Tournament Team honors...A 1st-team Pac-10 All Academic choice as a senior...Turned down a professional baseball contract in 2009 to continue playing college football...Graduated from Stanford in June 2010 in management science and engineering...Brother, Garth, is an offensive lineman who spent time with Cleveland practice squad in 2012 and is on Green Bay roster entering 2013...Garth was originally signed as a rookie free agent with Cleveland in 2012...Father, Todd was a RB at Cal State-Fullerton before joining the USFL for 2 seasons and went to training camp with the

Vikings in 1986...Has triplet sisters who all play college softball, two at Stanford and one at Cal Poly-SLO.

PRO Saw time in all 16 games and his 1st playoff action in Wild Card game at Green Bay in 2012...Scored lone TD of 2012 to help seal win at Houston (12/23) on a 3-yard run...Notched 1st career 100-yard game at Washington (12/24/11), going for 109 yards on the day, 105 in the 2nd half...Started career-best 5 games in 2011...Tied Vikings record for a RB with 2 TD receptions vs. New Orleans (12/18/11)...Had most productive game of rookie season in his lone start, vs. Chicago (12/20/10) on Monday Night Football in frigid conditions at TCF Bank Stadium...Scored 1st career TD at Washington (11/28/10) in Interim Head Coach Leslie Frazier's debut with the club...Was inactive for season opener but played in next 15 games as a rookie...Selected with #51 overall pick after the Vikings traded up with the Houston Texans...Joins Adrian Peterson (2004) as former Heisman Trophy runner-ups with the Vikings.

2012 Played in all 16 regular season games and Wild Card playoff at Green Bay...Carried the ball 28 times in the opening 5 games as Adrian Peterson had fewer carries as he returned from offseason knee surgery...Scored lone TD of the season

to help seal win at Houston (12/23) on a 3-yard rush...Hauled in season-long 21-yard pass vs. Green Bay (12/30) in regular season finale that clinched a Wild Card playoff berth...Rambled for a season-long 22-yard run vs. Tennessee (10/7) and had season-high 41 yards on the ground in the win.

2011 Answered the call when needed and ran for 369 yards in final 5 games of the season...Saw increased playing time and started career-high 5 games...Notched longest run by a Viking during the season with 67-yard jaunt at Washington (12/24)...Recorded 1st career 100-yard rushing day at Washington...Snared career-high 8 receptions vs. Denver (12/4) and tied season-high with 42 yards through the air...Caught season-long 42-yard pass vs. Tampa Bay (9/18)...Had career-best 2 TD receptions vs. New Orleans (12/18), matching Vikings record for receiving TDs by a RB in a game...Ran for 413 yards in the final 6 games of the season, averaging nearly 69 yards per game...Had consecutive games with 90+ yards rushing vs. Denver (12/4) and at Detroit (12/11) with 91 and 90 yards respectively...Caught 1st career scoring pass vs. Detroit (12/11) on a 2-yard pass from Joe Webb...Had 29 offensive touches vs. Denver (12/4) with 21 carries and 8 receptions.

2010 Grew into bigger role in the Vikings offense as season went on...Started 1st career game vs. Chicago (12/20) on Monday Night Football, a game played at TCF Bank Stadium following the collapse of the Metrodome roof...Started game in place of injured Adrian Peterson and notched career-best 77 yards on the ground vs. Chicago...Season-high 22 rushing attempts came at Washington (11/28) and scored 1st career TD on a 5-yard run in the win...Played in final 15 games of season after being inactive for opener...Had a carry in 14 of his 15 games, but caught season-high 5 passes in game he did not run the ball, at New England (10/31).

COLLEGE Started 26-of-38 career games...Finished his collegiate career ranked 2nd on Stanford's all-time career rushing list with 3,522 yards...Ranked 1st in career rushing TDs with 44, and rushing attempts with 671...Holds the 2 top single-season rushing marks in school history...Was just the 2nd RB in school history to rush for 1,000+ yards in consecutive seasons, joining former Viking Darrin Nelson...Ran for 100+ yards 19 times in his career, including 3 contests in which he rushed for 200 or more yards...Set Stanford's single-game rushing record with a 223 yard performance against Oregon in 2009...Consensus All-America and named the Pacific-10 Offensive Player of the Year as a senior...Finished 2nd in the 2009 Heisman Trophy

balloting, 28 points behind Mark Ingram in the closest race in Heisman history.

PREP Was coached by his father at Norco (CA) High...Set California high school rushing record with 9,662 yards...Consensus All-America...A 1st-team All-State, All-CIF Southern Selection, CIF Southern Player of the Year, CIF Division V Player of the Year and *Los Angeles Times* Player of the Year as a senior...Gatorade's High School Player of the Year for California...Rushed for 3,233 yards and 39 TDs as a senior...All-State in baseball as a junior and senior...Played 3 seasons of basketball.

QUARTER HORSES

Toby Gerhart stepped up in a big way in 2011 in the final road game of the season at Washington on Christmas Eve following starter Adrian Peterson's season-ending injury early in the 3rd quarter. Gerhart helped carry the load in the Vikings victory and broke the 100-yard mark for the 1st time in his career, ending with 109 yards on the day. He gained 105 of his total in the 2nd half of the game and 89 of those in the 3rd quarter, spurred by a 67-yard run, ranking among the all-time leaders in Vikings history.

VIKINGS RUSHING YARDS IN A QUARTER PLAYER, GAME

YARDS/QTR

Adrian Peterson, vs. San Diego (11/4/07)	146/4th
Chuck Foreman, at Philadelphia (10/24/76)	116/4th
Adrian Peterson, vs. San Diego (11/4/07)	107/3rd
Adrian Peterson, at Cleveland (9/13/09)	104/4th
Clinton Jones, vs. Atlanta (11/28/71)	103/2nd
Adrian Peterson, vs. Green Bay (10/23/11)	94/3rd
Robert Smith, at St. Louis (9/13/98)	92/2nd
Toby Gerhart, at Washington (12/24/11)	89/3rd
Michael Bennett, at Tampa Bay (11/3/02)	89/2nd

VIKINGS LONGEST RUSHES IN 2011

PLAYER, GAME	YARDS
Toby Gerhart, at Washington (12/24/11)	67
Joe Webb, at Detroit (12/11/11)	65t
Adrian Peterson, vs. Green Bay (10/23/11)	54
Adrian Peterson, at San Diego (9/11/11)	46
Adrian Peterson, vs. Detroit (9/25/11)	43

GERHART'S NFL TOTALS

Year	GP/GS	No.	RUSHING					RECEIVING				
			Yds.	Avg.	Lg	TD	No.	Yds	Avg	LG	TD	
2010 (Minn)	15/1	81	322	4.0	21	1	21	167	8.0	23	0	
2011 (Minn)	16/5	109	531	4.9	67	1	23	190	8.3	42	3	
2012 (Minn)	16/0	50	169	3.4	22	1	20	155	7.8	21	0	
Playoffs	1/0	0	0	0.0	0	0	0	0	0.0	0	0	
Total	47/6	240	1,022	4.3	67	3	64	512	8.0	42	3	
Playoffs	1/0	0	0	0.0	0	0	0	0	0.0	0	0	

SINGLE-GAME CAREER HIGHS

Rushing Attempts	22	@ Washington, 11/28/10
Rushing Yards	109	@ Washington, 12/24/11
Long Rush	67	@ Washington, 12/24/11
Rushing TDs	1	3 times, last @ Houston, 12/23/12
Receptions	8	vs. Denver, 12/4/11
Receiving Yards	67	@ New England, 10/31/10
Long Catch	42	vs. Tampa Bay, 9/18/11
Receiving TDs	2	vs. New Orleans, 12/18/11

GERHART'S TOUCHDOWNS

Game	Play
@ Washington, 11/28/10	5 run
@ Atlanta, 11/27/11	1 run
@ Detroit, 12/11/11	2 pass from J. Webb vs. New Orleans, 12/18/11
@ Houston, 12/23/12	10 pass, 16 pass from C. Ponder
Total	6

GERHART'S 100-YARD GAMES

Game	Yds/Att/TD
@ Washington, 12/24/11	109-11-0

GERHART'S CAREER GAME-BY-GAME*starts

2010	MINNESOTA	Att.	RUSHING				No.	RECEIVING				
			Yards	Avg.	Long	TD		Yards	Avg.	Long	TD	
9/9	@ New Orleans.....		inactive									
9/19	Miami.....	4	10	2.5	6	0	1	5	5.0	5	0	0
9/26	Detroit.....	3	12	4.0	8	0	0	0	0.0	0	0	0
10/11	@ NY Jets.....	2	7	3.5	6	0	0	0	0.0	0	0	0
10/17	Dallas.....	1	4	4.0	4	0	0	0	0.0	0	0	0
10/24	@ Green Bay.....	5	24	4.8	11	0	1	6	6.0	6	0	0
10/31	@ New England.....	2	0	0.0	0	0	5	67	13.4	23	0	0
11/7	Arizona.....	2	6	3.0	6	0	1	3	3.0	3	0	0
11/14	@ Chicago.....	4	20	5.0	11	0	2	17	8.5	9	0	0
11/21	Green Bay.....	1	3	3.0	3	0	3	41	13.7	19	0	0
11/28	@ Washington.....	22	76	3.5	6	1	2	5	2.5	8	0	0
12/5	Buffalo.....	12	54	4.5	13	0	1	-2	-2.0	-2	0	0
12/13	NY Giants.....	3	11	3.7	5	0	1	1	1.0	1	0	0
12/20	Chicago*.....	16	77	4.8	21	0	3	18	6.0	12	0	0
12/28	@ Philadelphia.....	1	6	6.0	6	0	0	0	0.0	0	0	0
1/2/11	@ Detroit.....	3	12	4.0	6	0	1	6	6.0	6	0	0
Totals	GP/GS: 15/1	81	322	4.0	21	1	21	167	8.0	23	0	0
2011	MINNESOTA	Att.	Yards	Avg.	Long	TD	No.	Yards	Avg.	Long	TD	
9/11	@ San Diego.....	2	16	8.0	12	0	0	0	0.0	0	0	0
9/18	Tampa Bay*.....	2	36	18.0	31	0	1	42	42.0	42	0	0
9/26	Detroit.....	2	2	1.0	2	0	1	5	5.0	5	0	0
10/2	@ Kansas City.....	2	4	2.0	3	0	0	0	0.0	0	0	0
10/9	Arizona.....	2	9	4.5	5	0	0	0	0.0	0	0	0
10/16	@ Chicago.....	1	3	3.0	3	0	2	7	3.5	4	0	0
10/23	Green Bay.....	1	4	4.0	4	0	0	0	0.0	0	0	0
10/30	@ Carolina.....	5	26	5.2	11	0	0	0	0.0	0	0	0
11/14	@ Green Bay.....	0	0	0.0	0	0	0	0	0.0	0	0	0
11/20	Oakland.....	7	18	2.6	8	0	1	7	7.0	7	0	0
11/27	@ Atlanta*.....	17	44	2.6	12	1	2	19	9.5	11	0	0
12/4	Denver*.....	21	91	4.3	16	0	8	42	5.3	14	0	0
12/11	@ Detroit*.....	19	90	4.7	15	0	3	19	6.3	9	1	0
12/18	New Orleans.....	2	12	6.0	9	0	4	46	11.5	16t	2	0
12/24	@ Washington.....	11	109	9.9	67	0	0	0	0.0	0	0	0
1/1/12	Chicago*.....	15	67	4.5	24	0	1	3	3.0	3	0	0
Totals	GP/GS: 16/5	109	531	4.9	67	1	23	190	8.3	42	3	
2012	MINNESOTA	Att.	Yards	Avg.	Long	TD	No.	Yards	Avg.	Long	TD	
9/9	Jacksonville.....	6	18	3.0	7	0	1	8	8.0	8	0	0
9/16	@ Indianapolis.....	5	15	3.0	8	0	2	17	8.5	12	0	0
9/23	San Francisco.....	8	18	2.3	9	0	2	20	10.0	14	0	0
9/30	@ Detroit.....	3	8	2.7	4	0	1	8	8.0	8	0	0
10/7	Tennessee.....	6	41	6.8	22	0	0	0	0.0	0	0	0
10/14	@ Washington.....	1	1	1.0	1	0	2	10	5.0	7	0	0
10/21	Arizona.....	1	1	1.0	1	0	0	0	0.0	0	0	0
10/25	Tampa Bay.....	1	6	6.0	6	0	2	20	10.0	10	0	0
11/4	@ Seattle.....	1	14	14.0	14	0	1	3	3.0	3	0	0
11/11	Detroit.....	0	0	0.0	0	0	2	15	7.5	10	0	0
11/25	@ Chicago.....	0	0	0.0	0	0	0	0	0.0	0	0	0
12/2	@ Green Bay.....	1	2	2.0	2	0	1	7	7.0	7	0	0
12/9	Chicago.....	3	17	5.7	6	0	1	-1	-1.0	-1	0	0
12/16	@ St. Louis.....	5	-5	-1.0	2	0	2	21	10.5	12	0	0
12/23	@ Houston.....	8	31	3.9	6	1	1	5	5.0	5	0	0
12/30	Green Bay.....	1	2	2.0	2	0	2	22	11.0	21	0	0
Totals	GP/GS: 16/0	50	169	3.4	22	1	20	155	7.8	21	0	
PLAYOFFS												
1/5/13	@ Green Bay	0	0	0.0	0	0	0	0	0.0	0	0	0



CHAD GREENWAY #52

POSITION: Linebacker

HEIGHT/WEIGHT: 6-2/242

DOB: 1-12-83

HOMETOWN: Mt. Vernon, SD

COLLEGE: Iowa

ACQUIRED: D1 (#17) for 2006

NFL SEASON: 8

VIKINGS SEASON: 8

GAMES/STARTS (regular season, playoffs) 2006 (1R), 2007 (16/16), 2008 (16/15, 1/1), 2009 (16/16, 2/2), 2010 (16/16), 2011 (16/16), 2012 (16/16, 1/1). **Total-** 96/95, 4/4.

- Became 1st Vikings LB to earn **AP All-Pro (2nd Team)** honors in 2012 since Matt Blair in 1980.
- Led Vikings in tackles from 2008-12 and was selected by teammates in 2010 and 2012 as Vikings **Defensive MVP**.
- Honored as 2012 **Korey Stringer Good Guy Award** winner by Twin Cities media for his cooperation and attitude.

OFF THE FIELD Recognized as 2011 **Vikings Community Man of the Year** for his generosity and charity in the Twin Cities and his home state of South Dakota...Active with the America Needs Farmers campaign with the Iowa Hawkeyes and Iowa Farm Bureau...Donated time and money with teammate John Sullivan to build his Sully's Playground project at Amplatz Children's Hospital at University of Minnesota...Has donated several "Chad's Lockers" to local children's hospitals, giving patients and their families a resource to find games and books...Works through his Lead The Way Foundation to enhance education and health opportunities for children... Donated funds to build a new track at his alma mater, Mt. Vernon High School...Made generous donation of \$100,000 to Sanford Hospital in Sioux Falls, SD in spring 2008 to help children's cancer patients and families...Recognized by teammates as the 2007 winner of the Ed Block Courage Award for his dedication and effort coming back from season-ending knee injury as a rookie...Graduated with a degree in communication studies from Iowa...Married in July 2006 to Jennifer Capista, a former track and field athlete at Iowa...Couple has daughters, Maddyn and Beckett...Joins his wife and members of the Vikings organization in hosting the annual Greenway Gridiron Gallop 5K fun run on Father's Day...Grew up on a hog and crop farm in Mount Vernon, SD, which has a population under 400...Played 9-man football in high school...Had his high school jersey, #8, retired in a winter 2009 event at Mt. Vernon High.

HONORS 2012 Associated Press **2nd Team All-Pro**...Earned **Pro Bowl** berths in 2011 and 2012...Recognized as 2012 **Korey Stringer Good Guy Award** winner...Selected as 2011 **Vikings Community Man of the Year**...Named **Vikings Defensive MVP** in 2010 and 2012 by teammates...Earned **NFC Defensive Player of the Week** at Detroit (9/20/09).

PRO Earned consecutive **Pro Bowl** berths in 2011 and 2012, the 1st Vikings LB to achieve the feat since Scott Studwell in 1987-88...Voted by teammates as **Defensive MVP** in 2010 and 2012...Led Vikings in tackles in 2008-2012 and ranked 2nd in 2007...Posted career-best 191 tackles in 2012...Joins only Scott Studwell (6) as the only players in Vikings history to lead the team in tackles 5+ straight seasons...Set career-high with 22 tackles vs. Oakland (11/20/11), the 2nd-most in Vikings history behind Studwell's 24 at Detroit in 1985...Since spending his rookie season on injured reserve with a preseason knee injury, he has not missed a game in the following 5 seasons... Has started 95 of the 96 career games he has played and all 4 playoff contests...From 2007-12, his 11 FRs ranks tied for 1st

in the NFL...Notched 6 takeaways in each 2007 and 2009... Named **NFC Defensive Player of the Week** for game at Detroit (9/20/09) when he had 3 takeaways (2 INT, 1 FR) and recovered an inside kick...Tied for NFL lead with 4 FRs in 2007 and tied for 2nd in 2009 with 3...Scored 1st career TD on a 37-yard INT return at NY Giants (11/25/07), part of a record-setting day against Giants as the Vikings returned 3 INTs for TDs...Helped Vikings tie team record with 6 INT-return TDs in 2007, matching the mark of the 1992 team...Helped Vikings rank #1 in the NFL against the run in 2007 and 2008...Is the only low LB ever selected in the 1st round of the NFL Draft...Selected #17 overall in the 2006 NFL Draft and was the 3rd LB taken, behind only A.J. Hawk (#5) and Ernie Sims (#9).

2012 Named **Associated Press 2nd-Team All-Pro**...Earned 2nd straight **Pro Bowl** berth...Selected by teammates as Vikings **Defensive MVP**...Helped key Vikings defensive effort that jumped from #21 overall to #16 in total defense...Led team with a career-best 191 tackles...Posted 10+ tackles in 11 games in regular season...Led team with 14 tackles in Wild Card Playoff game at Green Bay (1/5/13)...Had career-high 2.0 sacks in win over eventual NFC champions San Francisco (9/23), catching Alex Smith twice...Had season-high 18 tackles at Green Bay (12/2)...Snared an INT vs. Detroit (11/25)...Had 3rd sack of season at St. Louis (12/16) to add to a FR and 15 tackles in the game.

2011 Selected to **Pro Bowl** for the 1st time in his career...Led team with career-best 174 tackles...Shattered his previous career-high tackles of 150 set in 2008...Set career-high and notched 2nd-best mark in team history with 22-tackle day vs. Oakland (11/20) and had career-high 4 tackles for loss vs. Oakland...Notched 10+ tackles in 9 games during the season.

2010 Recognized by teammates as Vikings **Defensive MVP**... Helped Vikings defense rank in NFL's top-10 for 3rd straight season...Led team in tackles for 3rd straight season with 149, just shy of his career-best 150...Notched 10+ tackles in 6 games during the season...Notched a sack vs. Arizona (11/7)... Recovered a Lions fumble on punt coverage vs. Detroit (9/26) that led to a Vikings TD...Posted 14 tackles vs. Detroit.

2009 Led team in tackles for 2nd straight season...Posted team-high 6 takeaways (3 INTs, 3 FRs) which was tops for NFL LBs...Became only the 3rd Vikings LB to have a 3-takeaway game at Detroit (9/20) with 2 INTs and a FR, returning an INT 36 yards for his season long...Earned 1st career **NFC Defensive Player of the Week** honor at Detroit...Key part of the Vikings defense that finished ranked #6 in the NFL for total defense for the 2nd straight year...Led team in tackles during NFC Championship game with 9...Posted 1st career playoff sack vs. Dallas in Divisional Playoff game against Tony Romo.

2008 Had breakout season in his 2nd year on the field, leading the team in tackles with 150, and posting the 4th-best total by a Vikings LB in team history with 5.5 sacks...Key part of the Vikings ranking #1 in the NFL against the run for the 3rd straight season...Helped Vikings rank #6 in the NFL in total defense, the highest rank since 1994...Led team in 3 straight games...Had 10+ tackles in 6 games...Had sacks with 10 tackles

TOPS IN STOPS

Chad Greenway's 22 tackles vs. Oakland in 2011 is the 2nd-most in team history and he can match Scott Studwell's team record by leading the team in tackles in 2013.

TACKLES BY A VIKING IN A GAME

PLAYER, GAME	TACKLES
Scott Studwell, at Detroit (11/17/85).....	24
Chad Greenway, vs. Oakland (11/20/11).....	22
Scott Studwell, at Pittsburgh (9/24/89).....	21
Ed McDaniel, at Green Bay (9/4/94).....	21

CONSECUTIVE SEASONS LEADING VIKINGS IN TACKLES

PLAYER, SEASONS	CONSECUTIVE SEASONS
Scott Studwell, 1980-85.....	6
Chad Greenway, 2008-12.....	5

in Wild Card playoff game vs. Philadelphia (1/4/09).

2007 Bounced back from knee injury that cost him his rookie year to lead the team in takeaways with 6...Led the team with 4 FFs and finished 2nd in tackles with 130...Part of record-setting defensive effort that matched the Vikings record with 6 INT-return TDs and posted team-best 3 INT-return TDs in a game at NY Giants (11/25), joining Darren Sharper and Dwight Smith in scoring on returns during the game...The 3 INT-return TDs tied for the 2nd-most in an NFL game...Scored 1st career TD on a 37-yard INT return at NY Giants (11/25) off Eli Manning, his 2nd straight week with an INT after picking Daunte Culpepper the week before vs. Oakland (11/18)...Had an INT and FR vs. Oakland (11/18), picking up a Culpepper fumble.

2006 Suffered torn ACL in left knee on kickoff coverage in the preseason opener vs. Oakland (8/14)...Placed on injured reserve on 8/17, ending his rookie season.

COLLEGE A 2-time All-Big Ten selection who finished his

GREENWAY'S NFL TOTALS

Year	GP/GS	Tackles			Sacks	INTs	PBU	TFL	QBH	FF/FR	Special Teams
		Solo	Asst.	Total							
2006 (Minn).....		injured reserve									
2007 (Minn).....	16/16	83	47	130	0.0	2 (37)	5	3.0	7	4/4	8
2008 (Minn).....	16/15	103	47	150	5.5	0	8	8.0	11	3/0	2
<i>Playoffs</i>	<i>1/1</i>	<i>9</i>	<i>1</i>	<i>10</i>	<i>0.0</i>	<i>0</i>	<i>1</i>	<i>1.0</i>	<i>1</i>	<i>0/0</i>	<i>1</i>
2009 (Minn).....	16/16	88	39	127	0.0	3 (49)	7	4.0	4	1/3	1
<i>Playoffs</i>	<i>2/2</i>	<i>12</i>	<i>5</i>	<i>17</i>	<i>1.0</i>	<i>0</i>	<i>2</i>	<i>1.0</i>	<i>1</i>	<i>0/0</i>	<i>0</i>
2010 (Minn).....	16/16	106	43	149	1.0	0	2	10.0	1	1/1	5
2011 (Minn).....	16/16	104	70	174	2.0	0	5	13.0	4	0/1	0
2012 (Minn).....	16/16	121	70	191	3.0	1 (3)	7	7.0	6	0/2	0
<i>Playoffs</i>	<i>1/1</i>	<i>9</i>	<i>5</i>	<i>14</i>	<i>0.0</i>	<i>0</i>	<i>1</i>	<i>0.0</i>	<i>0</i>	<i>0/0</i>	<i>0</i>
Total	96/95	605	316	921	11.5	6 (89)	34	45.0	33	9/11	16
<i>Playoffs</i>	<i>4/4</i>	<i>30</i>	<i>11</i>	<i>41</i>	<i>1.0</i>	<i>0</i>	<i>4</i>	<i>2.0</i>	<i>2</i>	<i>0/0</i>	<i>1</i>

SINGLE-GAME CAREER HIGHS

Tackles.....	22.....	vs. Oakland, 11/20/11
Solo Tackles.....	15.....	@ Tampa Bay, 11/16/08
Sack.....	2.0.....	vs. San Francisco, 9/23/12
QB Hurries.....	3.....	@ Arizona, 12/14/08; vs. Chicago, 1/1/12
Passes Defensed.....	3.....	@ Arizona, 12/14/08; @ Cleveland, 9/13/09
Interceptions.....	2.....	@ Detroit, 9/20/09
Long INT Return.....	37.....	@ NY Giants, 11/25/07
Forced Fumbles.....	2.....	vs. Green Bay, 9/30/07
Fumble Recovery.....	1.....	many times, last @ St. Louis, 12/16/12
Tackles For Loss.....	4.0.....	vs. Oakland, 11/20/11

BIG PLAY GREENWAY

Chad Greenway's 5.5 sacks in 2008 ranked as the 4th-most in a season by a Vikings LB and his 11.5 career sacks is climbing the club's all-time list by LBs.

NFL OPPONENT FUMBLE RECOVERIES 2007-12

PLAYER	FRs
Chad Greenway.....	11
Bradie James.....	11
Kerry Rhodes.....	10
Rob Ninkovich.....	10
Brian Urlacher.....	10

SACKS IN A CAREER BY VIKINGS LBs

PLAYER, SEASON	SACKS
Matt Blair, 1974-85.....	23.0
Ed McDaniel, 1992-2001.....	20.5
Fred McNeill, 1974-85.....	16.5
E.J. Henderson, 2003-11.....	15.5
Ben Leber, 2006-11.....	12.0
Chad Greenway, 2006-present.....	11.5

career ranked 5th in Iowa history with 416 tackles...Started 38 of the 45 games he played in and recorded 10+ tackles in a game 25 times...Iowa's Co-MVP as a senior...His 156 tackles as a senior in '05 rank 3rd in school history...Earned 2nd-team All-Big Ten honors as a sophomore...Redshirted in 2001.

PREP A 1st-team All-State selection as a junior and senior and 3rd-team as a sophomore at Mount Vernon (SD) High...Played 9-man football in high school...Led team to back-to-back state titles as a QB and FS...Named Gatorade Player of the Year for the state...Team captain in football for 3 straight years...Also lettered in basketball, baseball, and track...Won 4 events at the 2000 state track meet, including the triple jump.

GREENWAY'S INTERCEPTIONS

GAME	QB	INTs
vs. Oakland, 11/18/07	Daunte Culpepper	1 (0)
@ NY Giants, 11/25/07	Eli Manning	1 (37f)
@ Detroit, 9/13/09	Matthew Stafford	2 (49)
vs. NY Giants, 1/3/10	Eli Manning	1 (0)
vs. Detroit, 11/11/12	Matthew Stafford	1 (3)
Total		6 (89)

GREENWAY'S TOUCHDOWN


GAME	Play
@ NY Giants, 11/25/07	37 INT return

GREENWAY'S SACKS

GAME	QB	SACKS
vs. Carolina, 9/21/08	Jake Delhomme	1.0
vs. Houston, 11/2/08	Matt Schaub	1.0

vs. Green Bay, 11/9/08	Aaron Rodgers	1.0
@ Tampa Bay, 11/16/08	Jeff Garcia	1.0
@ Arizona, 12/14/08	Kurt Warner	1.0
vs. NY Giants, 12/28/08	David Carr	0.5
vs. Dallas, 1/17/10*	Tony Romo	1.0
vs. Arizona, 11/7/10	Derek Anderson	1.0
vs. Oakland, 11/20/11	Carson Palmer	1.0
vs. Chicago, 1/1/12	Josh McCown	1.0
vs. San Francisco, 9/23/12	Alex Smith	2.0
@ St. Louis, 12/16/12	Sam Bradford	1.0
Total		12.5

*playoffs



EVERSON GRIFFEN #97

POSITION: Defensive End
HEIGHT/WEIGHT: 6-3/273
DOB: 12-22-87
HOMETOWN: Avondale, AZ

COLLEGE: Southern California
ACQUIRED: D4 (#100) for 2010
NFL SEASON: 4
VIKINGS SEASON: 4

GAMES/STARTS (regular season, playoffs) 2010 (11/0), 2011 (16/0), 2012 (16/1, 1/0). **Total:** 43/1, 1/0.

- Ranked 3rd on team in 2012 with 8.0 sacks and scored 1st career TD on INT return at St. Louis.
- Attended same high school, Agua Fria in Avondale, AZ, as Vikings Hall of Famer Randall McDaniel.

OFF THE FIELD Active in the Leaders of Tomorrow program that makes meals available for school-age kids in Minnesota... Engaged and has a son...Takes part in the annual Vikings blood drive and community events with teammates...Majored in sociology at USC...Enjoys being on the water in his free time, with boating, wave runners and water skiing among his favorite activities...Enjoys fishing...Looked up to Vikings legend Randall McDaniel as a young athlete.

PRO Made impact on Vikings defense in his 2nd season, ranking 3rd on team with 8.0 sacks...Scored 1st career TD on 1st career INT at St. Louis (12/16/12), taking back a Sam Bradford pass 29 yards for a TD...Posted career-best 3.0 sacks vs. Green Bay (12/30/12) in regular season finale, a must-win game that gave the Vikings a playoff berth...Ranked 4th on team in 2011 with 4.0 sacks despite not starting a game...Notched 18 special teams tackles in 2011 to rank #2 on team...Carved out role on special teams to get playing time as a rookie, seeing action in final 11 straight games of season...Burst onto scene with 5 tackles in his 1st career game, at Green Bay (11/21/10)...Selected with the 2nd pick in the 4th round of the 2010 NFL Draft, the 100th player selected overall...Declared for the draft after his junior season.

2012 Came on strong late in season, posting 5.0 sacks, 1 INT, 1 TD and 16 QB hurries in the final 7 games...Had a sack in his playoff debut at Green Bay (1/13/13) in NFC Wild Card game...Posted career-best 3.0 sacks vs. Green Bay (12/30) in regular season finale win over Packers that gave the Vikings a playoff berth...Started 1st career game at Houston (12/23)...Scored 1st career TD on 1st career INT at St. Louis (12/16/12), taking back a Sam Bradford pass 29 yards for a TD...His 29-yard INT return TD ranks as the 5th-longest in Vikings history by a defensive lineman...Posted a 22-yard sack against Andrew Luck at Indianapolis (9/16), the 3rd-longest sack in team history.

2011 Played in all 16 games...Notched 4.0 sacks to rank 4th on team...Ranked 2nd on team with 18 special teams tackles, 4 behind team-leader Eric Frampton...Posted 1st career sack vs. Tampa Bay (9/18) when he caught Josh Freeman...Notched career-best 3 special teams tackles at Kansas City (10/2) and vs. Green Bay (10/23)...Versatile special teamer played as a gunner on punt coverage at times as well as serving as a regular on return units...Contributed to the Vikings 50.0 sacks on the season, tied for 1st in the NFL...Helped Vikings special teams unit set a team record with 26.9 kickoff return average for the season and tied for 1st in the NFL with 4 kickoff returns of 50+ yards.

2010 Played in final 11 games after being inactive for the opening 5 games of the season...Notched career-high 5 tackles on defense vs. Green Bay (11/21)...Had 5 QB hurries in a 5-game span with a season-high 2 vs. Buffalo (12/5)...Posted 8 special teams tackles, notching season-high 2 at Chicago (11/14) and at Detroit (1/2/11).

COLLEGE Helped USC win or tie for PAC 10 titles in 2007 and 2008...Trojans won Rose Bowl as a freshman and sophomore, topping Illinois as a freshman and Penn State as a sophomore...USC won Emerald Bowl over Boston College as a junior...Earned 2nd-Team All-Pac 10 honors as a junior...Burst onto the scene as a true freshman, starting 2 games...Started 2007 opener vs. Idaho as a true freshman, becoming the 1st USC true freshman to start an opener since Tim Ryan in 1986...Notched career-high 3.5 sacks vs. Oregon State as a true freshman.

PREP Attended Agua Fria High in Avondale, AZ...Named Super Prep and Scout.com Player of the Year in Arizona...Consensus All-America...Gatorade Circle of Champions Player of the Year for Arizona...Had 16.0 sacks on defense and ran for 1,251 yards and 20 TDs on offense as a senior...Earned 1st-Team All-Region in basketball...Competed as a shot putter...Played AAU hoops.

GRIFFEN'S NFL TOTALS

Year	GP/GS	Tackles							Special		
		Solo	Asst.	Total	Sacks	INTs	PBU	TFL	QBH	FF/FR	Teams
2010 (Minn)	11/0	5	2	7	0.0	0	0	0	5	0/0	8
2011 (Minn)	16/0	12	3	15	4.0	0	2	4.0	8	0/1	18
2012 (Minn)	16/1	21	15	36	8.0	1 (29t)	3	10.0	27	0/2	7
Playoffs	1/0	3	1	4	1.0	0	0	1.0	1	0/0	0
Total	43/1	38	20	58	12.0	1 (29)	5	14.0	40	0/3	33
Playoffs	1/0	3	1	4	1.0	0	0	1.0	1	0/0	0

SINGLE-GAME CAREER HIGHS

Tackles.....5..... vs. Green Bay, 11/21/10; @ Green Bay, 12/2/12
 Solo Tackles..... 4..... @ Green Bay, 12/2/12
 Sack..... 3.0..... vs. Green Bay, 12/30/12
 Interception.....1..... @ St. Louis, 12/16/12
 Long INT Return.....29t..... @ St. Louis, 12/16/12
 Fumble Recovery.....1..... vs. San Francisco, 9/24/12; @ Houston, 12/23/12
 QB Hurries..... vs. Green Bay, 12/30/12
 Special Teams Tackles.....3..... @ Kansas City, 10/2/11; vs. Green Bay, 10/23/11

GRIFFEN'S SACKS (* Playoffs)


GAME	QB	SACKS
vs. Tampa Bay, 9/18/11	Josh Freeman	1.0
@ Kansas City, 10/2/11	Matt Cassel	1.0
vs. Green Bay, 10/13/11	Aaron Rodgers	1.0
@ Atlanta, 11/27/11	Matt Ryan	1.0
@ Indianapolis, 9/16/12	Andrew Luck	1.0
@ Detroit, 9/30/12	Matthew Stafford	2.0
vs. Detroit, 11/11/12	Matthew Stafford	1.0
vs. Chicago, 12/9/12	Jay Cutler	1.0
vs. Green Bay, 12/30/12	Aaron Rodgers	3.0
@ Green Bay, 1/5/13*	Aaron Rodgers	1.0
Total		13.0

GRIFFEN'S INTERCEPTION

GAME	QB	INT
@ St. Louis, 12/16/12	Sam Bradford	1 (29t)

GRIFFEN'S TOUCHDOWN

GAME	PLAY
@ St. Louis, 12/16/12	29 INT Return



LETROY GUION #98

POSITION: Defensive Tackle
HEIGHT/WEIGHT: 6-4/303
DOB: 6-21-87
HOMETOWN: Starke, FL

COLLEGE: Florida State
ACQUIRED: D5b (#152) for 2008
NFL SEASON: 6
VIKINGS SEASON: 6

GAMES/STARTS (regular season, playoffs) 2008 (2/0), 2009 (7/0), 2010 (15/0), 2011 (16/3), 2012 (15/15, 1/1). **Total-** 55/18, 1/1.

- Notched career-high 2.0 sacks at Detroit (9/30/12).
- Started career-best 15 regular season games and 1st career playoff game in 2012.
- Avid outdoorsman has embraced hunting and fishing in his Minnesota surroundings.

OFF THE FIELD Presented with Beacon Award from Salvation Army of the Twin Cities in recognition of his work with the organization since joining the Vikings...Has 2 daughters, Zharianna and Trinique Shenelle...Nicknamed Baloo, named for the character from the Jungle Book...Sponsors an AAU basketball team in his hometown...An avid outdoorsman who enjoys hunting and fishing in his native Florida and in Minnesota...Participated in 2009, 2010 and 2012 Minnesota Governor's Fishing Opener events in May, teaching kids to fish.

PRO Started career-high 15 games in 2012 and Wild Card playoff game at Green Bay...Blocked his 2nd career FG vs. San

Francisco (9/24/12)...Had career-best 2.0-sack game at Detroit (9/30/12)...Made 1st career starts in 2011, starting in opening 2 games in place of suspended Kevin Williams...Blocked 1st career FG vs. Oakland (11/20/11)...Teammate of Vikings QB Christian Ponder at FSU...Emerged in his 3rd NFL season as a productive player in the snaps he played, posting 2.0 sacks on the season...Entered the NFL Draft after his junior season.

2012 Started all 15 regular season games he played in and Wild Card playoff game at Green Bay, his 1st career playoff action...Posted career-best 49 tackles and tied career-high with 2.0 sacks...Blocked the 2nd FG of his career vs. San Francisco (9/23)...Notched both sacks of season in game at Detroit (9/30)...Had season-best 5 tackles in 5 games during season...Had 6 tackles in playoff game...Had a tackle in every game he played during the season.

2011 Started opening 2 games of season in place of suspended Kevin Williams...Played in career-best 16 games with 3 starts...Started 3rd career game at Washington (12/24) in a victory...Blocked 1st FG for Vikings since 2008 when he batted a Sebastian Janikowski kick vs. Oakland (11/20)...Notched

season-best 7 tackles in finale vs. Chicago (1/1/12) along with 3 QB hurries and a fumble recovery...Had 6 tackles in season opener at San Diego (9/11).

2010 Played in 15 games and had a productive 2nd half of the season with both sacks coming in the final 6 games...Had career-best game with 3 tackles a forced fumble and his 1st sack at Washington (11/28), the 1st game with interim head coach Leslie Frazier at the helm of the club...Notched 2nd sack of season at Philadelphia (12/28) when he caught Michael Vick.

2009 Saw action in 7 games during his 2nd season with the Vikings...Was inactive 9 times during the regular season and for both playoff contests...Had career-best 3 tackles at Detroit (9/20) along with a QB hurry...Posted QB hurries in 4 of the 7 games he played in, including 2 in 3 separate games...Played in opening 3 games of the season.

2008 Provided depth for the NFL's #1-ranked NFL rush-

ing defense behind Pro Bowl DTs Kevin Williams and Pat Williams...Inactive for 15 games during the 2008 season, including the Wild Card Playoff vs. Philadelphia...Made NFL debut at Tennessee (9/28)...Saw action at Detroit (12/7).

COLLEGE Started 14 of the 32 career games he played at FSU... Opened career-high 8 games as a junior, his final campaign with the Seminoles...Earned FSU's Big Otis Award as the player most dedicated to physical development in his final season with the 'Noles...Started in Emerald Bowl against UCLA as a sophomore...Was the only FSU true freshman defensive player to earn a start in the 2005 season.

PREP Helped Bradford High advance to Florida Class 2A state semifinals as a sophomore, junior and senior...Honored as Gainesville Sun Player of the Year as a senior...Named All-State 1st-Team as a junior and senior.

GUION'S NFL TOTALS

Year	GP/GS	Tackles			Sacks	INTs	PBU	TFL	QBH	FF/FR
		Solo	Asst.	Total						
2008 (Minn)	2/0	0	0	0	0.0	0	0	0	0	0/0
Playoffs	0/0									
2009 (Minn)	7/0	2	1	3	0.0	0	0	0	7	0/0
Playoffs	0/0									
2010 (Minn)	15/0	11	8	19	2.0	0	0	3.0	8	1/0
2011 (Minn)	16/3	20	15	35	0.0	0	0	4.0	13	0/1
2012 (Minn)	15/15	21	28	49	2.0	0	1	4.0	3	0/0
Playoffs	1/1	4	2	6	0.0	0	0	0.0	0	0/0
Total	55/18	54	52	106	4.0	0	1	11.0	31	1/1
Playoffs	1/1	4	2	6	0.0	0	0	0.0	0	0/0

SINGLE-GAME CAREER HIGHS

Tackles.....7..... vs. Chicago, 1/1/12
 Solo Tackles..... 4..... vs. Chicago, 1/1/12; vs. Jacksonville, 9/9/12
 Sacks 2.0..... @ Detroit, 9/30/12
 QB Hurries3..... vs. Chicago, 1/1/12
 Tackle for Loss..... 2.0..... @ Atlanta, 11/27/11; @ Detroit, 9/30/12
 Forced Fumble.....1..... @ Washington, 11/28/10
 Pass Defensed..... 1..... @ St. Louis, 12/16/12
 Blocked FG.....1..... vs. Oakland, 11/20/11; vs. San Francisco, 9/24/12

GUION'S SACKS

GAME	QB	SACKS
@ Washington, 11/28/10	Donovan McNabb	1.0
@ Philadelphia, 12/28/10	Michael Vick	1.0
@ Detroit, 9/30/12	Matthew Stafford	2.0
Total		4.0

VIKINGS RANK AMONG NFL'S ALL-TIME LEADERS

The Vikings have been a dominant presence on NFL fields since the 1970 AFL-NFL merger. The Vikings have a 374-288-2 mark since 1970, a win total that trails only Dallas and San Francisco in the NFC and is the 6th-most wins in the NFL over that span. The Vikings home field advantage, a 222-110-1 record, is the best in the NFC since the merger and ranks 4th in the NFL.

NFL RECORDS SINCE THE 1970 AFL-NFL MERGER

Pittsburgh	404-258-2
Miami	392-270-2
Dallas	389-275-0
Denver	380-278-6
San Francisco	375-285-4
Minnesota	374-288-2
New England	363-301-0

NFL HOME RECORDS SINCE 1970 AFL-NFL MERGER- WINS

Pittsburgh	239-92-1
Denver	228-101-4
Miami	223-107-1
Minnesota	222-110-1
Dallas	221-111-0
New England	207-125-0
Green Bay	207-120-5



ERIN HENDERSON #50

POSITION: Linebacker
HEIGHT/WEIGHT: 6-3/244
DOB: 7-1-86
HOMETOWN: Aberdeen, MD

COLLEGE: Maryland
ACQUIRED: Rookie FA for 2008
NFL SEASON: 6
VIKINGS SEASON: 6

GAMES/STARTS (regular season, playoffs) 2008 (10/0, 1/0), 2009 (2/0), 2010 (9/0), 2011 (15/11), 2012 (14/10, 1/1). **Total:** 50/21, 2/1.

- Regular starter at WLB in 2011 and 2012, set career-high with 112 tackles in 2012.
- Started alongside older brother, EJ, during 2011 for the 1st time in their football careers. The Henderson brothers had not been high school or collegiate teammates.

OFF THE FIELD Capped a lifelong affection for big cats by joining with National Geographic Foundation in 2013 offseason, visiting their offices in Washington, DC and pledging a donation for the Foundation's Big Cats Initiative...Earned degree in communications prior to the start of his rookie season, completing his coursework in less than 4 years...Aspires to a career in broadcasting...Regular guest and guest host on Vikings flagship radio station KFAN with play-by-play voice Paul Allen... Works closely with brother E.J.'s Urban Youth Outreach program and E.J. Henderson Youth Foundation...Married in spring 2012 to Maleah, the couple has a son, Lennox...Active with supporting patients with Sickle Cell Anemia and charities to benefit sufferers through his Foundation 50.

PRO Ranked 4th on team for 2nd straight season in 2012, posting a career-best 112 tackles...Had career-high 3.0 sacks in 2012...Had impressive 1st season as starter in 2011, ranking 4th on team with 91 tackles...Started 1st career game in 2011 opener at San Diego (9/11/11), starting alongside older brother, EJ, for the 1st time in their football careers...Steady contributor on special teams during rookie year, ranked 4th on team with 11 stops...Joined 5 Husain Abdullah and T Drew Radovich as the only 2009 rookie free agents to make the 53-man roster...Entered NFL Draft following junior season.

2012 Had most productive season of his career, setting career-highs with 112 tackles, 3.0 sacks and 10.0 TFL...Started 1st career playoff game in Wild Card at Green Bay (1/5/13)...Notched 4 games with 10+ tackles...Had career-high 13 tackles in back-to-back games to start the season...Posted sack in each of the opening 2 games, vs. Jacksonville (9/9) and at Indianapolis (9/16), adding a 3rd at St. Louis (12/16)...Missed game, vs. San Francisco (9/30) and at Detroit (9/30) with injury.

2011 Made debut as a starter, opening 11 of his 15 games played...Started alongside older brother, LB E.J., for the 1st time in their football careers...Ranked 4th on team with 91 tackles and 3rd among Vikings LBs...Notched 1st career sack in 1st career start at San Diego (9/11), catching Philip Rivers... Shared a sack of Josh McCown vs. Chicago (1/1/12)...Notched career-best 11 tackles in 1st win of the season vs. Arizona (10/9) and followed up with consecutive 10-tackle games at Chicago (10/16) and vs. Green Bay (10/23)...Had 44 tackles and 3 TFLs in a 5-game span during the month of October.

2010 Saw time in 9 games, filling in at LB and excelling on special teams...Recovered a Ricky Williams fumble vs. Miami (9/19) forced by his brother, E.J....Posted 5 special teams tackles in opening 5 games of the season.

2009 Played in a pair of games in 2009 on special teams...Had season-best 3 special teams tackles and led team vs. Cincinnati (12/13)...Saw 1st action of the season at Green Bay (11/1) and notched a pair of special teams stops.

2008 Ranked 4th on team with 11 stops on the coverage units despite playing in only 10 games...Posted season-best 4 special teams tackles at Jacksonville (11/23)...Saw most action on defense of the season at Arizona (12/14) where he had 3 tackles...Forced a fumble at Tennessee (9/28).

COLLEGE Helped team to Emerald Bowl in 2007 and Champs Sports Bowl in 2006...Led ACC in tackles in 2007 and ranked 9th in the nation...Earned Honorable Mention All-America from Pro Football Weekly, Rivals.com, SI.com and College Football News in 2007...Entered junior season as a Playboy Preseason All-America...Had career-best 18 tackles vs. Virginia in 2007... Earned 2nd-Team All-ACC as a sophomore...Scored TD on a 45-yard INT return at Virginia for the game-winning points... Injured knee in 2005 fall camp and was sidelined for the season...Redshirted in 2004, coming to campus as a QB before moving to LB midway through the fall.

PREP Standout QB and LB led Aberdeen High to 1st state championship with 12-1 record as a senior...Named *Baltimore Sun* Player of the Year as a senior...All-State as a junior and senior...Competed in basketball and track, winning county title in hoops.



Erin Henderson made his fascination with lions a charitable endeavor in 2013, getting involved with National Geographic's Big Cats Initiative. Henderson visited the Society in Washington, DC during the 2013 offseason and donated to the cause.

KICKOFF
EXECUTIVES
STAFF
COACHES
PLAYERS
ROOKIES
2012 SEASON
RECORDS
PLAYOFF RECORDS
HISTORY
EXTRA POINTS

HENDERSON'S NFL TOTALS


Year	GP/GS	Tackles							Special		
		Solo	Asst.	Total	Sacks	INTs	PBU	TFL	QBH	FF/FR	Teams
2008 (Minn).....	10/0	3	0	3	0.0	0	0	0.0	0	1/0	11
<i>Playoffs</i>	1/0	0	0	0	0.0	0	0	0.0	0	0/0	0
2009 (Minn).....	2/0	0	0	0	0.0	0	0	0.0	0	0/0	5
2010 (Minn).....	9/0	1	1	2	0.0	0	0	0.0	0	0/1	9
2011 (Minn).....	15/11	56	35	91	1.5	0	2	8.0	2	2/0	0
2012 (Minn).....	14/10	72	40	112	3.0	0	3	10.0	2	1/0	0
<i>Playoffs</i>	1/1	8	4	12	0.0	0	0	1.0	0	0/0	0
Totals	50/21	132	76	208	4.5	0	5	18.0	4	4/1	25
<i>Playoffs</i>	2/1	8	4	12	0.0	0	0	1.0	0	0/0	0

SINGLE-GAME CAREER HIGHS

Tackles.....13 vs. Jacksonville, 9/9/12; @ Indianapolis, 9/16/12
 Solo Tackles.....11..... @ Indianapolis, 9/16/12
 Sack.....1.0..... 4 times, last @ St. Louis, 12/16/12
 Tackles for Loss.....3.0 @ San Diego, 9/11/11; @ Indianapolis, 9/16/12
 Special Teams Tkls....4 @ Jacksonville, 11/23/08
 Forced Fumble.....1..... @ Tennessee, 9/28/08; @ Chicago, 10/16/11; vs. Tennessee, 10/7/12
 Pass Defensed.....1..... several times, last @ Chicago, 11/26/12
 QB Hurry.....1..... several times, last Indianapolis, 9/16/12
 Fumble Recovery.....1..... vs. Miami, 9/19/10

HENDERSON'S SACKS

GAME	QB	SACKS
@ San Diego, 9/11/11.....	Philip Rivers.....	1.0
vs. Chicago, 1/1/12.....	Josh McCown.....	0.5
vs. Jacksonville, 9/9/12.....	Blaine Gabbert.....	1.0
@ Indianapolis, 9/16/12.....	Andrew Luck.....	1.0
@ St. Louis, 12/16/12.....	Sam Bradford.....	1.0
Total		4.5



TYLER HOLMES #66

POSITION: Guard
HEIGHT/WEIGHT: 6-4/312
DOB: 7-24-88
HOMETOWN: Ontario, Canada
COLLEGE: Tulsa
ACQUIRED: Rookie FA for 2012
NFL SEASON: 1
VIKINGS SEASON: 1

GAMES/STARTS (regular season, playoffs) 2012 (PS-Minn).
 Total- 0/0.

- Father was a standout RB in the Canadian Football League.
- Played his final season at Tulsa while in graduate school.

OFF THE FIELD Earned bachelor's degree in management in May 2011 and has done course work on his master's degree in business, playing his senior season at Tulsa as a grad student... Father, Richard Holmes, was earned all-star honors as a RB with Ottawa in the Canadian Football League, also playing with Toronto and Winnipeg of the CFL and also played in the USFL... Was a Vikings fans as a youth in Ottawa.

PRO Spent 13 weeks during the 2012 regular season and the Wild Card playoff week on Vikings practice squad...Was drafted #7 in the 1st round of the CFL draft by Toronto.

2012 Following his release during final roster cuts after pre-season, was signed by to Vikings practice squad....Released on 8/31, then signed to practice squad on 9/1...Spent 13 weeks on

Vikings practice squad and the Wild Card playoff week...Spent training camp and preseason with Vikings...Joined Vikings on 5/14 as a rookie free agent.

COLLEGE Named Honorable Mention All-Conference USA as a junior and senior...Started all 13 games in his final 2 seasons... Played in 6 games in 2009 and missed 6 games with broken leg suffered in practice at mid-season...Returned from injury in the 9th game of the season...Opened all 14 games as a freshman in 2008, earning Freshman All-Conference USA honors.

PREP Standout at Merivale High in Ottawa, Ontario...Earned team and league MVP honors as a senior, playing multiple positions.



LAWRENCE JACKSON #94

POSITION: Defensive End
HEIGHT/WEIGHT: 6-4/278
DOB: 8-30-85
HOMETOWN: Inglewood, CA

COLLEGE: USC
ACQUIRED: FA (Det) for 2013
NFL SEASON: 6
VIKINGS SEASON: 1

GAMES/STARTS (regular season, playoffs) 2008 (16/14-Sea), 2009 (16/10-Sea), 2010 (11/0-Det), 2011 (11/1, 1/0-Det), 2012 (15/0-Det). **Total-** 69/25, 1/0 (32/24-Sea; 37/1, 1/0-Det).

- Former 1st-round pick by Seattle, joins Vikings as a free agent in 2013 from NFC North rival Detroit.
- Played on USC's 2004 national title team.

OFF THE FIELD Has degree in sociology from USC...Brother, Keith, played OT in college at Arizona...Teammates at USC with current Vikings Matt Cassel, Everson Griffen and Rhett Ellison.

PRO Has 25 career starts under his belt...Opened 24 of 32 games he played for Seattle in 2008 and 2009...Notched career-best 6.0 sacks in only 11 games for Detroit in 2010...Has had career-high 2.0 sacks in 3 games in his career...Played on Lions playoff team in 2011 that made the postseason for the 1st time since 1999...Acquired by Detroit in trade with Seattle (8/18/10)...Originally entered NFL as a 1st-round (#28) pick with Seattle in 2008.

2012 Saw action in 15 games...Notched all 2.5 of his sacks on the season in the final 9 games.

2011 Started 1 of the 11 games he played...Played in NFC Wild Card game at New Orleans (1/7/12)...Part of Lions club that went 10-6, posting the 1st winning season since 2000 and earned a playoff berth for the 1st time since 1999...Missed

a span of 5 games with a thigh injury in late November and December...Had season-best 2.0 sacks at Denver (10/30).

2010 In his 1st season with Detroit, had career-best 6.0 sacks...Acquired by Detroit in training camp trade with Seattle on 8/18/10...Had season-high 1.5 sacks at Dallas (11/21)...Posted career-best 7 tackles at Buffalo (11/14)...Had career-best 36 tackles on the season.

2009 Started 10 of his 16 games for Seattle...Had sacks in each of the opening 2 games...Tied career-high with 2.0 sacks at San Francisco (9/20), adding a FF and a PBU...Had sack and FF vs. Jacksonville (10/11) that was returned 79 yards for a TD.

2008 Posted his 1st career 2-sack day in only his 2nd career game, adding 5 tackles vs. San Francisco (9/14)...Started 14 games as a rookie...Was the 4th DE selected in the Draft...Selected with the 28th overall pick.

COLLEGE Started 51 of the 52 career games he played at USC...Played on 2004 National Championship team...Earned 2nd-Team Associated Press All-America honors as a senior in 2007...Ended collegiate career with 30.5 sacks.

PREP Standout at Inglewood, CA High...Ended high school career with 57.0 sacks.

JACKSON'S NFL TOTALS

Year	GP/GS	Tackles							Special		
		Solo	Asst.	Total	Sacks	INTs	PBU	TFL	QBH	FF/FR	Teams
2008 (Sea)	16/14	21	8	29	2.0	0	0	0	0	0/0	0
2009 (Sea)	16/10	28	4	32	4.5	0	2	0	0	2/0	0
2010 (Det)	11/0	24	12	36	6.0	0	1	0	0	2/1	1
2011 (Det)	11/1	18	8	26	4.5	0	0	0	0	0/1	0
Playoffs	1/0	0	2	2	0.0	0	0	0	0	0/0	0
2012 (Det)	15/0	11	9	20	2.5	0	0	0	0	1/0	0
Totals	69/25	102	41	143	19.5	0	3	0	0	5/2	1
Playoffs	1/0	0	2	2	0.0	0	0	0	0	0/0	0

SINGLE-GAME CAREER HIGHS

- Tackles.....7.....@ Buffalo, 11/14/10
- Sacks2.0 3 times, last @ Denver, 10/30/11
- Forced Fumble.....1..... 5 times, last @ Green Bay, 12/9/12
- Fumble Recovery.....1..... 2 times, last @ Denver, 10/30/11
- Pass Defensed1..... 3 times, last @ Chicago, 12/5/10

JACKSON'S SACKS

GAME	QB	SACKS
vs. San Francisco, 9/14/08	J.T. O'Sullivan	2.0
vs. St. Louis, 9/13/09	Marc Bulger	1.0
@ San Francisco, 9/20/09	Shaun Hill	2.0
vs. Jacksonville, 10/11/09	David Garrard	1.0
@ Green Bay, 12/27/09	Aaron Rodgers	0.5
@ Minnesota, 9/26/10	Brett Favre	1.0
@ Buffalo, 11/14/10	Ryan Fitzpatrick	1.0
@ Dallas, 11/21/10	Jon Kitna	1.5
vs. Green Bay, 12/12/10	Matt Flynn	1.0
@ Tampa Bay, 12/19/10	Josh Freeman	1.0
Minnesota, 1/2/11	Joe Webb	0.5
vs. Chicago, 10/10/11	Jay Cutler	1.0
vs. Atlanta, 10/23/11	Matt Ryan	0.5
@ Denver, 10/30/11	Tim Tebow	2.0
@ Chicago, 11/13/11	Jay Cutler	1.0
@ Jacksonville, 11/4/12	Blaine Gabbert	1.0
@ Green Bay, 12/9/12	Aaron Rodgers	1.0
vs. Atlanta, 12/22/12	Matt Ryan	0.5
Total		19.5



A.J. JEFFERSON #24

POSITION: Cornerback
HEIGHT/WEIGHT: 6-1/190
DOB: 4/4/88
HOMETOWN: Bakersfield, CA

COLLEGE: Fresno State
ACQUIRED: Trade (Ariz) for 2012
NFL SEASON: 4
VIKINGS SEASON: 2

GAMES/STARTS (regular season, playoffs) 2010 (2/0-Ariz.), 2011 (16/7-Ariz.), 2012 (15/7, 1/1-Minn). **Total:** 33/14, 1/1 (15/7, 1/1-Minn., 18/7-Ariz.)

• Acquired by Vikings in trade as teams made final roster cuts following 2012 preseason.

• Started 7 games with Vikings in his 1st season with the club in 2012.

OFF THE FIELD Majored in public relations at Fresno State... Supports breast cancer charities...Has worked with training self defense dogs.

PRO Matched his career-high with 7 starts during the 2012 regular season with the Vikings and started his 1st career playoff game in Wild Card matchup at Green Bay...Joined Vikings via trade with Arizona following the 2012 preseason...Started 7 games in 2011 with Arizona...Originally entered the NFL as a rookie free agent with Arizona in 2010 and saw time in 2 games as a rookie.

2012 Saw action in 15 regular season games with 7 starts and started the Wild Card playoff game...Matched career-high with 7 starts and saw 1st career playoff action...Inactive for season opener after being acquired late in preseason in trade with Arizona...Had season-best 5 tackles in a pair of games, at Seattle (11/4) and at Green Bay (12/2), where all 5 tackles were solo stops...Had 2 passes defensed in 4 games during the season...Recovered a fumble at Houston (12/23).

2011 Started opening 7 games of the season...Spent time as a KO return man, taking back 14 kicks during the season...Had career-best 51-yard KO return at Seattle (9/25)...Posted 1st

JEFFERSON'S NFL TOTALS

Year	GP/GS	Tackles							Special		
		Solo	Asst.	Total	Sacks	INTs	PBU	TFL	QBH	FF/FR	Teams
2010 (Ariz)	2/0	0	0	0	0.0	0	0	0	0	0/0	1
2011 (Ariz)	16/7	59	8	67	0.0	1 (0)	11	0	0	0/0	0
2012 (Minn)	15/7	26	5	31	0.0	0	13	0	0	0/1	0
Playoffs	1/1	0	0	0	0.0	0	2	0	0	0/0	0
Totals	33/14	85	13	98	0.0	1 (0)	24	0	0	0/1	1
<i>Playoffs</i>	<i>1/1</i>	<i>0</i>	<i>0</i>	<i>0</i>	<i>0.0</i>	<i>0</i>	<i>2</i>	<i>0</i>	<i>0</i>	<i>0/0</i>	<i>0</i>

SINGLE-GAME CAREER HIGHS

Tackles.....8 @ Seattle, 9/25/11; @ Minnesota, 10/9/11
 Solo Tackles.....7 @ Seattle, 9/25/11; @ Minnesota, 10/9/11
 Interception.....1 @ Philadelphia, 11/13/11
 Passes Defensed3 @ Washington, 9/18/11
 Kickoff Returns4 @ Cincinnati, 12/14/11
 Long KO Return.....51 @ Seattle, 9/25/11

JEFFERSON'S INTERCEPTION

GAME	QB	INT (YDS)
@ Philadelphia, 11/13/11	Michael Vick	1 (0)
Total		1 (0)

career INT at Philadelphia (11/13) when he snared a Michael Vick pass on the final drive of the game to seal the win for Arizona... Had season-high 8 tackles in games at Seattle (9/25) and at Minnesota (10/9).

2010 Earned spot on Arizona's 53-man roster coming out of preseason...Was inactive for the opening 3 games of the season...Moved between Cardinals active roster and practice squad, re-joining 53-man roster on 10/26...Played in 1st career game at Kansas City (11/21) and played following week vs. San Francisco (11/29).

COLLEGE Saw time in 45 career games for Bulldogs with 18 starts...Had 3 career KOR TDs...Led nation in 2007 with 35.8-yard KOR average...Started all 12 games as a senior...Earned WAC Special Teams Player of the Week 3 times in 2007.

PREP Standout at West Bakerfield High did not play football until his junior year...As WR and DB he helped squad go 12-1 and win section title as a senior.



GREG JENNINGS #15

POSITION: Wide Receiver
HEIGHT/WEIGHT: 6-0 / 195
DOB: 9/21/83
HOMETOWN: Kalamazoo, MI

COLLEGE: Western Michigan
ACQUIRED: UFA (GB) for 2013
NFL SEASON: 8
VIKINGS SEASON: 1

GAMES/STARTS (regular season, playoffs) 2006 (14/10-GB), 2007 (13/13, 2/0-GB), 2008 (16/15-GB), 2009 (16/13, 1/1-GB), 2010 (16/16, 4/4-GB), 2011 (13/13, 1/1-GB), 2012 (8/5, 2/2-GB). **Total-96/86, 10/8 (96/86, 10/8-GB)**

- Priority free agent signing by Vikings after facing the crafty WR for 7 seasons as a Packer.
- Has posted 23 career games with 100+ yards receiving.
- Helped lead Green Bay to Super Bowl XLV crown, catching 2 TDs in title game against Pittsburgh.

OFF THE FIELD Started the Greg Jennings foundation in 2008, focusing on striving for a community where all educational needs for youth are met...Has hosted an annual golf tournament that was hosted in Milwaukee, WI for 4 consecutive years and currently takes place in Kalamazoo, MI for 2 consecutive years and has raised more than \$200,000 for his foundation...Built his 1st Habitat for Humanity house in June of '08 with the proceeds from his charity golf tournament...The foundation has also hosted several charity bowl-a-thons which raised money for Habitat for Humanity...Has held 4 Greg Jennings Foundation Football and Cheer Camps...Worked with local Minnesota company, Starkey, in 2012 when going on an African mission trip to fit children with hearing aids...Returned to Western Michigan in 2010 and graduated with a major in public relations and a minor in drug abuse counseling...Plays the bass and guitar...Is active in the church as his father, Greg, is a pastor at Progressive Deliverance Ministries in Kalamazoo and his mother, Gwen, is a missionary...Created his own website, www.theofficialg.com...Has experience in acting and has played a lab technician in the CBS crime drama Criminal Minds, a football coach on USA's Royal Pains and playing himself in several Old Spice commercials...First cousin of former Denver Broncos LB Ian Gold...Sister, Valynia, is an up-and-coming musician looking to release her first collaborative gospel album...Brother, Cortney, played basketball at Wayne State...Sister, Ebony, is a recent graduate from Western Michigan with a Masters in Sport Management...Is married to his wife, Nicole, who also attended WMU...The couple has 4 children: Amya, Alea, Aywa and Aice...The Jennings' family resides in Edina.

HONORS Earned back-to-back **Pro Bowl** honors in 2010 and 2011...Chosen as the **NFC Offensive Player of the Week** with his 7 receptions, 152 yards and 3 TDs at Minnesota (11/21/10)...Selected to the USA Today's **All-Joe Team** in 2009...Named to PF/W/PFWA **All-Rookie** team in 2006.

WAY ABOVE AVERAGE

Greg Jennings's 15.5 yards per catch ranks 2nd among players since 2007 with at least 350 receptions, trailing only Detroit WR Calvin Johnson. Jennings leads all current NFL players with 4 TD receptions of 80+ yards in his career. Jennings has amassed 23 career 100-yard receiving games.

NFL RECEIVING AVERAGE 2007-12 WITH MIN. 350 CATCHES

PLAYER	AVG
Calvin Johnson	16.1
Greg Jennings	15.5
Steve Smith	15.3
Andre Johnson	14.4
Roddy White	13.8

PRO Vikings priority free agent signing in 2013 offseason...Teammates at Green Bay with fellow Vikings free agent signing LB Desmond Bishop...A 2-time Pro Bowler (2010, '11)...Super Bowl XLV champion...Recorded 3 consecutive 1,000 yard seasons (2008-10) and has twice caught 12 TDs in a season (2007, '10)...Has 23 100-yard receiving games in his career and 6 career games with multiple TD receptions...Is the NFL's active leader with 4 receiving TDs over 80 yards...Since 2007, is among the NFL's leaders in 25-yard receptions (15th-59), TD receptions (T4th-50) and yards per catch average (3rd-15.5)...Ranks in the top 10 in Green Bay history in receptions (7th, 425), receiving yards (7th, 6,537), 100-yard receiving games (4th, 23) and TD catches (5th, 53)...Ranks 1st in Packers history with 50 post-season receptions and ranks 3rd in postseason team receiving yards with 673...Was the 4th WR selected (2nd Rd., #52) in the 2006 Draft behind Santonio Holmes (1-25-PIT), Chad Jackson (2-36-NE) and Sinorice Moss (2-44-NYG).

2012 Limited to 8 games while making 5 starts in 2012 due to a groin/abdomen injury...Finished the season strong with 15 receptions for 165 yards and 3 TDs over the final 2 regular season games...Had his most productive day of the season in season finale at Minnesota and finished with season highs in catches (8), yards (120) and TDs (2)...Started in both playoff games...Led the team in receiving yards (61) in the Wild Card game vs. Minnesota and led the team in receptions (6) in the Divisional game at San Francisco...Led Packers in playoffs with 10 receptions, 115 yards and 1 TD.

2011 Selected to his 2nd consecutive **Pro Bowl**...Started all 13 games he appeared in, including the NFC Divisional playoff game vs. NY Giants...Ranked 2nd on the team in receptions (67), yards (949) and 9 TDs...Fell 51 yards shy of his 4th consecutive 1,000 yard season...Recorded 3 games with 100+ receiving yards on the season, 4th straight season with at least 3 over the century mark.

2010 Earned his 1st **Pro Bowl** selection after starting all 16 games and posting his 3rd consecutive 1,000-yard season...Tied for 1st in the NFC (12- C.Johnson-DET) and 2nd in the NFL in TD receptions (15-D. Bowe-KC) in TD catches...His 1,265 receiving yards was 4th in the League...Tied a career-high 5 100-yard games for a 3rd straight year...His 16.6-yard average per catch ranked 2nd in the NFL with players over 65 receptions...Had 8 catches for 130 yards in the NFC Championship Game at Chicago...Caught 2 TD passes, a 21-yarder and 8-yarder, in Super Bowl XLV victory vs. Pittsburgh...Had 100+ yards

JENNINGS JUMP OUT

Since his breakout season in 2007, Greg Jennings is tied for the 4th-most receiving TDs in the NFL. He had a pair of 12-TD seasons in 2007 and 2010 when he tied for 4th and 2nd in the NFL. Most memorably, Jennings caught Brett Favre's NFL-record 421st career TD pass at Minnesota in 2007.

NFL RECEIVING TDs 2007-12

PLAYER	TDs
Randy Moss	55
Calvin Johnson	54
Larry Fitzgerald	53
Greg Jennings	50
Marques Colston	50

KICKOFF
EXECUTIVES
STAFF
COACHES
PLAYERS
ROOKIES
2012 SEASON
RECORDS
PLAYOFF RECORDS
HISTORY
EXTRA POINTS

receiving in NFC Divisional Round game at Atlanta (1/15/11) and NFC Championship Game at Chicago (1/23/11)...Had 2nd career 3-game streak with 100+ in his career during regular season.

2009 Played in all 16 games, 13 starts, for a 2nd straight year... Named to the **USA Today All-Joe Team**...Led the team with 1,113 receiving yards on 68 catches...Caught 4 TDs on the season and tied a career best with 5 games of 100+ yards...Performed well in the playoffs with 8 receptions, 130 yards (season-high) and 1 TD at Arizona in the NFC Wild Card game.

2008 Appeared in all 16 games for the 1st time in his career and made 15 starts...Led the Packers with a career-high 80 receptions for a career-best 1,292 yards adding a team-high 9 TDs...Had 5 games with 100+ yards on the season...Ranked 7th in the NFC in receptions and 6th in the NFL in receiving yards... Led the League with 8 receptions over 40 yards.

2007 Started all 13 games he played...Tied for 7th in the NFL and 3rd in the NFC in scoring (72) for non-kickers...His 17.4-yard average per catch was 4th in the League...Caught a TD in 5 consecutive games (Weeks 11-15)...Caught Brett Favre's 420th TD pass (tying Dan Marino) with a 57-yard score vs. San Diego (9/23)...Caught Favre's record-breaking 421st TD pass at Minnesota (9/30) on a 16-yard reception...Scored the game-winning TD in overtime at Denver (10/29) with a 82-yard reception on the first play of OT...Caught Aaron Rodgers' 1st career TD pass at Dallas (11/29), an 11-yard score...Made playoff debut vs. Seattle (1/12/08) in Divisional Round and caught a team-high 6 passes for 71 yards and 2 TDs...Caught 1 pass in NFC Championship game loss vs. NY Giants (1/20/08).

2006 Played in 14 games with 11 starts in his rookie season... Ranked 3rd on the team with 45 receptions, 632 receiving yards and 2nd with 3 TD catches...Returned 5 punts for 29 yards (5.8) and recorded 3 special teams tackles...Named to the Pro Football Weekly/PFWA **All-Rookie** team...Made his NFL debut vs. Chicago (9/10/06)...Started his first game vs. New Orleans (9/17/06) and caught his 1st TD pass on a 22-yard toss from Brett Favre...Earned **Diet Pepsi NFL Offensive Rookie of the Week** honors for his performance at Detroit (9/24/06) as he had 3 receptions for 101 yards and 1 TD (75t), Favre's 400th TD pass of his career.

COLLEGE Finished his Western Michigan career as the school's all-time leader in receptions (238), TD catches (39),

JENNINGS' NFL TOTALS

Year	GP/GS	RECEIVING				
		No.	Yds.	Avg.	Lg	TD
2006 (GB)	14/11	45	632	14.0	75t	3
2007 (GB)	13/13	53	920	17.4	82t	12
Playoffs	2/0	7	85	12.1	24	2
2008 (GB)	16/15	80	1,292	16.2	63	9
2009 (GB)	16/13	68	1,113	16.4	83t	4
Playoffs	1/1	8	130	16.3	35	1
2010 (GB)	16/16	76	1,265	16.6	86t	12
Playoffs	4/4	21	303	14.4	31	2
2011 (GB)	13/13	67	949	14.2	79t	9
Playoffs	1/1	4	40	10.0	14	0
2012 (GB)	8/5	36	366	10.2	45	4
Playoffs	2/2	10	115	11.5	32	1
Total	96/86	425	6,537	15.4	86t	53
Playoffs	10/8	50	673	13.5	35	6

SINGLE-GAME CAREER HIGHS

Receptions..... 9..... @ Chicago, 9/25/11
 Receiving Yards 167..... @ Detroit, 9/14/08
 Receiving TDs3..... @ Minnesota, 11/21/10
 Long Reception 86t..... vs. Miami, 10/17/10

ALOHA VIKINGS

Greg Jennings joined the Vikings as a free agent during the 2013 offseason and will provide the Vikings receiving corps production and experience. Jennings has a pair of Pro Bowl appearances under his belt and joins 9 other current Vikings who have been selected to the Pro Bowl.

PRO BOWL BERTHS AMONG VIKINGS

PLAYER	SEASONS
Kevin Williams, DT, 6	2004, '06, '07, '08, '09, '10
Adrian Peterson, RB, 5	2007, '08, '09, '10, '12
Jared Allen, DE, 5	2007, '08, '09, '11, '12
Chad Greenway, LB, 2	2011, '12
Greg Jennings, WR, 2	2010, '11
Matt Cassel, QB, 1	2010
Jerome Felton, FB, 1	2012
Matt Kalil, T, 1	2012
Kyle Rudolph, TE, 1	2012
Blair Walsh, K, 1	2012

and all-purpose yards (5,093)...Ranked 2nd in receiving yards with (3,539)...Became just the 11th player in NCAA Division I history to record 3 career 1,000-yard receiving seasons (2003-05)...Recorded 18 career 100-yard games...Was a 3rd-Team All-American pick by the Associated Press and received 2nd-Team honors by Sports Illustrated following his senior season... Was the MAC's Vern Smith Leadership Award (conference MVP) winner along with the MAC Offensive Player of the Year, becoming the 1st player to win both awards since Randy Moss did so with Marshall in 1997...Was the 1st WR drafted out of Western Michigan.

PREP Was All-Conference in three sports - football, basketball and track - at Kalamazoo (Mich.) Central High School... Lettered 3 times in FB and played WR, RB, OLB and DB... Was 2nd-Team All-State after his junior year...Played with RB Jerome Harrison (Browns, Eagles, Lions) and helped Kalamazoo Central to its 1st Big Eight Conference title...Named 2nd-Team All-State in basketball following his senior year where they went 24-4...Won the state long jump title (21-9) as a senior and ran a leg of the 4x100-meter relay team as a junior...Attended the same high school as Yankees SS Derek Jeter.

JENNINGS' 100-YARD GAMES (*-playoffs)

Game	Yds/Rec/TD
@ Detroit, 9/24/06	101/3/1
vs. St. Louis, 10/8/06	105/5/1
@ Denver, 10/29/07	141/6/1
vs. Oakland, 12/9/07	100/2/1
@ Detroit, 9/14/08	167/6/0
vs. Dallas, 9/21/08	115/8/0
@ Tampa Bay, 9/28/08	109/6/2
@ New Orleans, 11/24/08	101/8/1
vs. Detroit, 12/28/08	101/5/0
vs. Chicago, 9/13/09	106/6/1
@ St. Louis, 9/27/09	210/3/0
vs. San Francisco, 11/22/09	51/26/1
@ Pittsburgh, 12/20/09	118/5/1
vs. Seattle, 12/27/09	111/4/0
@ Arizona, 1/10/10*	130/8/1
vs. Miami, 10/17/10	133/6/1
@ Minnesota, 11/21/10	152/7/3
@ Atlanta, 11/28/10	119/5/0
vs. San Francisco, 12/5/10	122/6/2
vs. NY Giants, 12/26/10	142/7/0
@ Atlanta, 1/15/11*	101/8/0
@ Chicago, 1/23/11*	130/8/0
@ Chicago, 9/25/11	119/9/0
vs. Denver, 10/2/11	103/7/1
@ Minnesota, 10/23/11	147/7/1
@ Minnesota, 12/30/12	120/8/2
Total	26 (23 regular season, 3 playoffs)

JENNINGS' TOUCHDOWNS (*-playoffs)

Game	PLAY
vs. New Orleans, 9/17/06	22 pass from Favre
at Detroit, 9/24/06	75 pass from Favre
vs. St. Louis, 10/8/06	46 pass from Favre
vs. San Diego, 9/23/07	57 pass from Favre
at Minnesota, 9/30/07	16 pass from Favre
vs. Chicago, 10/7/07	41 pass from Favre
at Denver, 10/29/07	82 pass from Favre
at Kansas City, 11/4/07	13 pass, 60 pass from Favre
vs. Carolina, 11/18/07	4 pass from Favre
at Detroit, 11/22/07	11 pass, 4 pass from Favre
at Dallas, 11/29/07	11 pass from Rodgers
vs. Oakland, 12/9/07	80 pass from Favre
at St. Louis, 12/16/07	44 pass from Favre
vs. Seattle, 1/12/08*	15 pass, 2 pass from Favre
at Tampa Bay, 9/28/08	25 pass, 48 pass from Rodgers
vs. Atlanta, 10/5/08	25 pass from Rodgers
at Seattle, 10/12/08	45 pass from Rodgers
vs. Chicago, 11/16/08	3 pass from Rodgers
at New Orleans, 11/24/08	7 pass from Rodgers
vs. Carolina, 11/30/08	21 pass from Rodgers
at Jacksonville, 12/14/08	4 pass from Rodgers
at Chicago, 12/22/08	7 pass from Rodgers
vs. Chicago, 9/13/09	50 pass from Rodgers
vs. Minnesota, 11/1/09	10 pass from Rodgers
vs. San Francisco, 11/22/09	64 pass from Rodgers
at Pittsburgh, 12/20/09	83 pass from Rodgers
at Arizona, 1/10/10*	6 pass from Rodgers
at Philadelphia, 9/12/10	32 pass from Rodgers
at Chicago, 9/27/10	7 pass from Rodgers
vs. Detroit, 10/3/10	17 pass from Rodgers
vs. Miami, 10/17/10	86 pass from Rodgers
vs. Minnesota, 10/24/10	14 pass from Rodgers
vs. Dallas, 11/7/10	8 pass from Rodgers
at Minnesota, 11/21/10	11 pass, 46 pass, 22 pass from Rodgers
vs. San Francisco, 12/5/10	57 pass, 1 pass from Rodgers
at New England, 12/19/10	1 pass from Rodgers
vs. Pittsburgh, 2/6/11*	21 pass, 8 pass from Rodgers
vs. New Orleans, 9/8/11	7 pass from Rodgers
at Carolina, 9/18/11	49 pass from Rodgers
vs. Denver, 10/2/11	17 pass from Rodgers
at Atlanta, 10/9/11	29 pass from Rodgers
at Minnesota, 10/23/11	79 pass from Rodgers
at San Diego, 11/6/11	4 pass from Rodgers
vs. Minnesota, 11/14/11	24 pass from Rodgers
at Detroit, 11/24/11	3 pass from Rodgers
at New York Giants, 12/4/11	20 pass from Rodgers
vs. New Orleans, 9/30/12	9 pass from Rodgers
vs. Tennessee, 12/23/12	1 pass from Rodgers
at Minnesota, 12/30/12	3 pass, 5 pass from Rodgers
at San Francisco, 1/12/13*	3 pass from Rodgers
Total	59 (53 regular season, 6 playoffs)

JENNINGS' CAREER GAME-BY-GAME (*-start, ^-Super Bowl)

Year	Opponent	No.	Yards	Avg.	Long	TD
2006	GREEN BAY	No.				
9/10	Chicago	1	5	5.0	5	0
9/17	New Orleans*	6	67	11.2	23	1
9/24	@ Detroit*	3	101	33.7	75t	1
10/2	@ Philadelphia*	5	86	17.2	30	0
10/8	St. Louis*	5	105	21.0	46t	1
10/22	@ Miami*	1	14	14.0	14	0
11/5	@ Buffalo	5	69	13.8	25	0
11/12	@ Minnesota	3	38	12.7	14	0
11/19	New England*	1	26	26.0	26	0
11/27	@ Seattle*	6	50	8.3	17	0
12/3	NY Jets*	2	14	7.0	7	0
12/10	@ San Francisco*	5	50	10.0	17	0
12/17	Detroit*	1	5	5.0	5	0
12/21	Minnesota*	1	2	2.0	2	0
Totals	GP/GS: 14/11	45	632	14.0	75t	3

9/21	Dallas*	8	115	14.4	26	0
9/28	@ Tampa Bay*	6	109	18.2	48t	2
10/5	Atlanta*	4	87	21.8	36	1
10/12	@ Seattle*	5	84	16.8	45t	1
10/19	Indianapolis*	3	32	10.7	14	0
11/2	@ Tennessee*	3	79	26.3	52	0
11/9	@ Minnesota*	3	37	12.3	15	0
11/16	Chicago*	5	64	12.8	29	1
11/24	@ New Orleans*	8	101	12.6	24	1
11/30	Carolina	8	91	11.4	21t	1
12/7	Houston*	2	74	37.0	63	0
12/14	@ Jacksonville*	3	22	7.3	11	1
12/22	@ Chicago*	6	38	6.3	10	1
12/28	Detroit*	5	101	20.2	47	0
Totals	GP/GS: 16/15	80	1,292	16.2	63	9

2009	GREEN BAY	No.	Yards	Avg.	Long	TD
9/13	Chicago*	6	106	17.7	50t	1
9/20	Cincinnati	0	0	0.0	0	0
9/27	@ St. Louis	2	103	51.5	53	0
10/5	@ Minnesota*	3	31	10.3	14	0
10/18	Detroit*	6	64	10.7	26	0
10/25	@ Cleveland*	5	52	10.4	18	0
11/1	Minnesota*	7	81	11.6	30	1
11/8	@ Tampa Bay*	5	61	12.2	21	0
11/15	Dallas*	4	45	11.3	14	0
11/22	San Francisco*	5	126	25.2	64t	1
11/26	@ Detroit*	4	53	13.3	33	0
12/7	Baltimore*	6	77	12.8	21	0
12/13	@ Chicago*	3	56	18.7	25	0
12/20	@ Pittsburgh*	5	118	23.6	83t	1
12/27	Seattle*	4	111	27.8	40	0
1/3/10	@ Arizona*	3	29	9.7	12	0
Totals	GP/GS: 16/13	68	1,113	16.4	83t	4

Year	Opponent	No.	Yards	Avg.	Long	TD
2008	GREEN BAY	No.				
9/8	Minnesota*	5	91	18.2	56	0
9/14	@ Detroit*	6	167	27.8	62	0
2010	GREEN BAY	No.				
9/12	@ Philadelphia*	5	82	16.4	32t	1
9/19	Buffalo*	3	36	12.0	21	0

9/27	@ Chicago*	2	18	9.0	11	1	10/23	@ Minnesota*	6	147	21.0	79t	1
10/3	Detroit*	2	25	12.5	17t	1	11/6	@ San Diego*	6	46	7.7	21	1
10/10	@ Washington*	2	22	11.0	14	0	11/14	Minnesota*	3	32	10.7	24t	1
10/17	Miami*	6	133	22.2	86t	1	11/20	Tampa Bay*	2	6	3.0	4	0
10/24	Minnesota*	6	74	12.3	24	1	11/24	@ Detroit*	5	74	14.8	31	1
10/31	@ NY Jets*	6	81	13.5	30	0	12/4	@ NY Giants*	7	94	13.4	20t	1
11/7	Dallas*	7	80	11.4	33	1	12/11	Oakland*	2	20	10.0	12	0
11/21	@ Minnesota*	7	152	21.7	47	3	Totals	GP/GS: 13/13	67	949	15.2	79t	9
11/28	@ Atlanta*	5	119	23.8	35	0	PLAYOFFS						
12/5	San Francisco*	6	122	20.3	57t	2	1/15/12	NY Giants*	4	40	10.0	14	0
12/12	@ Detroit*	4	52	13.0	32	0	Totals	GP/GS: 1/1	4	40	10.0	14	0
12/19	@ New England*	4	30	7.5	16	1	2012	GREEN BAY	No.	Yards	Avg.	Long	TD
12/26	NY Giants*	7	142	20.3	36	0	9/9	San Francisco*	5	34	6.8	10	0
1/2/11	Chicago*	4	97	24.3	46	0	9/24	@ Seattle*	6	35	5.8	13	0
Totals	GP/GS: 16/16	76	1,265	16.6	86t	12	9/30	New Orleans	1	9	9.0	9t	1
PLAYOFFS							12/2	Minnesota	4	46	11.5	18	0
1/9/11	@ Philadelphia*	1	8	8.0	8	0	12/9	Detroit*	1	27	27.0	27	0
1/15/11	@ Atlanta*	8	101	12.6	30	0	12/16	@ Chicago	4	50	12.5	19	0
1/23/11	@ Chicago*	8	130	16.3	26	0	12/23	Tennessee*	7	45	6.4	9	1
2/6/11	Pittsburgh*^	4	64	16.0	31	2	12/30	@ Minnesota*	8	120	15.0	45	2
Totals	GP/GS: 4/4	21	303	14.4	31	2	Totals	GP/GS: 8/5	36	366	10.2	45	4
2011	GREEN BAY	No.	Yards	Avg.	Long	TD	PLAYOFFS						
9/8	New Orleans*	7	89	12.7	22	1	1/5/13	Minnesota*	4	61	15.3	32	0
9/18	@ Carolina*	2	55	27.5	49t	1	1/12/13	@ San Francisco*	6	54	9.0	30	1
9/25	@ Chicago*	9	119	13.2	25	0	Totals	GP/GS: 2/2	10	115	11.5	32	1
10/2	Denver*	7	103	14.7	43	1							
10/9	@ Atlanta*	4	82	20.5	39	1							
10/16	St. Louis*	6	82	13.7	24	0							



CHARLIE JOHNSON #74

POSITION: Guard
HEIGHT/WEIGHT: 6-4/305
DOB: 5-2-84
HOMETOWN: Sherman, TX

COLLEGE: Oklahoma State
ACQUIRED: FA (Ind) for 2011
NFL SEASON: 8
VIKINGS SEASON: 3

GAMES/STARTS (regular season, playoffs) 2006 (16/1, 4/0-Ind), 2007 (14/10, 1/0-Ind), 2008 (16/16, 1/1-Ind), 2009 (12/12, 3/3-Ind), 2010 (15/15, 1/1-Ind), 2011 (16/16-Minn), 2012 (16/16, 1/1). **Total-** 105/86, 11/6 (32/32, 1/1-Minn; 73/53, 10/5-Ind).

- Starter at LT for Colts in Super Bowl XLIV and saw action as a reserve in Super Bowl XLI at RT.
- Has been a full-time starter blocking for the NFL MVP in 3 of the past 5 seasons, paving the way for Adrian Peterson in 2012 after blocking for Peyton Manning in 2008 and 2009.
- Played in 11th career playoff game for Vikings in Wild Card game at Green Bay.

OFF THE FIELD Earned degree in education from OSU... Married to Nicole, couple has 2 sons, Chandler and Cyrus... Collegiate teammate with Vikings DT Kevin Williams at Oklahoma State...Joined teammate Phil Loadholt as an instructor at his 1st annual football camp in Colorado in June 2013... Appeared on tattoo reality show Ink Masters.

PRO Has started every game he has played over the following 5 seasons, including all 32 since joining the Vikings in 2011... Helped Adrian Peterson take home NFL MVP honors after rushing for the 2nd-best total in NFL history in 2012, finishing with 2,097 yards...Made transition to LG in 2012 following the selection of LT of Matt Kalil with the #4 overall pick in the 2012 Draft...Opened all 16 games at LT for the Vikings after signing as a free agent during early in training camp...Veteran was a full-time starter in Indianapolis from 2008-10...From 2008-10 the Colts allowed 1 sack every 44.4 pass plays, setting a team

record in 2009 by allowing 1 every 47.2 pass plays...Served as blind-side protector for Colts offense that was the NFL's #1 passing unit in 2010 and #2 in 2009...Indianapolis ranked #4 in NFL total offense in 2010 and #9 in 2009...Started in Super Bowl XLIV against New Orleans and saw action in Super Bowl XLI against Chicago...Was the Colts regular starter at LT when Peyton Manning won NFL MVP in 2008 and 2009...Has played on 5 straight playoff teams with Colts...Part of Colts team that won AFC South titles in 5 of his 6 seasons, '06, '07, '09, '10... Played at Indianapolis as a rookie when Leslie Frazier served on Colts staff...Originally acquired as a 6th-round draft pick in 2006 by Indianapolis.

2012 Started every game at LG after moving from LT in 2011... Part of Vikings offensive line that started all 5 players as a unit throughout the season...Helped Adrian Peterson re-write the record book with an MVP performance after rushing for 2,097 yards, the 2nd-best single-season mark in NFL history...Helped Peterson break the 100-yard mark 10 times during the season and break the 200-yard plateau twice...The Vikings tied a club record with 2,634 net yards rushing...Shifted from LT to LG after Vikings drafted Matt Kalil with #4 overall pick to play LT.

2011 Stepped in to start all 16 games at LT after joining Vikings as a free agent early in training camp...Helped Adrian Peterson break the 100-yard rushing mark 3 times during the season and Joe Webb and Toby Gerhart 1 time each...Joined only RT Phil Loadholt as the only Vikings lineman to start every game... Helped Vikings rushing offense rank #4 in the NFL in yards per game at 144.9 and #3 in the NFL with 18 rushing TDs.

2010 Started 15 games and the Wild Card playoff game vs. NY Jets...Part of offensive line unit that allowed only 16 sacks, tied for fewest in the NFL...Squad allowed 1 sack for every 43.4 pass plays...Helped Manning throw for 4,000+ yards for the 11th straight season.

2009 Started all 12 games he played at LT in regular season and opened all 3 playoff contests, including Super Bowl XLIV...Club allowed only 13 sacks...Helped Colts rank #9 in NFL total offense and #2 in passing offense...Protected Manning as he earned 2nd straight NFL MVP award...Played under Jim Caldwell in his debut season as Colts head coach.

2008 Opened 16 all games, 12 at LG and 4 at LT...Stepped in mid-season at LT...Joined Ryan Diem as the only Colts linemen to start all 16 games...Protected Manning as he earned NFL MVP award...Team allowed only 14 sacks during the season...Colts ranked #5 in NFL for passing offense.

2007 Filled in at LT and RT during the season, establishing himself as a starter...Stepped into lineup at LT for injured Tony Ugho at Jacksonville (10/22) and went on to start the next 5

games at LT...Moved to RT for injured Ryan Diem for the final 5 games of the season...Club ranked #5 in NFL total offense...Paved the way for Joseph Addai to rush for 1,072 yards and 12 TDs...Offense produced a 4,000-yard passer a 1,000-yard rusher and a 1,000-yard receiver (Reggie Wayne) for the 7th time in team history.

2006 Played in each game of his rookie campaign...Started 1 contest at RT at Tennessee (12/3)...Saw time at RT vs. Philadelphia (11/26) and LT at Houston (12/24)...Played in Super Bowl XLI vs. Chicago at RT in place of injured Diem...Selected with 6th-round pick by Colts.

COLLEGE Began collegiate career at TE before moving to offensive line as a senior...Started 9 games as a senior...Started 5 games at TE as a freshman and sophomore...Caught 4 TDs during career.

PREP Named All-District as a TE at Sherman High...Earned Co-MVP of district in basketball.



GEORGE JOHNSON #92

POSITION: Defensive End
HEIGHT/WEIGHT: 6-4/270
DOB: 12/11/87
HOMETOWN: Glassboro, NJ

COLLEGE: Rutgers
ACQUIRED: PS (Minn) for 2012
NFL SEASON: 3
VIKINGS SEASON: 2

GAMES/STARTS (regular season, playoffs) 2010 (0/0-TB), 2011 (4/0-TB), 2012 (7/0- 2/0-Minn., 5/0-TB). **Total**-11/0 (2/0-Minn., 9/0-TB)

- Acquired by Vikings as a practice squad player on 11/9/12 and promoted to 53-man roster on 12/22/12.
- Entered NFL as a rookie free agent with Tampa Bay in 2010.

OFF THE FIELD Married to Olivia, the couple has 2 children... Majored in labor studies at Rutgers...Father was a Vikings fan as George grew up, often dressing him in Vikings gear...Shows purebred blue nose pit bulls at dog shows...Played at Rutgers under future NFL coach Greg Schiano.

PRO Saw action in final 2 games of 2012 for Vikings after being promoted from practice squad on 12/22/12...Spent time with Tampa Bay before joining Vikings in 2012...Originally signed by Tampa Bay as a rookie free agent in 2010.

2012 Came off practice squad to provide depth at DE as injuries hampered starter Brian Robison late in the season...Saw action in final 2 regular season games...Played in 1st game as a Viking at Houston (12/23) and in regular season finale vs. Green Bay (12/30)...Was inactive for Wild Card playoff game at Green Bay (1/5/13)...Joined Vikings practice squad on 11/9 after

his release by Tampa Bay...Played in the season opener for Tampa Bay before being inactive for a pair of games and seeing action in games 4-7.

2011 Played in 4 games with Tampa Bay...Played in 1st career game vs. New Orleans (10/16)...Notched 1st career tackle at New Orleans (11/6) and had 2 stops vs. Houston (11/13)...Began season on Bucs practice squad for opening 4 weeks, moving to 53-man roster on 10/10...Placed on injured reserve 11/14.

2010 Spent final 3 weeks of rookie season on Bucs 53-man roster but was inactive for each game...Signed to active roster on 12/14...Member of practice squad for opening 14 weeks of season...Released at final roster cuts and signed to practice squad on 9/5...Originally signed as rookie free agent on 5/3.

COLLEGE Started 35 career games and played in 51...Full-time starter at DE as a junior and senior...Had 6.5 sacks in 13 starts as a senior.


PREP Helped Glassboro (NJ) High to an 11-1 record and a berth in South Jersey Group I Championship Game as a senior...Earned South Jersey Touchdown Club Lineman of the Year award following senior season.

JOHNSON'S NFL TOTALS

Year	GP/GS	Tackles							Special		
		Solo	Asst.	Total	Sacks	INTs	PBU	TFL	QBH	FF/FR	Teams
2011 (TB)	4/0	2	1	3	0.0	0	0	0	0	0/0	0
2012 (TB)	5/0	0	5	5	0.0	0	0	0	0	0/0	0
(Minn)	2/0	0	0	0	0.0	0	0	0	0	0/0	0
Totals	11/0	2	6	8	0.0	0	0	0	0	0/0	0

SINGLE-GAME CAREER HIGHS

Tackles.....2..... vs. Houston, 11/13/11
 Solo Tackles.....2..... vs. Houston, 11/13/11



MATT KALIL #75

POSITION: Tackle
HEIGHT/WEIGHT: 6-7/308
DOB: 7-6-89
HOMETOWN: Corona, CA

COLLEGE: Southern California
ACQUIRED: D1 (#4) for 2012
NFL SEASON: 2
VIKINGS SEASON: 2

GAMES/STARTS (regular season, playoffs) 2012 (16/16, 1/1).
Total-16/16, 1/1.

- The 2nd-highest drafted offensive lineman in Vikings history behind Hall of Famer and fellow USC star Ron Yary, #1 in 1968.
- Brother, Ryan, is a Pro Bowl C for Carolina and father, Frank, was signed by Buffalo as a C before playing in the USFL.

OFF THE FIELD Strong football family includes father, Frank, who played C at Arkansas and Arizona before being signed by Buffalo (1982) and going on to play in the USFL with the Arizona Wranglers (1983) and Houston Gamblers (1984)... Brother, Ryan, is a Pro Bowl C for Carolina Panthers...Childhood family friends with Vikings RB Toby Gerhart, who grew up in neighboring Norco, CA...Mother, Cheryl, was Miss California 1981...Sister, Danielle, has performed the national anthem at NFL games...Majored in sociology.

HONORS Named to 2012 **Pro Bowl**...Earned 2012 **All-Rookie** honors from PFW/PFWA.

PRO Stepped into starting lineup at LT as a rookie in 2012, opening all 16 games and Wild Card playoff...Joined Todd Steussie in 1994 as the only OTs to start all 16 games of their rookie campaigns in team history...Was the #4 overall pick in 2012 Draft and the highest-selected offensive lineman... Became the 8th offensive lineman drafted by the Vikings in the 1st round in team history...The 2nd-highest drafted O-lineman in Vikings history behind Hall of Famer and fellow USC OT Ron Yary, the #1 overall pick in 1968...Becomes the 3rd USC OT the Vikings have drafted in the 1st round, joining Yary and Steve Riley, #25 in 1974...Was the highest-drafted Vikings player since Hall of Fame DE Chris Doleman was #4 in the 1985 Draft... Declared for the NFL Draft following his junior season.

2012 Part of Vikings line that started all 16 games and the Wild Card playoff game as a unit...Helped Adrian Peterson set franchise record and post the 2nd-best season in NFL history with 2,097 yards en route to earning NFL MVP honors...Tabbed as an All-Rookie choice...Named to Pro Bowl roster as a late injury replacement...Paved the way for Peterson to tie his own Vikings record with 10 games over the 100-yard mark and tied his own team record with 2 games of 200+ yards during the season...Joined TE Rhett Ellison, WR Jarius Wright, S Harrison Smith and CB Josh Robinson to set a team record for most rookies to start in a game vs. Chicago (12/9).

COLLEGE Consensus All-America as a junior in 2011...Joined brother, Ryan, as only the 3rd set of brothers in USC history to each earn 1st-Team All-America honors, joining Marlin and Mike McKeever and Clay and Bruce Matthews...Started his final 26 games at USC at LT along with his 1st career start coming at RT in the 2009 Emerald Bowl...Won the Morris Trophy as a junior, presented to the Pac 12's top offensive lineman, joining brother, Ryan, in winning the award in 2006, then only brother duo to earn the honor...As a junior, notched a pair of blocked PATs and FGs...Tabbed as 1st-Team All-Pac 12 as a sophomore and junior...Started 13 games as junior and 13 games as a sophomore at LT...Started 1st career game at RT in 2009 vs. Boston College in Emerald Bowl...Redshirted in 2008.

PREP Standout at Servite High in Anaheim...Earned consensus All-America honors from Parade, Super Prep and Prep Star...Named 2nd-Team USA Today All-USA honoree...Tabbed as 1st-Team All-State player as a sophomore, junior and senior...Selected as All-Trinity League Co-Lineman of the Year as a senior...A 5-star recruit by Rivals.com.



Matt Kalil was joined by fellow OT Phil Loadholt showing off their artistic flair at the Vikings annual Playground Build at the Howe Campus of the Hiawatha Community School in South Minneapolis.



BRANDON KEITH #79

POSITION: Tackle
HEIGHT/WEIGHT: 6-5/325
DOB: 11-21-84
HOMETOWN: McAlester, OK

COLLEGE: Northern Iowa
ACQUIRED: FA for 2013
NFL SEASON: 4
VIKINGS SEASON: 1

GAMES/STARTS (regular season, playoffs) 2008 (0/0-Ariz.), 2009 (4/0-Ariz.), 2010 (9/9-Ariz.), 2011 (13/11-Ariz.). **Total:** 26/20 (26/20-Ariz.).

- Spent rookie season with Cardinals in 2008, inactive for each game as team advanced to Super Bowl XLIII vs. Pittsburgh.
- Started career-best 11 games for Arizona in 2011.

OFF THE FIELD Earned degree in communications from Northern Iowa in 2008...Active in youth education initiatives...Enjoys fishing in his free time...Began collegiate career at Oklahoma but left before start of freshman season...Enrolled at Northeast Oklahoma A&M Junior College...Transferred to Northern Iowa for his final 2 seasons.

PRO Veteran OT has 20 career starts under his belt...Signed by Vikings following workout during rookie camp weekend, joining club on 5/6/13...Started career-best 11 games and played in 13 in 2011...Played in 1st career game vs. Minnesota (12/6/09), playing special teams and played a snap at RG.

2012 Was out of football in 2012.

2011 Started career-high 11 games and played in 13...Helped

club rush for 268 yards on 38 attempts (7.1 avg.) at St. Louis (11/27)...Had a FR at Seattle (9/25)...Placed on IR on 12/31 with ankle injury.


2010 Started opening 9 games at RT...Started 1st career game in opener at RT...Had promising season cut short by hamstring injury...Went on IR with injury on 11/16.

2009 Saw 1st career game action vs. Minnesota (12/6), playing special teams and saw 1 snap at RG...Was inactive for both playoff games...Saw time in final 3 regular season games...Inactive for opening 11 games of season.

2008 Was inactive for all 16 regular season games and 4 playoff games in run to Super Bowl XLIII...Originally drafted in 7th round (#225 overall).

COLLEGE Earned 1st-Team All-Gateway as a senior and 3rd-Team All-America by AP...Started 11 of 13 games at RT for UNI...Played in 2004 at NE Oklahoma JC, earning 2nd-Team JC All-America...Was slated to play at Oklahoma in 2003 but left before season started.

PREP Helped McAlester High to state semi-finals as a senior...Named 1st-Team All-State as a senior.



TROY KRO POG #78

POSITION: Guard
HEIGHT/WEIGHT: 6-6/295
DOB: 7-31-86
HOMETOWN: Metairie, LA

COLLEGE: Tulane
ACQUIRED: PS for 2012
NFL SEASON: 4
VIKINGS SEASON: 2

GAMES/STARTS (regular season, playoffs) 2009 (1/0-Tenn.), 2010 (5/0-Tenn.), 2012 (1/0-Tenn., 0/0-Minn.). **Total:** 7/0 (7/0-Tenn.).

- Spent time with Tennessee and Jacksonville prior to joining the Vikings.
- Originally entered NFL as a 4th-round draft pick in 2009.

OFF THE FIELD Majored in humanities at Tulane...Academic All-State choice in high school...Was youth football teammate with Chicago Bears DB Craig Steltz.

PRO Will compete for position on strong Vikings line and provide depth to a unit that started all 5 players as a core for the entire season in 2012...Spent the final 4 regular season games and Wild Card playoff contest on the Vikings 53-man roster but was a game day inactive in 2012...Signed to Vikings practice squad on 9/18/12 after spending time on Jaguars practice squad and being waived by Tennessee early in the 2012 season.

2012 Moved from Vikings practice squad to 53-man roster for the final 4 regular season games and the Wild Card playoffs...Joined Vikings practice squad on 9/18...Spent short time on Jacksonville practice squad, signed off waivers from Tennessee on 9/12 and released on 9/15...Went through preseason with

Titans before being waived on 9/12 and joining Jaguars...Saw action in season opener on special teams against New England (9/9), his lone game action of the season.

2011 Spent entire season on Titans practice squad...Went through training camp and preseason with Tennessee until his release on 9/10.

2010 Played in career-best 5 games to open the season and spent final 11 games as a game-day inactive...Spent training camp and preseason with Titans in his 2nd pro season.

2009 Made NFL debut at San Francisco (11/8) on special teams...Spent entire rookie season on the 53-man roster but was inactive 13 times and did not play in 2 other games...Selected in 4th round (135th overall).

COLLEGE Started full time in his final 3 seasons at Tulane...Opened 36 career games for the Green Wave...Team captain as a senior...Started 12 games at LT as a senior and 10 games at LT as a junior...Started 2 games as a redshirt freshman at RT in 2005.

PREP Helped Archbishop Rummel squad advance to state semifinals as a junior and state quarterfinals as a senior...Competed in shot put where he made the state finals.



JACOB LACEY #26

POSITION: Cornerback
HEIGHT/WEIGHT: 5-10/183
DOB: 5-28-87
HOMETOWN: Garland, TX

COLLEGE: Oklahoma State
ACQUIRED: FA (Det) for 2013
NFL SEASON: 5
VIKINGS SEASON: 1

GAMES/STARTS (regular season, playoffs) 2009 (16/9, 3/2-Ind), 2010 (12/8, 1/1-Ind), 2011 (15/10-Ind), 2012 (11/9-Det).
Total- 54/36, 4/3 (43/27, 4/3-Ind, 11/9-Det).

- Has returned 2 of his 6 career INTs for TDs.
- Named to **All-Rookie** team in 2009 when he started 9 regular season games and started Super Bowl XLIV as an undrafted rookie free agent.

OFF THE FIELD Majored in education at Oklahoma State... Teammates with Vikings G Charlie Johnson at Indianapolis and Oklahoma State...High school and NFL teammates at Indianapolis with fellow DB Melvin Bullitt, the duo both started in Super Bowl XLIV against New Orleans...Played under current Vikings DC Alan Williams when he coached the Colts DBs.

HONORS 2009 **All-Rookie** team by Pro Football Weekly.

PRO Started 3 of the 4 playoff games he has played, including starting Super Bowl XLIV against New Orleans as a rookie...Has started 36 of his 54 career regular season games...Returned 1st career INT for a TD on a 35-yard return vs. St. Louis (10/25/09) off Marc Bulger...Scored 2nd career TD against Tennessee (12/18/11) when he took back a Matt Hasselbeck pass 32 yards...Posted career-long return at Denver (9/26/10), a 44-yarder off Kyle Orton...Grabbed an INT off Aaron Rodgers vs. Green Bay (11/18/12), 1 of only 8 INTs Rodgers threw during 2012...Had career-best 85 tackles as a rookie...Signed with Detroit as a free agent in 2012...Played in Detroit with fellow 2013 Vikings free agent signing Lawrence Jackson...Originally entered the NFL as a rookie free agent in 2009 with Colts.

2012 Started 9 of the 11 games he played with Detroit...Placed on injured reserve for the final 2 games of regular season...Started opening 2 games of season...Started 3 straight games in December before being sidelined with injury...Snared lone

INT of season off Aaron Rodgers vs. Green Bay (11/18).

2011 Started career-high 10 games in 15 played for Colts... Scored 2nd career TD on an INT return vs. Tennessee (12/18) when he snared a Matt Hasselbeck pass and took it back 32 yards for a score and notched career-high 12 tackles in game... Posted 3 FFs on the season and added a FR...Forced and recovered a fumble on TE Jeremy Shockey vs. Carolina (11/27) to set up a Colts FG...Had 9 tackles and led team with 3 PBU at Baltimore (12/18).

2010 Started 8 of the 12 games he played and started in playoff game against NY Jets...Helped Colts win 2nd straight AFC South title with 10-6 mark...Sidelined by injury for 3 games... Had a career-long 44-yard INT return at Denver (9/26) off Kyle Orton...Notched 9 tackles in AFC Wild Card loss.

2009 Stepped into starting lineup after making the club as a rookie free agent...Earned **All-Rookie** honors from Pro Football Weekly...Helped Colts to 14-2 mark in regular season to earn #1 seed in AFC Playoffs...Started Super Bowl XLIV and AFC Championship game...Posted career-best 3 INTs on season... Scored 1st career TD on his 1st career INT, taking back a Marc Bulger pass 35 yards for a TD vs. St. Louis (10/25).

COLLEGE Started 40 career games at OSU...Earned 2nd-Team All-Big 12 honors as a senior, leading the conference with 16 passes defended...Saw action in 49 career games...Ended collegiate career with 7 INTs...As a junior, snared 3 INTs in Texas game.

PREP Standout on offense and defense at Naaman Forest High School in Garland, TX...Prep teammates with future NFL teammate Melvin Bullitt...Made the move to play QB as a senior and earned District Offensive MVP honors.

LACEY'S NFL TOTALS

Year	GP/GS	Tackles			Sacks	INTs	PBU	TFL	QBH	FF/FR
		Solo	Asst.	Total						
2009 (Ind)	16/9	69	16	85	0.0	3 (53)	13	--	0	0/0
Playoffs	3/2	14	1	15	0.0	0	1	--	0	0/0
2010 (Ind)	12/8	51	13	64	0.0	1 (44)	2	--	0	0/0
Playoffs	1/0	6	3	9	0.0	0	0	--	0	0/0
2011 (Ind)	15/10	48	24	72	0.0	1 (32)	6	--	0	3/1
2012 (Det)	11/9	30	6	36	0.0	1 (10)	4	--	0	0/0
Totals	54/36	198	59	257	0.0	6 (139)	25	--	0	3/1
Playoffs	4/2	20	4	24	0.0	0	1	--	0	0/0

SINGLE-GAME CAREER HIGHS

- Tackles.....12.....vs. Tennessee, 12/18/11
- Solo Tackles.....8.....@ Baltimore, 12/11/11
- Passes Defended.....3.....4x, last vs. Green Bay, 11/18/12
- Forced Fumble.....1.....3x, last vs. Carolina, 11/27/11
- Fumble Recovery.....1.....vs. Carolina, 11/27/11

LACEY'S INTERCEPTIONS

GAME	QB	INT (YDS)
@ St. Louis, 10/25/09	Marc Bulger	1 (35t)
vs. Tennessee, 12/6/09	Vince Young	1 (10)
@ Jacksonville, 12/17/09	David Garrard	1 (8)
@ Denver, 9/26/10	Kyle Orton	1 (44)
vs. Tennessee, 12/18/11	Matt Hasselbeck	1 (32t)
vs. Green Bay, 11/18/12	Aaron Rodgers	1 (10)
Total		6 (139)



PHIL LOADHOLT #71

POSITION: Tackle
HEIGHT/WEIGHT: 6-8/343
DOB: 1-21-86
HOMETOWN: Fountain, CO

COLLEGE: Oklahoma
ACQUIRED: D2 (#54) for 2009
NFL SEASON: 5
VIKINGS SEASON: 5

GAMES/STARTS (regular season, playoffs) 2009 (15/15, 2/2), 2010 (16/16), 2011 (16/16), 2012 (16/16, 1/1). **Total**-63/63, 3/3.

- Has started all 63 games he has played with the Vikings.
- Named to **All-Rookie** team after stepping into starting RT job in 2009 and starting all but 1 game.

OFF THE FIELD Hosted football camp for youth in his hometown, Fountain, CO, in June 2013 with fellow linemates Charlie Johnson and Brandon Fusco...Taught young anglers fishing skills during the 2012 Minnesota Governor's Fishing Opener at Lake Waconia...Joined fellow bookend OT Bryant McKinnie and owner Mark Wilf on a Vikings "You Made the Team" Community Tour visit to Owatonna, MN, in November 2009...Visited troops at the US Army recruiting station in Bloomington, MN, during 2009 season...Earned degree in multidisciplinary studies from Oklahoma in December 2008...Born in Honolulu but went to high school in Colorado...The oldest of 2 children, his father was a career US Army Sgt. 1st Class...Younger sister played basketball at Garden City CC...Was the tallest starting football player in Sooners history...Named to Student Excellence List and earned Student Support Service Award after maintaining a 3.0 grade point average at Garden City CC...Wants to pursue a career in high school coaching when his NFL playing days are over...Enjoys fishing in his free time...Married to Shannon, has sons Cameron and Philip III...Hosting 1st football camp in Fountain, CO in summer 2013.

HONORS 2009 PFWF/PFWA **All-Rookie** team.

PRO Has missed only 1 game in his opening 3 NFL seasons...Joined fellow 2009 Vikings rookie Percy Harvin on the **All-Rookie** team...Enters 2013 with a consecutive games started streak at 59 and can move into 5th place among Vikings OTs if he opens all 16 regular season games on the 2013 season...Became the 1st Vikings rookie OT to start at least 15 games in their 1st season since Corey Stringer in 1995...The 6th OT selected in the 2009 NFL Draft, selected in the 2nd round (#54 overall).

2012 Part of Vikings line that started all 16 games and playoff contest as a unit...Helped pave the way for Adrian Peterson to notch the 2nd-best rushing season in NFL history with 2,097 yards en route to earning NFL MVP...Cleared path for Peterson to tie his own Vikings record with 10 games of 100+ yards and a pair of 200+ performances...Vikings rushing offense tied the Vikings record with 2,634 team rushing yards, an average of 164.6 per game.

2011 Joined fellow OT Charlie Johnson as the only Vikings linemen to start all 16 games during the season...Helped Adrian Peterson break the 100-yard mark in 3 games during the season with Toby Gerhart and Joe Webb each breaking the 100-yard plateau once during the year...Helped pace the Vikings rushing offense to rank #4 in the NFL with an average of 144.9 yards per game and rank #3 in the NFL with 18 rushing TDs.

2010 Started all 16 games, joining only fellow OT Bryant McKinnie along the offensive line to start all 16 games...Helped pave the way for Peterson to rush for 1,298 yards and break the 100-yard mark 5 times during the season...In game vs. Dallas (10/17), he joined former OU teammate Jon Cooper as a starter on the line when Cooper opened the game at center...

Helped Peterson rumble for an 80-yard TD, the longest run of his career, vs. Detroit (9/26)...Protected Brett Favre as he threw for a career-best 446 yards in comeback win vs. Arizona (11/7).

2009 Stepped into starting role at RT as a rookie, opening 15 regular season games and both playoff contests...Started in NFC Championship game as a rookie...Named to **All-Rookie** team...Became the 5th Vikings rookie OT to start a season opener and joined Doug Davis in 1966 as the only other RT...Helped Vikings offense rank #5 in the NFL in total offense, the highest ranking since 2004...Paved the way for Peterson to rush for 1,383 yards and 18 TDs, a new team record for rushing TDs and the 3rd-best single-season rushing total in team history...His 15 starts were the most by a Vikings rookie OT since Corey Stringer in 1995...Inactive for game at St. Louis (10/11) with leg injury.

COLLEGE Spent 2 seasons at OU, transferring after 2 seasons at Garden City (KS) Community College...Started all 48 collegiate games he played, 27 for the Sooners...Protected 2008 Heisman Trophy winner QB Sam Bradford...Sooners went 23-5 during his 2 seasons and won consecutive Big 12 Conference titles...Won Big 12 title and advanced to National Championship game against Florida...Named 1st-Team All-Big 12 by coaches and Associated Press as a senior...Started all 14 games at LT in 2007...Named 2nd-Team All-Big 12 by the league coaches and Associated Press...Earned 2006 All-America honors in his 2nd season at Garden City Community College...Jayhawk Conference Offensive Lineman of the Year...In his freshman season, earned All-America honors at Garden City.

PREP Standout in football, track and basketball at Fountain Fort Carson High in Colorado...Played defensive line and TE...Led basketball team to state title game as a senior...Won Colorado state title in discus.

FINE ALONG THE O-LINE

Phil Loadholt has been a steady force at RT since being drafted in 2009 and has helped pave the way for Adrian Peterson to shatter team and NFL records. Loadholt has only missed 1 game in his Vikings career and is poised to move among the Vikings all-time leaders among OTs for consecutive starts.

CONSECUTIVE GAMES STARTED BY VIKINGS OTs	CONS. STARTS
Phil Loadholt	59
Tim Irwin	181
Ron Yary	150
Gary Zimmerman	108
Bryant McKinnie	88
Steve Riley	72
Todd Steussie	71
Grady Alderman	69

KICKOFF
EXECUTIVES
STAFF
COACHES
PLAYERS
ROOKIES
2012 SEASON
RECORDS
PLAYOFF RECORDS
HISTORY
EXTRA POINTS



CULLEN LOEFFLER #46

POSITION: Long Snapper
HEIGHT/WEIGHT: 6-5/241
DOB: 1-27-81
HOMETOWN: Ingram, TX

COLLEGE: Texas
ACQUIRED: Rookie FA for 2004
NFL SEASON: 10
VIKINGS SEASON: 10

GAMES/STARTS (regular season, playoffs) 2004 (16/0, 2/0), 2005 (16/0), 2006 (16/0), 2007 (16/0), 2008 (16/0, 1/0), 2009 (16/0, 2/0), 2010 (16/0), 2011 (11/0), 2012 (16/0, 1/0). **Total** 139/0, 6/0.

- Won Vikings long snapping job as a rookie free agent in 2004 and has only missed a 5-game span to end 2011 with injury.
- Snapped on 5 of the 6 longest FGs in Vikings history.

OFF THE FIELD One of the most active Vikings players in the Twin Cities community...Is an avid hunter and fisherman, especially enjoys fly fishing...Spends offseason in Austin, TX...Dabbles in metallurgy...Member of the Big 12 Academic Honor Roll 4 times during his time at Texas...Married during 2006 offseason to Jardin, the couple have a daughter, Landyn, and son, Senate...Family has Labs named Sage and Tanner...Went on shark cage swim in Hawaii during 2013 offseason.

PRO Has 33 special teams tackles in his 9 seasons...Was recognized by USA Football on its All-Fundamentals Team in 2011...Delivered the ball in pressure-packed situations and has been critical to several game-winning FGs and record-setting performances by Vikings specialists...Ranks 2nd in Vikings history for career games played by a long snapper...Won the long-snapping position in 2004 training camp...Originally signed by the Vikings on 5/3/04.

2012 Helped rookie K Blair Walsh have a record-setting debut season while earning **All-Pro** and **Pro Bowl** honors...Snapped on all of Walsh's NFL-record 10 FGs of 50+ yards...Snapped on both of Walsh's game-winning FGs, vs. Jacksonville (9/9) and vs. Green Bay (12/30), sealing the win over the Packers as time expired to earn the Vikings a berth in the playoffs...Snapped on Walsh's 56-yard FG at Houston (12/23) that tied the Vikings team record for the longest FG in team history.

2011 Missed 1st time of his NFL career, going on injured reserve for the final 5 games...Injured during game at Atlanta (11/27)...Vikings All-Pro DE Jared Allen finished snapping on special teams at Atlanta (11/27) after Loeffler left game with injury...Notched 3 special teams tackles during season.

2010 Handled all snapping duties...Helped P Chris Kluge notch career-best net punting average and 2nd-best in team history...Snapped on a pair of game-winning Ryan Longwell FGs, including an OT game-winner vs. Arizona (11/7).

2009 Snapped on every special teams play during the regular season and both playoff games...Helped Longwell set a career-best with 132 points and 26-of-28 (92.9%) FG performance...Longwell's 132 points ranks tied for 2nd-most in a season in Vikings history...Longwell booted career-best 16 straight FGs from game at St. Louis (10/11) through game vs. Cincinnati (12/13), the 4th-longest streak in Vikings history...Snapped on a pair of 52-yard Longwell FGs, helping him set Vikings record for most career 50+ yarders made with 9...Tied career-best with 5 special teams tackles.

2008 Handled long-snapping duties in all 16 games and the Wild Card Playoff vs. Philadelphia (1/4/09)...Delivered the ball to Longwell and Kluge, who both set team records for single-season and single-game performances...Snapped for Longwell's team-record 6 FGs of 50+ yards and his 3 game-win-

ning kicks...Helped Kluge break team records for single-season gross punting average, punts of 50+ yards in a game and punts of 50+ yards in a season...Contributed to the coverage units with career-high 5 special teams tackles.

2007 Helped P Chris Kluge set team records for most punts inside the 20 in a season with 34 and most punts of 50+ yards in a season with 29...Snapped on Ryan Longwell's game-winning 55-yard FG at Chicago (10/14), tied for the 2nd-longest FG in team history...Notched 3 tackles on special teams.

2006 Played in every game and handled all of the long-snapping duties...Snapped on Longwell's game-winning 31-yard FG with 1:00 left to play in the season opener at Washington (9/11)...Snapped for Longwell's 19-yard FG in OT win over Carolina (9/17) and also on the fake FG that Longwell threw a 16-yard TD pass to Richard Owens.

2005 Played in every regular season game, handling all long-snapping duties...Helped Paul Edinger tie a Vikings' record with 3 FGs of 50+ yards (56, 54, 54)...Snapped on Edinger's team-record and career-long 56-yard game-winning FG vs. Green Bay (10/23)...Was a part of all 3 game-winning kicks by Edinger...Helped rookie P Chris Kluge become the only Vikings' rookie to ever earn a Player of the Month honor when he was named NFC Special Teams Player of the Month for September.

2004 Played in all 16 games and both playoff games...Had a special teams tackle vs. Tennessee (10/24) and at Detroit (12/19) and a stop in the playoffs.

COLLEGE A 3-year letterman for the Longhorns...Handled the majority of snapping duties for his final 3 seasons...Shared UT's Frank Denius Most Valuable Special Teams Player Award and was also awarded the Longhorn Club Sportsmanship Award.


PREP Earned All-District honors at Tom Moore High in Ingram, TX at 4 different positions...Played DE and TE during his opening 3 seasons...Played DE, QB and punter as a senior...Earned All-District honors at DE as a senior...Honorable Mention All-District QB and All-District at punter...All-District TE as a sophomore and junior...A 4-time letterman in football, basketball and participated in state tennis tournament 4 consecutive years...District MVP in basketball.

SNAPPING TO IT

Since coming to the Vikings as a rookie free agent in 2004, Cullen Loeffler has snapped on 4 of the 6 longest game-winning FGs in Vikings history. In 2012 he helped Blair Walsh set an NFL record going 10-of-10 on FGs of 50+ and tied the longest FG in team history with a 56-yarder at Houston.

VIKINGS LONGEST GAME-WINNING FGs

KICKER, GAME	FG, TIME
Paul Edinger vs. Green Bay (10/23/06)	56, 0:00
Ryan Longwell @ Chicago (10/14/07)	55, 0:00
Jan Stenerud vs. Tampa Bay (1/4/84)	53, 0:02
Gary Anderson vs. Miami (12/21/02)	53, 0:17
Ryan Longwell vs. NY Giants (12/28/08)	50, 0:00
Paul Edinger @ NY Giants (11/13/05)	48, 0:10



DEMARCUS LOVE #73

POSITION: Tackle
HEIGHT/WEIGHT: 6-4/315
DOB: 3-7-88
HOMETOWN: Dallas, TX

COLLEGE: Arkansas
ACQUIRED: D6a (#168) for 2011
NFL SEASON: 2
VIKINGS SEASON: 2

GAMES/STARTS (regular season, playoffs) 2011 (0/0), 2012 (1R). **Total:** 0/0

- Inactive for all 16 games as a rookie for Vikings in 2011.
- First-Team All-SEC during his senior season as voted on by the Associated Press and SEC Coaches.

OFF THE FIELD Earned degree in kinesiology...Teammates with Vikings rookie WRs Jarius Wright and Greg Childs at Arkansas...Vikings WR coach George Stewart was a standout Razorbacks offensive lineman during his playing days...Has a son, DeMarcus Love, Jr....Hosts annual football camp in his hometown with high school teammate Michael Crabtree...Aspires to a career in coaching.


PRO Was placed on injured reserve following 2012 preseason...Spent entire rookie season on Vikings 53-man roster but was inactive each week...Selected #168 overall in 2011 by the Vikings, their first of four 6th round picks...The 1st Arkansas Razorback drafted by the Vikings since 1984...Played from 2008-10 at Arkansas under head coach Bobby Petrino.

2012 Placed on injured reserve on 8/31 for the season.

2011 Spent all 16 weeks of rookie year inactive on gamedays...Made Vikings 53-man roster following preseason...Showed potential during preseason action during rookie year.

COLLEGE Team captain for his final 2 seasons...Helped Arkansas reach 3 bowl games, including the 2011 BCS Sugar Bowl against Ohio State...Saw action in 45 games with 37 starts, including 26 consecutive starts during his final 2 seasons...11 starts came at guard...The Arkansas line helped break 24 game or season school records on offense in 2010...Was crucial to QB Ryan Mallet's success who set the Arkansas single-season passing yards record with 3,869...Named the SEC Offensive Lineman of the Week for his performance following Arkansas' 38-31 victory at Mississippi State in 2010 when the Hogs piled up 488 yards of total offense...Started 8 games in 2008 as a guard, appearing in 11...Appeared in 8 games during his redshirt freshman season, starting the final 3 contests at RG including the Cotton Bowl against Missouri...Paved the way for Arkansas' offense to lead the SEC and set a school-record with 3,725 rushing yards in 2007...Redshirted in 2006.

PREP Considered a Top 100 prospect in the state of Texas coming out of Carter High School in Dallas...Was teammates with San Francisco 49er WR Michael Crabtree...Finished his high school career as an OG after starting out as an OT...As a senior led his team to a 11-1 record and a 2nd-round state play-off berth in Texas' largest class (5A)...Threw discus, ranking in state's top 10 as a senior.



GREG MCCOY #30

POSITION: Cornerback
HEIGHT/WEIGHT: 5-9/187
DOB: 9-8-88
HOMETOWN: Dallas, TX

COLLEGE: TCU
ACQUIRED: FA for 2013
NFL SEASON: 1
VIKINGS SEASON: 1

GAMES/STARTS (regular season, playoffs) 2012 (P5-Ariz.). **Total:** 0/0

- Spent majority of 2012 season on Arizona practice squad.
- Originally drafted by Chicago in the 7th round in 2012.

OFF THE FIELD Majored in liberal arts at TCU...Attended same high school as TCU star and Heisman Trophy winner Davey O'Brien.

PRO Signed by Vikings on 1/9/13...Spent NFL rookie season in 2012 Arizona on practice squad in 2 different stints...Began NFL career as a 7th-round draft pick (#220) in 2012 by Chicago where he spent 2012 training camp and preseason.

2012 Signed by Arizona to practice squad on 9/11 and released on 10/23...Re-joined Arizona practice squad on 11/6...Spent training camp and preseason with Chicago before his release on 8/31...

COLLEGE Started 28 of the 51 games he played in his TCU career...Standout as a return man, earned Mountain West Conference Special Teams Player of the Year, was a 1st-Team

All-MWC honoree as a returner and MWC honorable mention as a CB...Scored 3 TDs on KORs during career and had 7 INTs on defense...Twice named MWC Special Teams Player of the Week as a senior...Full-time starter as a junior and senior, opening all 13 games each season...Had 99-yard KOR TD against UNLV as a senior...Had key performance in Rose Bowl win over Wisconsin with 5 tackles and a PD...Started 2 games as a sophomore, including Fiesta Bowl vs. Boise...Redshirted in 2007.

PREP Earned 4A MVP honors as a senior at Woodrow Wilson High in Dallas...Named 1st-Team All-Area at WR and DB...Tabbed as All-District choice at DB as a junior and 2nd-Team as a WR.

KICKOFF
EXECUTIVES
STAFF
COACHES
PLAYERS
ROOKIES
2012 SEASON
RECORDS
PLAYOFF RECORDS
HISTORY
EXTRA POINTS



TYRONE MCKENZIE #58

POSITION: Linebacker
HEIGHT/WEIGHT: 6-2/245
DOB: 12-11-85
HOMETOWN: Riverview, FL

COLLEGE: South Florida
ACQUIRED: FA for 2011
NFL SEASON: 3
VIKINGS SEASON: 3

GAMES/STARTS (regular season, playoffs) 2009 (IR-NE), 2010 (3/0-TB), 2011 (PS-Minn), 2012 (16/0). **Total-**19/0 (16/0-Minn., 3/0-TB)

- Led Vikings with 20 special teams tackles in 2012.
- Originally a 3rd-Round (#97) New England draft pick in 2009.

OFF THE FIELD Active with community outreach efforts focusing on child health...Married, the couple has 2 children... Holds bachelor's degree in business economics and minored in finance...Aspires to a career in coaching, hoping to have the impact that coaches had on him...Worked overnight shift at a hotel during USF career to help support his mother, who was unable to work due to injuries from an automobile accident.

PRO Led Vikings in special teams tackles with 20 in 2012... Played in career-best 16 games in 2012...Spent 2011 season on Vikings practice squad, joining Vikings on 9/7/11...Saw time in 3 games for Tampa Bay in 2010...Spent time on New England practice squad in 2010...Knee injury cut short rookie season.

2012 Saw time in career-high 16 games and led club with 20 special teams tackles...Sidelined for Wild Card playoff game at Green Bay (1/5/13) with shoulder injury...Posted career-best 4 special teams tackles in a pair of games, vs. Arizona (10/21) and at Houston (12/23)...Forced a fumble vs. Arizona (10/21).

2011 Spent entire season on Vikings practice squad after signing on 9/7...Spent training camp with Tampa Bay.

2010 Earned his way onto the field for the final 3 games of the season...Moved from practice squad to Bucs active roster on 12/14...Signed by Tampa Bay to practice squad on 11/9 following his release from the New England practice squad on 11/6... Released in Patriots final roster cuts on and added to practice squad...Returned back from knee injury that sidelined him during rookie season to compete in training camp and preseason.

2009 Spent rookie season on injured reserve with knee injury suffered during rookie mini camp...Entered NFL as a 3rd-Round Draft pick (#97 overall) by New England.

COLLEGE Spent time in 3 programs during his collegiate career- South Florida, Iowa State and Michigan State...Played in 49 career games with 36 starts...Was a 2nd-Team All-Big 12 honoree at Iowa State before transferring to USF to be closer to home...Ended college career at USF as a 1st-Team All-Big East honoree in 2008 and a 2nd-Team as a junior in 2007...Set school record with 121 tackles as a junior...Played in 11 games as at Michigan State in 2004 before transferring to Iowa State.

PREP Attended Riverview High in Tampa...All-Hillsborough County as a RB as a senior...Broke the 1,400-yard mark with 16 TDs as a senior...Ran in state track meet in the 100m hurdles.

MCKENZIE'S NFL TOTALS

Year	GP/GS	Tackles			Sacks	INTs	PBU	TFL	QBH	FF/FR	Special Teams
		Solo	Asst.	Total							
2010 (TB)	3/0	1	2	3	0.0	0	0	0	0	0/0	5
2012 (Minn)	16/0	0	0	0	0.0	0	0	0	0	1/0	20
Totals	19/0	1	2	3	0.0	0	0	0	0	1/0	25

SINGLE-GAME CAREER HIGHS

Tackles.....2.....@ New Orleans, 1/2/11
 Special Teams Tackles 4.....vs. Arizona, 10/21/12; @ Houston, 12/23/12
 Forced Fumble.....1.....vs. Arizona, 10/21/12



MARVIN MITCHELL #55

POSITION: Linebacker
HEIGHT/WEIGHT: 6-3/249
DOB: 10-21-84
HOMETOWN: Norfolk, VA

COLLEGE: Tennessee
ACQUIRED: FA for 2012
NFL SEASON: 7
VIKINGS SEASON: 2

GAMES/STARTS (regular season, playoffs) 2007 (10/0-NO), 2008 (15/0-NO), 2009 (14/2, 3/1-NO), 2010 (16/0, 1/1-NO), 2011 (16/0-Mia), 2012 (11/2, 1/0). **Total-** 82/4, 5/2 (55/2, 4/2-NO; 16/0-Mia; 11/2, 1/0-Minn)

- Started 2 games in 2012 for Vikings at WLB.
- Played on New Orleans' Super Bowl XLIV champion squad, starting title game when Saints opened in 3-4 alignment.

OFF THE FIELD Earned degree in sports management at Tennessee...Enjoys golf and skateboarding in his free time... Aspires to a career in coaching following his playing days.

PRO Spent opening 4 seasons of career with New Orleans before going to Miami for 2011 season...Notched 1st career INT in 2011, snaring a pass against NY Jets (1/17) in regular season finale, returning the pick 55 yards...Has a pair of sacks

to his credit, notching 1 each in 2010 and 2011...Started a pair of games for New Orleans in 2009 as team went on to win Super Bowl XLIV...Played in 10 games as a rookie in 2007...Entered NFL as a 7th-round draft pick (#220) by New Orleans in 2007.

2012 Veteran LB provided boost to special teams units and stepped in as the starter at WLB for 2 games when Erin Henderson was sidelined with injury...Started 1st game of the season vs. San Francisco (9/23) in upset win over eventual NFC champion 49ers...Started 2nd straight game at Detroit (9/30)...Saw action in 11 games...Played in Wild Card Playoff game at Green Bay (1/5/13)...Notched season-high 3 tackles vs. San Francisco (9/23).

2011 Posted 1st career INT and had 2nd career sack during season...Ranked 2nd on team with 12 special teams tackles and added 18 tackles on defense in a reserve role...Saw action in all 16 games...Had season-high 5 tackles to go along with INT in regular season finale vs. NY Jets (1/1/12) in a 19-17 win, returning INT off Mark Sanchez for 55 yards...Sacked Philip Rivers at San Diego (10/2).

2010 Notched career-best 38 stops on defense and saw action in all 16 games...Started lone game of season in Wild Card Playoff game at Seattle (1/8/11)...Had season-best 5 solo tackles and his 1st career sack when he forced Joe Flacco out of bounds at Baltimore (12/19)...Forced a fumble, recovered a fumble, added a pass defended and 3 tackles at Tampa Bay (10/17)...Forced a fumble on TE Heath Miller vs. Pittsburgh (10/31)...Recovered a fumble on goal line at Atlanta (12/27)

to save a TD, adding 3 tackles and a pass defended during the game.

2009 Started 2 games during regular season and started Super Bowl XLIV when team opened in 3-4 alignment...Started 1st career game in season opener vs. Detroit (9/13), opening at ILB in 3-4 set and making 3 special teams stops...Opened regular season finale at Carolina (1/3/10) at MLB, notching career-best 9 tackles with 2 TFLs...Tied career-best with 3 special teams tackles vs. NY Giants (10/18).

2008 Saw time in 15 games...Recorded 15 special teams tackles...Made goal-line stop at Kansas City (11/16) and tied career-high with 3 special teams tackles.

2007 Made move from Saints practice squad to active roster, playing in 10 games...Signed from practice squad to 53-man roster on 10/6 and made NFL debut the next day vs. Carolina (10/7), credited with 1 special teams tackle...Had 3 special teams stops vs. Arizona (10/16)...Released by Saints following preseason on 9/1 in final roster cuts and signed to practice squad the following day on 9/2...Entered NFL as a 7th-round (#220 overall) draft pick by New Orleans.

COLLEGE Saw time in 40 career games with 15 starts for Tennessee...Served as team captain as a senior...Led team as a senior with 104 tackles...Started all 13 games as a senior.

PREP Standout TE and LB at Lake Taylor High in Norfolk, VA...Named team co-MVP as a senior...Earned All-District honors as a senior...Played basketball, ran track and threw shot put.

MITCHELL'S NFL TOTALS

Year	GP/GS	Tackles			Sacks	INTs	PBU	TFL	QBH	FF/FR	Special
		Solo	Asst.	Total							Teams
2007 (NO)	10/0	0	0	0	0.0	0	0	0.0	0	0/0	4
2008 (NO)	15/0	1	0	1	0.0	0	0	0.0	0	0/0	15
2009 (NO)	14/2	16	8	24	0.0	0	0	0.0	0	0/0	16
Playoffs	3/1	2	2	4	0.0	0	0	0.0	0	0/0	1
2010 (NO)	16/0	20	18	38	1.0	0	3	1.0	3	2/2	13
Playoffs	1/1	1	0	1	0.0	0	0	0.0	0	0/0	0
2011 (Mia)	16/0	15	3	18	1.0	1 (55)	2	1.0	2	1/0	12
2012 (Minn)	11/1	4	0	4	0.0	0	0	0.0	0	1/0	5
Playoffs	1/0	0	0	0	0.0	0	0	0.0	0	0/0	0
Totals	82/3	56	29	85	2.0	1 (55)	5	2.0	5	4/2	65
Playoffs	5/2	3	2	5	0.0	0	0	0.0	0	0/0	1

SINGLE-GAME CAREER HIGHS

Tackles.....5.....vs. NY Jets, 1/1/12; @ Baltimore, 12/19/10
 Sacks.....1.0.....@ Baltimore, 12/19/10; @ San Diego, 10/2/11
 Interception.....1.....vs. NY Jets, 1/1/12
 Long INT Return.....55.....vs. NY Jets, 1/1/12

MITCHELL'S INTERCEPTION		
GAME	QB	INT (YDS)
vs. NY Jets, 1/1/12	Mark Sanchez	1 (55)
Total		1 (55)



KEVIN MURPHY #68

POSITION: Tackle
HEIGHT/WEIGHT: 6-7/305
DOB: 2/16/90
HOMETOWN: San Clemente, CA

COLLEGE: Harvard
ACQUIRED: FA for 2012
NFL SEASON: 1
VIKINGS SEASON: 1

GAMES/STARTS (regular season, playoffs) 2012 (PS-Minn).
Total- 0/0.

- Spent entire rookie season on Vikings practice squad.
- Teammates at Harvard with Vikings RB coach James Saxon's son, Devin.


OFF THE FIELD Was an engineering major at Harvard with a biomedical focus...Plays guitar in his free time...Played football at Harvard when Vikings K Blair Walsh's brother was on the Crimson soccer team...Shares Harvard alma mater with former Vikings standout C Matt Birk and the duo have the same agent...National Honor Society member.

PRO Returns in 2013 to compete for roster spot on strong Vikings offensive line...Honed his craft on the Vikings practice squad for entire 2012 season...Originally signed as a rookie free agent following the 2012 Draft with San Francisco but was released on 5/14/12...Signed briefly with Vikings in May 2012 but was released before signing with the Vikings on 7/24/12 where he spent all of training camp and the preseason.

2012 Spent entire regular season and Wild Card Playoff week on Vikings practice squad...Joined practice squad on 9/3 after his release on 8/31...Originally entered the NFL as a rookie free agent with San Francisco on 5/4/12 but was released on 5/14... Signed with Vikings on 5/15 but was released on 5/17 before re-joining the team prior to training camp on 7/24.

COLLEGE Started all 20 games of his final 2 seasons at Harvard and played in 30 career contests...Named Harvard's Joseph E. Wolf Award-winner as the top interior lineman on the squad as a senior in 2011.

PREP Attended San Clemente High and was a 2-time All-South Coast League honoree...Made transition during junior season from TE to OT.



SETH OLSEN #72

POSITION: Guard
HEIGHT/WEIGHT: 6-5/305
DOB: 12/17/85
HOMETOWN: Omaha, NE

COLLEGE: Iowa
ACQUIRED: FA for 2013
NFL SEASON: 4
VIKINGS SEASON: 2

GAMES/STARTS (regular season, playoffs) 2009 (3/0-Den), 2010 (0/0-Minn), 2011 (6/1-Ind), 2012 (5/4, 1/0-Ind). **Total-** 14/5, 1/0 (11/5, 1/0-Ind; 3/0-Den; 0/0-Minn)

- Started 3 of the 1st 4 games for the Colts at LG in 2012 before being placed on IR (Designated for Return) on 10/8.
- Made his 1st career start at Tennessee in 2011 (10/30) at LG for the Colts.

OFF THE FIELD Serves on the board of SECOR, a food bank serving communities around the Denver area...Actively involved with FCA...Joined Lifewater International in Uganda to work on water projects, bringing clean water to disadvantaged areas of the country...Married with 1 child...Teammates at Iowa with Vikings LB Chad Greenway and Vikings DT Christian Ballard.

PRO Will compete for spot on talented Vikings offensive line in 2013...Signed by the Vikings on 3/19/13...Helped Colts rebound from 2-14 season in 2011 to making the playoffs in 2012 with an 11-5 record...Spent 2 seasons with the Colts after being claimed off waivers from Minnesota on 9/12/11...Waived by Minnesota on 9/10/11...Signed to Vikings practice squad on 9/7/10...Waived by the Broncos on 9/4/10...Originally drafted by Denver in the 4th round (132nd overall) of the 2009 NFL Draft.

2012 Saw time in 5 games while starting 4, including against the Vikings on 9/16...Started 3 of the 1st 4 games at LG before

being placed on IR (Designated for Return) on 10/8...Activated from IR to the active roster on 12/4...Played in his 1st playoff game at Baltimore (1/6/13) but did not start.


2011 Played in 6 games and started 1 before being placed on IR on 11/9 with a hand injury...Made Colts debut against Pittsburgh (9/25) seeing action on special teams...Recorded 1st career start at Tennessee (10/30) opening the game at LG.

2010 Spent the entire season on the Vikings practice squad after being signed on 9/7...Went to training camp and spent preseason with Denver before his release in roster cuts on 9/4.

2009 Played in 3 games for Denver during his rookie season...Originally selected in 4th round (#132 overall).

COLLEGE Started 34 of 48 career games played on the offensive line...Received All-Big Ten Conference honors twice during his Hawkeye career, including 1st team honors during his senior season when he started all 11 games at RG.

PREP Attended Millard North High in Omaha, Neb. and helped his team to a 36-2 record during his years as a starter.



ADRIAN PETERSON #28

POSITION: Running Back

HEIGHT/WEIGHT: 6-1/217

DOB: 3-21-85

HOMETOWN: Palestine, TX

COLLEGE: Oklahoma

ACQUIRED: D1 (#7) for 2007

NFL SEASON: 7

VIKINGS SEASON: 7

GAMES/STARTS (regular season, playoffs) 2007 (14/9), 2008 (16/15, 1/1), 2009 (16/15, 2/2), 2010 (15/15), 2011 (12/12), 2012 (16/16, 1/1). **Totals-** 89/82, 4/4.

- Became 3rd Vikings player to earn NFL MVP honors in 2012, joining Alan Page (1971) and Fran Tarkenton (1975).
- The 1st Vikings RB to lead the NFL in rushing in 2008, setting the team record with 1,760 yards and led NFL with 2,097 yards in 2012, the 2nd-most yards in a season in NFL history.
- Set NFL single-game rushing record with 296 yards vs. San Diego in 2007, the 8th game of his career.

OFF THE FIELD Has taken mission trips to Africa in the 2010 and 2011 offseasons, working with Starkey Hearing to provide hearing aids to disadvantaged children and adults, joining other NFL stars on the trips...Works with youth through his All Day Foundation, with the motto "Giving Back Every Day, All Day"...Hosted Special Olympics of Minnesota Punt, Pass and Kick events at Winter Park in 2008 and 2009...Comes from an athletic family as mother, Bonita Jackson, was a track and field star and father, Nelson Peterson, was a collegiate basketball player at Idaho State...His uncle, Ivory Lee Brown, was an NFL player and suited up for the Vikings in 1993...Majored in sociology...Active yearly around Holiday season through "Shop With A Viking" program...Sponsors an AAU gir's basketball team in Texas the AD Elite team.

HONORS Named 2012 **NFL MVP**...Selected 2012 **NFL Offensive Player of the Year**...Named to **50 Greatest Vikings** team as part of 50th season celebration in 2010...2008, 2009,

RUN ON RECORDS

Adrian Peterson's assault on the NFL and Vikings record books has been historic in only 6 seasons, including setting the NFL's single-game rushing record as a rookie and finishing 2nd in NFL single-season rushing in 2012.

NFL RUSHING YARDS IN A GAME	
RB, GAME	YARDS
Adrian Peterson (Minn.) vs. San Diego, 11/4/07	296
Jamal Lewis (Balt.) vs. Cleveland, 9/14/03	295

NFL RUSHING YARDS IN A SEASON	
RB, SEASON	YARDS
Eric Dickerson, LA Rams, 1984	2,105
Adrian Peterson (Minn.) vs. San Diego, 11/4/07	2,097
Jamal Lewis, Baltimore, 2003	2,066

VIKINGS TOP RUSHING GAMES	
RB, GAME	YARDS
Adrian Peterson vs. San Diego, 11/4/07	296
Adrian Peterson @ Chicago, 10/14/07	224
Adrian Peterson @ St. Louis, 12/16/12	212
Adrian Peterson @ Green Bay, 12/2/12	210
Chuck Foreman @ Philadelphia, 10/24/78	200
Adrian Peterson vs. Green Bay, 12/30/12	199

VIKINGS TOP RUSHING SEASONS	
RB, SEASON	YARDS
Adrian Peterson, 2012	2,097
Adrian Peterson, 2008	1,760
Robert Smith, 2000	1,521
Adrian Peterson, 2009	1,383
Adrian Peterson, 2007	1,341
Adrian Peterson, 2010	1,298

2012 Associated Press **All-Pro** 1st Team...2008 and 2012 **Bert Bell Player of the Year** Award by Maxwell Club...2008 **FedEx Ground Player of the Year**...2007, 2008, 2009, 2012 **Pro Bowl** starter...2010 **Pro Bowl** selection...**Pro Bowl MVP** as rookie...2007 Associated Press **Offensive Rookie of the Year**...2007 **Diet Pepsi NFL Rookie of the Year**...2007 Associated Press **All-Pro** 2nd Team...2007 and 2008 **Vikings Offensive MVP** as voted by teammates...2007 Pro Football Weekly **All-Rookie Team**...NFL **Rookie of the Month** in September 2007 and October 2007...**NFC Offensive Player of the Week** at Chicago (10/14/07), vs. San Diego (11/4/07), vs. Green Bay (11/9/08), vs. Detroit (9/26/09), vs. Arizona (10/9/11)...**FedEx Ground Player of the Week** at Chicago (10/14/07), vs. San Diego (11/4/07), vs. Arizona (10/9/11).

PRO Notched 2nd-best single-season rushing mark in NFL history with 2,097 yards in 2012...Tied his own team record with 10 games over 100 yards...In 6 seasons with the Vikings he has posted 5 of the top 6 single-season rushing yardage marks in club history- #1, #2, #4, #5 and #6...Holds Vikings career record with 76 rushing TDs...Holds Vikings career rushing record with 8,849 yards...Ranks 1st in team history for career 100-yard rushing games with 37, passing Robert Smith's 29...Set Vikings record with 18 rushing TDs in 2009 and ranks 2nd in team history for total TDs in a season, trailing Chuck Foreman's 22 in 1975...Holds Vikings record with 18 career runs of 50+ yards...Set a **Pro Bowl** record for career rushing TDs with 4...Became the 1st Viking to lead the NFL in rushing in 2008...Tabbed by the Maxwell Club as the **Bert Bell Award** winner as the Player of the Year in 2008 and 2012...Re-wrote the Vikings rookie record book with one of the biggest debut seasons in NFL history en route to the **NFL Offensive Rookie of the Year** and **Diet Pepsi NFL Rookie of the Year** awards...Set NFL single-game rushing mark with 296 yards vs. San Diego (11/4/07)...Came to the Vikings as the 10th RB selected by the team in the 1st round...The only Vikings RBs selected as high or higher were Tommy Mason (#1, 1961), Clinton Jones (#2, 1967) and Darrin Nelson (#7, 1982)...The lone OU Sooner drafted by the Vikings in the 1st round.

2012 Earned NFL MVP honors and Offensive Player of the Year honoree...Became only the 3rd Vikings player to take home NFL MVP, joining Alan Page in 1971 and Fran Tarkenton in 1975...Ran for 2,097 yards, the 2nd-best mark in NFL history behind Eric Dickerson's 2,105...Tied his own team record with 10 games of 100+ yards on the season and 2 games of 200+ on the season...Matched NFL record held by Earl Campbell in 1980 with 7 games with 150+ yards...Tied NFL record with 7 runs of 50+ yards on the season, matching Barry Sanders in 1997...Broke Vikings career rushing yardage record in season opener vs. Jacksonville (9/9)...Set NFL record for rushing yards in a month when he amassed 861 yards during December...Posted career-long 82-yard TD run in a pair of games, at Green Bay (12/2) and at St. Louis (12/16).

2011 Ran for 970 yards in 12 games during the season, falling just 66 yards shy of the Vikings career rushing yards record...Broke the Vikings career rushing TDs record vs. Tampa Bay (9/18) with his 53rd career score on a 1-yard run in the 1st quarter...Missed 3 games following ankle injury suffered vs. Oakland (11/20)...Had season cut short by knee injury at Washington (12/24), going on injured reserve before the season finale...Ended season with 12 rushing TDs, giving him 64 for his career...Ranked 3rd in NFL with 12 rushing TDs...Broke the

KICKOFF
EXECUTIVES
STAFF
COACHES
PLAYERS
ROOKIES
2012 SEASON
RECORDS
PLAYOFF RECORDS
HISTORY
EXTRA POINTS

100-yard mark 3 times during the season, moving his career total to 27...Tied Vikings record and career-best with 3 rushing TDs vs. Arizona (10/9) in the 1st win of the season...Named **NFC Offensive Player of the Week** and **FedEx Ground Player of the Week** vs. Arizona...Posted season-best 175 yards on the ground vs. Green Bay (10/23).

2010 Earned 4th trip to **Pro Bowl**...Rushed for 1,298 yards, the 5th-best total in team history...Tied for Vikings career rushing TDs record with 52, matching total of Chuck Foreman and Bill Brown...Tied for the 5th-best mark in Vikings history with 12 rushing TDs...Notched career-long rush with 80-yard TD burst vs. Detroit (9/26)...Moved into 3rd place in team history for career rushing yards with 5,782...Had 5 games with 100+ yards rushing, giving him 24 games over the 100-yard mark for his career...Notched his 4th career 3-rushing TD game vs. Buffalo (12/5)...Had a streak of 350 offensive touches without a fumble (11/29/09-12/28/10), the 2nd-longest streak in Vikings history.

2009 Earned 1st-Team Associated Press **All-Pro** and selected to the **Pro Bowl**...Set Vikings record with 18 rushing TDs and led all NFL non-kickers in scoring...Posted the 3rd-highest single-season rushing total in team history...Teamed with Sidney Rice to form the NFC's top rushing-receiving tandem with a combined 2,695 yards (1,383 rushing/1,312 receiving)...Moved into tie for 3rd in team history with 40 career rushing TDs...Moved into 2nd in Vikings history with 19 career 100-yard rushing games...Ranked 2nd in the NFC in rushing yards...Had career-best 43 receptions for 436 yards...Ran for 3 TDs to set a team playoff record and tied a team playoff record with 3 total TDs with his performance at New Orleans (1/24/10) in NFC Championship game...His 122 rushing yards at New Orleans are the 3rd-most in a playoff game in Vikings history...Set a Vikings opening-day record with 180 yards rushing at Cleveland (9/13).

2008 Led NFL in rushing and set Vikings single-season record with 1,760 yards, becoming the 1st Vikings RB to lead the League in rushing yards...Recognized by Maxwell Club with the **Bert Bell Player of the Year** award, 1st-Team Associated Press **All-Pro** honoree, **Pro Bowl** starter and voted by teammates as **Vikings Offensive MVP**...Tied for 2nd in Associated Press voting for Offensive Player of the Year and finished 4th in AP polling for NFL MVP...Set Vikings record with 10 games over the 100-yard mark...Set team record for rushing attempts with 363, breaking the old record held by Chester Taylor in 2006 by 60 carries...Set Vikings record for yards rushing per game at 110.0...Ran for 192 yards vs. Green Bay (11/9), the 4th-best single-game rushing total in team history, giving him the 1st, 2nd and 4th-most rushing yards in a game in Vikings history...Named the **NFC Offensive Player of the Week** for his performance vs. Green Bay (11/9) along with **FedEx Ground Player of the Week**...Earned **FedEx Ground Player of the Week** honors for games vs. Houston (11/2) and at Arizona (12/14).

2007 Burst onto the NFL scene with a record-breaking rookie season...Earned **Offensive Rookie of the Year** honors from Associated Press and Diet Pepsi **Rookie of the Year**...Named a starter in the **Pro Bowl** and earned MVP of the game...Led the NFC with 1,341 rushing yards, ranked 2nd in the NFL and had the 2nd-best single season in Vikings history...Set an NFL single-game record with 296 rushing yards vs. San Diego (11/4), breaking the old record of 295 by Jamal Lewis...Set the #1 and #2 single-game rushing totals in Vikings history with the 296 vs. San Diego and 224 at Chicago (10/14)...Ranked 1 behind the Vikings single-season record with 12 rushing TDs...Teamed with Chester Taylor to set a Vikings record for combined rushing yards with 2,185...The Vikings set a team rushing record with 2,634 yards and helped team rank #1 in the NFL in rushing offense...Led the NFL in rushing yards per game with 95.8...Set Vikings record with an average of 5.6 yards per carry...Set Vikings record with 4 rushes of 50+ yards during the season and tied a Vikings record with 7 plays of 50+ yards (4 runs, 1 reception, 2 kickoff returns).

COLLEGE A 3-time All-Big 12 1st-Team honoree...2004

ALL DAY, ALL THE WAY

Adrian Peterson has flashed his dynamic playmaking ability and scorched defenses for big plays since entering the NFL. He has already etched his name throughout the Vikings record book in 6 seasons and has been an NFL leader.

NFL TOUCHDOWNS 2007-12

PLAYER	TDs
Adrian Peterson.....	80
Maurice Jones-Drew.....	62

VIKINGS CAREER RUSHING YARDS

RB	YARDS
Adrian Peterson, 2007-12.....	8,849
Robert Smith, 1993-2000.....	6,818

100-YARD GAMES IN A CAREER BY VIKINGS

RB	GAMES
Adrian Peterson.....	37
Robert Smith.....	29

100-YARD GAMES IN A SEASON BY VIKINGS

RB, SEASON	GAMES
Adrian Peterson, 2012.....	10
Adrian Peterson, 2008.....	10
Robert Smith, 2000.....	8
Adrian Peterson, 2007.....	6
Robert Smith, 1997.....	6

VIKINGS RUSHING TDS IN A SEASON

RB, SEASON	TDs
Adrian Peterson, 2009.....	18
Terry Allen, 1992.....	13
Chuck Foreman, 1976.....	13
Chuck Foreman, 1975.....	13
Adrian Peterson, 2007.....	12
Adrian Peterson, 2010.....	12
Adrian Peterson, 2011.....	12
Adrian Peterson, 2012.....	12

VIKINGS RUSHING TDS IN A CAREER

RB, SEASONS	TDs
Adrian Peterson, 2007-11.....	76
Bill Brown, 1962-74.....	52
Chuck Foreman, 1973-79.....	52

MOST CAREER 50+ RUNS IN VIKINGS HISTORY

PLAYER, SEASONS	50+ YARD RUNS
Adrian Peterson, 2007-12.....	18
Robert Smith, 1993-2000.....	12

NFL MOST 50+ RUNS IN A SEASON

PLAYER, SEASONS	50+ YARD RUNS
Adrian Peterson, 2012.....	7
Barry Sanders, 1997.....	7

NFL MOST 150+ YARD RUSHING GAMES IN A SEASON

PLAYER, SEASONS	150+ GAMES
Adrian Peterson, 2012.....	7
Earl Campbell, 1980.....	7

Heisman Trophy runner-up...2004 AP 1st-Team All-America, the 1st OU true freshman to earn the honor and the 1st true freshman on the team since 1996 (Dre Bly)...Played 31 games over 3 seasons...Set the school record with 1,925 yards as a freshman in 2004, breaking Billy Sims' record of 1,896 in 1978...Broke Ron Dayne's NCAA freshman rushing record...Ranks 3rd in OU history with 4,045 yards and 4th with 41 rushing TDs...The only OU RBs with more career yards are Billy Sims and Joe Washington...Broke the 100-yard mark 22 times in 31 games.

PREP Was the consensus national player of the year as a senior at Palestine (TX) High...Broke the 2,000-yard mark as a junior and senior...Competed in basketball and track.

PETERSON'S NFL TOTALS

Year	GP/GS	RUSHING					RECEIVING				
		No.	Yds.	Avg.	Lg	TD	No.	Yds.	Avg.	Lg	TD
2007 (Minn).....	14/9	238	1,341	5.6	73t	12	19	268	14.1	60t	1
2008 (Minn).....	16/15	363	1,760	4.8	67t	10	21	125	6.0	16	0
<i>Playoffs</i>	<i>1/1</i>	<i>20</i>	<i>83</i>	<i>4.2</i>	<i>40t</i>	<i>2</i>	<i>0</i>	<i>0</i>	<i>0.0</i>	<i>0</i>	<i>0</i>
2009 (Minn).....	16/15	314	1,383	4.4	64t	18	43	436	10.1	63	0
<i>Playoffs</i>	<i>2/2</i>	<i>51</i>	<i>185</i>	<i>3.6</i>	<i>27</i>	<i>3</i>	<i>3</i>	<i>33</i>	<i>11.0</i>	<i>19</i>	<i>0</i>
2010 (Minn).....	15/15	283	1,298	4.6	80t	12	36	341	9.5	34	1
2011 (Minn).....	12/12	208	970	4.7	54	12	18	139	7.7	22	1
2012 (Minn).....	16/16	348	2,097	6.0	82t	12	40	217	5.4	20	1
<i>Playoffs</i>	<i>1/1</i>	<i>22</i>	<i>99</i>	<i>4.5</i>	<i>18</i>	<i>0</i>	<i>1</i>	<i>8</i>	<i>8.0</i>	<i>8</i>	<i>0</i>
Total	89/82	1,754	8,849	5.0	82t	76	177	1,526	8.6	63	4
<i>Playoffs</i>	<i>4/4</i>	<i>93</i>	<i>367</i>	<i>3.9</i>	<i>40t</i>	<i>5</i>	<i>4</i>	<i>41</i>	<i>10.3</i>	<i>19</i>	<i>0</i>

KICKOFF RETURNS

Year	GP/GS	No.	Yds.	Avg.	Lg	TD
2007 (Minn).....	14/9	16	412	25.8	53	0
2008 (Minn).....	16/15	1	16	16.0	16	0
<i>Playoffs</i>	<i>1/1</i>	<i>1</i>	<i>20</i>	<i>20.0</i>	<i>20</i>	<i>0</i>
2009 (Minn).....	16/15	0	0	0.0	0	0
<i>Playoffs</i>	<i>2/2</i>	<i>0</i>	<i>0</i>	<i>0.0</i>	<i>0</i>	<i>0</i>
2010 (Minn).....	15/15	0	0	0.0	0	0
Total	89/82	17	428	25.2	53	0
<i>Playoffs</i>	<i>4/4</i>	<i>1</i>	<i>20</i>	<i>20.0</i>	<i>20</i>	<i>0</i>

SINGLE-GAME CAREER HIGHS

- Rushing Attempts..... 34..... vs. Green Bay, 12/30/12
- Rushing Yards296..... vs. San Diego, 11/4/07
- Long Rush82t..... @ Green Bay, 12/2/12; @ St. Louis, 12/16/12
- Rushing TDs3..... @ Chi., 10/14/07; vs. SD, 11/4/07; @ Clev., 9/13/09; vs. Buff., 12/5/10; vs. Ariz., 10/9/11
- Receptions..... 6..... @ Arizona, 12/6/09
- Receiving Yards73..... @ Carolina, 12/20/09
- Receiving TD.....1..... vs. Atlanta, 9/9/07; vs. Arizona, 11/7/10
- Long Reception63..... @ Carolina, 12/20/09
- Kickoff Returns 4..... @ Chicago, 10/14/07
- Kickoff Return Yards128..... @ Chicago, 10/14/07
- Long Kickoff Return53..... @ Chicago, 10/14/07



Adrian Peterson and teammates took part in the annual Playground Build in June 2013 in South Minneapolis at Howe School, providing students a new and safe place to play at the refurbished school.

PETERSON'S TOUCHDOWNS

Game (*playoffs)	Play
vs. Atlanta, 9/9/07.....	60 pass from T. Jackson
@ Kansas City, 9/23/07.....	11 run
@ Chicago, 10/14/07.....	67 run, 73 run, 35 run
@ Dallas, 10/21/07.....	20 run
vs. San Diego, 11/4/07.....	1 run, 64 run, 46 run
vs. Detroit, 12/2/07.....	16 run, 13 run
vs. Chicago, 12/17/07.....	1 run, 8 run
@ Green Bay, 9/8/08.....	3 run
@ Tennessee, 9/28/08.....	28 run, 3 run
@ Chicago, 10/19/08.....	1 run, 54 run
vs. Houston, 11/2/08.....	1 run
vs. Green Bay, 11/9/08.....	29 run
@ Jacksonville, 11/23/08.....	16 run
vs. Chicago, 11/30/08.....	1 run
vs. NY Giants, 12/30/08.....	67 run
vs. Philadelphia, 1/4/09*.....	40 run, 3 run
@ Cleveland, 9/13/09.....	1 run, 1 run, 64 run
@ Detroit, 9/20/09.....	27 run
vs. Green Bay, 10/5/09.....	1 run
@ St. Louis, 10/11/09.....	5 run, 7 run
@ Pittsburgh, 10/25/09.....	2 run
@ Green Bay, 11/1/09.....	1 run
vs. Detroit, 11/15/09.....	22 run, 1 run
vs. Chicago, 11/29/09.....	5 run
vs. Cincinnati, 12/13/09.....	1 run, 3 run
@ Carolina, 12/20/09.....	4 run
@ Chicago, 12/28/09.....	1 run, 1 run
vs. NY Giants, 1/3/10.....	1 run
@ New Orleans, 1/24/10*.....	19 run, 1 run, 2 run
vs. Miami, 9/19/10.....	1 run
vs. Detroit 9/26/10.....	6 run, 80 run
vs. Dallas, 10/17/10.....	1 run
@ Green Bay, 10/24/10.....	1 run
@ New England, 10/31/10.....	1 run
vs. Arizona, 11/7/10.....	12 pass from B. Favre, 4 run
@ Washington, 11/28/10.....	5 run
vs. Buffalo, 12/5/10.....	2 run, 3 run, 43 run
@ Philadelphia, 12/28/10.....	1 run
vs. Tampa Bay, 9/18/11.....	1 run, 9 run
vs. Detroit, 9/25/11.....	6 run
vs. Arizona, 10/9/11.....	4 run, 24 run, 14 run
@ Chicago, 10/16/11.....	4 run
vs. Green Bay, 10/23/11.....	1 run
@ Carolina, 10/30/11.....	19 pass from C. Ponder, 9 run
@ Green Bay, 11/14/11.....	3 run
vs. Oakland, 11/20/11.....	12 run
@ Washington, 12/24/11.....	1 run
vs. Jacksonville, 9/9/12.....	3 run, 2 run
vs. Arizona, 10/21/12.....	13 run
vs. Tampa Bay, 10/25/12.....	64 run
@ Seattle, 11/4/12.....	1 run, 4 run
vs. Detroit, 11/11/12.....	61 run
@ Green Bay, 12/2/12.....	82 run
vs. Chicago, 12/9/12.....	1 run, 1 run
@ St. Louis, 12/16/12.....	82 run
vs. Green Bay, 12/30/12.....	7 run, 2 pass from Ponder
Total.....	85 (80 regular season- 76 rushing, 4 receiving)

PETERSON'S 100-YARD RUSHING DAYS (37 Regular Season)

GAME (+starts; *playoffs)	YARDS-ATT-TD
vs. Atlanta, 9/9/07.....	103-19-0
@ Kansas City, 9/23/07+.....	102-25-1
vs. Green Bay, 9/30/07.....	112-12-0
@ Chicago, 10/14/07+.....	224-20-3
vs. San Diego, 11/4/07+.....	296-30-3
vs. Detroit, 12/2/07+.....	116-15-2
@ Green Bay, 9/8/08+.....	103-19-1
vs. Indianapolis, 9/14/08+.....	160-29-0
vs. Detroit, 10/12/08+.....	111-25-0
@ Chicago, 10/19/08+.....	121-22-2
vs. Houston, 11/2/08+.....	139-25-1
vs. Green Bay, 11/9/08+.....	192-30-1
vs. Chicago, 11/30/08+.....	131-28-1
@ Detroit, 12/7/08+.....	105-22-0
@ Arizona, 12/14/08+.....	165-28-0
vs. NY Giants, 12/28/08+.....	103-21-1
@ Cleveland, 9/13/09+.....	180-25-3
vs. Baltimore, 10/18/09+.....	143-22-0
vs. Detroit, 11/15/09+.....	133-18-2
@ New Orleans, 1/24/10*+.....	122-25-3
vs. Miami, 9/19/10+.....	28-145-1
vs. Detroit, 9/26/10+.....	23-160-2
@ Green Bay, 10/24/10+.....	28-131-1
vs. Buffalo, 12/5/10+.....	16-107-3
@ Philadelphia, 12/28/10+.....	22-118-1
vs. Tampa Bay, 9/18/11+.....	25-120-2
vs. Arizona, 10/9/11+.....	29-122-3
vs. Green Bay, 10/23/11+.....	24-175-1
@ Detroit, 9/30/12+.....	21-102-0
vs. Arizona, 10/21/12+.....	23-153-1
vs. Tampa Bay, 10/25/12+.....	15-123-1
@ Seattle, 11/4/12+.....	17-182-2
vs. Detroit, 11/11/12+.....	27-171-1
@ Chicago, 11/25/12+.....	18-108-0
@ Green Bay, 12/2/12+.....	21-210-1
vs. Chicago, 12/9/12+.....	31-154-2
@ St. Louis, 12/16/12+.....	24-212-1
vs. Green Bay, 12/30/12+.....	34-199-1

BIG PLAY POTENTIAL

Adrian Peterson has showcased his ability to change games by running the ball, catching passes and fielding returns.

PETERSON'S LONGEST PLAYS

OPPONENT	PLAY
@ St. Louis, 12/16/12.....	82t rush
@ Green Bay, 12/2/12.....	82t rush
vs. Detroit, 9/26/10.....	80t rush
@ Seattle, 11/4/12.....	74 rush
at Chicago, 10/14/07.....	73t rush
vs. NY Giants, 12/28/08.....	67t rush
at Chicago, 10/14/07.....	67t rush
vs. Tampa Bay, 10/25/12.....	64 rush
at Cleveland, 9/13/09.....	64t rush
vs. San Diego, 11/4/07.....	64t rush
at Carolina, 12/20/09.....	63 reception
vs. Detroit, 11/11/12.....	61 rush
vs. Atlanta, 9/9/07.....	60t reception
vs. Chicago, 11/30/08.....	59 rush
vs. Baltimore, 10/18/09.....	58 rush
vs. Green Bay, 9/30/07.....	55 rush
at Chicago, 10/19/08.....	54t rush
vs. Green Bay, 10/23/11.....	54 rush
at Chicago, 10/14/07.....	53 kickoff return
@ St. Louis, 12/16/12.....	52 rush
vs. Chicago, 12/9/12.....	51 rush
vs. Green Bay, 9/30/07.....	51 kickoff return

PETERSON'S CAREER GAME-BY-GAME (* Starts)

		RUSHING						RECEIVING				
Year	Team	Att.	Yards	Avg.	Long	TD	No.	Yards	Avg.	Long	TD	
2007	MINNESOTA											
9/9	Atlanta	19	103	5.4	15	0	1	60	60.0	60t	1	
9/16	@ Detroit*	20	66	3.3	11	0	4	52	13.0	24	0	
9/23	@ Kansas City*	25	102	4.1	16	1	3	48	16.0	35	0	
9/30	Green Bay*	12	112	9.3	55	0	1	6	6.0	6	0	
10/14	@ Chicago*	20	224	11.2	73t	3	1	9	9.0	9	0	
10/21	@ Dallas	12	63	5.3	20t	1	1	12	12.0	12	0	
10/28	Philadelphia*	20	70	3.5	17	0	0	0	0.0	0	0	
11/4	San Diego*	30	296	9.9	64t	3	1	19	19.0	19	0	
11/11	@ Green Bay*	11	45	4.1	12	0	3	14	4.7	11	0	
11/18	Oakland											
11/25	@ NY Giants											
12/2	Detroit*	15	116	7.7	28	2	1	10	10.0	10	0	
12/9	@ San Francisco	14	3	0.2	4	0	0	0	0.0	0	0	
12/17	Chicago*	20	78	3.9	28	2	1	17	17.0	17	0	
12/23	Washington*	9	27	3.0	18	0	2	21	10.5	14	0	
12/30	@ Denver	11	36	3.3	8	0	0	0	0.0	0	0	
Totals	GP/GS: 14/9	238	1,341	5.6	73t	12	19	268	14.1	60t	1	
2008	MINNESOTA											
9/8	@ Green Bay*	19	103	5.4	34	1	1	11	11.0	11	0	
9/14	Indianapolis*	23	160	5.5	29	0	4	20	5.0	13	0	
9/21	Carolina*	17	77	4.5	14	0	0	0	0.0	0	0	
9/28	@ Tennessee*	18	80	4.4	28t	2	4	21	5.3	8	0	
10/6	@ New Orleans*	21	32	1.5	7	0	1	9	9.0	9	0	
10/12	Detroit*	25	111	4.4	13	0	1	-5	-5.0	-5	0	
10/19	@ Chicago*	22	121	5.5	54t	2	1	9	9.0	9	0	
11/2	Houston*	25	139	5.6	40	1	0	0	0.0	0	0	
11/9	Green Bay*	30	192	6.4	29t	1	3	33	11.0	16	0	
11/16	@ Tampa Bay*	19	85	4.5	22	0	1	3	3.0	3	0	
11/23	@ Jacksonville	17	80	4.7	21	1	0	0	0.0	0	0	
11/30	Chicago*	28	131	4.7	59	1	2	-1	-0.5	1	0	
12/7	@ Detroit*	22	105	4.8	25	0	1	15	15.0	15	0	
12/14	@ Arizona*	28	165	5.9	32	0	0	0	0.0	0	0	
12/21	Atlanta*	22	76	3.5	17	0	2	16	8.0	11	0	
12/30	NY Giants*	12	103	4.9	67t	1	0	0	0.0	0	0	
Totals	GP/GS: 16/15	363	1,760	4.8	67t	10	21	125	6.0	16	0	
PLAYOFFS												
1/4/09	Philadelphia	20	83	4.2	40t	2	0	0	0.0	0	0	
2009	MINNESOTA											
9/13	@ Cleveland*	25	180	7.2	64t	3	1	18	18.0	18	0	
9/20	@ Detroit*	15	92	6.1	27t	1	4	24	6.0	11	0	
9/27	San Francisco*	19	85	4.5	35	0	2	14	7.0	9	0	
10/5	Green Bay*	25	55	2.2	12	1	1	0	0.0	0	0	
10/11	@ St. Louis*	14	63	4.5	15	2	2	6	3.0	9	0	
10/18	Baltimore*	22	143	6.5	58	0	4	23	5.8	10	0	
10/25	@ Pittsburgh	18	69	3.8	19	1	4	60	15.0	29	0	
11/1	@ Green Bay*	25	97	3.9	33	1	1	44	44.0	44	0	
11/15	Detroit*	18	133	7.4	43	2	2	10	5.0	11	0	
11/22	Seattle*	24	82	3.4	16	0	4	16	4.0	11	0	
11/29	Chicago*	25	85	3.4	15	1	2	18	9.0	14	0	
12/6	@ Arizona*	13	19	1.5	11	0	6	46	7.7	21	0	
12/13	Cincinnati*	26	97	3.7	15	2	3	40	13.3	28	0	
12/20	@ Carolina*	12	35	2.9	10	1	3	73	24.3	63	0	
12/28	@ Chicago*	24	94	3.9	10	2	3	43	14.3	16	0	
1/3/10	NY Giants*	9	54	6.0	23	1	1	1	1.0	1	0	
Totals	GP/GS: 16/15	314	1,383	4.4	64t	18	43	436	10.1	63	0	
PLAYOFFS												
1/17/10	Dallas*	26	63	2.4	11	0	1	19	19.0	19	0	
1/24/10	@ New Orleans*	25	122	4.9	27	3	2	14	7.0	11	0	


2010	MINNESOTA	Att.	RUSHING					RECEIVING				TD
			Yards	Avg.	Long	TD	No.	Yards	Avg.	Long		
9/9	@ New Orleans*	19	87	4.6	14	0	3	14	4.7	11	0	
9/19	Miami*	28	145	5.2	23	1	5	42	8.2	16	0	
9/26	Detroit*	23	160	7.0	80t	2	5	30	6.0	17	0	
10/11	@ NY Jets*	18	88	4.9	30	0	1	20	20.0	20	0	
10/17	Dallas*	24	73	3.0	15	1	1	-2	-2.0	-2	0	
10/24	@ Green Bay*	28	131	4.7	17	1	2	41	20.5	26	0	
10/31	@ New England*	25	92	3.7	9	1	5	50	10.0	25	0	
11/7	Arizona*	15	81	5.4	30	1	4	63	15.8	33	1	
11/14	@ Chicago*	17	51	3.0	20	0	4	24	6.0	8	0	
11/21	Green Bay*	14	72	5.1	25	0	1	16	16.0	16	0	
11/28	@ Washington*	6	36	6.0	14	0	1	34	34.0	34	0	
12/5	Buffalo*	16	106	6.7	43t	3	1	1	1.0	1	0	
12/13	NY Giants*	14	26	1.9	7	0	0	0	0.0	0	0	
12/20	Chicago		INACTIVE									
12/28	@ Philadelphia*	22	118	5.4	27	1	1	11	11.0	11	0	
1/2/11	@ Detroit*	14	31	2.2	10	0	2	-2	-1.0	6	0	
Totals	GP/GS: 15/15	283	1,298	4.6	80t	12	36	341	9.5	34	1	

2011	MINNESOTA	Att.	RUSHING					RECEIVING				TD
			Yards	Avg.	Long	TD	No.	Yards	Avg.	Long		
9/11	@ San Diego*	16	98	6.1	46	0	2	6	3.0	4	0	
9/18	Tampa Bay*	25	120	4.8	19	2	2	21	10.5	10	0	
9/25	Detroit*	17	78	5.0	43	1	4	19	4.8	7	0	
10/2	@ Kansas City*	23	80	3.5	14	0	1	3	3.0	3	0	
10/9	Arizona*	29	122	4.2	24	3	0	0	0.0	0	0	
10/16	@ Chicago*	12	39	3.3	8	1	1	0	0.0	0	0	
10/23	Green Bay*	24	175	7.3	54	1	1	0	0.0	0	0	
10/30	@ Carolina*	20	83	4.1	15	1	5	76	15.2	22	1	
11/14	Green Bay*	14	51	3.6	13	1	0	0	0.0	0	0	
11/20	Oakland*	6	26	4.3	12t	1	0	0	0.0	0	0	
11/27	@ Atlanta		INACTIVE									
12/4	Denver		INACTIVE									
12/11	@ Detroit		INACTIVE									
12/18	New Orleans*	10	60	6.0	39	0	0	0.0	0	0	0	
12/24	@ Washington*	12	38	3.2	12	1	2	14	7.0	9	0	
1/1/12	Chicago		INJURED RESERVE									
Totals	GP/GS: 12/12	208	970	4.7	54	12	18	139	7.7	22	1	

2012	MINNESOTA	Att.	RUSHING					RECEIVING				TD
			Yards	Avg.	Long	TD	No.	Yards	Avg.	Long		
9/9	Jacksonville*	17	84	4.9	20	2	1	3	3.0	3	0	
9/16	@ Indianapolis*	16	60	3.8	6	0	3	20	6.7	20	0	
9/23	San Francisco*	25	86	3.4	20	0	2	21	10.5	12	0	
9/30	@ Detroit*	21	102	4.9	18	0	4	20	5.0	9	0	
10/7	Tennessee*	17	88	5.2	34	0	3	15	5.0	10	0	
10/14	@ Washington*	17	79	4.6	32	0	7	50	7.1	18	0	
10/21	Arizona*	23	153	6.7	27	1	2	6	3.0	4	0	
10/25	Tampa Bay*	14	123	8.2	64t	1	1	4	4.0	4	0	
11/4	@ Seattle*	17	182	10.7	74	2	3	11	3.7	5	0	
11/11	Detroit*	27	171	6.3	61t	1	3	5	1.7	6	0	
11/25	@ Chicago*	18	108	6.0	23	0	6	30	5.0	9	0	
12/2	@ Green Bay*	21	210	10.0	82t	1	1	10	10.0	10	0	
12/9	Chicago*	31	154	5.0	51	2	2	16	8.0	14	0	
12/16	@ St. Louis*	24	212	8.8	82t	1	0	0	0.0	0	0	
12/23	@ Houston*	25	86	3.4	21	0	1	4	4.0	4	0	
12/30	Green Bay*	34	199	5.9	28	1	1	2	2.0	2t	1	
Totals	GP/GS: 16/16	348	2,097	6.0	82t	12	177	1,526	8.6	63	4	

PLAYOFFS											
1/5/13	@ Green Bay*	22	99	4.5	18	0	1	8	8.0	8	0

EXTRA POINTS HISTORY RECORDS PLAYOFF RECORDS ROOKIES PLAYERS COACHES STAFF EXECUTIVES KICKOFF



CHRISTIAN PONDER #7

POSITION: Quarterback

HEIGHT/WEIGHT: 6-2/229

DOB: 2-25-88

HOMETOWN: Colleyville, TX

COLLEGE: Florida State

ACQUIRED: D1 (#12) for 2011

NFL SEASON: 3

VIKINGS SEASON: 3

GAMES/STARTS (regular season, playoffs) 2011 (11/10), 2012 (16/16). **Total-** 27/26.

- Posted career-best 120.2 passer rating in 2012 regular season finale vs. Green Bay (12/30/12) in must-win game to earn Wild Card playoff berth.

- Father, David, was a DT at FSU from 1980-83 who went on to play for the Dallas Cowboys and in the Canadian Football League.

OFF THE FIELD Earned bachelor's degree in finance in only 2 1/2 years at FSU and went on to earn his MBA, playing his final season of football for the Seminoles with both degrees in hand, earning the bachelor's in May 2008 and MBA in May 2010... Earned National Football Foundation/College Football Hall of Fame Scholar-Athlete Award... Father, David Ponder, was a DT for FSU from 1980-83 who played for Dallas in 1985... Married during 2012 season to ESPN reporter Samantha Steele... Couple is active with MAD Ministries, an organization that benefits inner-city youth in the US and internationally.

HONORS Named inaugural **Vikings Children's Fund Rookie of the Year** for 2011.

PRO Started all 16 regular season games in 2012, only the 6th QB in team history to achieve the feat... Had 8 games in 2012 when he didn't throw an INT, tied for the 2nd-most games in Vikings history... Became the 3rd QB drafted in the 1st round by the Vikings, joining Tommy Kramer (#27, 1977) and Daunte Culpepper (#11, 1999)... Last QB from FSU drafted by the Vikings was Brad Johnson (9th round, 1992)... Was the 4th QB selected in the 2011 Draft following Cam Newton, Jake Locker and Blaine Gabbert.

2012 Helped key Vikings biggest turnaround in franchise history, going from 3-13 in 2011 to 10-6 and earning a Wild Card playoff berth in 2012... Started all 16 regular season games, the 6th QB in team history to achieve the mark... His 10 wins on the season is tied for the 7th-best mark in team history... Since the

NFL expanded to a 16-game schedule, only 3 Vikings QBs have won more games in a season than Ponder's 10 in 2012, Randall Cunningham (13, 1998), Brett Favre (12, 2009) and Daunte Culpepper (11, 2000)... Tied for 2nd-best in Vikings history with 8 games on the season without throwing an INT, trailing only Favre's 10 games in 2009... Rambled for the 4th-longest TD run by a Vikings QB in team history with 23-yard scoring jaunt vs. San Francisco (9/23)... Led team to a pair of comeback victories vs. Jacksonville (9/9) and vs. Green Bay (12/30)... Had 4 games with 100+ passer rating, going 3-1 in those games... Posted career-best 120.2 passer rating vs. Green Bay (12/30) and tied career-high 3 passing TDs in season finale... Notched season-high 352 passing yards at Washington (10/14).

2011 Started final 10 games of season, matching Fran Tarkenton for team record for starts by a rookie QB and tied Tarkenton's team record with 2 wins as a rookie... Set Vikings record for passing yards in a game with 381 vs. Denver (12/4), breaking Tarkenton's 51-year-old record by over 100 yards... Had a pair of games with a 100+ passer rating... Set team records for attempts, completions and completion % by a rookie QB for a season and single-game rookie records passing attempts, completions and longest pass play... Ranks 2nd among Vikings rookie QBs for passing TDs in a season and passing yards in a season... Started 1st career game vs. Green Bay (10/23) and set Vikings record on 1st play from scrimmage with a 72-yard pass to Michael Jenkins, the longest pass play by a Vikings rookie QB... Saw 1st game action of career at Chicago (10/16) on Sunday Night Football... Earned 1st career win at Carolina (10/30) in 2nd career start, taking team on a 7-minute drive in the 4th quarter for a game-winning FG in the 24-21 win... Started win at Washington (12/24) but left in 3rd quarter with concussion, relieved by backup Joe Webb.

COLLEGE Ended Seminoles career ranked 3rd in school history with 22 career wins... Started 12 games as a senior, 9 as a junior and 13 as a sophomore... Named FSU offensive MVP as a sophomore in 2008... As a senior, became the 1st FSU QB to

IN IT TO WIN IT

Christian Ponder started all 16 games in 2012 and helped the club post a 10-6 mark, giving the team the biggest single-season turnaround in club history from the 3-13 campaign in 2011, a 7-win improvement that resulted in a playoff berth. Ponder joined elite company in Vikings history by winning 10+ games, becoming only the 7th player to achieve the feat. If Ponder post another 10+ win season, he will become only the 2nd Vikings QB to do so in consecutive seasons, joining Fran Tarkenton in 1975-76.

VIKINGS QBs WINNING 10+ GAMES AS STARTER

PLAYER, SEASON	RECORD
Randall Cunningham, 1998	13-1
Brett Favre, 2009	12-4
Fran Tarkenton, 1975	12-2
Fran Tarkenton, 1973	12-2
Joe Kapp, 1969	12-1
Daunte Culpepper, 2000	11-5
Christian Ponder, 2012	10-6
Fran Tarkenton, 1976	10-2-1
Gary Couzzo, 1970	10-2

PONDER PROTECTS THE BALL

Christian Ponder improved markedly by dropping his INT % (interceptions/pass attempts) from his rookie season in 2011 to 2012. Ponder's 2.4 INT % for the 2012 season placed him in a tie for 7th in Vikings history and his career mark of 3.2 has him tied for 5th-best by a Viking entering 2013.

VIKINGS CAREER INTERCEPTION PERCENTAGE

PLAYER	INT %
Brad Johnson	2.9%
Brett Favre	2.9%
Steve Dils	2.9%
Warren Moon	2.9%
Christian Ponder	3.2%
Randall Cunningham	3.2%

GAMES WITHOUT AN INT BY VIKINGS QBs IN A SEASON

PLAYER, SEASON	GAMES W/O INT (W-L)
Brett Favre, 2009	10 (9-1)
Christian Ponder, 2012	8 (7-1)
Daunte Culpepper, 2004	8 (4-4)
Warren Moon, 1995	8 (4-4)

KICKOFF
EXECUTIVES
STAFF
COACHES
PLAYERS
ROOKIES
2012 SEASON
RECORDS
PLAYOFF RECORDS
HISTORY
EXTRA POINTS

lead team to wins over Miami and Florida in the same season since Chris Weinke in 1999...As a senior, was a finalist for the Johnny Unitas Golden Arm Award...Finalist for Wuerffel Trophy, Maxwell Award and Manning Award as a junior...Threw a TD pass in 25 of his final 34 games...Left FSU ranked among the all-time school leaders in career completion percentage (2nd, 61.8%), career total offense (3rd, 7,705 yds), career completions (3rd, 596), career passing yards (4th, 6,872) and career passing TDs (5th, 49)...Threw for career-high 20 TDs as a senior and started 12 games...Ran for 423 yards as a sophomore, the 1st FSU QB to run for 400+ yards since Charlie Ward...Ran for 144 yards in win at Miami as a sophomore, the 2nd-best by an FSU QB in school history and the best mark in 60 years, 2 yards shy of Ken MacLean's mark of 146 against Cumberland in 1948...As a junior, tied FSU and ACC record with a 98-yard TD pass to

Rod Owens at North Carolina as part of a 2nd-half comeback rally to win...Threw for career-best 395 yards at North Carolina as a junior with career-best 33 completions...Had career-best 5 TD passes against Georgia Tech as a junior...During an injury-shortened junior season, posted impressive numbers and led the ACC with 321.8 yards per game of total offense...Earned All-ACC Honorable Mention as a junior...Helped FSU snap BYU's 18-game home winning streak as a junior in a 52-48 win at the #7 Cougars.

PREP Earned All-District V and All-Region I Class 5A as a senior at Heritage High in Colleyville, TX...Threw for 20 TDs and rushed for 12 more as a senior...Threw for 318 yards and 3 TDs against eventual state champion and perennial power Southlake Carroll as a senior.

PONDER'S NFL TOTALS

PASSING

Year	GP/GS	Att.	Comp.	Pct.	Yards	Yds/Att	TD	INT	LG	Sk/Yds	Rating
2011 (Minn)	11/10	291	158	54.3	1,853	6.4	13	13	72	30/164	70.1
2012 (Minn)	16/16	483	300	62.1	2,935	6.1	18	12	65	32/184	81.2
Totals	27/20	774	458	59.2	4,788	6.2	31	25	72	62/348	77.1

Record as Starter (regular/playoffs): 12-14; 2-8 in 2011, 10-6 in 2012.

RUSHING

Year	Att.	Yards	Avg.	LG	TD
2011	28	219	7.8	28	0
2012	60	253	4.2	29	2
Totals	88	472	5.4	29	2

SINGLE-GAME CAREER HIGHS

- Attempts52..... @ Washington, 10/14/12
- Completions39..... vs. Denver, 12/4/11
- Passing Yards381..... vs. Denver, 12/4/11
- Long Pass72..... vs. Green Bay, 10/23/11 (to M. Jenkins)
- Highest QB Rating120.2..... vs. Green Bay, 12/30/12
- Passing TDs3..... vs. Denver, 12/4/11; vs. Green Bay, 12/30/12
- Interceptions3..... vs. Oakland, 11/20/11; @ Detroit, 12/11/11
- Rushing Attempts7..... vs. San Francisco, 9/23/12; @ Houston, 12/23/12
- Rushing Yards71..... vs. Oakland, 11/20/11
- Long Rush28..... vs. Oakland, 11/20/11
- Rushing TDs1..... vs. San Francisco, 9/23/12; @ St. Louis, 12/16/12

PONDER'S TOUCHDOWNS

GAME

	Play
vs. Green Bay, 10/23/11.....	2 pass to Shiancoe, 24 pass to Jenkins
@ Carolina, 10/30/11.....	19 pass to Peterson
vs. Oakland, 11/20/11.....	26 pass to Harvin, 1 pass to Rudolph
@ Atlanta, 11/27/11.....	38 pass to Harvin
vs. Denver, 12/4/11.....	19 pass to Rudolph, 52 pass to Harvin, 48 pass to Harvin
@ Detroit, 12/11/11.....	7 pass to Shiancoe, 6 pass to Harvin
vs. New Orleans, 12/18/11.....	10 pass to Gerhart, 16 pass to Gerhart
@ Indianapolis, 9/16/12.....	7 pass to Burton, 6 pass to Rudolph
vs. San Francisco, 9/23/12.....	1 pass to Rudolph, 23 run, 2 pass to Rudolph
vs. Tennessee, 10/7/12.....	10 pass to Harvin, 15 pass to Rudolph
@ Washington, 10/14/12.....	9 pass to Jenkins, 1 pass to Rudolph
vs. Arizona, 10/21/12.....	3 pass to Harvin
vs. Tampa Bay, 10/25/12.....	18 pass to Harvin
vs. Detroit, 11/11/12.....	3 pass to Wright, 20 pass to Rudolph
@ Chicago, 11/25/12.....	2 pass to Rudolph
@ Green Bay, 12/2/12.....	7 pass to Rudolph
@ St. Louis, 12/16/12.....	5 run
@ Houston, 12/23/12.....	3 pass to Rudolph
vs. Green Bay, 12/30/12.....	8 pass to Wright, 2 pass to Peterson, 3 pass to Jenkins
Total	33 (31 passing, 2 rushing)

KICKOFF EXECUTIVES STAFF COACHES PLAYERS ROOKIES 2012 SEASON RECORDS PLAYOFF RECORDS HISTORY EXTRA POINTS

PONDER'S CAREER GAME-BY-GAME (* starts; scores for games started only)

2011 MINNESOTA	Att.	Comp.	Yards	Pct.	TD	INT	Lg	Sk/Yds	Rating	Rush	Yds	TD	Score
10/16.....@ Chicago	17	9	99	52.9	0	0	23	0/0	70.5	1	8	0	
10/23.....Green Bay*	32	13	219	40.6	2	2	72	2/2	59.2	4	31	0	L 27-33
10/30.....@ Carolina*	28	18	236	64.2	1	0	24	4/7	102.7	4	4	0	W 24-21
11/14.....@ Green Bay*	34	16	190	47.0	0	1	33	3/28	52.3	2	17	0	L 7-45
11/20.....Oakland*	33	19	211	57.5	2	3	42	5/24	59.0	5	71	0	L 21-27
11/27.....@ Atlanta*	25	17	186	68.0	1	0	39	4/24	103.1	2	9	0	L 14-24
12/4.....Denver*	47	29	381	61.7	3	2	52t	3/29	90.8	1	12	0	L 32-35
12/11.....@ Detroit*	21	11	115	52.3	2	3	28	3/28	60.7	2	13	0	L 28-34
12/18.....New Orleans*	31	14	120	45.1	2	1	16t	4/18	63.9	3	34	0	L 20-42
12/24.....@ Washington*	13	8	68	61.5	0	0	14	1/1	75.2	4	20	0	W 33-26
1/1/12.....Chicago*	10	4	28	40.0	0	1	11	1/3	8.3	0	0	0	L 13-17
Totals	291	158	1,853	54.3	13	13	72	30/164	70.1	28	219	0	

2012 MINNESOTA	Att.	Comp.	Yards	Pct.	TD	INT	Lg	Sk/Yds	Rating	Rush	Yds	TD	Score
9/9.....Jacksonville*	27	20	270	74.0	0	0	29	2/4	105.5	1	1	0	W 26-23
9/16.....@ Indianapolis*	35	27	245	77.1	2	0	20	4/13	114.6	3	7	0	L 20-23
9/23.....San Francisco*	35	21	198	60.0	2	0	24	0/0	94.7	7	33	1	W 24-13
9/30.....@ Detroit*	26	16	111	61.5	0	0	27	2/11	71.2	1	5	0	W 20-13
10/7.....Tennessee*	35	25	258	71.4	2	2	45	1/0	87.6	3	31	0	W 30-7
10/14.....@ Washington*	52	35	352	67.3	2	2	23	4/25	83.2	4	13	0	L 26-38
10/21.....Arizona*	17	8	58	47.0	1	2	14	3/15	35.5	1	2	0	W 21-14
10/25.....Tampa Bay*	35	19	251	54.2	1	1	33	3/22	74.8	4	12	0	L 17-36
11/4.....@ Seattle*	22	11	63	50.0	0	1	14	4/19	37.3	5	23	0	L 20-30
11/11.....Detroit*	32	24	221	75.0	2	0	54	2/14	114.2	6	22	20	W 34-24
11/25.....@ Chicago*	43	22	159	51.1	1	1	25	2/15	58.2	2	6	0	L 10-28
12/2.....@ Green Bay*	25	12	119	48.0	1	2	21	0/0	41.9	6	28	0	L 14-23
12/9.....Chicago*	17	11	91	64.7	0	1	16	1/14	53.8	4	0	0	W 21-14
12/16.....@ St. Louis*	24	17	131	70.8	0	0	14	2/22	83.9	4	6	1	W 36-22
12/23.....@ Houston*	30	16	174	53.3	1	0	32	1/3	81.8	7	48	0	W 23-6
12/30.....Green Bay*	28	16	234	57.1	3	0	65	1/7	120.2	2	16	0	W 37-34
Totals	483	300	2,935	62.1	18	12	65	32/184	81.2	60	253	2	

PLAYOFFS

1/5/11.....@ Green Bay..... INACTIVE



Christian Ponder was a special guest at Oltnan Middle School during the 2012 season as part of the Verizon "Take a Player to School" program. Ponder has been active with a variety of community outreach efforts since joining the Vikings in 2011 and is quick to join teammates in their special causes.



MISTRAL RAYMOND #41

POSITION: Safety
HEIGHT/WEIGHT: 6-1/202
DOB: 9-7-87
HOMETOWN: Palmetto, FL

COLLEGE: South Florida
ACQUIRED: D6b (#170) for 2011
NFL SEASON: 3
VIKINGS SEASON: 3

GAMES/STARTS (regular season, playoffs) 2011 (10/5), 2012 (10/3, 1/0). **Total-** 20/8, 1/0.

- Started final 5 games of rookie season, the lowest-drafted Viking to start a game in the 2011 rookie class.
- Former walk-on at USF went on to earn 2nd-Team All-Big East as a senior.

OFF THE FIELD Majored in communications at USF...Known by his nickname- Skinny...Turned down scholarship offers coming out of junior college to walk on at South Florida to be closer to his family in Palmetto, FL...Family suffered tragedy and violence during his collegiate career but he was not derailed by it... Name is pronounced miss-Trail...Received the Freddie Solomon Moral Courage Award in Tampa, FL during the 2012 offseason.

PRO Was the 3rd of 4 selections by the Vikings in the 6th round of the 2011 Draft...Is the 1st USF player drafted by the Vikings in club history...USF began football in 1997...Played under USF head coach Skip Holtz, the son of legendary coach Lou Holtz.

2012 Started the opening 3 games of the season before being sidelined with ankle injury...Missed games 4-9, at Detroit (9/30) through at Seattle (11/4)...Had season-high 6 tackles vs. Green Bay (12/30) in season finale win that earned Vikings a Wild Card Playoff berth...Notched 5 tackles at Chicago (11/25)... Had 2 passes defended in opener vs. Jacksonville (9/9)...Saw action in his 1st career playoff game at Green Bay (1/5/13) in Wild Card round.

2011 Started final 5 games and played in the final 10...Lowest-drafted Vikings rookie to start during the season...Snared 1st career INT at Washington (12/24) when he grabbed a Rex Grossman pass and returned it 31 yards...Started 1st game vs. Denver (12/4)...Played in 1st game vs. Green Bay (10/23), seeing action on special teams...Posted career-best 7 tackles in

consecutive weeks vs. New Orleans (12/18) and at Washington (12/24)...Recorded 1st career defensive stats with 3 tackles vs. Oakland (11/20).

COLLEGE Beat the odds to develop from a walk-on for USF to a team captain and 2nd-Team All-Big East honoree...Started 11 of the 12 games he played as a senior in 2010...Posted career-best 56 tackles in 2010, ranking 5th on USF team...Led Bulls with 7 passes defended...Notched career-high 10 tackles and snared an INT against Cincinnati in 2010...Had 7 tackles against West Virginia and Pitt...Helped USF to Meineke Car Care Bowl win over Clemson to wrap up college career...Started 4 games and played in 13 as a junior...Grabbed 1st INT with USF against Western Kentucky at the back of the end zone...Posted 5 tackles against Louisville and UConn...Honored by team with the Green and Gold Award as the top walk-on...Transferred to USF from Ellsworth Community College in Iowa...Played in 2007 for Ellsworth, notching 66 tackles and an INT...Spent 2006 as a walk-on at Ellsworth and did not play in a game.

PREP Attended Palmetto High in Palmetto, FL...Played WR and DB as a prep, but was not highly recruited.

RAYMOND'S NFL TOTALS


Year	GP/GS	Tackles								Special	
		Solo	Asst.	Total	Sacks	INTs	PBU	TFL	QBH	FF/FR	Teams
2011 (Minn)	10/5	15	21	36	0.0	1 (31)	2	0	2	0/1	2
2012 (Minn)	10/3	17	9	26	0.0	0	5	0	0	0/0	0
Playoffs	1/0	1	0	1	0.0	0	0	0	0	0/0	0
Totals	20/8	32	30	62	0.0	1 (31)	7	0	2	0/1	2
Playoffs	1/0	1	0	1	0.0	0	0	0	0	0/0	0

SINGLE-GAME CAREER HIGHS

Tackles.....7..... vs. New Orleans, 12/18/11; @ Washington, 12/24/11
 Interceptions1..... @ Washington, 12/24/11
 Fumble Recovery1..... vs. New Orleans, 12/18/11
 QB Hurries1..... vs. Oakland, 11/20/11; @ Washington, 12/24/11
 Pass Defended2..... vs. Jacksonville, 9/9/12

RAYMOND'S INTERCEPTION

GAME	QB	INTs (Yds)
@ Washington, 12/24/11	Rex Grossman	1 (31)
Total		1 (31)



D'AUNDRE REED #91

POSITION: Defensive End
HEIGHT/WEIGHT: 6-4/260
DOB: 1-1-88
HOMETOWN: Moreno Valley, CA

COLLEGE: Arizona
ACQUIRED: D7a (#215) for 2011
NFL SEASON: 3
VIKINGS SEASON: 3

GAMES/STARTS (regular season, playoffs) 2011 (0/0), 2012 (6/0). **Total-** 6/0.

- Saw action in 6 games in the 2012 season.
- Is the 4th player from University of Arizona drafted by the Vikings in franchise history.

OFF THE FIELD Majored in sociology...Explored Minnesota's North Shore during 2012 offseason.

PRO Will push for more playing time in 2013 after seeing action in 6 contests during 2012 season...Was inactive for all 16 games as a rookie in 2011...Becomes the 4th Arizona Wildcat drafted by the Vikings.

2012 Played in 1st career games in his 2nd season with the Vikings...Saw action in 6 games, primarily on special teams...Notched 1st career stats with a tackle on defense at Detroit (9/30)...Was inactive for 8 games during regular season and Wild Card Playoff game at Green Bay (1/5/13).

REED'S NFL TOTALS

Year	GP/GS	Tackles			Sacks	INTs	PBU	TFL	QBH	FF/FR	Special Teams
		Solo	Asst.	Total							
2012 (Minn).....	6/0	0	1	1	0.0	0	0	0	0	0/0	0
Totals	6/0	0	1	1	0.0	0	0	0	0	0/0	0

SINGLE-GAME CAREER HIGHS

Tackles.....1..... at Detroit, 9/30/12



JOSH ROBINSON #21

POSITION: Cornerback
HEIGHT/WEIGHT: 5-10/199
DOB: 1-8-91
HOMETOWN: Sunrise, FL

COLLEGE: Central Florida
ACQUIRED: D3 (#66) for 2012
NFL SEASON: 2
VIKINGS SEASON: 2

GAMES/STARTS (regular season, playoffs) 2012 (16/6, 1/0). **Total-** 16/6, 1/0.

- Started 6 games as a rookie and played in every game, including Wild Card playoff.
- Tied for 2nd on team in 2012 with 2 INTs and ranked 2nd with 68 INT return yards.

OFF THE FIELD Majored in criminal justice...Hosted his draft party at his church, the Hallandale Beach Church of Christ... Played at UCF under head coach George O'Leary, the Vikings former defensive coordinator...Is the youngest of 3 boys in his family...Enjoys fishing and bowling in his free time...Married during 2013 offseason.

PRO Declared for NFL Draft following his junior season...The 2nd DB selected by the Vikings with their top 3 choices in the 2012 Draft and and 1 of 3 DBs drafted in the Vikings 10 choices...

2011 Was inactive for all 16 games...Part of 9 players from the 10-member Vikings draft class that were on the 53-man roster during the season...Posted impressive preseason.

COLLEGE Played in 47 games during his Arizona career and started 8 times...Wildcats qualified for 3 straight bowl games from 2008-10 for the 1st time since 1992-94...Helped UA post 7+ wins in his final 3 seasons...Played in all 39 games for Arizona from 2008-10...Arizona topped BYU in the Las Vegas Bowl following the 2008 season...Played in 13 games with 1 start as a senior...Notched career-best 6 tackles in games vs. Oregon and Arizona State as a senior...Capped collegiate career with loss to Oklahoma State in Alamo Bowl.

PREP Standout defensive lineman and TE at Rancho Verde High in Moreno Valley, CA...Named to CIF Southern Section Division V 1st-Team defense as a senior...Excelled in discus... Played safety early in his high school career.

Posted the fastest 40-yard dash time at the 2012 combine at 4.33...Was the 1st player selected from a Florida college in the 2012 Draft...Is the 1st UCF player drafted by the Vikings since Daunte Culpepper in the 1st round of 1999...Selected in 3rd round (#66 overall).

2012 Started 6 games in debut season, the 2nd most by a Vikings rookie defender behind Harrison Smith...Snared a pair of INTs, tied for 2nd-most by a Viking...Saw action in all 16 games and the Wild Card playoff at Green Bay (1/5/13)... Grabbed 1st career INT off Alex Smith vs. San Francisco (9/23) and notched a 24-yard return on the play...Started 1st career game at Detroit (9/30)...Had 2nd career INT vs. Chicago (12/9), returning the ball 44 yards to set up an Adrian Peterson TD run...Saw spot duty as a kickoff return man, taking back 3 for 61 yards on the season with a long of 24 vs. Green Bay (12/30) in the regular season finale...Started at Detroit and following

week vs. Tennessee (10/7), at Seattle (11/4) and in 3 straight games at Green Bay (12/2), vs. Chicago (12/9) and at St. Louis (12/16)...Started in place of Chris Cook when he spent 6 weeks on injured reserve before returning to the lineup at Houston (12/23)...Had season-high 8 tackles in 1st career start at Detroit (9/30) with 7 solo stops...Tied season-high 7 solos the following week vs. Tennessee (10/7)...Played in 1st career playoff game at Green Bay (1/5/13).

COLLEGE Started 35 of his 38 career games played...Earned 1st-Team All-Conference USA as a sophomore and junior while garnering 2nd-Team honors as a true freshman...Set UCF freshman record with 6 INTs as a true freshman in 2009 and his 6 picks tied for 2nd in the Golden Knights' single-season records...Notched 10 career INTs, good for 5th in UCF history and his 147 career INT return yards ranks 8th in school history...Notched 15 passes defended as a junior, which tied for 2nd in

ROBINSON'S NFL TOTALS

Year	GP/GS	Tackles			Sacks	INTs	PBU	TFL	QBH	FF/FR	Special Teams
		Solo	Asst.	Total							
2012 (Minn).....	16/6	51	10	61	0.0	2 (68)	9	0	0	0/0	6
Playoffs.....	1/0	0	0	0	0.0	0	1	0.0	0	0/0	1
Totals.....	16/6	51	10	61	0.0	2 (68)	9	0	0	0/0	6
Playoffs.....	1/0	0	0	0	0.0	0	1	0.0	0	0/0	1

SINGLE-GAME CAREER HIGHS

Tackles..... 8..... at Detroit, 9/30/12
 Solo Tackles.....7..... at Detroit, 9/30/12; vs. Tennessee, 10/7/12
 Interception.....1..... vs. San Francisco, 9/23/12; vs. Chicago, 12/9/12
 Passes Defended.....2..... at Detroit, 9/30/12; vs. Tennessee, 10/7/12
 Long INT Return..... 44..... vs. Chicago, 12/9/12

UCF history in a season...Scored 2 career TDs on INTs and 1 on a FR...Served as regular punt returner as a sophomore...Ended career with 27 punt returns and 355 yards, good for 7th and 6th respectively in school history, posting a 13.2 average on returns, the 4th-best in the UCF books...His 15.2 average as a sophomore ranked 2nd in school records...Scored on a 56-yard fumble recovery vs. Alabama-Birmingham in 2010...Started 11 of the 13 games he played as a true freshman in 2009 en route to 2nd-Team All-C USA honors and a spot on C USA All-Freshman team...Notched 25-yard INT return TD at Rice in 2009 for 1st career score.

PREP Standout WR at Plantation High and excelled in return game...Selected to Dade-Broward All-Star Game.

ROBINSON'S INTERCEPTIONS		
GAME	QB	INTs (Yds)
vs. San Francisco, 9/23/12.....	Alex Smith	1 (24)
vs. Chicago, 12/9/12.....	Jay Cutler	1 (44)
Total.....		2 (68)



BRIAN ROBISON #96

POSITION: Defensive End
HEIGHT/WEIGHT: 6-3/259
DOB: 4-27-83
HOMETOWN: Splendora, TX
COLLEGE: Texas
ACQUIRED: D4 (#102) for 2007
NFL SEASON: 7
VIKINGS SEASON: 7

GAMES/STARTS (regular season, playoffs) 2007 (16/5), 2008 (15/0, 1/1), 2009 (16/0, 2/0), 2010 (16/2), 2011 (16/16), 2012 (15/15, 1/1). **Total-** 94/38, 4/2.

- Notched career-best 8.5 sacks in 2012 and had career-best 3.5 sacks in a game vs. Arizona (10/21/12).
- Goes down in history as the last Viking to sack Brett Favre in game vs. Green Bay (9/30/07).
- Exceptional UT athlete was a full-time starter his final 3 seasons in football and was NCAA runner-up in the shot put.

OFF THE FIELD Majored in liberal arts at Texas...Father played on the Ranger (TX) Junior College team that won a national title...Wife, Jayme Miller, is an accomplished rodeo barrel racer...Couple has a daughter, Madelyn...Competed in shot put during 2009 offseason, re-kindling his track and field skills as an unattached thrower...Avid fisherman, especially bass, spends his free time prowling the waters in Texas and Minnesota.

HONORS 2007 Pro Football Weekly All-Rookie Team.

PRO Set career-best with 8.5 sacks in 2012...Played in 4th and started 2nd career playoff game in Wild Card matchup at Green Bay (1/5/13)...Had career-best 3.5 sack day vs. Arizona (10/21/12)...Stepped into full-time starters job at LDE opposite Jared Allen for 2011...Helped Vikings amass 50 sacks to tie for the NFL lead and part of defensive line that produced Allen's Vikings-record and NFL-leading 22.0 sacks...Signed contract extension in 2011 off-season...Productive player who provides quality depth along the Vikings star-studded defensive line...Was the last Viking to sack Packers QB Brett Favre.

2012 Spent 2nd season as full-time starter at LDE...Started all 15 games he played in regular season and started Wild Card playoff game...Had career-best with 8.5 sacks and ranked 2nd on team behind Jared Allen...Posted career-high 8 passes defended, tied for the 2nd-most in team history by a defensive lineman in a season...Ranked tied for 2nd on season with 3 FFs...Set career-best with 3.5 sacks vs. Arizona (10/21)...Notched 3 passes defended vs. Tampa Bay (10/25)...Notched

KICKOFF
 EXECUTIVES
 STAFF
 COACHES
 PLAYERS
 ROOKIES
 2012 SEASON
 RECORDS
 PLAYOFF RECORDS
 HISTORY
 EXTRA POINTS

career-best 11 tackles vs. Arizona (10/21) and tied career-high with 6 QB hurries during game.

2011 Took over at full-time starter at LDE in 2011, posting career-best 8.0 sacks, ranking 2nd on team...Helped Vikings tie for NFL lead with 50 sacks as a team, the 3rd-most in Vikings history...Part of defensive line that produced 40.5 of the 50 team sacks...Started opposite Jared Allen as he set the Vikings single-season record with 22.0 sacks and led the NFL...Ranked 2nd on team with 40 QB hurries...Started season fast with 4.5 sacks in opening 5 games...Tied career-high with 2.0 sacks vs. Detroit (9/25) and Arizona (10/9).

2010 Helped Vikings defense rank #8 in the NFL, the 3rd straight season with a top-10 ranking in the League...Started a pair of games at LDE in place of Ray Edwards, vs. Buffalo (12/5) and vs. NY Giants (12/13)...Saw action in all 16 games...Notched 1st sack of season when he caught Shaun Hill vs. Detroit (9/26)...Recovered a pair of fumbles vs. Buffalo (12/5)...Replaced Edwards in the 2nd half of game at Washington (11/28) where he notched a sack of Donovan McNabb and added 3 QB hurries in the win.

2009 Tied career-best with 4.5 sacks on the season...Posted sacks in 3 of the final 4 regular season games...Played in all 16 games and both playoff contests...Ranked 4th on team with 13 QB hurries...Had 1.5 of the Vikings 8.0 sacks against Green Bay (10/5), which was 1 sack shy of the Vikings team record in a game...Posted 3 tackles at Arizona (12/6).

ROBISON'S NFL TOTALS

Year	GP/GS	Tackles					INTs	PBU	TFL	QBH	FF/FR	Special Teams
		Solo	Asst.	Total	Sacks							
2007 (Minn).....	16/5	15	10	25	4.5	0	0	6.0	14	1/0	2	
2008 (Minn).....	15/0	12	8	20	2.5	0	1	3.0	19	1/0	0	
Playoffs.....	1/1	2	0	2	0.0	0	0	1.0	7	0/0	0	
2009 (Minn).....	16/0	10	2	12	4.5	0	0	2.0	13	0/0	1	
Playoffs.....	2/0	1	0	1	0.0	0	0	0.0	2	0/0	0	
2010 (Minn).....	16/2	14	4	18	2.0	0	1	2.0	15	0/2	0	
2011 (Minn).....	16/16	33	21	54	8.0	0	1	10.0	40	3/2	0	
2012 (Minn).....	15/15	26	26	52	8.5	0	8	8.0	21	3/1	0	
Playoffs.....	1/1	0	0	0	0.0	0	0	0.0	0	0/0	0	
Totals.....	94/38	110	71	181	30.0	0	11	31.0	122	8/5	3	
Playoffs.....	4/2	3	0	3	0.0	0	0	1.0	9	0/0	0	

SINGLE-GAME CAREER HIGHS

Tackles.....11... vs. Arizona, 10/21/12
 Sacks3.5... vs. Arizona, 10/21/12
 Forced Fumble.....1... 8 times, last vs. Green Bay, 12/30/12
 Fumble Recoveries.....2... vs. Buffalo, 12/5/10
 QB Hurries6... vs. Tampa Bay, 9/18/11; vs. Arizona, 10/21/12
 Tackle For Loss.....3.0... vs. Arizona, 10/21/12
 Pass Defensed.....3... vs. Tampa Bay, 10/25/12

ROBISON'S SACKS

GAME	QB	SACKS
vs. Atlanta, 9/9/07.....	Joey Harrington	2.0
vs. Green Bay, 9/30/07.....	Brett Favre	1.0
@ Dallas, 10/21/07.....	Tony Romo	0.5
vs. Oakland, 11/18/07.....	Daunte Culpepper	1.0
vs. Green Bay, 11/9/08.....	Aaron Rodgers	1.0
vs. Chicago, 11/30/08.....	Kyle Orton	0.5
@ Arizona, 12/14/08.....	Kurt Warner	1.0
vs. Green Bay, 10/5/09.....	Aaron Rodgers	1.5
vs. Cincinnati, 12/13/09.....	Carson Palmer	1.0
@ Chicago, 12/28/09.....	Jay Cutler	1.0
vs. NY Giants, 1/3/10.....	Eli Manning	1.0
vs. Detroit, 9/26/10.....	Shaun Hill	1.0
@ Washington, 11/28/10.....	Donovan McNabb	1.0
@ San Diego, 9/11/11.....	Philip Rivers	0.5
vs. Detroit, 9/25/11.....	Matthew Stafford	2.0
vs. Arizona, 10/9/11.....	Kevin Kolb	2.0
vs. Oakland, 11/20/11.....	Carson Palmer	1.0
@ Detroit, 12/11/11.....	Matthew Stafford	0.5
@ Washington, 12/24/11.....	Rex Grossman	1.0
vs. Chicago, 1/1/12.....	Josh McCown	1.0
vs. Tennessee, 10/7/12.....	Matt Hasselbeck	1.0
vs. Arizona, 10/21/12.....	John Skelton	3.5
@ Seattle, 11/4/12.....	Russell Wilson	1.0
vs. Chicago, 12/9/12.....	Jay Cutler	1.0
@ St. Louis, 12/16/12.....	Sam Bradford	1.0
vs. Green Bay, 12/30/12.....	Aaron Rodgers	1.0
Total.....		30.0

2008 Saw action in 15 games as Jared Allen's primary backup... Had a team-best 7 QB hurries in the Wild Card Playoffs vs. Philadelphia (1/4/09), also registering 2 solo tackles, and a tackle for a loss...Started Wild Card game in place of injured Ray Edwards, his lone start of the season...Notched his 2nd sack and 1st FF of the year when he knocked the ball free from Kurt Warner at Arizona (12/14)...Saw time vs. NY Giants (12/28) and posted career-high 7 tackles.

2007 Earned spot on *Pro Football Weekly's All-Rookie Team* and started 5 games...Opened the final 4 straight games at RDE and started 1st career game at Detroit (9/16) at LDE... Ranked 3rd in the NFL for sacks among rookies with 4.5... Had 2.0 sacks in the regular season opener vs. Atlanta (9/9)... Sacked Favre (9/30) on the day he broke NFL TD passes record.

COLLEGE His 6 career blocked kicks set a UT record and his 4 blocks in 2003 tied a single-season record...2006 NCAA runner-up in shot put as a junior and won Big 12 shot put title in 2005 and 2006...Won Big 12 shot and discus titles in 2006... Holds the school record in the shot put at 68-4.25 and ranks 3rd in UT history with a discus mark of 195-10...Helped Longhorns win 2005 national championship with Rose Bowl win over USC.

PREP All-State in football and track at Splendor (TX) High... Won Class 3A discus title as a junior and senior and shot title as a senior...Had best throws in all Texas classes as a senior at 215-2 in the discus and 66-2 in the shot...Had #40 jersey retired at Splendora High in 2004.



KYLE RUDOLPH #82

POSITION: Tight End
HEIGHT/WEIGHT: 6-6/259
DOB: 11-9-89
HOMETOWN: Cincinnati, OH

COLLEGE: Notre Dame
ACQUIRED: D2 (#43) for 2011
NFL SEASON: 3
VIKINGS SEASON: 3

GAMES/STARTS (regular season, playoffs) 2011 (15/8), 2012 (16/16, 1/1). **Total-** 31/24, 1/1.

- Became 5th Viking to earn Pro Bowl MVP honors and is only the 3rd Vikings TE selected to play in the all-star game.
- The 1st TE drafted in the 2011 rookie class.
- Highly-recruited basketball player in high school declined scholarship offers from ACC powers to pursue football.

OFF THE FIELD Majored in management-consulting at Notre Dame and is 2 semesters shy of earning his degree...Member of National Honor Society at Cincinnati's Elder High...Joined teammates in community outreach activities as a rookie, planting trees as part of Planet Purple Week and visiting University of Minnesota Amplatz Children's Hospital when the Vikings were part of the Adopt-A-Room program.

HONORS Selected for **Pro Bowl** in 2012...Named **Pro Bowl MVP** in 2012...Earned **All-Rookie** honors from Pro Football Weekly and National Football Post.

PRO Selected to **Pro Bowl** and named **Pro Bowl MVP**, an honor only won by 4 other Vikings- Fran Tarkenton, Ahmad Rashad, Randy Moss and Adrian Peterson...Scored 9 TDs, the 2nd-most in a season by a Vikings TE and tied for the 2nd-most by an NFL TE in 2012...Tied Vikings record for TDs in a game by a TE with 2 vs. San Francisco (9/23/12)...Scored all 3 of his TDs in the final 7 games of his rookie year...Was the 1st TE selected in the 2011 NFL Draft...Selected #43 overall, he is the 2nd-highest drafted TE in Vikings history behind Hal Bedsole (#19 overall) in 1964...Became the 3rd Notre Dame TE to be drafted in the top 2 rounds since 2006, joining Anthony Fasano by Dallas in 2006 and John Carlson by Seattle in 2008...Entered the NFL draft following his junior season at Notre Dame.

2012 Tabbed as **Pro Bowl MVP** after a 5-reception, 122-yard 1-TD effort...Late addition to Pro Bowl roster for NFC...Had breakout season with 9 TDs, the 2nd-most by a Vikings TE in a season in team history...His 9 TD catches were tied for 2nd-most by a TE in the NFL in 2012...Had career-best 2 TD catches vs. San Francisco (9/23), matching the Vikings single-game

best by a TE...Caught a TD pass and 2-point conversion pass at Washington (10/14)...Hauled in 6-yard TD pass with :31 remaining in game at Indianapolis (9/16) to tie game 20-20 after being down 20-6 entering the 4th quarter of game that Colts won on late FG 23-20...Pulled in career-high 7 catches vs. Detroit (11/11) and had career-best 67 yards vs. Jacksonville (9/9) in the season opener.

2011 Earned All-Rookie honors from Pro Football Weekly and National Football Post...Assumed larger role in offense as season progressed, catching all 3 of his TDs in the final 7 games of the season...Started 8 games and played in 15...Snared season-long 41-yard pass at Kansas City (10/2)...Had season-high 3 catches in 5 games...Scored 1st career TD on 1-yard pass from fellow rookie Christian Ponder vs. Oakland (11/20)...Hauled in TDs vs. Denver (12/4) and at Washington (12/24).

COLLEGE Ended 3-season Notre Dame career ranked among the all-time leading TEs in school history...Set ND record for receiving yards in a game by a TE vs. Michigan in 2010 with 164 yards...Ranks 2nd for receptions in a game by an Irish TE with 8 catches vs. Michigan and at Michigan State in consecutive games in 2010...Hauled in the 2nd-longest pass play in Notre Dame history with a 95-yard TD vs. Michigan in 2010...Was just shy of the school-record 96-yard pass play...His 90 career receptions are the 4th-most by a TE in ND history and his 1,032 career receiving yards are 4th-most...His pair of 8-catch games fell 1 reception short of the ND record for a TE of 9 receptions in a game...Is only the 4th Irish TE to break the 1,000-yard career yardage plateau...Had promising junior season derailed by hamstring injury that ended his season after 6 games...Became the 1st Irish true freshman TE to start a season opener in 2008.

PREP Productive in 2 sports at Cincinnati's Elder High...Selected to play in US Army All-America game...Earned 1st Team All-America honors by USA Today as a senior TE...Named 2nd-Team All-State by AP...Named conference basketball player of the year 3 times as a prep...Ended high school career as the 2nd-leading scorer in Elder High history and the 2nd player to break the 1,000-point mark.

RUDOLPH'S NFL TOTALS

Year	GP/GS	No.	RECEIVING			
			Yds.	Avg.	Lg	TD
2011 (Minn)	15/8	26	249	9.6	41	3
2012 (Minn)	16/16	53	493	9.3	29	9
Playoffs	1/1	3	42	14.0	23	0
Totals	31/24	79	742	9.4	41	12
Playoffs	1/1	3	42	14.0	23	0

SINGLE-GAME CAREER HIGHS

Receptions	7	vs. Detroit, 11/11/12
Receiving Yards	67	vs. Jacksonville, 9/9/12
Long Reception	41	@ Kansas City, 10/2/11
TD Receptions	2	vs. San Francisco, 9/23/12
2-Point Conversion	1	@ Washington, 10/14/12

RUDOLPH'S TOUCHDOWNS

GAME	PLAY
vs. Oakland, 11/20/11	1 pass from C. Ponder
vs. Denver, 12/4/11	19 pass from C. Ponder
@ Washington, 12/24/11	17 pass from J. Webb
@ Indianapolis, 9/16/12	6 pass from C. Ponder
vs. San Francisco, 9/23/12	1 pass, 2 pass from C. Ponder
vs. Tennessee, 10/7/12	15 pass from C. Ponder
@ Washington, 10/14/12	1 pass from C. Ponder
vs. Detroit, 11/11/12	20 pass from C. Ponder
@ Chicago, 11/25/12	2 pass from C. Ponder
@ Houston, 12/23/12	3 pass from C. Ponder
Total	12

RUDDLPH'S CAREER GAME-BY-GAME (* starts)

2011	MINNESOTA	No.	Yards	Avg.	Long	TD
9/11	@ San Diego	0	0	0.0	0	0
9/18	Tampa Bay	1	15	15.0	15	0
9/25	Detroit	3	39	13.0	20	0
10/2	@ Kansas City	3	44	14.7	41	0
10/9	Arizona	0	0	0.0	0	0
10/16	@ Chicago	2	20	10.0	18	0
10/23	Green Bay	0	0	0.0	0	0
10/30	@ Carolina	2	15	7.5	13	0
11/14	Green Bay	3	37	12.3	21	0
11/20	Oakland	3	7	2.3	4	1
11/27	@ Atlanta	INACTIVE				
12/4	Denver	1	19	19.0	19t	1
12/11	@ Detroit	1	0	0.0	0	0
12/18	New Orleans	2	15	7.5	8	0
12/24	@ Washington	2	23	11.5	17t	1
1/1/12	Chicago	3	15	5.0	9	0
Totals	GP/GS: 15/8	26	249	9.6	41	3

2012	MINNESOTA	No.	Yards	Avg.	Long	TD
9/9	Jacksonville*	5	67	13.4	29	0
9/16	@ Indianapolis*	3	35	11.7	15	1
9/23	San Francisco*	5	36	7.2	16	2
9/30	@ Detroit*	2	8	4.0	7	0
10/7	Tennessee*	4	23	5.8	15t	1
10/14	@ Washington*	6	56	9.3	18	1
10/21	Arizona*	0	0	0.0	0	0
10/25	Tampa Bay*	2	17	8.5	12	0
11/4	@ Seattle*	0	0	0.0	0	0
11/11	Detroit*	7	64	9.1	20t	1
11/25	@ Chicago*	5	55	11.0	25	1
12/2	@ Green Bay*	6	51	8.5	21	1
12/9	Chicago*	0	0	0.0	0	0
12/16	@ St. Louis*	3	22	7.3	14	0
12/23	@ Houston*	3	39	13.0	27	1
12/30	Green Bay*	2	20	10.0	10	0
Totals	GP/GS: 16/16	53	493	9.3	29	9
PLAYOFFS						
1/5/13	@ Green Bay	3	42	14.0	23	0

A PRO BOWLER'S PRO BOWLER

Kyle Rudolph capped a standout 2012 season by earning Pro Bowl MVP honors after reeling in 5 passes for 122 yards and a TD. Rudolph joined exclusive company in Vikings history as Pro Bowl MVP, joining Fran Tarkenton, Ahmad Rashad, Randy Moss and Adrian Peterson.

VIKINGS PRO BOWL MVPs

PLAYER	SEASON
Fran Tarkenton, QB	1964
Ahmad Rashad, WR	1978
Randy Moss, WR	1999
Adrian Peterson, RB	2007
Kyle Rudolph, TE	2012

VIKINGS PRO BOWL TEs

PLAYER	SEASON
Joe Senser	1981
Byron Chamberlain	2001
Kyle Rudolph	2012

NOSE FOR THE END ZONE

Kyle Rudolph had a breakout 2012 season with 9 TDs, ranking 2nd in Vikings single-season history by a TE and ranked tied for 2nd-most by a TE in the NFL for the season.

RECEIVING TDs BY VIKINGS TEs- SEASON

PLAYER, SEASON	TDs
Visanthe Siancoe, 2009	11
Kyle Rudolph, 2012	9
Joe Senser, 1981	8

RECEIVING TDs BY VIKINGS TEs- CAREER

PLAYER	TDs
Steve Jordan	28
Visanthe Siancoe	24
Stu Voigt	17
Joe Senser	16
Gordon Smith	13
Kyle Rudolph	12
John Beasley	12





JAMARCA SANFORD #33

POSITION: Safety
HEIGHT/WEIGHT: 5-10/200
DOB: 8-27-85
HOMETOWN: Batesville, MS

COLLEGE: Mississippi
ACQUIRED: D7 (#231) for 2009
NFL SEASON: 5
VIKINGS SEASON: 5

GAMES/STARTS (regular season, playoffs) 2009 (14/1, 2/0), 2010 (12/2), 2011 (15/15), 2012 (16/13, 1/1). **Total-** 56/30, 3/1.

- Set a Vikings record in 2012 for most FFs in a season by a DB with 5, breaking the mark held by Joey Browner and Antoine Winfield.

- Had 1st career sack on Michael Vick at Philadelphia in 2010.

- Has started 27 of the 30 games he has played in 2011-12 and started 1st playoff game in Wild Card at Green Bay in 2012.

OFF THE FIELD Helped Vikings kick off the 2010 Vikings Children's Fund Summer Lunch Program at Ames Elementary School in St. Paul...Took part in the Vikings Planet Purple tree planting in 2009...Majored in criminal justice at Mississippi, earning his bachelor's degree in December 2008...Comes from a football family, cousin Peria Jerry was a fellow 2009 NFL Draft pick and related to Dwayne Rudd, a 1st-round pick by the Vikings in 1997...Has a daughter, Janaria...Recognized after 2008 spring practice at Ole Miss with the Chucky Mullins Courage Award and wore the #38 patch to recognize the late Rebels player during the season.

PRO Served as full-time starter in 2011 and 2012...Led Vikings in 2012 with 4 FFs...Started final 13 games of 2012 season, replacing Mistral Raymond who was sidelined by injury and then never relinquishing the job...The 5th of 5 members of the Vikings draft class in 2009 to start a game during the season...Originally drafted in 7th round (#231) of 2009.

2012 Started final 13 games of regular season and Wild Card playoff at Green Bay (1/5/13)...Playoff start was 1st of his career...Led Vikings with 5 FFs, 4 on defense and 1 on special teams, breaking a team record for a DB held by Joey Browner (1985) and Antoine Winfield (2008)...Tied for Vikings lead among DBs with 5 QB hurries...Notched season-best 12 tackles vs. Tampa Bay (10/25)...Posted pair of QB hurries at Chicago (11/25)...Helped Vikings defense jump from #21 in 2011 to #16 in 2012.

2011 Stepped into full-time starting role for 1st time in his

career, opening all 15 games he played...Ranked 3rd on team and led Vikings DBs with 118 tackles...Led team with 2 INTs and posted longest INT return of the season with a 52-yarder vs. Arizona (10/9) in the 1st win of the season...Notched career-best 16 tackles vs. New Orleans (12/18) and had 10+ tackles in 3 games.

2010 Started final 2 games of season at FS opposite SS Husain Abdullah...Replaced injured Madiue Williams, starting at Philadelphia (12/28) and at Detroit (1/2/11)...Notched lone sack of season on Michael Vick at Philadelphia (12/28)...Was productive in his 2 starts, nothing 5 tackles per game, adding a sack and a fumble recovery...His 5 tackles tied his career-best.

2009 Started 1st career game vs. Cincinnati (12/13), making him the 5th of 5 members of the Vikings 2009 rookie class to start a game during the regular season...Joined fellow defensive rookie MLB Jasper Brinkley starting on the Vikings defense vs. Cincinnati...Became 1st Vikings rookie to start a game at safety since Willie Offord in 2002...Posted season-best 5 tackles on defense at Arizona (12/6)...Ranked 3rd on Vikings with 19 special teams tackles, trailing only Pro Bowler Heath Farwell and Kenny Onatolu...Had season-high 3 special teams tackles vs. Baltimore (10/18) and vs. Cincinnati (12/13)...Played in final 12 regular season games and both playoff contests.

COLLEGE Started all 44 games he played at Ole Miss...Served as a team captain as a senior...Was the SEC's active tackles leader during his career...Named SEC Defensive Player of the Week for his performance against Florida with career-high 11 solo tackles as a senior while handing the eventual national champions their only loss of the season...Started 10 games as a junior at SS...Started all 11 games as a sophomore in 2006, opening 7 at SS and 4 at LB...Redshirted in 2004.

PREP Led South Panola High in Batesville, MS to a 15-0 mark and the Class 5A state title as a senior...Helped team reach #9 in USA Today rankings...MVP of state title game...Team was 14-1 and state runner-up as a junior...All-State OLB as a senior.



Jamarca Sanford and teammates joined forces for the annual Playground Build in June 2013 at Howe School in Minneapolis. The event is done in conjunction with Toro and Kaboom! to bring students safe playgrounds.

SANFORD'S NFL TOTALS

Year	GP/GS	Tackles							Special		
		Solo	Asst.	Total	Sacks	INTs	PBU	TFL	QBH	FF/FR	Teams
2009 (Minn).....	14/1	12	3	15	0.0	0	0	0	0	1/0	19
Playoffs.....	2/0	0	0	0	0.0	0	0	0	0	0/0	1
2010 (Minn).....	12/2	11	5	16	1.0	0	0	1.0	1	0/1	9
2011 (Minn).....	15/15	77	41	118	0.0	2 (69)	8	2.0	3	1/2	7
2012 (Minn).....	15/12	54	26	80	0.0	0	5	1.0	5	5/2	6
Playoffs.....	1/1	6	1	7	0.0	0	0	0.0	0	0/0	2
Totals	56/30	154	75	229	1.0	2 (69)	13	4.0	9	7/5	41
Playoffs.....	3/1	6	1	7	0.0	0	0	0.0	0	0/0	3

SINGLE-GAME CAREER HIGHS

Tackles.....16..... vs. New Orleans, 12/18/11
 Interceptions.....2..... vs. Arizona, 10/9/11
 Long INT Return.....52..... vs. Arizona, 10/9/11
 Tackle For Loss.....2.0..... vs. Tampa Bay, 9/18/11
 Sack.....1.0..... @ Philadelphia, 12/28/10
 Passes Defensed.....3..... vs. Arizona, 10/9/11
 Fumble Recovery.....1..... 5 times, last at Detroit, 9/30/12
 Forced Fumble.....1..... 6 times, last at Washington, 10/14/12
 Special Teams Tackles.....3..... vs. Baltimore, 10/18/09; vs. Cincinnati, 12/13/09

SANFORD'S SACKS

GAME	QB	SACKS
@ Philadelphia, 12/28/10.....	Michael Vick.....	1.0
Total		1.0

SANFORD'S INTERCEPTIONS

GAME	QB	INTs
vs. Arizona, 10/9/11.....	Kevin Kolb.....	2 (69)
Total		2 (69)



ANDREW SENDEJO #34

POSITION: Safety
HEIGHT/WEIGHT: 6-1/200
DOB: 9-9-87
HOMETOWN: San Antonio, TX
COLLEGE: Rice
ACQUIRED: FA for 2011
NFL SEASON: 3
VIKINGS SEASON: 3

GAMES/STARTS (regular season, playoffs) 2010 (2/0-Dall.), 2011 (3/0-Minn), 2012 (13/0, 1/0). **Total**- 18/0, 1/0.

- Saw action in career-best 13 regular season games and the Wild Card Playoff contest in 2012.
- Began pro career with UFL's Sacramento Mountain Lions.

OFF THE FIELD Teammates at Rice with Corey Frazier, son of Vikings Head Coach Leslie Frazier...Earned degree in sports management from Rice...Plays guitar in his free time... Has extensive background in martial arts and his father was an instructor.

PRO Played in career-best 13 games and the Wild Card playoff in 2012...Regular contributor on special teams...Saw action in 3 games for the Vikings in 2011...Played 2 games as a rookie in 2010 for Dallas...Began pro career with UFL's Sacramento Mountain Lions in 2010.

2012 Ranked 4th on team with 4 special teams tackles... Played in career-best 13 games and played in 1st career playoff game in Wild Card matchup at Green Bay (1/5/13)...Missed a pair of games with ankle injury in Weeks 4-5 but bounced back to play in final 11 regular season games...Had a pair of special teams stops in Wild Card playoff game...Notched season-best 3 special teams stops vs. Chicago (12/9).

2011 Played in 3 games with the Vikings and was inactive for 2...Played in 1st game for Vikings in his 2nd week with the team at Detroit (12/11)...Saw time in the final 2 games of season at Washington (12/24) and vs. Chicago (1/1/12)...Signed by Vikings

on 11/29...Spent preseason with Dallas, released before regular season...Joined NY Jets on 9/4 and was inactive for season opener vs. Dallas (9/11)...Released by Jets and signed to their practice squad on 9/14 before his release on 9/27.

2010 Made NFL debut as a rookie with Dallas...Moved from Dallas practice squad to 53-man roster on 11/29...Played in a pair of game, notching a special teams tackle vs. Washington (12/19)...Played in 1st career game vs. Philadelphia (12/12)... Spent spring and summer with Sacramento Mountain Lions of the UFL... Tied for 2nd in UFL in tackles.

COLLEGE Ended collegiate career as an honorable mention All-Conference USA choice as a junior and senior...Left Rice ranked tied for 2nd in career tackles and tied for 7 in career INTs...Promising senior season was cut short by injury, playing in only 7 games...Notched 318 tackles, 9 INTs, 2 sacks and 7 FFs in his tenure at Rice...Led squad with 107 tackles and 5 INTs as a sophomore...Started all 12 games as a true freshman en route to Freshman All-America honors.

PREP Standout in football, track and soccer at Smithson Valley High in Spring Branch, TX...Named honorable mention All-State as a junior and senior...Earned county Defensive Player of the Year as a senior.

SENDEJO'S NFL TOTALS

Year	GP/GS	Tackles							Special		
		Solo	Asst.	Total	Sacks	INTs	PBU	TFL	QBH	FF/FR	Teams
2010 (Dall).....	2/0	0	0	0	0.0	0	0	0	0	0/0	1
2011 (Minn).....	3/0	0	0	0	0.0	0	0	0	0	0/0	3
2012 (Minn).....	13/0	0	0	0	0.0	0	0	0	0	0/0	11
Playoffs.....	1/0	0	0	0	0.0	0	0	0	0	0/0	2
Totals	18/0	0	0	0	0.0	0	0	0	0	0/0	15
Playoffs	1/0	0	0	0	0.0	0	0	0	0	0/0	2

SINGLE-GAME CAREER HIGHS

Special Teams Tackles3..... vs. Chicago, 12/9/12



MARCUS SHERELS #35

POSITION: Cornerback

HEIGHT/WEIGHT: 5-10/175

DOB: 9-30-87

HOMETOWN: Rochester, MN

COLLEGE: Minnesota

ACQUIRED: Rookie FA for 2010

NFL Season: 3

VIKINGS SEASON: 3

GAMES/STARTS (regular season, playoffs) 2010 (1/0-Minn), 2011 (16/3-Minn), 2012 (16/0, 1/0). **Total:** 33/3, 1/0.

- Scored 1st career TD on a 77-yd PR at Detroit (9/30/12) and helped Vikings match a team record with a PR and KOR in the same game when Percy Harvin had a 105-yd KOR TD in the game. Game was played on his 25th birthday.

- Local product attended Rochester John Marshall High and University of Minnesota.

OFF THE FIELD Earned bachelor's degree in political science in spring 2010...Aspires to attend law school after his playing career...Older brother, Mike, played LB for the Gophers from 2004-07 and captained the team as a junior and senior... Brother, Mike, now serves on Gophers coaching staff...Earned Academic All-Big Ten as a sophomore...Joins TE John Carlson (Litchfield, MN) and Adam Thielen (Detroit Lakes, MN) as the only Minnesota in-state products on the Vikings roster.

PRO Became the 10th player in Vikings history to return a punt for a TD with a 77-yard return for a score at Detroit (9/30/12), the 7th-longest punt return in team history and the 6th-longest PR TD in team history...Notched 1st Vikings PR TD since 2008... Ranks 5th in Vikings history with an 8.7 yard career punt return average...Worked his way up from rookie free agent to seeing game action in 2010 regular season finale at Detroit (1/2/11)... Signed as a rookie free agent on 5/4/10 after performance in Vikings rookie camp where he participated on a tryout basis.

2012 Handled all punt return duties and tied for team-high in kickoff returns with 16...Ranked 7th in NFC in PR average at 9.0 yards per...Scored 1st career TD on a 77-yard punt return at Detroit (9/30), helping match a Vikings-record with a punt return and KO return in the same game when Percy Harvin also scored on a 105-yard KOR TD...The Vikings set an NFL record by posting their 3rd all-time game with a PR TD and KOR TD in the same game in club history...His 77-yard PR TD is the 1st since 2008 for the Vikings and ranks as the 7th-longest PR in team history...Returned 16 kickoffs during the season, tied with Percy Harvin for the team-lead...Had a pair of season-long 41-yard KO returns during season, vs. Detroit (11/11) and vs. Green Bay (12/30)...Along with 77-yard PR score, he notched a 25-yard PR vs. Green Bay (12/30) in regular season finale.

2011 Moved from special teams role to start 3 games as a CB or nickel back as injuries took their toll on the Vikings backfield... Handled all punt return duties and tied for 2nd on team with 16

kickoff returns...Earned 1st career start vs. Arizona (10/9), the 1st win of the season...Notched the Vikings longest punt return of season with 53-yarder vs. Detroit (9/25) and the 3rd-longest kickoff return with a 78-yarder at Carolina (10/30)...Helped Vikings post a team-record 26.9-yard kickoff return average as a team...Started other 2 games of season vs. New Orleans (12/18) and at Washington (12/24)...Notched 1st career sack against Aaron Rodgers vs. Green Bay (10/23)...Had career-high 6 tackles vs. New Orleans (12/18)...Tied for 6th in Vikings history with 90 punt return yards in a game vs. Detroit (9/25)... Helped Vikings special teams unit lead the NFL with 3 players posting a 60+ kickoff return during the season, joining Percy Harvin (104, 103t), Lorenzo Booker (68) and adding a 78-yarder himself...Had season-high 5 punt returns vs. Oakland (11/20).

2010 Impressed the Vikings coaches enough to earn a spot on the 2010 practice squad...Released on 9/28/10 but was re-signed to the practice squad 10/13/10...Spent a total of 15 weeks on the 8-man practice squad in 2010...Signed to the Vikings' active roster on 12/31/10 and made his NFL debut in Detroit on 1/2/11.

COLLEGE Worked his way from walk-on to full-time starter as a junior and senior at CB for the Gophers...Excelled on special teams during career as a return man and in coverage...Had a pair of INTs as a junior and senior...Notched an 88-yard fumble return as a senior.

PREP Earned Honorable Mention All-State as a senior RB at Rochester John Marshall...Standout in basketball.

RETURN TO SENDER

Marcus Sherels notched the 6th-longest punt return TD in Vikings history at Detroit in 2012 and notched a place in team history by joining Percy Harvin with a KO return TD in the same game, only the 3rd time in club history the feat has been accomplished. The 3 times by a franchise sets and NFL record.

VIKINGS KO RETURN AND PUNT RETURN TDs IN THE SAME GAME

PLAYERS Robert Tate (76t KR), Randy Moss (64t PR) @ KC, 12/12/99
 Koren Robinson (86t KR), Melwede Moore (7t PR)..... @ NYG, 11/13/05
 Percy Harvin (105t KR), Marcus Sherels (77t PR)..... @ Det, 9/30/12

SHERELS' NFL TOTALS

Year	GP/GS	Tackles							Special		
		Solo	Asst.	Total	Sacks	INTs	PBU	TFL	QBH	FF/FR	Teams
2010 (Minn)	1/0	0	0	0	0.0	0	0	0	0	0/0	0
2011 (Minn)	16/3	20	4	24	1.0	0	3	0	0	0/0	6
2012 (Minn)	16/0	2	3	5	0.0	0	2	0	0	0/0	6
Playoffs	1/0	0	0	0	0.0	0	0	0	0	0/0	1
Totals	33/3	22	7	29	1.0	0	5	0	0	0/0	12
Playoffs	1/0	0	0	0	0.0	0	0	0	0	0/0	1

Punt Returns

	PR	Punt Returns					Kickoff Returns				
		FC	Yds	Avg	Long	TD	KOR	Yds	Avg	Long	TD
2011 (Minn)	33	20	277	8.4	53	0	16	445	27.8	78	0
2012 (Minn)	32	27	287	9.0	77t	1	16	422	26.4	41	0
Playoffs	3	5	25	8.3	17	0	2	60	30.0	37	0
Totals	65	47	564	8.7	77t	1	32	867	27.1	78	0
Playoffs	3	5	25	8.3	17	0	2	60	30.0	37	0

SINGLE-GAME CAREER HIGHS


Punt Returns 6..... @ Houston, 12/23/12
 Punt Return Yards..... 90..... vs. Detroit, 9/25/11
 Long Punt Return..... 77t..... @ Detroit, 9/30/12
 Kickoff Returns 5..... vs. Denver, 12/4/11
 Kickoff Return Yards..... 124..... vs. Green Bay, 12/30/12
 Long Kickoff Return 78..... @ Carolina, 10/30/11
 Tackles..... 6..... vs. New Orleans, 12/18/11
 Sack 1.0..... vs. Green Bay, 10/23/11
 Tackle For Loss..... 1.0..... vs. Green Bay, 10/23/11
 QB Hurries 2..... @ St. Louis, 12/16/12
 Pass Defensed 1..... 3 times, last @ Washington, 12/24/11

SHERELS' TOUCHDOWN

GAME **PLAY**
 @ Detroit, 9/30/12 77-yd punt return
Total.....**1**

SHERELS' SACK

GAME **QB** **SACK**
 vs. Green Bay, 10/23/11..... Aaron Rodgers**1.0**
Total.....**1.0**



JEROME SIMPSON #81

POSITION: Wide Receiver
HEIGHT/WEIGHT: 6-2/190
DOB: 2-4-86
HOMETOWN: Reidsville, NC

COLLEGE: Coastal Carolina
ACQUIRED: FA (Cinn) for 2012
NFL Season: 6
VIKINGS SEASON: 2

GAMES/STARTS (regular season, playoffs) 2008 (6/1-Cinn), 2009 (2/0-Cinn), 2010 (5/3-Cinn), 2011 (16/14, 1/1-Cinn), 2012 (12/10, 1/1). **Total-** 41/28, 2/2 (12/10, 1/1-Minn; 29/18, 1/1-Cinn).

- Logged one of the highlights of the season in 2011 when he flipped over a Cardinals defender at the goal line and perfectly stuck the landing for a TD.
- Helped Reidsville High to state titles in football, basketball and ran on state championship relay team in track.

OFF THE FIELD Active with charities and events to benefit people with disabilities...Enjoys the outdoors by hunting, fishing and hiking in his free time...Avid bowler, organizing team bowling outings and competitions...Has hosted football camps for kids in his hometown each of the 6 years he has been in the NFL...Is an only child...Majored in computer technology at Coastal Carolina.

PRO Joined Vikings on 4/26/12 as a free agent...Had breakout season with Cincinnati in 2011 with career-best 50 catches, 725 yards and 4 TDs...Ranked 2nd on Bengals squad in receiving yards and TDs and 3rd in receptions...Has notched 5 career 100+ receiving yardage days...Caught 1st 2 career TDs vs. San Diego

(12/26/10)...Originally drafted by Cincinnati in 2nd round (#46 overall) in 2008.

2012 Saw time in 12 games with 10 starts and started the Wild Card playoff game at Green Bay (1/5/13)...Hampered early in season with 3-game suspension to start the season and inactive for Week 6 game with injury...Rebounded to catch a pass in each of the final 10 games and Wild Card game...Had season-best 50 yards in 1st game he played as a Viking at Detroit (9/30)...Hauled in season-long 33-yard pass vs. Tampa Bay (10/25)...Caught season-high 4 passes in games at Detroit (9/30), at St. Louis (12/16) and at Houston (12/23)- all wins...Started 1st game as a Viking in his 1st game eligible to play, at Detroit (9/30).

2011 Saw time in all 16 regular season games with 14 starts and opened AFC Wild Card Playoff game at Houston...Played in 1st career post-season game in Wild Card...Hauled in career-highs in catches (50), receiving yards (725) and receiving TDs (4)...Had 3 games over the 100-yard mark, including a career-best 152-yard day at Baltimore (11/20)...Snared career-long 84-yard catch at Denver (9/18), en route to a 136-yard effort for the game...Caught a pass in 14 of the 16 regular season

games and the playoff contest...Ranked 2nd among Bengals in receiving yards (725) and TDs (4)...Had a highlight for the ages vs. Arizona (12/24) when he somersaulted over LB Daryl Washington at the goal line and stuck the landing in the end zone for a 19-yard TD in the Bengals win...Converted 34 of his 50 receptions into 1st downs.

2010 Saw extensive time late in season, starting final 3 games of season after injuries sidelined Bengals top WRs Terrell Owens and Chad Ochocinco...Played in season opener and 1 more game early in season before being inactive for 10 games and dressed but did not play in another...Scored 3 TDs in final 2 games of season and had back-to-back 100+ yard games...Caught 1st 2 career TDs vs. San Diego (12/26/10), notching his 1st NFL score on a 10-yarder and snaring a 59-yarder later in the game en route to a 124-yard performance, his 1st career 100+ game...Posted career-best 12 catches at Baltimore (1/2/11), going for 123 yards...His 12-catch effort fell just shy of the Bengals franchise record of 13 receptions in a game...Wrapped up season with an 11-yard score at Baltimore (1/2/11).

2009 Played in a pair of games late in the season...Saw time at San Diego (12/20) and at NY Jets (1/3/10) in regular season finale...Was inactive for other 14 games during season.

2008 Played in 6 games as a rookie...Notched 1st career start at Indianapolis (12/7)...Caught 1st career pass vs. Pittsburgh (10/19), reeling in a 2-yard pass and returned a kickoff for 8 yards on special teams...Inactive for 8 games on season and did

not play in 2 others...Led club in receptions during preseason action...Was drafted in 2nd round (#46 overall).

COLLEGE Helped upstart Coastal Carolina program get on the map from 2004-07...Coastal played football for the 1st season in 2003...Enjoyed breakout junior season when he led the Big South Conference with 1,077 receiving yards and 16 TDs...Played with former Vikings draft pick QB Tyler Thigpen during Coastal Carolina career...Earned Big South Freshman of the Year in 2004...Excelled in track, setting Coastal Carolina school records in high jump and long jump...Ran on 4x100 relay that went to 2007 NCAA Outdoor Championships.

PREP Was runner-up for North Carolina Mr. Football honors as a senior at Reidsville High...Selected to North Carolina Shrine Game...Led football team to consecutive state titles as a junior and senior...As a senior, set title-game record with 13 catches for 133 yards and threw a 62-yard TD pass...Keyed school to 1st-ever basketball state title as a senior where he earned MVP of the championship game...Ran on state-championship 4x400 relay team.

SIMPSON'S NFL TOTALS

Year	GP/GS	No.	RECEIVING			
			Yds.	Avg.	Lg	TD
2008 (Cinn)	6/1	1	2	2.0	2	0
2009 (Cinn)	2/0	0	0	0.0	0	0
2010 (Cinn)	5/3	20	277	13.9	59t	3
2011 (Cinn)	16/14	50	725	14.5	84	4
Playoffs	1/1	3	33	11.0	16	0
2012 (Minn)	12/10	26	274	10.5	33	0
Playoffs	1/1	2	21	10.5	13	0
Totals	41/28	97	1,278	13.2	84	7
Playoffs	2/2	5	54	10.8	16	0

SINGLE-GAME CAREER HIGHS

Receptions.....12.....@ Baltimore, 1/2/11
 Receiving Yards152.....@ Baltimore, 11/20/11
 Long Reception84.....@ Denver, 9/18/11
 TD Receptions2.....vs. San Diego, 12/26/10

SIMPSON'S CAREER GAME-BY-GAME (*-starts)

Year	Opponent	No	Yds	Avg.	Lg	TD
2008						
9/7	@ Baltimore	0	0	0.0	0	0
9/14	Tennessee	0	0	0.0	0	0
9/28	Cleveland	0	0	0.0	0	0
10/19	Pittsburgh	1	2	2.0	2	0
11/30	Baltimore	0	0	0.0	0	0
12/7	@ Indianapolis*	0	0	0.0	0	0
Total		1	2	2.0	2	0
2009						
12/20	@ San Diego	0	0	0.0	0	0
1/3/10	@ NY Jets	0	0	0.0	0	0
Total		0	0	0.0	0	0
2010						
9/12	@ New England	0	0	0.0	0	0
10/10	Tampa Bay	0	0	0.0	0	0

SIMPSON'S TOUCHDOWNS

GAME	PLAY
vs. San Diego, 12/26/10	10 pass, 59 pass from C. Palmer
@ Baltimore, 1/2/11	11 pass from C. Palmer
@ Seattle, 10/30/11	14 pass from A. Dalton
@ Tennessee, 11/6/11	15 pass from A. Dalton
vs. Houston, 12/11/11	17 pass from A. Dalton
vs. Arizona, 12/24/11	19 pass from A. Dalton
Total	7


SIMPSON'S 100-YARD GAMES

Game	Yards/Rec/TDs
vs. San Diego, 12/26/10	124/6/2
@ Baltimore, 1/2/11	123/12/1
@ Denver, 9/18/11	136/4/0
Indianapolis, 10/16/11	101/6/0
@ Baltimore, 11/20/11	152/8/0

12/19	Cleveland*	2	30	15.0	15	0
12/26	San Diego*	6	124	20.7	59t	2
1/2/11	@ Baltimore*	12	123	10.3	21	1
Total		20	277	13.9	59t	3
2011						
9/11	@ Cleveland*	4	44	11.0	20	0
9/18	@ Denver*	4	136	34.0	84	0
9/25	San Francisco	1	6	6.0	6	0
10/2	Buffalo*	3	26	8.7	17	0
10/9	@ Jacksonville*	4	40	10.0	17	0
10/16	Indianapolis	6	101	16.8	32	0
10/30	@ Seattle*	1	14	14.0	14t	1
11/6	@ Tennessee*	3	43	14.3	18	1
11/13	Pittsburgh*	0	0	0.0	0	0
11/20	@ Baltimore*	8	152	19.0	47	0
11/27	Cleveland*	2	15	7.5	9	0

12/4 @ Pittsburgh*	0	0	0.0	0	0
12/11 Houston*	2	38	19.0	21	1
12/18 @ St. Louis*	2	14	7.0	10	0
12/24 Arizona*	5	42	8.4	19t	1
1/1/12 Baltimore*	5	54	10.8	23	0
Total		50	725	14.5	84	4
PLAYOFFS						
1/7/12 @ Houston*	3	33	11.0	16	0
2012						
	Opponent	No	Yds	Avg.	Lg	TD
9/9 Jacksonville			suspended		
9/16 @ Indianapolis			suspended		
9/23 San Francisco			suspended		
9/30 @ Detroit*	4	50	12.5	27	0
10/7 Tennessee*	0	0	0.0	0	0

10/14 @ Washington					inactive
10/21 Arizona*	1	8	8.0	8	0
10/25 Tampa Bay*	2	37	18.5	33	0
11/4 @ Seattle	1	14	14.0	14	0
11/11 Detroit*	3	28	9.3	17	0
11/25 @ Chicago*	1	1	1.0	1	0
12/2 @ Green Bay*	2	25	12.5	18	0
12/9 Chicago	1	13	13.0	13	0
12/16 @ St. Louis*	4	27	6.8	13	0
12/23 @ Houston*	4	32	8.0	17	0
12/30 Green Bay*	3	39	13.0	21	0
Total		26	274	10.5	33	0
PLAYOFFS						
1/5/13 @ Green Bay*	2	21	10.5	13	0



HARRISON SMITH #22

POSITION: Safety
HEIGHT/WEIGHT: 6-2/214
DOB: 2-2-89
HOMETOWN: Knoxville, TN

COLLEGE: Notre Dame
ACQUIRED: D1b (#29) for 2012
NFL SEASON: 2
VIKINGS SEASON: 2

GAMES/STARTS (regular season, playoffs) 2012 (16/16, 1/1).
Total 16/16, 1/1.

- Earned **All-Rookie** honors in 2012 and tied for Vikings rookie record with a pair of INT-return TDs on the season.
- Is 1 of 4 DBs drafted in 1st Round by the Vikings- joining Joey Browner, Dewayne Washington and teammate Xavier Rhodes.

OFF THE FIELD Graduated with a management-entrepreneurship degree in 2011 and was enrolled in graduate studies program during the 2011 season...His aunt, Elaine Hendrix, is an actress and has appeared in such films and shows as Friends, NCIS, and The Parent Trap...Active with hospital visits to the UofM Amplatz Children's Hospital and assisted with the Greenway Gridiron Gallop 5k race on Father's Day.

HONORS Named **All-Rookie** in 2012 by Pro Football Weekly/PFWA and National Football Post...Voted by teammates as **Vikings Children's Fund Rookie of the Year** in 2012.

PRO Earned **All-Rookie** honors...Tied Vikings rookie record with 2 INT return TDs on the season and was 1 shy of the team

record for a season...Became 1st Vikings rookie safety to start all 16 games in a season...Selected #29 overall in 2012 by the Vikings...Becomes just the 3rd Notre Dame player and 3rd DB chosen by the Vikings in the 1st round in team history.

2012 Impact rookie had record-setting debut...Started all 16 games and Wild Card playoff game...Tied Vikings rookie record with 2 INT-return TDs and was 1 shy of overall club record for a season...Ranked tied for 3rd in NFL with pair of INT-return scores and ranked 2nd among NFL rookies...Led all NFL safeties with 2 INTs return TDs...Ranked 2nd on team with 129 tackles and led team with 87 yards on INT returns while matching the team-high with 3 INTs...Set Vikings record with 16 starts by a rookie safety, passing previous high of 14 by Chuck Lamson in 14...Ranks 3rd in INT return yards by a Vikings rookie...Had 10+ tackles in 5 games on the season and season-high 12 stops at Green Bay (12/2) and at St. Louis (12/16)...Notched lone sack at Houston (12/23), catching Matt Schaub.

COLLEGE Started in 47 of his 51 collegiate contests...Is the only player in Irish history to register more than 200 tackles

SAFETY FIRST

Harrison Smith set a Vikings record as the 1st rookie S to start all 16 games and matched the Vikings rookie record with 2 INT return TDs. His 3 INTs on the season ranked tied for 5th-most by a Vikings rookie. Smith is 1 of only 4 DBs selected in the 1st round of the Draft.

VIKINGS DBs DRAFTED IN 1ST ROUND OF NFL DRAFT

PLAYER	DRAFTED
Joey Browner, Southern California.....	#19, 1983
Dewayne Washington, North Carolina State.....	#18, 1994
Harrison Smith, Notre Dame.....	#29, 2012
Xavier Rhodes, Florida State.....	#25, 2013

MOST STARTS BY VIKINGS ROOKIE SAFETIES

PLAYER, SEASON	STARTS
Harrison Smith, 2012.....	16
Chuck Lamson, 1962.....	14
Karl Kassulke, 1963.....	12



Harrison Smith delivered an anti-bullying message to students at Olson Elementary School in Bloomington during the 2012 season.

(309), 15 TFLs (18.5) and 15 pass breakups (28) in a career... Was the lone captain of the 2011 Fighting Irish, an honor that has only been bestowed on 4 players at Notre Dame in the past 40 years... Split time at Notre Dame at outside linebacker and safety... Made 15 starts at LB before making the full-time switch to safety 6 games into the 2009 season... Started final 38 games... Ranks 2nd in ND history with 28 career pass breakups... Is 9th all-time with 309 career tackles... Had 3 INTs vs. Miami in 2010 Sun Bowl, setting ND single-game record.

PREP Named the Gatorade Player of the Year in Tennessee in 2006... Attended Knoxville Catholic High School... Honored as 2006 American General Tennessee Mr. Football Back of the Year after rushing for 1,340 yards and 19 TDs... Named 2006 Tennessee Class 3A All-State DB... East Tennessee HS Player of the Year in 2007... Earned Tennessee Class 3A 1st-team All-State honors as a junior... Played basketball.

SMITH'S NFL TOTALS

Year	GP/GS	Tackles			Sacks	INTs	PBU	TFL	QBH	FF/FR	Special Teams
		Solo	Asst.	Total							
2012 (Minn).....	16/16	79	50	129	1.0	3 (87)	13	2.0	5	1/1	9
Playoffs.....	1/1	7	1	8	0.0	0	0	2.0	0	0/0	0
Totals.....	16/16	79	50	129	1.0	3 (87)	13	2.0	5	1/1	9
Playoffs.....	1/1	7	1	8	0.0	0	0	0.0	0	0/0	0

SINGLE-GAME CAREER HIGHS

Tackles..... 12..... @ Green Bay, 12/2/12; @ Houston, 12/23/12
 Interception..... 1..... vs. Arizona, 10/21/12; @ Green Bay, 12/2/12; vs. Chicago, 12/9/12
 Solo Tackles..... 10..... vs. Tampa Bay, 10/25/12
 Sack..... 1.0..... @ Houston, 12/23/12
 Tackles For Loss..... 1.0..... @ Chicago, 11/25/12;
 @ Houston, 12/23/12
 QB Hurries..... 4..... @ Houston, 12/23/12
 Passes Defensed..... 3..... @ Detroit, 9/30/12
 Forced Fumble..... 1..... @ Houston, 12/23/12
 Fumble Recovery..... 1..... vs. Tennessee, 10/7/12

SAFETY FIRST

Harrison Smith returned a pair of INTs for TDs and closed in on the career INT-return TD mark of 3 tied by 8 players.

VIKINGS CAREER INT-RETURN TDs

PLAYER, SEASON	RETURNS
Rip Hawkins, 1961-65.....	3
Ed Sharockman, 1962-72.....	3
Bobby Bryant, 1967-80.....	3
Joey Browner, 1983-91.....	3
Audray McMillian, 1989-93.....	3
Dewayne Washington, 1994-97.....	3
Jimmy Hitchcock, 1998-99.....	3
Darren Sharper, 2005-08.....	3

VIKINGS SINGLE-SEASON INT-RETURN TDs

PLAYER, SEASON	RETURNS
Jimmy Hitchcock, 1998.....	3
Harrison Smith, 2012.....	2
7 others tied with.....	2

SMITH'S TOUCHDOWNS

GAME	PLAY
vs. Arizona, 10/21/12.....	31 INT return
vs. Chicago, 12/9/12.....	56 INT return
Total.....	2

SMITH'S INTERCEPTIONS

GAME	QB	INT (Yds)
vs. Arizona, 10/21/12.....	John Skelton.....	1 (31t)
@ Green Bay, 12/2/12.....	Aaron Rodgers.....	1 (0)
vs. Chicago, 12/9/12.....	Jay Cutler.....	1 (56t)
Total.....		3 (87)

SMITH'S SACK

GAME	QB	SACK
@ Houston, 12/23/12.....	Matt Schaub.....	1.0
Total.....		1.0

EXPANSION VIKINGS LAND 36 VETS TO START CLUB

From the 1961 Vikings Press, Radio and TV Guide, the following explanation described the Vikings 1961 expansion draft additions that would lay the personnel groundwork of the team:

In an effort to assist the Vikings in stocking the nucleus of a playing roster, the National Football League established a program whereby Minnesota could select three veteran ball players from each team in the NFL, with the lone exception of Dallas.

Each club was allowed to "freeze" 30 of the 38 men on its roster. There were not available for selection by the Vikings. From the remaining eight, the Vikings chose three from each of the 12 clubs.

Minnesota purchased these players at a total cost of \$600,000. Of this amount, \$50,000 went to the league and the balance was divided 12 equal ways. The Vikings' philosophy as pre-determined by General Manager Bert Rose and Head Coach Norm Van Brocklin, was to accent youth in making the selections from the available lists. With very few (and those were notable) exceptions, the Viking choices were in line with that philosophy.

1961 Vikings Expansion Draft selections

Giants..... Bill Kimber, E; Don Ball, T; Frank Youso, T
 Lions..... Dave Middleton, E; Grady Alderman, G; Dave Whitsell, DB
 Browns..... Fred Murphy, E; Gene Selawski, T; Richard Mostardi, DB
 Cards..... Perry Richards, E; Mike Rabold, G; Ed Culpepper, DT
 Rams..... Don Ellersick, FL; Charlie Janerette, G; Jerry Stalcup, LB
 Steelers..... Jack Morris, FL; Byron Beams, T; Tom Barnett, RB
 Eagles..... Gerry Huth, G; Bill Lapham, C; Gene Johnson, DB
 Redskins... Red Stephens, G; Bill Roehnel, LB; Dick Haley, DB
 49ers..... Hugh McElhenny, RB; Clancy Osborne, LB; Karl Rubke, LB
 Packers.... Paul Winslow, RB; Ken Beck, DT; Dick Pesonen, DB
 Bears..... Glenn Shaw, FB; Bill Bishop, DT; Charlie Sumner, DB
 Colts..... Don Joyce, DE; Lebron Shields, DT; Zeke Smith, LB



Grady Alderman

KICKOFF EXECUTIVES STAFF COACHES PLAYERS ROOKIES 2012 SEASON RECORDS PLAYOFF RECORDS HISTORY EXTRA POINTS



JOHN SULLIVAN #65

POSITION: Center
HEIGHT/WEIGHT: 6-4/301
DOB: 8-8-85
HOMETOWN: Old Greenwich, CT

COLLEGE: Notre Dame
ACQUIRED: D6 (#187) for 2008
NFL SEASON: 6
VIKINGS SEASON: 6

GAMES/STARTS (regular season, playoffs) 2008 (16/0, 1/0), 2009 (16/16, 2/2), 2010 (14/14), 2011 (15/15), 2012 (16/16, 1/1).
Total-77/61, 4/3.

- Has started every game he has played since 2009 season opener, entering his 5th season as anchor of the offensive line.
- 3-time state wrestling champion as a prep in Connecticut.
- Attended same high school as NFL great Steve Young.

OFF THE FIELD College roommate with Vikings TE John Carlson during their playing days at Notre Dame...Donated generously for a new playground in spring 2013 and has consistently been active in Twin Cities community with visits to the University of Minnesota Amplatz Children's Hospital...Sully's Playground at the hospital had ribbon-cutting in June 2013...Avid sporting clays shooter at Minnesota Horse and Hunt Club, competing in league shooting events...Active with youth outdoor mentoring activities through the Minnesota Department of Natural Resources...Graduated with degree in marketing in spring semester 2007 and played his senior season of football at Notre Dame in graduate studies...Attended same high school as former 49ers great Steve Young...Excelled in wrestling, winning heavyweight state titles as a sophomore, junior and senior and placed 7th in national meet.

HONORS Named 2012 **All-Pro** by *Pro Football Weekly*.

PRO Earned **All-Pro** honors from *Pro Football Weekly* and received votes in Associated Press All-Pro voting in 2012...Helped pave the way for Adrian Peterson to run for NFL MVP honors and Offensive Player of the Year with 2nd-best in NFL history 2,097 rushing yards...Part of Vikings line in 2012 that started every game as a unit...Agreed to long-term contract extension late in the 2011 season...Helped Peterson rush for 1,000+ yards and 12+ TDs in 2009 and 2010, including team-record 18 TDs in 2009...Held down middle of the Vikings line in 2009, his 1st season as a starter, opening all 16 games and both playoff contests...Was the 4th C drafted in 2008...The last Notre Dame C the Vikings drafted was Dave Huffman, #43 in 1979...The last Irish player selected by the Vikings was Vikings Radio Network color analyst Pete Bercich, #211 in 1994...Recruited to Notre Dame and played his freshman and sophomore seasons under former Vikings assistant coach Tyrone Willingham.

2012 Earned post-season honors from *Pro Football Weekly* as an **All-Pro** choice...Garnered votes in Associated Press **All-Pro** balloting...Opened all 16 games and Wild Card playoff matchup...Helped Peterson run for 2,097 yards, the 2nd-best total in NFL history en route to earning NFL MVP honors and Offensive Player of the Year...Part of offensive line that earned the Madden Most Valuable Protectors Award for 3 games during the season- vs. Detroit (11/11), vs. Chicago (12/9) and vs. Green Bay (12/30)...Helped Peterson tie his own team record with 10 games with 100+ rushing yards and set team record with 2 games of 200+...Peterson was named NFC Offensive Player of the Week vs. Arizona (10/21), vs. Chicago (12/9) and NFC Offensive Player of the Month for December when he set an NFL record for most rushing yards in a month...Helped team rush for 2,634 yards on the season to tie franchise record.

2011 Opened the 15 games he played...Helped Adrian Peterson break the 100-yard mark 2 times during the season, Toby

Gerhart record his 1st career 100-yard rushing game and QB Joe Webb to go for 100+ yards...Paved way for Vikings rushing offense to rank #4 in the NFL, averaging 144.9 yards per game...Peterson broke the Vikings career rushing TDs record and came within 66 yards of the career rushing yards record during the season.


2010 Battled back from injuries to start 14 games...Snapped to 3 different starting QBs during the season- Brett Favre, Tarvaris Jackson and Joe Webb...Missed game at NY Jets (10/11) and vs. Dallas (10/17)...Fought through calf injury during preseason and early season, but rebounded to start final 12 games of season...Helped Peterson rush for 1,298 yards, the 5th-best single-season mark in team history...For the final 5 games of the season, he anchored a line that had a rookie LG, Chris DeGeare, and newly-tapped starter, Ryan Cook, at RG after injuries to regular starters Steve Hutchinson and Anthony Herrera.

2009 Had impressive debut season as a starter, starting every game during the regular season and playoffs...Helped Vikings offense rank #5 in the NFL and ranked #8 in passing offense, a 17-position jump from the previous season...Paved the way for Adrian Peterson to rush for 1,383 yards and set a Vikings record with 18 rushing TDs...Protected QB Brett Favre, who joined the team following training camp, to post his best statistical season...Along with rookie RT Phil Loadholt, made debut as a starter along the line.

2008 Played in all 16 regular season games and the Wild Card Playoff contest vs. Philadelphia (1/4/09)...Saw time on special teams as part of kickoff return unit.

COLLEGE Starter in BCS Bowl games as a sophomore and junior, opening the Sugar Bowl vs. LSU as a junior and Fiesta Bowl vs. Ohio State as a sophomore...Guided Irish to 10-3 mark in 2006 and 9-3 record in 2005...Played final 3 seasons in South Bend under former New England Patriots offensive coordinator Charlie Weis...Played in 47 and started 43 games for the Irish...Paved the way for a 1,000-yard rusher as a sophomore and junior and protected Brady Quinn as a sophomore and junior as he threw for 3,000 yards...Served as 1 of 5 Irish captains as a senior...Preseason All-America choice by Street & Smith as a senior...Started all 12 games as a sophomore.

PREP Named Gatorade's Connecticut Player of the Year as a senior at Greenwich High...Named All-America by SuperPrep and Parade while earning 2nd-team notice by *USA Today* and ESPN.com...Selected to U.S. Army All-America Bowl game in San Antonio...Helped team to 12-1-1 mark as a senior and a berth in the state title game...Posted 138-6 record as a heavy-weight wrestler, winning 3 state championships.



CHRIS SUMMERS #18

POSITION: Wide Receiver

HEIGHT/WEIGHT: 6-5/215

DOB: 7-10-89

HOMETOWN: Jacksonville, FL

COLLEGE: Liberty

ACQUIRED: FA for 2012

NFL SEASON: 1

VIKINGS SEASON: 1

GAMES/STARTS (regular season, playoffs) 2012 (P5-Minn). Total-0/0.

- Youngest of 3 brothers that played collegiate football, his other siblings suited up for Bethune-Cookman.
- Played basketball at Liberty where he was teammates with Seth Curry before he transferred to Duke.

OFF THE FIELD Earned degree in exercise science/kinesiology in 2011...Aspires to go to chiropractic school after football career...Played basketball for a season at Liberty...Both older brothers played football at Bethune-Cookman.

PRO Attended Cardin Signed by the Chicago Bears as an undrafted free agent in on 4/29/12...Released by the Bears on 8/26/12...Signed to the Minnesota Vikings practice squad on 9/3/12...Signed by the Vikings to a futures contract on 1/7/13.

2012 Spent training camp and preseason with the Chicago Bears before being released on 8/26...Signed to Vikings practice squad on 9/3 and spent the entire season on the Vikings practice squad and played a key role on the scout team.

COLLEGE Ended career as Liberty's all-time career leader in receptions (188), receiving yards (2,712) and TD receptions (26) in 44 contests played...Is 2nd in Big South history in receiving yards and ranked #3 in receptions and TD receptions... Selected 2-time Big South 1st-Team All-Conference member and ECAC All-Star 1st team honoree as a junior and senior... Set a program record with 240 receiving yards on 10 receptions against Stony Brook.

PREP A 4-year member of football squad at Jean Ribault HS in Jacksonville...Moved from QB to WR as a sophomore...Standout in basketball.



BLAIR WALSH #3

POSITION: Kicker

HEIGHT/WEIGHT: 5-10/192

DOB: 1-8-90

HOMETOWN: Boca Raton, FL

COLLEGE: Georgia

ACQUIRED: D6 (#175) for

2012 NFL Season: 2

VIKINGS SEASON: 2

GAMES/STARTS (regular season, playoffs) 2012 (16/0, 1/0). Total-16/0, 1/0.

- Had best debut season by a kicker in NFL history, setting League record with 10 FGs of 50+ and 3 of 50+ in a game, matching Vikings record for longest FG with a 56-yarder and setting team record with 53 touchbacks on kickoffs.
- Is the 1st K drafted by the Vikings since 1978.

OFF THE FIELD Majored in speech communication...Avid golfer...Sister is currently attending Georgia on a golf scholarship...Brother played soccer at Harvard...Started a teen volunteer program with his brother called "Hospice and Home Care"...Enjoys surfing in California and Florida.

HONORS 2012 **Pro Bowl** honoree...Named 2012 1st-Team **All-Pro** by Associated Press, Pro Football Weekly/PFWA...Named **NFC Special Teams Player of the Week** vs. Jacksonville (9/9/12), vs. St. Louis (12/16/12) and vs. Green Bay (12/30/12)...**NFC Special Teams Player of the Month** in December 2012.

PRO Burst onto scene as a rookie with record-setting season... Set NFL record with 10 FGs of 50+, breaking old record of 8 in a season held by Jason Hanson (2008) and Morten Andersen (1995)...Tied NFL record with 3 FGs of 50+ in a game at St. Louis (12/16/12)...Tied Vikings career-long with a 56-yd FG at Houston (12/23)...Set Vikings single-season touchbacks record with 53, FGs by a rookie with 35, rookie scoring with 141 points, tied FGs in a season with 35 and is 2nd in team history for season scoring with 141 points...Set NFL record for rookie FG percentage at 92.1 (35/38)...Finished season 2nd in NFL history

for rookie scoring with 141 points, trailing Kevin Butler's 144 in 1985...Is already 2nd in Vikings history in career 50+ FGs with 10, trailing Ryan Longwell's 11...Selected in 6th Round (#175 overall) in 2012...Becomes the 6th kicker ever drafted by the Vikings and the 1st since 1978...The 3rd kicker selected in the 2012 NFL Draft.

2012 Posted best rookie kicking debut in NFL history and re-wrote Vikings record book...Earned 1st-Team AP All-Pro and Pro Bowl honors...Tabbed as NFC Special Teams Player of the Week 3 times during season...In 1st career game, kicked 55-yard FG to tie opener vs. Jacksonville (9/9) and send game to OT, then kicking game-winner in OT from 38 yards out...Set Vikings and NFL record with 10 FGs of 50+ on the season...Set team record with 53 touchbacks on kickoffs...Set club rookie record with 141 points and ranked 2nd in team single-season scoring...Tied Vikings record and led NFL in 2012 with 35 FGs made...Tied team record for longest FG with 56-yarder at Houston (12/23)...Tied for 3rd in Vikings history with 5 FGs made at St. Louis (12/16).

COLLEGE Named to Georgia's Team of the Decade...Set NCAA record with at least 1 FG in 45 games...His 412 points is a Georgia and SEC record and is also ranked 2nd in NCAA history...Holds Georgia record with 184 career PATS...Set school record for consecutive PATS made when he made the opening 119 of his career...Against Coastal Carolina in 2011, made a career-long 56-yard FG...Appeared in the 2011 East-West Shrine Game...Semifinalist for the Lou Groza Award in 2010...Named ALL-SEC 1st Team by conference's coaches in 2010.

PREP Attended Cardinals Gibbons High School in Boca Raton, FL...USA Today All-USA 1st-Team Offense...Named Class AAA 2007 Florida Sports Writers Association All-State 2nd-Team offense...Appeared in 2008 U.S. Army All-American Bowl... Made 14-of-20 FGs, including two from 59 yards and 30-of-31 PATs as a senior.

KICKING INTO HIGH GEAR

Blair Walsh broke numerous team records in his debut season and tied the longest FG in club history with a 56-yarder

LONGEST FGs IN VIKINGS HISTORY

PLAYER, GAME	FG
Blair Walsh, at Houston, 12/23/12	56
Paul Edinger, vs. Green Bay, 10/23/05	56
Blair Walsh, vs. Jacksonville, 9/9/12	55
Blair Walsh, at Seattle, 11/4/12	55
Ryan Longwell, at Chicago, 10/14/07	55

FGs IN A SEASON BY VIKINGS

PLAYER	FGs
Blair Walsh, 2012	35
Gary Anderson, 1998	35

VIKINGS SINGLE-SEASON SCORING

PLAYER	POINTS
Gary Anderson, 1998	164
Blair Walsh, 2012	141

WALSH'S NFL TOTALS

SCORING

Year	GP	FG	FGA	Pct	Lg	Blk	XP	XPA	Pct	Blk	Pts
2012 (Minn)	16	35	38	92.1	56	0	36	36	1.00	1	141
Playoffs	1	1	1	1.00	33	0	1	1	1.00	0	4
Totals	16	35	38	92.1	56	0	36	36	1.00	1	141
Playoffs	1	1	1	1.00	33	0	1	1	1.00	0	4

FIELD GOALS

Year	1-19	Pct	20-29	Pct	30-39	Pct	40-49	Pct	50+	Pct
2012 (Minn)	0/0	0.00	10/10	1.00	8/9	88.8	7/9	77.7	10/10	1.00
Playoffs	0/0	0.0	0/0	0.0	1/1	1.00	0/0	0.0	0/0	0.0
Totals	0/0	0.0	10/10	1.00	8/9	88.8	7/9	77.7	10/10	1.00
Playoffs	0/0	0.0	0/0	0.0	1/1	1.00	0/0	0.0	0/0	0.0

SINGLE-GAME CAREER HIGHS

FG Attempts 6..... vs. Indianapolis, 9/14/08
 FG Made 5..... vs. Arizona, 9/24/00; vs. Indianapolis, 9/14/08
 Long FG 55..... @ Chicago, 10/14/07
 PAT Attempts 7..... vs. Arizona, 1/2/00; vs. New Orleans, 10/9/05
 PAT Made 7..... vs. Arizona, 1/2/00; vs. New Orleans, 10/9/05
 Kickoff Touchbacks 2..... 5 times, last @ Carolina, 10/3/05
 Points 17..... vs. Arizona, 9/24/00

WALSH'S CAREER GAME-BY-GAME

2012	MINNESOTA	PAT	FG	PTS	FGs (missed)
9/9	Jacksonville	2-2	4-4	14	20, 42, 55, 38
9/16	@ Indianapolis	2-2	2-2	8	51, 29
9/23	San Francisco	3-3	1-1	6	52
9/30	@ Detroit	2-2	2-3	8	49, 27, (46)
10/7	Tennessee	3-3	3-3	12	42, 36, 26
10/14	@ Washington	0-0	4-4	12	20, 27, 27, 37
10/21	Arizona	3-3	0-0	3	
10/25	Tampa Bay	2-2	1-1	5	51
11/4	@ Seattle	2-2	2-2	8	36, 55
11/11	Detroit	2-2	4-4	14	48, 23, 23, 33
11/25	@ Chicago	1-1	1-2	4	40, (30B)
12/2	@ Green Bay	2-2	0-1	2	(42)
12/9	Chicago	3-3	0-0	3	
12/16	@ St. Louis	3-3	5-5	18	50, 38, 42, 53, 51
12/23	@ Houston	2-2	3-3	11	56, 41, 39
12/30	Green Bay	4-4	3-3	13	54, 37, 29
TOTALS		34-34	35-38	141	
PLAYOFFS					
1/5/13	@ Green Bay	1-1	1-1	4	33

NIFTY FROM FIFTY

Blair Walsh set an NFL record with 10 FGs from 50+ in 2012 among other areas he etched his name in the NFL and team record book in an impressive debut season. Walsh set an NFL record for FG % by a rookie at 92.1 (35-of-38), topping Richie Cunningham's 1997 mark of 91.9 with Dallas. His 53 touchbacks on kickoffs also set a Vikings record.

NFL SINGLE-SEASON 50+ YARD FGs

PLAYER	50+ FGs
Blair Walsh, 2012, Minnesota	10/10
Jason Hanson, 2008, Detroit	8/8
Morten Andersen, 1995, Atlanta	8/9

VIKINGS CAREER 50+ YARD FGs

PLAYER	50+ FGs
Ryan Longwell, 2006-11	11
Blair Walsh, 2012-	10

NFL 50+ FGs IN A GAME

PLAYER	FGs
Blair Walsh, Minnesota at St. Louis (12/16/12)	50, 53, 51
Phil Dawson, Cleveland vs. Baltimore (9/27/12)	51, 50, 52
Josh Scobee, Jacksonville vs. Baltimore (10/24/11)	54, 54, 51
Sebastian Janikowski, Oakland vs. Houston (10/9/11)	55, 54, 50
Connor Barth, Tampa Bay vs. Miami (11/15/09)	51, 50, 54
Kris Brown, Houston vs. Miami (10/7/07)	54, 54, 57
Neil Rackers, Arizona vs. Seattle (10/24/04)	55, 55, 50
Morten Andersen, Atlanta vs. NO (12/10/95)	51, 55, 55

WALSH'S 50 YARDERS (10)

DATE	FG	FINAL
9/9/12	vs. Jacksonville	55 W 26-23
9/16/12	@ Indianapolis	51 L 20-23
9/23/12	vs. San Francisco	52 W 24-13
10/25/12	vs. Tampa Bay	51 L 17-36
11/4/12	@ Seattle	55 L 20-30
12/16/12	@ St. Louis	50, 53, 51 W 36-22
12/23/12	@ Houston	56 W 23-6
12/30/12	vs. Green Bay	54 W 37-34

WALSH'S GAME WINNERS

DATE	FG	TIME	FINAL
9/9/12	vs. Jacksonville	38..... 11:06 OT	26-23
12/30/12	vs. Green Bay	29..... 0:00	37-34



JOE WEBB #14

POSITION: Wide Receiver

HEIGHT/WEIGHT: 6-4/220

DOB: 11-14-86

HOMETOWN: Birmingham, AL

COLLEGE: Alabama-Birmingham

ACQUIRED: D6 (#199) for 2010

NFL SEASON: 4

VIKINGS SEASON: 4

GAMES/STARTS (regular season, playoffs) 2010 (5/2), 2011 (10/1), 2012 (1/0, 1/1). **Total**-16/3, 1/1.

- Won his 1st career start under hostile conditions at Philadelphia (12/26/10), a game postponed for 2 days due to weather.

- Started Vikings Wild Card playoff game at Green Bay (1/5/13), his 1st career playoff action.

- Ran for 1st career TD on Monday Night Football vs. Chicago (12/20/10) when he relieved Brett Favre.

OFF THE FIELD Earned degree in criminal justice in 2009... Interested in career in investigations following his days on the gridiron...Member of National Honor Society in high school... Engaged to Tameka...Has sons, Joe IV and Zamir...Brother, Yohance Myles, is an actor who has appeared in film, TV and stage.

PRO Moving to WR for the 2013 season...Started 1 game in 2011 at WR, opening vs. Denver (12/4)...Came into game in relief of starter Christian Ponder when he suffered a concussion at Washington (12/24/11) and helped team to the victory with a pair of passing TDs...Started final 2 games of rookie season, winning his 1st start at Philadelphia (12/28/10)...Joined Ron VanderKelen as the only Vikings rookie QBs to win their 1st start...Was the 9th player in UAB history to be drafted in the NFL and the 1st since WR Roddy White in 2005.

2012 Pressed into starting role for Wild Card playoff at Green Bay (1/5/13), his 1st start at QB since the 2010 regular season finale...Saw time in 1 game during the regular season...Went 11-of-30 for 180 yards and carried 7 times for 68 yards in Wild Card game, throwing a 50-yard TD pass to Michael Jenkins in the 24-10 loss...Saw lone action of regular season in mop-up duty vs. Tennessee (10/7)...Served as backup to starting QB Christian Ponder as he started all 16 regular season games.

2011 Did not start a game at QB, but came off the bench for injured starter Christian Ponder to play significant time at QB in 3 games...Started at WR in package vs. Denver (12/4)... Caught 1st career pass at Green Bay (11/14)...Entered game at Detroit (12/11) to lead a furious comeback and played most of 2nd half to save a win at Washington (12/24)...Made impressive plays with his feet during the season, setting a team record for rushing yards in a game by a QB at Detroit (12/11) with 109 yards on the ground, including a team-record by a QB with a 65-yard scoring run...His record-setting scramble ranked as the 7th-longest in NFL history by a QB...Threw 1st TD pass of career at Detroit, hitting Toby Gerhart from 2 yards out to cut lead to 28-34...Moved Vikings into position for game-winning score as time expired at Detroit...Replaced Ponder early in 3rd quarter of game at Washington (12/24) and engineered 4 scoring drives, including rushing for a 65-yard score and throwing a pair of TDs...Threw 17-yard TD to Kyle Rudolph and 8-yard score to Percy Harvin.

2010 Started final 2 games of season and played extensively in relief of injured Brett Favre vs. Chicago (12/20) on Monday Night Football...Became only 2nd Vikings rookie QB to win their 1st start when he guided club to a 24-14 win at Philadelphia (12/28), a game that had been delayed by 2 days by snowy weather...Ran for a pair of TDs in consecutive games during

the season, his 1st coming vs. Chicago (12/20) on a 13-yard run and the following week on a 9-yard burst at Philadelphia... Connected with Percy Harvin on a 46-yard pass at Philadelphia, his longest pass of the season...Saw 1st action at QB in relief of Tarvaris Jackson vs. NY Giants (12/12), completing a pair of passes and rushing for 16 yards in game played at Ford Field in Detroit...In 1st game action of the season, returned opening kickoff vs. Buffalo (12/5) for 30 yards, becoming the 1st Vikings QB in history to return a kickoff.

COLLEGE Earned Conference USA Offensive Player of the Year and led the NCAA in rushing yards by a QB...Team captain as a senior...His 1,427 rushing yards as a senior ranked as the 3rd-most by a QB in college football history...Was UAB's full-time starting QB as a junior and senior after playing WR as a sophomore...Played in final 2 games as a redshirt freshman in 2006 at QB, starting his 1st career game in the season finale at Central Florida...Became the 1st player in NCAA history to pass for 2,000+ yards and rush for 1,000+ yards in back-to-back seasons...Threw for 21 TDs and rushed for 11 as a senior... Threw 21 TDs with only 8 INTs...As a senior, threw career-best 4 TD passes against Florida Atlantic and tossed for career-high 378 yards the following game at Memphis...Broke the 100-yard rushing mark in 8 games as a senior, including career-high 198 in the season opener vs. Rice...Had remarkable game at UTEP as a senior when he caught a TD pass, threw a TD pass and rushed for a TD...Had career-best 6 receptions in 3 games as a sophomore, at Michigan State, at Florida State and vs. Tulane... Had career-best 106 yards receiving vs. Tulane.

PREP Attended Wenonah High in Birmingham, AL...Earned Honorable Mention All-State as a senior...Team advanced to state playoffs as a senior...Team captain as a senior and named team MVP...Played through a broken wrist in a high school game and tossed 4 TDs...Played basketball and baseball.

WEBB GEMS

Joe Webb showcased his playmaking ability and his knack for keeping plays alive with his unique scrambling ability in his opening 2 seasons with the Vikings. He led a furious comeback bid on the road at playoff-bound Detroit in 2011 with a big 2nd-half that fell short of upsetting the Lions. Webb set a team record for QBs by rushing for 109 yards in the game with a 65-yard TD jaunt.

RUSHING YARDS IN A GAME BY VIKINGS QBs

PLAYER, GAME	YARDS
Joe Webb, at Detroit (12/11/11)	109
Fran Tarkenton, at Los Angeles (11/5/61)	99
Daunte Culpepper, vs. Detroit (10/14/01)	83

LONGEST RUNS BY VIKINGS QBs

PLAYER, GAME	YARDS
Joe Webb, at Detroit (12/11/11)	65t
Fran Tarkenton, at Los Angeles (11/5/61)	52t

WEBB'S NFL TOTALS

PASSING

Year	GP/GS	Att.	Comp.	Pct.	Yards	Yds/Att	TD	INT	LG	Sk/Yds	Rating
2010 (Minn)	5/2	89	54	60.7	480	5.4	0	3	46	8/48	61.1
2011 (Minn)	10/1	63	34	54.0	376	6.0	3	2	36	3/21	74.5
2012 (Minn)	1/0	0	0	0.0	0	0.0	0	0	0	0/0	0.0
Playoffs	1/1	30	11	36.7	180	6.0	1	1	50t	3/23	54.9
Totals	16/3	152	88	57.9	856	5.6	3	5	46	11/69	66.6
Playoffs	1/1	30	11	36.7	180	6.0	1	1	50t	3/23	54.9

Record as Starter (regular/playoffs): 1-1/0-1; 1-1 in 2010; 0-0, 0/1 in 2012.

RUSHING

Year	Att.	Yards	Avg.	LG	TD
2010	18	120	6.7	16	2
2011	22	154	7.0	65t	2
2012	1	-1	-1.0	-1	0
Playoffs	7	68	9.7	17	0
Totals	41	273	6.7	65t	4
Playoffs	7	69	9.7	17	0

WEBB'S TOUCHDOWNS (* playoffs)

GAME	Play
vs. Chicago, 12/20/10	13 run
@ Philadelphia, 12/28/10	9 run
@ Detroit, 12/11/11	65 run, 2 pass to T. Gerhart
@ Washington, 12/24/11	9 run, 17 pass to K. Rudolph,
@ Green Bay, 1/5/13*	8 pass to P. Harvin
Total	50 pass to M. Jenkins
Total	8

SINGLE-GAME CAREER HIGHS

Attempts32..... @ Detroit, 1/2/11; vs. Chicago, 1/1/12

Completions20..... @ Detroit, 1/2/11

Passing Yards200..... vs. Chicago, 1/1/12

Long Pass46..... @ Philadelphia, 12/28/10 (to P. Harvin)

Highest QB Rating87.8..... @ Philadelphia, 12/28/10

Rushing Attempts7..... @ Detroit, 12/11/11

Rushing Yards109..... @ Detroit, 12/11/11

Long Rush65t..... @ Detroit, 12/11/11

Rushing TDs1..... 4, last @ Washington, 12/24/11

Reception1..... @ Green Bay, 11/14/11

Long Reception9..... @ Green Bay, 11/14/11

Kickoff Return1..... vs. Buffalo, 12/5/10

Long Kickoff Return30..... vs. Buffalo, 12/5/10

WEBB'S CAREER GAME-BY-GAME (* starts; scores for games started only)

2010 MINNESOTA	Att.	Comp.	Yards	Pct.	TD	INT	Lg	Sk/Yds	Rating	Rush	Yds	TD	Score
12/5..... Buffalo	0	0	0	0.0	0	0	0	0/0	0	0	0	0	
12/13..... NY Giants	5	2	8	40.0	0	0	7	0/0	47.9	1	16	0	
12/20..... Chicago	26	15	129	57.7	0	2	18	3/21	38.8	6	38	1	
12/28..... @ Philadelphia*	26	17	195	65.4	0	0	46	2/19	87.8	6	31	1	W 24-14
1/2/11..... @ Detroit*	32	20	148	62.5	0	1	20	3/8	60.4	5	35	0	L 13-20
Totals	63	34	480	54.0	3	2	36	3/21	74.6	22	154	2	

2011 MINNESOTA	Att.	Comp.	Yards	Pct.	TD	INT	Lg	Sk/Yds	Rating	Rush	Yds	TD	Score
9/11..... @ San Diego	0	0	0	0.0	0	0	0	0/0	0	1	-2	0	
10/16..... @ Chicago	1	0	0	0.0	0	0	0	0/0	39.6	1	1	0	
11/14..... @ Green Bay	0	0	0	0.0	0	0	0	0/0	0	1	6	0	
12/4..... Denver	1	1	8	100.0	0	0	8	0/0	100.0	1	4	0	
12/11..... @ Detroit	23	12	84	52.1	1	0	17t	1/15	75.3	7	109	1	
12/18..... New Orleans	1	0	0	0.0	0	0	0	0/0	39.6	2	0	0	
12/24..... @ Washington	5	4	84	80.0	2	0	36	1/3	158.3	5	34	1	
1/1/12..... Chicago	32	17	200	53.1	0	2	23	1/3	46.4	4	2	0	
Totals	63	34	376	54.0	3	2	36	3/21	74.6	22	154	2	

2012 MINNESOTA	Att.	Comp.	Yards	Pct.	TD	INT	Lg	Sk/Yds	Rating	Rush	Yds	TD	Score
10/7..... Tennessee	0	0	0	0.0	0	0	0	0/0	0.0	1	-1	0	
Totals	0	0	0	0.0	0	0	0	0/0	0.0	1	-1	0	

PLAYOFFS

1/5/13..... @ Green Bay*	30	11	180	36.7	1	1	50t	3/23	54.9	7	68	0	L 10-24
--------------------------	----	----	-----	------	---	---	-----	------	------	---	----	---	---------



KEVIN WILLIAMS #93

POSITION: Defensive Tackle

HEIGHT/WEIGHT: 6-5/311

DOB: 8-16-80

HOMETOWN: Fordyce, AR

COLLEGE: Oklahoma State

ACQUIRED: D1 (#9) for 2003

NFL SEASON: 11

VIKINGS SEASON: 11

GAMES/STARTS (regular season, playoffs) 2003 (16/16), 2004 (16/16, 2/2), 2005 (14/14), 2006 (16/16), 2007 (16/16), 2008 (16/16, 1/1), 2009 (16/16, 2/2), 2010 (16/16), 2011 (14/14), 2012 (16/16, 1/1). **Total-156/156, 6/6.**

• Keyed Vikings rushing defense that ranked #1, #1, #1 and #2 in the NFL from 2006-09.

• Has earned 6 Pro Bowl honors, trailing only Alan Page (9) and matching John Randle (6) among DTs in Vikings history.

• Scored 2 TDs on INT returns in 2007 and holds the Vikings record for career INTs by a lineman with 4.

OFF THE FIELD

Married in June 2005 to Tasha, couple has a son and daughter...Tasha ended her collegiate basketball career in 2006 as a senior at Louisiana Tech, helping the Lady Techsters to the NCAA Tournament and earned All-Conference honors...Majored in general studies and earned his degree from Oklahoma State in the spring of 2003...Active in the Twin Cities community through the Vikings/United Way Hometown Huddle ARC-Hennepin County Clothing Drive, supports the Minnesota National Guard and the Vikings and Friends Holiday Party for the Salvation Army...Shares the same hometown as legendary football coach Paul "Bear" Bryant...Enjoys the outdoors and is an avid fisherman...His position coach, Brendan Daly, was on staff at Oklahoma State during his career.

HONORS

Named to **50 Greatest Vikings** team as part of 50th season celebration in 2010...Selected to **Pro Bowl** in 2004, 2006, 2007, 2008, 2009 and 2010...Named **AP 1st Team All-Pro** in 2004, 2006, 2007, 2008 and 2009...Vikings 2008 **Defensive MVP** as voted by teammates...**NFC Defensive Player of the Week** vs. Jacksonville (11/28/04)...2003 **All-Rookie** Team...December 2003 **Defensive Rookie of the Month**.

PRO

Selected to **Pro Bowl** following 2010 season but was unable to attend while he and his wife expected their 2nd child...Ranks 8th in Vikings history with 56.5 career sacks, good for 3rd in team history among DTs...Helped DE Jared Allen set Vikings single-season sack record in 2011 with 22.0...Key part of the Vikings record-setting run defense in recent seasons...

4 SCORES, MAYBE MORE

Kevin Williams tied a Vikings record with his 4th career defensive TD at San Francisco in 2007. He has scored on 2 FRs and 2 INT returns in his career. He is the only Vikings defensive lineman in team history to score 4 TDs and was part of the Vikings record-tying 6 INT return TDs during the 2007 season. Williams returned an INT at San Francisco with only :14 expired in the game, the 2nd-fastest score in Vikings history.

VIKINGS ALL-TIME DEFENSIVE TDs

PLAYER	TDs
Kevin Williams	4 (2 INT, 2 FR)
Antoine Winfield	4 (2 INT, 2 FR)
Orlando Thomas	4 (2 INT, 2 FR)
Dewayne Washington	4 (3 INT, 1 FR)
Joey Browner	4 (3 INT, 1 FR)
Bobby Bryant	4 (3 INT, 1 FR)
Paul Krause	4 (2 INT, 2 FR)
Ed Sharockman	4 (3 INT, 1 FR)

Blocked a PAT and FG in 2012, giving him 3 career FG blocks and 1 PAT, ranking tied for 5th in team history in blocked FGs...Helped Vikings rank #1 in NFL rushing defense for the 3 straight seasons from 2006-2008, the 1st NFL team since the 1970 AFL-NFL merger to lead the League in 3 straight seasons...His 6 Pro Bowls rank behind only Alan Page (9) and ties John Randle (6) by Vikings DTs...Named a 1st-Team **Associated Press All-Pro** in 2009, 2008, 2007, 2006 and 2004, leading all DTs in the voting in 2004...Named an NFC starter in the **Pro Bowl** following the 2009, 2008, 2007, 2006 and 2004 seasons and was selected as an alternate following 2010...Joined fellow DT Pat Williams and DE Jared Allen in the Pro Bowl following 2008, the 3rd time in Vikings history a trio of defensive linemen earned Pro Bowl berths...Joined fellow Vikings DT Pat Williams in Pro Bowl following 2006, 2007 and 2008 seasons, the only Vikings DT tandem to play in 3 Pro Bowls...Led NFL DTs in sacks in 2004, notching team-high 11.5...Became only the 2nd Vikings rookie defender to start all 16 games in 2003, joining CB Dewayne Washington in 1994...Led the Vikings with 10.5 sacks, ranking behind only Baltimore's Terrell Suggs among rookies...Consensus **All-Rookie** honoree...Selected with the 9th overall pick in the 2003 Draft, the Vikings' highest draft choice on defense since Chris Doleman was selected #4 in 1985.

2012

Started all 16 regular season games and the Wild Card playoff at Green Bay...Had a pair of sacks on the season...Notched season-best 6 tackles at Indianapolis (9/16)...Blocked a PAT at Seattle (11/4) and blocked a FG at Chicago (11/25)...Moved into tie for 5th in team history with 3 career blocked FGs...Moved into 8th in team history with 56.5 career sacks...Played in and started 6th career playoff game in Wild Card matchup at Green Bay (1/5/13).

2011

Notched all 5.0 of his sacks in the final 7 games of the season...Moved into 9th in Vikings history with 54.5 sacks, the 4th-most in team history by a DT...Helped DE Jared Allen break Vikings single-season sack record with 22.0 and nearly match the NFL record, breaking Chris Doleman's team record of 21.0 set in 1989...Key part of Vikings posting 50.0 sacks as a team to tie for the NFL lead with Philadelphia...Set career-high with 12

SENIOR STATESMEN

The Vikings have a handful of veteran players who are approaching the all-time leaders in games played in franchise history. Williams is the longest-tenured Vikings player with the franchise as he enters his 11th season with the club in 2013.

CAREER GAMES PLAYED BY VIKINGS ENTERING 2013

PLAYER, POSITION	GAMES
Kevin Williams, DT	156*
Jared Allen, DE	141
Cullen Loeffler, LS	139*

* all games with Vikings

VIKINGS CAREER GAMES STARTED BY DEFENSIVE TACKLES

PLAYER, SEASONS	GAMES
Alan Page, 1967-78	157
Kevin Williams, 2003-12	156
John Randle, 1990-2000	150

tackles vs. Oakland (11/20), a game that kick-started his season as he notched 41 tackles, 5.0 sacks, 11.0 tackles for loss and a forced fumble in the final 7 games...Missed opening 2 games of season under NFL suspension.

2010 Opened all 16 games, continuing his consecutive games streak for the 5th straight season...Matched his career-best with 9.0 tackles for loss...Posted season-best 7 tackles vs. Miami (9/19)...Matched career-high with 3.0 tackles for loss vs. NY Giants (12/13)...Key element of the NFL's #8-ranked total defense...Sacked Dolphins QB Chad Henne vs. Miami (9/19).

2009 Tied for NFL lead among DTs with 6.0 sacks...Served as a defensive captain for the season...Earned 1st-Team **All-Pro** honors and named an NFC starter in the **Pro Bowl**...Helped Vikings defense rank #6 in the NFL in total defense for the 2nd straight year, the 1st time since 1993-94 with back-to-back top-10 finishes...Keyed Vikings rushing defense that ranked #2 in the NFL after ranking #1 for the 3 previous seasons...Played and started every game for the 4th straight season...Tied career-high with 3 passes defended at Green Bay (11/1)...Played in 100th career regular season game vs. Baltimore (10/18), celebrating game with a pair of sacks against Ravens QB Joe Flacco...Notched 14 tackles in playoff action, leading the line with 8 tackles in NFC Championship game.

2008 Voted by his teammates as the **Vikings Defensive MVP**...Earned 1st-Team **All-Pro** honors and named an NFC starter in the **Pro Bowl**...Took over as defensive captain after E.J. Henderson's season-ending injury...Tied for NFL lead among all DTs with 8.5 sacks...Key component of the Vikings run defense that led the NFL in rushing defense for the 3rd straight season, the 1st time since the 1970 AFL-NFL merger a team ranked #1 in 3 straight years...Helped Vikings rank #6 in the NFL in total defense, the highest ranking since the 1994 season...Set career-high and tied the 2nd-best single-game sack total in a game with 4.0 vs. Detroit (10/12)...Blocked FG attempt at New Orleans (10/6) that Antoine Winfield returned 59 yards for a TD on Monday Night Football, the 1st returned FG for a TD in Vikings history...Blocked FG in season opener at Green Bay (9/8)...Forced a fumble on Packers QB Aaron Rodgers while sacking him, which Rodgers recovered and attempted to throw from the end zone, resulting in an intentional grounding penalty and safety.

2007 Returned to **Pro Bowl** for 3rd time in his career and 2nd straight season...Joined teammate Pat Williams as the starting DTs for the NFC in the Pro Bowl, the 2nd time in Vikings history a pair of DTs went to consecutive Pro Bowls, following Alan Page and Gary Larsen in 1969 and 1970...Named 1st-Team **All-Pro** by Associated Press...Set a Vikings record for defensive linemen and tied a Vikings record with 4 career defensive TDs...Scored on a pair of INT returns, a 54-yarder vs. Atlanta (9/9) and an 18-yarder at San Francisco (12/9)...

Scored the 2nd-fastest TD in Vikings history when he picked off 49ers QB Trent Dilfer and scored on the 18-yard return on the 1st offensive play of the game with only 14 seconds expired in the game...Keyed the Vikings defensive effort that ranked #1 in the NFL against the run for the 2nd straight year...Led Vikings defensive linemen with 78 tackles and ranked 6th on team...Helped Vikings rank 3rd in the NFL by allowing only 7 rushing TDs on the season...Held opponents to an average of 74.1 rushing yards per game and limited some of the NFL's top talents during their games- holding Chargers All-Pro and 2007 NFL rushing champion LaDainian Tomlinson to 40 yards, Philadelphia All-Pro Brian Westbrook to 46 yards and Kansas City star Larry Johnson to 42 yards.

2006 Earned **Associated Press All-Pro** and starting job in the **Pro Bowl** for the 2nd time each in his career...Key part of the Vikings ranking #1 in the NFL in rushing defense...Helped defensive turnaround that ended with the defense ranking #8 overall in the NFL, the highest ranking since 1994...Teamed with fellow DT Pat Williams to lead run defense that allowed 985 rushing yards for the season (61.6 yards per game)...Both Vikings DTs earned Pro Bowl trips, the 1st time the Vikings sent a pair of DTs to the game since 1970 when Alan Page and Gary Larsen were honored...Started all 16 games for the 3rd time in his 4 NFL seasons...Scored 2nd career TD when he recovered a Seahawks fumble in the end zone at Seattle (10/22)...Set career-high with 6 QB hurries vs. Carolina (9/17) and vs. Arizona (11/26), winning both games...Helped hold Arizona (11/26) to only 6 rushing attempts, matching an NFL record for fewest rushing attempts in a game...Helped limit Lions to -3 rushing yards at Detroit (12/10)...Had sacks in 3 consecutive games, at Buffalo (10/1), vs. Detroit (10/8) and at Seattle (10/22).

2005 Ranked 2nd on the team with 4.0 sacks despite missing 2 games...Opened at UT when team played 4-3 defense and at LDE when Vikings played 3-4...Had a season-high 4 QB hurries and added 6 tackles vs. New Orleans (9/25)...Posted 7 tackles and a forced fumble at Atlanta (10/2)...Recorded 6 tackles and a sack of Kyle Orton at Chicago (10/16)...Started vs. Cleveland (11/27) but left game with right knee injury...Inactive for game at Detroit (12/4), snapping his streak of 43 straight games started...Returned from injury to play vs. eventual Super Bowl XL champion Pittsburgh (12/18) where he sacked Ben Roethlisberger.

2004 Built on his impressive rookie debut in his 2nd campaign, earning **Associated Press All-Pro** honors, a starting berth in the **Pro Bowl** and led the NFL in sacks by a DT with 11.5...Led Vikings in sacks for 2nd straight season...Led all NFL DTs in All-Pro votes and was named to numerous media outlets All-Pro and All-NFC squads...Named **NFC Defensive Player of the Week** for performance vs. Jacksonville (11/28) when he had 6 tackles, a sack and returned a fumble for a TD

PROLIFIC PRO BOWLS

Kevin Williams has earned trips to the Pro Bowl in 6 of his 9 NFL seasons. Williams has also earned 4 straight 1st-Team All-Pro honors from Associated Press. Only Hall of Famers Alan Page and John Randle have as many Pro Bowls by Vikings DTs.

VIKINGS ALL-TIME PRO BOWL DTs

PLAYER	PRO BOWLS
Alan Page	9
John Randle	6
Kevin Williams	6
Pat Williams	3
Gary Larsen	2
Keith Millard	2
Henry Thomas	2

SACK ATTACK

Kevin Williams moved into 8th place in Vikings history for career sacks.

VIKINGS CAREER SACKS

PLAYER	SACKS
Carl Eller	130.0
Jim Marshall	127.0
John Randle	114.0
Alan Page	108.5
Chris Doleman	96.5
Jared Allen	74.0
Doug Martin	60.5
Kevin Williams	56.5
Henry Thomas	56.0
Keith Millard	53.0

in the final 2:00 of the game...Set a Vikings record for most sacks by a Viking in his opening 2 seasons with 22.0 sacks, breaking the mark of 21.5 held by Keith Millard...Marked the 3rd time in Vikings history that a player led the team in sacks as a rookie and his 2nd season, joining Alan Page (1967-68) and Keith Millard (1985-86), although Millard played in the USFL in 1984, his debut in pro football...Along with Lance Johnstone's 11.0 sacks, joined only 2 other NFL tandems to post 10+ sacks each in 2004, Atlanta's duo of Pat Kerney/Rod Coleman and Indianapolis' Dwight Freeneey/Robert Mathis...Combined with Johnstone's 11.0 sacks to mark the 1st Vikings duo to post consecutive 10+ sack seasons since Chris Doleman/John Randle in 1992-93...Led Vikings linemen and ranked 5th on the team with 98 tackles...Notched most tackles by a Vikings lineman since Chris Doleman's 101 in 1991...Set Vikings record for passes defended by a lineman with 10, breaking the mark of 7 by Randy Holloway...Scored 1st career TD on a 77-yard return of a Byron Leftwich fumble vs. Jacksonville (11/28), the longest return in Vikings history by a lineman and the 3rd-longest overall... Intercepted his 2nd career pass when he picked Patrick Ramsey at Washington (1/2/05).

2003 Made presence felt immediately, leading the Vikings with 10.5 sacks, the 2nd-most sacks by a Vikings rookie behind Keith Millard's 11.0 in 1985...Consensus **All-Rookie** team honor-

ee...Started opening 12 games of the season at LDE and moved inside to start at NT in final 4 games...Set Vikings rookie record with 3.0 sacks in season finale at Arizona (12/28)...Named **NFC Defensive Rookie of the Month** for December when he had 18 tackles, 5.0 sacks, a forced fumble and an interception in the 4-game stretch...Joined Carl Eller (1964) and Al Noga (1988) as the only rookie DEs in team history to start the season opener when he opened game at Green Bay (9/7) in the 1st regular season contest in the newly-renovated Lambeau Field, a 30-25 Vikings win...Joined DE Lance Johnstone as players with 10.0+ sacks, the 1st time for the Vikings since 1993 when Chris Doleman and John Randle accomplished the feat.

COLLEGE Was a mainstay on the Cowboys' defensive front, starting 42 games...All-Big 12 1st-team pick by the league's coaches and the Associated Press as a senior... Earned Big 12 Player of the Week honors for his performance vs. Nebraska...Started 10 of 11 games as a junior with 9 starts at DT and 1 at DE...Named 3rd-team Freshman-All American selection by The Sporting News in 1999...All-Big 12 3rd-team selection by the league's coaches and started all 11 games as a redshirt freshman...Redshirted as a true freshman in 1998.

PREP Played TE and DL at Fordyce (AR) High...Was an All-State selection in basketball.

WILLIAMS' NFL TOTALS

Year	GP/GS	Solo	Asst.	Total	Sacks	INTs	PBU	TFL	QBH	FF/FR
2003 (Minn)	16/16	34	22	56	10.5	1 (3)	3	5.0	19	2/1 (0)
2004 (Minn)	16/16	63	35	98	11.5	1 (7)	10	5.0	20	2/3 (77)
Playoffs	2/2	6	2	8	0.0	0	0	0.0	4	0/0
2005 (Minn)	14/14	46	23	69	4.0	0	8	2.0	20	1/1 (6)
2006 (Minn)	16/16	42	31	73	5.0	0	7	9.0	51	2/3 (0)
2007 (Minn)	16/16	37	13	50	3.0	2 (72)	6	8.0	33	1/1
2008 (Minn)	16/16	62	22	84	8.5	0	5	7.0	52	1/0
Playoffs	1/1	3	3	6	0.0	0	0	0.0	2	0/0
2009 (Minn)	16/16	37	21	58	6.0	0	6	6.0	36	1/1
Playoffs	2/2	10	4	14	0.0	0	1	3.0	8	0/1
2010 (Minn)	16/16	49	16	65	1.0	0	7	9.0	29	1/0
2011 (Minn)	14/14	34	23	57	5.0	0	2	14.0	24	1/0
2012 (Minn)	16/16	19	23	42	2.0	0	7	6.0	18	0/2
Playoffs	1/1	1	2	3	0.0	0	0	0.0	1	0/0
Totals	156/156	423	229	652	56.5	4 (82)	61	71.0	294	12/12 (83)
Playoffs	6/6	20	11	31	0.0	0	1	3.0	15	0/1

SINGLE-GAME CAREER HIGHS

- Tackles.....12.....vs. Oakland, 11/20/11
- Sacks4.0.....vs. Detroit, 10/12/08
- QB Hurries8.....@ Arizona, 12/14/08
- Forced Fumble.....1.....9 times, last vs. Green Bay, 11/9/08
- Interception.....1.....@ Arizona, 12/28/03; @ Washington, 1/2/05; vs. Atlanta, 9/9/07; @ San Francisco, 12/9/07
- Long INT Return.....54t.....vs. Atlanta, 9/9/07
- Fumble Recoveries1.....9 times, last @ Dallas, 10/21/07
- Long Fumble Return77t.....vs. Jacksonville, 11/28/04
- Passes Defensed3.....@ NY Giants, 11/13/05; @ Green Bay, 11/1/09
- Tackles For Loss3.0.....@ Buffalo, 10/1/06; vs. NY Giants, 12/13/10
- Blocked FG.....1.....@ Green Bay, 9/8/08; @ New Orleans, 10/6/08; @ Chicago, 12/9/12
- Blocked PAT1.....@ Seattle, 11/4/12

WILLIAMS' SACKS		
GAME	QB	SACKS
vs. San Francisco, 9/28/03	Tim Rattay	2.0
vs. Denver, 10/19/03	Steve Beuerlein	0.5
vs. NY Giants, 10/26/03	Kerry Collins	1.0
vs. Green Bay, 11/2/03	Brett Favre	1.0
@ Oakland, 11/16/03	Rick Mirer	1.0
vs. Seattle, 12/7/03	Matt Hasselbeck	1.0
@ Chicago, 12/14/03	Rex Grossman	1.0
@ Arizona, 12/28/03	Josh McCown	3.0
vs. Dallas, 9/12/04	Vinny Testaverde	1.0
vs. Chicago, 9/26/04	Rex Grossman	1.0
@ Houston, 10/10/04	David Carr	1.0
vs. Tennessee, 10/24/04	Billy Volek	1.0
vs. NY Giants, 10/31/04	Kurt Warner	1.0
@ Indianapolis, 11/8/04	Peyton Manning	1.0
vs. Jacksonville, 11/28/04	Byron Leftwich	1.0
@ Chicago, 12/5/04	Chad Hutchinson	2.0
vs. Seattle, 12/12/04	Matt Hasselbeck	1.0
@ Washington, 1/2/05	Patrick Ramsey	1.5
@ Chicago, 10/16/05	Kyle Orton	1.0
vs. Pittsburgh, 12/18/05	Ben Roethlisberger	1.0
vs. Chicago, 1/1/06	Kyle Orton	2.0
vs. Carolina, 10/17/06	Jake Delhomme	1.0
@ Buffalo, 10/1/06	J.P. Losman	1.0
vs. Detroit, 10/8/06	Jon Kitna	1.0
@ Seattle, 10/22/06	Seneca Wallace	1.0
@ San Francisco, 11/5/06	Alex Smith	1.0
vs. Atlanta, 9/9/07	Joey Harrington	1.0
@ Dallas, 10/21/07	Tony Romo	1.0
vs. Detroit, 12/2/07	Jon Kitna	1.0
vs. Carolina, 9/21/08	Jake Delhomme	2.0
vs. Detroit, 10/12/08	Dan Orlovsky	4.0
vs. Houston, 11/2/08	Sage Rosenfels	1.0
@ Jacksonville, 11/23/08	David Garrard	1.5
@ Cleveland, 9/13/09	Brady Quinn	1.0
@ St. Louis, 10/11/09	Kyle Boller	1.0
vs. Baltimore, 10/18/09	Joe Flacco	2.0
@ Pittsburgh, 10/25/09	Ben Roethlisberger	1.0
vs. Detroit, 11/15/09	Matthew Stafford	1.0
vs. Miami, 9/13/10	Chad Henne	1.0
vs. Oakland, 11/20/11	Carson Palmer	1.0
@ Atlanta, 11/27/11	Matt Ryan	1.0
@ Detroit, 12/11/11	Matthew Stafford	1.0
@ Washington, 12/24/11	Rex Grossman	1.0
vs. Chicago, 1/1/12	Josh McCown	1.0
vs. Arizona, 10/21/12	John Skelton	1.0
vs. Detroit, 11/11/12	Matthew Stafford	1.0
Totals		56.5

WILLIAMS' INTERCEPTIONS		
GAME	QB	INTs
@ Arizona, 12/28/03	Josh McCown	1 (3)
@ Washington, 1/2/05	Patrick Ramsey	1 (7)
vs. Atlanta, 9/9/07	Joey Harrington	1 (54t)
@ San Francisco, 12/9/07	Trent Dilfer	1 (18t)
Totals		4 (82)


WILLIAMS' TOUCHDOWNS	
GAME	Play
vs. Jacksonville, 11/28/04	.77 fumble return
@ Seattle, 10/22/06	0 fumble return
vs. Atlanta, 9/9/07	.54 interception return
@ San Francisco, 12/9/07	.18 interception return
Totals	4 (2 FR, 2 INT)

50 GREATEST VIKINGS HONORED DURING VIKINGS 50TH SEASON

The 50 Greatest Vikings were recognized as the pinnacle of a season-long celebration of the club's 50th season in 2010. The Vikings legends took part in a weekend of activities leading up to the regular season home finale vs. Chicago on 12/20/10.

50 GREATEST VIKINGS	
PLAYER, POSITION	SEASONS
Grady Alderman, T	1961-74
Jared Allen, DE	2008-present
Matt Birk, C	1998-2008
Matt Blair, LB	1974-85
Bill Brown, RB	1962-74
Joey Browner, S	1983-91
Bobby Bryant, CB	1967-80
Anthony Carter, WR	1985-93
Cris Carter, WR	1990-2001
Fred Cox, K	1963-77
Daunte Culpepper, QB	1999-2005
Chris Doleman, DE	1985-93, '99
Carl Eller, DE	1964-78
Chuck Foreman, RB	1973-79
John Gilliam, WR	1972-75
Bud Grant, Head Coach	1967-83, '85
Wally Hilgenberg, LB	1968-79
Steve Hutchinson, G	2006-11
Tim Irwin, T	1981-93
Steve Jordan, TE	1982-94
Tommy Kramer, QB	1977-89
Paul Krause, S	1968-79
Gary Larsen, DT	1965-74
Carl Lee, CB	1983-93
Randall McDaniel, G	1988-99
Keith Millard, DT	1985-91
Randy Moss, WR	1998-2004, '10
Dave Osborn, RB	1965-75
Alan Page, DT	1967-78
Adrian Peterson, RB	2007-present
John Randle, DT	1990-2000
Ahmad Rashad, WR	1976-82
Ed Sharockman, CB	1962-72
Jeff Siemion, LB	1972-82
Robert Smith, RB	1993-2000
Scott Studwell, LB	1977-90
Doug Sutherland, DT	1971-81
Fran Tarkenton, QB	1961-66, '72-78
Henry Thomas, DT	1987-94
Mick Tingelhoff, C	1962-78
Stu Voigt, TE	1970-80
Gene Washington, WR	1967-72
Ed White, G	1969-77
Sammy White, WR	1976-86
Kevin Williams, DT	2003-present
Antoine Winfield, CB	2004-12
Roy Winston, LB	1962-76
Ron Yary, T	1968-81
Gary Zimmerman, T	1986-92





RODERICK WILLIAMS #25

POSITION: Cornerback
HEIGHT/WEIGHT: 5-10/180
DOB: 5-27-86
HOMETOWN: Monroe, LA

COLLEGE: Alcorn State
ACQUIRED: FA for 2013
NFL SEASON: 1
VIKINGS SEASON: 1

GAMES/STARTS (regular season, playoffs) 2012 (7/1, 1/1).
Total- 7/1, 1/1.

- Collegiate standout at Alcorn State, the alma mater of Vikings Head Coach Leslie Frazier.

- Spent 3 seasons playing for the Edmonton Eskimos totaling 111 tackles and 11 interceptions during his tenure and was named a CFL West Division all-star in 2011.

OFF THE FIELD Earned bachelor's degree in recreation at Alcorn...Supportive of breast cancer charities, a cause that hits close to home as his family has been affected by the disease...Developed friendship with Pro Football Hall of Famer Darrell Green during collegiate career...Grew up in same hometown as Vikings alum Pat Williams and considers him a mentor...Owns a trucking company in Monroe, LA.

PRO Signed by the Vikings on 2/11/13...Was released by the Edmonton Eskimos following the 2012 season to pursue NFL opportunities...Signed with the Edmonton Eskimos in June of 2010.

2012 Started all 18 games in which he played, including 1 playoff game...Was on the injured list for the final game of the

regular season...Recorded 44 tackles, 4 INTs and 2 FFs...Tied career-high with 44 tackles

2011 Started 15 regular season games and 1 playoff game...Ranked tied for 2nd in the CFL with 6 INTs and was selected a CFL West Division All-Star...Posted career-best 6 INTs and 44 tackles...Helped team advance to CFL Western Division Finals game, falling to British Columbia in the title game...Helped Eskimos top Calgary in Western Division Semi-Finals.

2010 Appeared in 12 games while starting 6 and recorded 1 INT...Began season on Edmonton's practice roster.

COLLEGE Earned All-America honors as a junior at Alcorn State...Twice honored as an All-SWAC choice...Played DB and was a standout on special teams return units.

PREP Named All-State as a senior at Richwood High in Monroe, LA...Selected a 3-time All-District performer...Played DB, WR and KR.

WILLIAMS' CFL TOTALS

Year	GP/GS	DEFENSE				
		Tkls	Sacks	INTs	Lg INT	FRs
2010 (Edm)	12/6	23	0	1	10	0
2011 (Edm)	15/15	44	0	6	33	0
2012 (Edm).....	17/17	44	0	4	22	2
Total.....	44/38	111	0	11	33	2

VIKINGS ORIGINAL STARTING LINEUP

The Vikings take the field for the 50th season in franchise history in 2010 and have seen the NFL change dramatically over the years. The players who started the upset win over Chicago in the 1961 opener were a mix of future stars and aging veterans who were embarking on a new adventure with the NFL's fledgling franchise. The team started veteran signal-caller George Shaw instead of rookie phenom Fran Tarkenton, a footnote in history to Tarkenton's Hall of Fame career. Tarkenton came off the bench late in the 1st quarter to spearhead the Vikings to a win over the same Bears club that posted a dominating 30-7 win only two weeks prior in a preseason game played in Cedar Rapids, IA.

Tarkenton threw 4 TDs passes and hit on 17-of-23 for 250 yards. The Vikings opened the scoring in the game with a Mike Mercer FG. Tarkenton connected with Bob Schnelker on the 1st TD pass of his career on a 14-yard toss. Tarkenton went on to throw TDs to Jerry Reichow from 29 yards, Hugh McElhenry from a yard out and ran for a 3-yard TD himself on a QB keeper. He rounded out the day with a 2-yard TD pass to Dave Middleton and the upstart Vikings notched a 37-13 win.

VIKINGS STARTING LINEUP IN 1961 OPENER VS. CHICAGO

WR.....Dave Middleton, 6-1, 190, 7th Year, Auburn
 LT.....Grady Alderman, 6-3, 235, 2nd Year, Detroit
 LG.....Gary Huth, 5-11, 228, 4th Year, Wake Forest
 C.....Bill Lapham, 6-3, 250, 2nd Year, Iowa
 RG.....Mike Rabold, 6-2, 240, 3rd Year, Indiana
 RT.....Frank Youso, 6-4, 260, 4th Year, Minnesota
 TE.....Bob Schnelker, 6-4, 215, 9th Year, Bowling Green
 WR.....Dick Haley, 5-10, 195, 2nd Year, Pittsburgh
 QB.....George Shaw, 6-0, 185, 7th Year, Oregon
 HB.....Hugh McElhenry, 6-1, 190, 10th Year, Washington
 FB.....Mel Triplett, 6-1, 215, 7th Year, Toledo

VIKINGS STARTING LINEUP IN 1961 OPENER VS. CHICAGO

DE.....Jim Marshall, 6-3, 230, 2nd Year, Ohio State
 DT.....Bill Bishop, 6-4, 250, 10th Year, North Texas State
 DT.....Ed Culpepper, 6-1, 255, 4th Year, Alabama
 DE.....Don Joyce, 6-3, 255, 11th Year, Tulane
 LB.....Dick Grecni, 6-1, 230, Rookie, Ohio
 LB.....Rip Hawkins, 6-3, 230, Rookie, North Carolina
 LB.....Clancy Osborne, 6-3, 217, 3rd Year, Arizona State
 CB.....Jack Morris, 6-0, 190, 4th Year, Oregon
 CB.....Dick Pesonen, 6-0, 190, 2nd Year, Minnesota-Duluth
 SS.....Rich Mostardi, 5-11, 188, 2nd Year, Kent State
 FS.....Charlie Sumner, 6-1, 195, 5th Year, William & Mary



JARIUS WRIGHT #17

POSITION: Wide Receiver
HEIGHT/WEIGHT: 5-10/180
DOB: 11-25-89
HOMETOWN: Warren, AR

COLLEGE: Arkansas
ACQUIRED: D4a (#118) for 2012
NFL SEASON: 2
VIKINGS SEASON: 2

GAMES/STARTS (regular season, playoffs) 2012 (7/1, 1/1).
Total- 7/1, 1/1.

- High school and collegiate teammates with fellow 4th-Round Draft pick Greg Childs.
- Caught 2 longest passes by a Viking in 2012 as a rookie.

OFF THE FIELD Studied sociology at Arkansas and was named to the Razorback Honor Roll in the fall of 2011 based on his performance in the classroom...Sponsors an AAU basketball team in his hometown...Avid outdoorsman, enjoys fishing, hiking and boating...Father is a retired Arkansas state trooper and Army reservist.

PRO Had 2 longest catches by Vikings during his rookie season in 2012 with 65 and 54-yarders...Helped set Vikings record when 5 rookies started game vs. Chicago (12/9), Wright joined T Matt Kalil, FB Rhett Ellison, CB Josh Robinson and S Harrison Smith...Selected in 4th round (#134 overall) in 2012...Joins former college and high school teammate Greg Childs in the Vikings 2012 draft class...Was the 1st of 3 Vikings picks in the 4th Round of the 2012 NFL Draft by...Former college teammate of Vikings OT DeMarcus Love.

2012 Hauled in 2 TDs on the season to lead Vikings rookies...Played in final 7 regular season games and the Wild Card playoff at Green Bay with 1 start in regular season vs. Chicago (12/9)...Reeled in the 2 longest passes on the Vikings season with 65 yarder vs. Green Bay (12/30) and 54-yarder vs. Detroit (11/11)...His 1st NFL reception in his 1st game was 54-yard strike from Christian Ponder vs. Detroit (11/11)...Had career-high 7

catches in his 2nd career game at Chicago (11/25)...Scored 1st career TD on 3-yarder from Ponder vs. Detroit (11/11)...Hauled in 8-yard score vs. Green Bay (12/30) in season finale.

COLLEGE Appeared in 50 games during his Arkansas career, making 44 starts...Missed only 1 game during his career, in 2011 vs. Troy...Wright is 1st in the Arkansas record books with receptions (168) and receiving yards (2,934)...Ranks 5th all-time in SEC history in receiving yards...His 24 career receiving TDs ranks 2nd in school history and tied for 15th in SEC history...Wright has 9 100+ yard games, which is tied for 2nd in program history...Set single-season records for Arkansas in 2011 with 66 receptions, 1,117 yards and 12 TDs despite missing 1 game...SEC Co-Offensive Player of the Week after torching Texas A&M in 2011 with 13 receptions for 281 yards and 2 TDs, the 281 yards was 2nd in SEC history and an Arkansas single-game record...Hauled in a career long 89-yard TD in 2010 versus Mississippi State...Was Arkansas' Outstanding Offensive Player in the Liberty Bowl vs. East Carolina in 2009 when he had 4 catches for 90 yards and 1 TD.

PREP Named to the 2007 All-State team at Warren High School in Warren, AR and the 2007 All-Arkansas team by the Arkansas Democrat-Gazette...Earned a spot on the AP Super Team...Racked up 58 receptions for 1,350 yards and 15 TDs as a senior...Had 3 returns (1 KR, 2 PR) for TDs during the '07 season...All-State choice during his junior season when he finished with 51 receptions, 1,086 yards and 15 TDs to go with 5 return TDs (3 KR, 2 PR).

WRIGHT'S NFL TOTALS

Year	GP/GS	RECEIVING					RUSHING				
		No.	Yds.	Avg.	Lg	TD	No.	Yds.	Avg.	Lg	TD
2012 (Minn).....	7/1	22	310	14.1	65	2	2	11	5.5	8	0
Playoffs.....	1/1	2	13	6.5	8	0	0	0	0.0	0	0
Total.....	7/1	22	310	14.1	65	2	2	11	5.5	8	0
Playoffs.....	1/1	2	13	6.5	8	0	0	0	0.0	0	0

WRIGHT'S TOUCHDOWNS

Game	Play
vs. Detroit, 11/11/12.....	3 pass from Ponder
vs. Green Bay, 12/30/12.....	8 pass from Ponder
Total.....	2 (2 regular season- 2 receiving)

WRIGHT'S GAME-BY-GAME (* start)

2012	MINNESOTA	No	Yards	Avg.	Long	TD	Att	Yards	Avg.	Long	TD
11/11	Detroit.....	3	65	21.7	54	1	1	3	3.0	3	0
11/25	@ Chicago.....	7	49	7.0	12	0	0	0	0.0	0	0
12/2	@ Green Bay.....	1	13	13.0	13	0	0	0	0.0	0	0
12/9	Chicago*.....	2	29	14.5	16	0	0	0	0.0	0	0
12/16	@ St. Louis.....	1	11	11.0	11	0	0	0	0.0	0	0
12/23	@ Houston.....	5	53	10.6	21	0	1	8	8.0	8	0
12/30	Green Bay.....	3	90	30.0	65	1	0	0	0.0	0	0
Totals	GP/GS: 7/1	22	310	14.1	65	2	2	11	5.5	8	0
PLAYOFFS											
1/5/13	@ Green Bay	2	13	6.5	8	0	0	0	0.0	0	0

KICKOFF
EXECUTIVES
STAFF
COACHES
PLAYERS
ROOKIES
2012 SEASON
RECORDS
PLAYOFF RECORDS
HISTORY
EXTRA POINTS



2013 TEAM GUIDE

ROOKIES



SHARRIF FLOYD #95

POSITION: Defensive Tackle
HEIGHT/WEIGHT: 6-3/305
DOB: 5-28-91
HOMETOWN: Philadelphia, PA

COLLEGE: Florida
ACQUIRED: D1a (#23) for 2013
NFL SEASON: Rookie
VIKINGS SEASON: Rookie

• Was the 3rd DT drafted in 2013 and is the 1st DT the Vikings have selected in the 1st Round since Kevin Williams in 2003.

• The 1st of 3 players drafted in the 1st round by the Vikings in 2013, only the 2nd time in club history had 3 picks in the 1st round and 1st time by an NFL team since St. Louis in 2001.

OFF THE FIELD Visited and spoke to Gainesville elementary students while at Florida...Position coach at Florida was former NFL All-Pro DT Bryant Young...Majored in social and behavioral sciences major.

PRO Selected #23 overall in 2013, the 3rd DT selected overall... Becomes just the 2nd University of Florida player chosen by the Vikings in the 1st round in team history...Is the 1st DT selected by the Vikings in the 1st round since 2003 when the club drafted Kevin Williams 9th overall...The 1st of 3 players drafted by the Vikings in the 1st round, marking only the 2nd time in team history the team had 3 picks in the 1st round and the 1st time for an NFL team since St. Louis did it in 2001... Was 1 of 8 Gators selected in the 2013 NFL Draft.

COLLEGE Played in 37 career games, making 26 starts as a Gator...Declared for the NFL Draft following his junior season... Had 115 career tackles, 26.0 TFL, 4.5 sacks, a pass breakup, 3 blocked FGs and a FF...His 3 career kick/punt blocks is tied for 5th in school history...Appeared in and started all 13 games during the 2012 season and was named 1st-Team Defense AP All-SEC (DT), 1st-Team Defense Coaches' All-SEC (DL), Sporting News All-American, Phil Steele Postseason All-SEC 1st-Team (DL)...1st DL at Florida since 2001 to earn All-America honors... Recorded 46 tackles on the season and led the team with 13.0 TFL, added one forced fumble and two blocked kicks during his junior season...Recorded 5 tackles, including 2.0 sacks for a loss of 12 yards and blocked a field goal against Louisville in the Sugar Bowl...Started the final 11 games of the season at DE after being suspended for the 1st 2 games by the NCAA in 2011...Totaled 46 tackles, 6.5 TFL, 1.5 sacks, a pass breakup, a blocked kick during his sophomore campaign...Named to

THREE IN ONE

The Vikings drafted 3 players in the 1st Round of the 2013 Draft, only the 2nd time in club history the occurrence happened and the 1st time by an NFL team since St. Louis in 2001. The last Vikings 3-member 1st Round class was in 1967, a class that produced future Hall of Famer Alan Page.

VIKINGS 3 SELECTIONS IN THE 1ST ROUND - 1967

- 1a- Clinton Jones (#2 overall) RB, Michigan State
- 1b- Gene Washington (#8) WR, Michigan State
- 1c- Alan Page (#15) DT, Notre Dame

FLOYD'S COLLEGE TOTALS

Year	GP/GS	Tackles			Sacks	INTs	PBU	TFL	QBH	FF/FR
		Solo	Asst.	Total						
2010	13/1	10	13	23	0.0	0	0	8.0	1	0/0
2011	11/11	19	27	46	1.5	0	1	6.5	4	0/0
2012	13/13	29	17	46	3.0	0	0	13.0	6	1/0
Totals	37/25	58	57	115	4.5	0	1	26.0	11	1/0

the 2010 Coaches' Freshman All-SEC Team...Had 23 tackles, 13 assisted and 10 solo, with 6.5 for loss in 2010...Was 1 of 7 true freshmen to make a start in 2010...Earned a starting spot and contributed 2 tackles, including 1 for loss, in the Gators' win over Penn State in the Outback Bowl.

PREP Was ranked the No. 1 DT by Scout.com and selected the Maxwell Football Club's National High School Player of the Year in 2009...Attended George Washington High School...Garnered Public League Player of the Year accolades and was named to the All-City squad by the Daily News his senior year...Also named to the Daily News All-Decade Team as well as naming him the Public League Player of the Decade...Graduated with a 3.0 GPA.



KICKOFF
EXECUTIVES
STAFF
COACHES
PLAYERS
ROOKIES
2012 SEASON
RECORDS
PLAYOFF RECORDS
HISTORY
EXTRA POINTS



XAVIER RHODES #29

POSITION: Cornerback
HEIGHT/WEIGHT: 6-1/210
DOB: 6-19-90
HOMETOWN: Miami, FL

COLLEGE: Florida State
ACQUIRED: D1b (#25) for 2013
NFL SEASON: Rookie
VIKINGS SEASON: Rookie

- Became only the 4th DB drafted by the Vikings in the 1st round and the 2nd CB among those 4.
- Eaned ACC Defensive Rookie of the Year in 2010.

OFF THE FIELD Majored in social science at Florida State and is 16 credits shy of graduating...Would like to be run his own business after football...Appeared at a Tallahassee middle school while at FSU to speak with kids about the importance of staying in school...Loves to watch movies and listen to music when away from football...His favorite movies include the recent Batman series and Step Brothers...Has a son, Justin.

PRO Selected #27 overall in 2013 by the Vikings...Is the 4th DB in team history selected in the 1st round and the 2nd CB among the 4, joining 2012 pick Harrison Smith in consecutive seasons at DB in 1st round...Is the 3rd Florida State player chosen by the Vikings, 2nd in the 1st round...Is 1 of 6 former Seminoles on the Vikings roster in 2013.

COLLEGE Appeared in 43 games at Florida State, making 38 starts...Was part of teams that went 38-16 during his FSU career...Won the ACC Atlantic Division in 2010 and 2012...Won the ACC Championship following the 2012 season on their way to an Orange Bowl victory over Northern Illinois...4-0 in bowl games at FSU with wins at the Gator Bowl, Chick-Fil-A Bowl, Champs Sports Bowl and the BCS Orange Bowl...Earned 1st-Team All-ACC honors following his junior season...Was the only ACC player to be named a semifinalist for the Jim Thorpe Award...Was twice selected (2011-12) as the Mr. Dependable Skill Award winner at Florida State annual team banquet...Was named the ACC Defensive Rookie of the Year in 2010 along with earning Freshman All-American honors...Led the Seminole defense with 10 passes defended and 3 INTs in 2012...Recorded his 8th career INT in the ACC Championship Game win versus Georgia Tech and forced and recovered a fumble in the Orange Bowl victory over Northern Illinois, his final game as a Seminole...Was targeted 47 times over his final 12 games and allowed just 13 receptions for 88 yards with 2 INTs and 7 PBUs...Registered a season-high 7 tackles at NC State...Helped FSU's defense lead the nation in yards allowed per play (3.86) and rank 2nd nationally in total defense (254.14 ypg) in 2012...Was a 2nd-year starter at CB in 2011...Intercepted 1 pass on the season against NC State and finished with 4 tackles in the win over Notre Dame in the Champs Sports Bowl...Started all 14 games in 2010 as a redshirt freshman...Earned Freshman All-American honors along with being named the ACC Defensive Rookie of the Year...Tallied 16 pass breakups and passes defended which led all freshman nationally...Tied for the team lead with 4 INTs...Ranked 7th on the team with 58 total tackles and 4th in solo stops with 49...Named FSU's top newcomer...Appeared in 2 games in 2009 as a true freshman before suffering a hand injury that sidelined him for the remainder of the season.

PREP Attended Norland High in Miami, playing RB and WR...Led Norland in both rushing and receiving as a senior, earned Miami Herald All-Dade honors as an all-purpose back...Earned All-Dade honors on the defensive side of the ball...Played in the 12th annual Nike South Florida All-Star game...Recorded more than 1,000 all-purpose yards as a junior...Member of his high school's 4x100 relay team that went to State...Teammate of Steelers WR Antonio Brown and fellow 2013 draft class member, Tourek Williams, chosen by San Diego.



RHODES' COLLEGE TOTALS

Year	GP/GS	Tackles			Sacks	INTs	PBU	TFL	QBH	FF/FR
		Solo	Asst.	Total						
2009	2/0	0	0	0	0.0	0	0	0	0	0/0
2010	14/14	49	9	58	2.0	4 (40)	12	3.5	0	0/2
2011	13/10	36	7	43	0.0	1 (0)	4	1.5	0	0/0
2012	14/14	27	12	39	0.0	3 (14)	7	2.0	0	1/1
Totals	43/38	112	28	140	2.0	8 (54)	23	6.0	0	1/3



CORDARRELLE PATTERSON #84

POSITION: Wide Receiver
HEIGHT/WEIGHT: 6-2/220
DOB: 3-17-91
HOMETOWN: Rock Hill, SC

COLLEGE: Tennessee
ACQUIRED: D1c (#29) for 2013
NFL SEASON: Rookie
VIKINGS SEASON: Rookie

- Joins only Carl Pickens in UT history to score a TD 4 different ways in their Volunteer career and is only the 2nd player in school history to score TDs by PR and KR in the same season.
- The 3rd of 3 Vikings 1st-round draft picks, only the 2nd time in team history landing 3 picks in the 1st round and the 1st time in the NFL since St. Louis in 2001.

OFF THE FIELD Majored in arts and sciences at UT... Attended Hutchinson Community College before moving on to Tennessee...High school teammate with Vols QB Justin Worley.

PRO Acquired with #29 overall pick in 2013 Draft after a trade with New England, giving the Vikings 3 picks in the 1st round for only the 2nd time in franchise history, the last coming in 1967... Was the 3rd WR drafted in 2013...Selected 5 picks before fellow Volunteers WR Justin Hunter (#34, Titans)...Joined the SEC's impressive production during the 2013 Draft with 63 players being selected, twice as many as the next closest conference, the ACC, with 31 draft picks.

COLLEGE In his lone season of Division I football, earned All-SEC honors and started all 12 games for Tennessee...Tabbed as 1st-Team All-SEC by Associated Press as an All-Purpose Player...Earned 1st-Team All-SEC All-Purpose Player by conference coaches and 2nd-Team Return Specialist by the coaches... Set UT record with 1,858 all-purpose yards, breaking record set by Reggie Cobb in 1987...Became 1st player in NCAA to score a TD 4 different ways in a season since 2008 (receiving, rushing, punt return, kickoff return)...Joins only Carl Pickens in UT history by scoring a TD 4 different ways in their Volunteer career and is the only UT player to do it in a single season...Became only 2nd UT player with a PR and a KOR score in the same season, joining Bobby Gordon in 1957 and joins only Gordon, Stanley Morgan and Willie Gault to accomplish the feat in a career...Ranked 2nd in SEC history for single-season KOR avg. at 28.0 (24/67) and set UT record...Notched his career-best 275 all-purpose yards vs. Troy, the 2nd-best total in UT history...Notched 219 of his 275 yards against Troy by receiving, the 4th-best receiving yardage day in Vols history...Returned a KO 98 yards for a TD at Mississippi State, the 1st KOR TD for a Vol since 2002...Scored on an 81-yard PR at Vanderbilt, ending day with 247 all-purpose yards (109 PR, 86 KOR, 52 rec)...In his debut game at UT, notched 165 all-purpose yards (93 rec/72 rush) and 2 TDs vs. North Carolina State, scoring on 41-yard catch and 67-yard run...Set season-high with 5 rushes vs. Missouri, scoring on a 5-yard run, posting 161 all-purpose yards and threw a 28-yard pass to TE Mychal Rivera...Was rated the #1 JUCO WR recruit coming out of Hutchinson following the 2011 season and #4 overall JUCO prospect...Earned NJCAA All-America honors both seasons at Hutchinson CC...Named

PATTERSON'S COLLEGE TOTALS

Year	GP/GS	RECEIVING				RUSHING				PUNT RETURNS				KICK RETURNS				
		No.	Yds.	Lg	TD	No.	Yds	Lg	TD	No.	Yds.	LG	TD	No.	Yds.	Lg	TD	
2010	Hutch CC	11/11	52	908	79	9	7	19	11	0	6	53	24	0	7	312	98	2
2011	Hutch CC	12/12	61	924	70	15	32	379	65	6	0	0	0	0	11	511	97	3
2012	Tennessee	12/12	46	778	58	5	25	308	67	3	4	101	81t	1	24	671	98t	1
Total		35/35	159	2,610	79	29	64	706	67	9	10	154	81t	1	42	1,494	98t	6

Jayhawk Conference Offensive Player of the Year in 2011... Hauled in 15 TD passes, 6 rushing TDs and scored 3 TDs on KORs in 2011...Left Hutchinson with career records in receptions, receiving yards, receiving TDs, total TDs, career points, career all-purpose yards and career KOR average.



PREP Standout WR at Northwestern High in Rock Hill, SC... Helped lead team to Class 4A Division II state title game as a senior in 2008...Named All-State as a senior...High school teammate with future UT teammate QB Justin Worley... Attended North Carolina Tech Christian Academy in 2010.



KICKOFF
 EXECUTIVES
 STAFF
 COACHES
 PLAYERS
 ROOKIES
 2012 SEASON
 RECORDS
 PLAYOFF RECORDS
 HISTORY
 EXTRA POINTS



GERALD HODGES #54

POSITION: Linebacker
HEIGHT/WEIGHT: 6-2/243
DOB: 1-17-91
HOMETOWN: Paulsboro, NJ

COLLEGE: Penn State
ACQUIRED: D4 (#120) for 2013
NFL SEASON: Rookie
VIKINGS SEASON: Rookie

• Led Penn State in tackles as a junior and senior, posting over 100 stops each season.

• The highest-drafted LB by the Vikings since Chad Greenway in 2006, the #17 pick overall

OFF THE FIELD Has completed coursework for a degree in rehabilitation services from PSU...Aspires to a career in teaching or counseling following his football career...Joins fellow LB from PSU Michael Mauti in the 9-member Vikings 2013 Draft class.

PRO Is the highest LB drafted by the Vikings since Chad Greenway was taken #17 overall in 2006...Ranks as the 4th-highest drafted player by the Vikings from Penn State in team history and the 1st Nittany Lion selected by the club since G John Gerak was #57 overall in 1993.

COLLEGE Started 26 of the 44 games he played at SAM LB for PSU...Earned 2nd-Team All-Big Ten honors as a senior by conference coaches and media as senior...Tabbed as 1st-Team All-Big Ten honoree by coaches and 2nd-Team honoree by media as a junior...Selected Big Ten Defensive Player of the Week 3 times in his career, twice as a junior and once as a senior...Became only 11th player in Nittany Lions history to lead the team in tackles in consecutive seasons...Ended career ranked #15 in school history with 249 tackles, posting only 34 in his opening 2 seasons...Played in 2013 East-West Shrine Game following senior season...Ranked #4 in the Big Ten 109 tackles...Is the 6th PSU player to post consecutive 100+ tackle seasons...Concluded senior season as a semi-finalist for

HODGES' COLLEGE TOTALS


Year	GP/GS	Tackles			Sacks	INTs	PBU	TFL	FF/FR
		Solo	Asst.	Total					
2009	11/0	3	0	3	0.0	0	0	0.0	0/0
2010	8/1	15	16	31	0.0	0	2	2.5	0/0
2011	13/13	60	46	106	4.5	1	4	10.0	2/0
2012	12/12	45	69	109	1.0	2	7	8.5	1/1
Totals	44/26	123	126	249	5.5	3	13	21.0	3/1

Butkus Award...Named Big Ten Defensive Player of the Week as a senior for performance against Northwestern...Took home Big Ten Defensive Player of the Week recognition in consecutive weeks as a junior against Northwestern and Illinois...Had a KOR and 2 PRs in 2012 season opener vs. Ohio...Had INTs against Navy and Indiana as a senior...Set career-high with 14 tackles as a junior at Northwestern along with snaring his 1st career INT and returning it 63 yards...Posted 9 tackles in TicketCity Bowl against Houston as a junior...Started 1st career game as a sophomore vs. Indiana...Tied season-best with 6 tackles vs. Florida in Outback Bowl...Saw time in each game as a freshman in 2009, 1 of 8 true freshmen to get game action...Began season at safety but moved to LB following a series of injuries that depleted the unit.

PREP Was twice named All-South Jersey and All-Conference at Paulsboro, NJ High...Standout QB, S and return man...Was a 3-year starter at QB...Ended prep career ranked the #4 OLB in the nation by Scout.com...Helped team to South Jersey Group I title as a junior and senior...Captained wrestling and track teams...Ended junior wrestling season with 40-1 record and ranked 3rd in state.



Gerald Hodges ended his collegiate career by paying tribute to friend and fellow Penn State LB Michael Mauti, wearing the injured Mauti's #42 in the 2012 season finale. The entire PSU team wore the #42 on their helmets against the Badgers to honor their emotional leader who had his senior season cut short.



JEFF LOCKE #12

POSITION: Punter
HEIGHT/WEIGHT: 6-0/203
DOB: 9-27-89
HOMETOWN: Glendale, AZ

COLLEGE: UCLA
ACQUIRED: D5 (#155) for 2013
NFL SEASON: Rookie
VIKINGS SEASON: Rookie

• Is the highest drafted punter in Vikings history (155th overall). Becomes the 6th punter chosen in team history.

• Was born in Germany while his father was stationed there with the US Air Force.

OFF THE FIELD Appeared on the UCLA honor roll each year from 2008-2012...Was a 3-year representative on UCLA's student-athlete advisory council...Graduated with a degree in economics...Has interest in going back to school to earn his MBA and run his own business...Earned 1st-Team All-Pac 12 academic honors in 2012, was named 2nd-Team twice... Presented with the Athletic Director's Academic Excellence Award in 2012...Selected as UCLA's 2011-12 Male Student-Athlete of the Year...Visited Mattel Children's Hospital in Los Angeles to speak with patients...Involved with Team Prime Time at UCLA that helped kids with disabilities...Enjoys playing golf and video games when away from football...His father is a member of the Air Force and he enjoys military history books...Was born in Frankfurt, Germany and has lived in Kansas and Arizona.

PRO Selected in 5th round (#155 overall), the highest selected punter in Vikings history...Will join former UCLA teammate and 6th round selection G Jeff Baca in Minnesota...Was the 1st P/K selected in the 2013 NFL Draft...Only 8 punters have been selected higher since 2003.

COLLEGE Appeared in 53 games at UCLA...Was 1-2 in post-season bowl games with his win coming at the EagleBank Bowl in 2009 over Temple...Won back-to-back Pac 12 South Division Championships in 2011-12...Served as a special teams co-captain in 2012...Handled punting and kicking duties for UCLA...Ranks 2nd in UCLA history in punts (275), yardage (12,163) and punting average (44.23)...Semifinalist for the Ray Guy Award in 2 of his 4 seasons as a Bruin...1st-Team All-Pac-12 as selected by the coaches in 2012, 2nd-Team All-Pac-12 in 2009, '10...Was an honorable mention for All-American by SI.com in '12...Selected to play in the Senior Bowl following his 2012 season...Named to The Sporting News All-Freshman team...As a senior, led Pac

LOCKE'S COLLEGE TOTALS

Year	GP	No	Yds	Gr Avg	Net Avt	Long	IN20	50+	KO TBs
2009	70	3,054	43.6	38.1	81	20	12	20
2010	64	2,934	45.8	41.3	63	19	21	14
2011	64	2,838	44.3	38.7	70	26	15	21
2012	77	3,337	43.3	39.9	64	34	22	68
Totals53	275	12,163	44.2	39.5	81	99	70	123

12 punters with 35 punts IN20 (21 at or inside the opponent's 10-yard line)...Averaged 43.3 yards per punt in 2012...Tallied 68 TBs on 89 KOs, leading the Pac 12 in 2012...Ranked 5th in the nation in gross punting average (44.3) in 2011...Earned the team's Tommy Prothro award in '11 for the Outstanding Special Teams Player, also shared the honor in 2009, '10...Against Texas, Locke made the first 2 FGs of his career (51, 49) while adding a season-long 70-yard punt...In 2010, ranked 1st in the Pac-10 and 4th in the NCAA with a punting average of 45.8 which ranked 2nd all-time in Bruins history...His Bruin squad led the nation in net punting (41.3) in 2010...Recorded a career-long 81-yard punt at Arizona in 2009...Did not see action in 2008 as a redshirt.

PREP A 4-year letterman at Mountain Ridge HS in Glendale, AZ...Played WR, K and P...Was a Parade All-American, EA Sports 1st-team All-American and ranked as the #1 kicker coming out of HS by ESPN.com...Appeared in the Under Armour All-American Game...As a senior, was selected All-Arizona and 1st-team All-State...Team captain as a senior and named 5A all-state as a K...Set school records for most FGs in a season (11), longest punt (71 yards) and longest FG (63, a state record)...Also participated in soccer, earning 3 letters...Named All-Region in soccer in the 3 years that he participated...Selected as second-team all-state as a junior and Region Player of the Year.



KICKOFF
EXECUTIVES
STAFF
COACHES
PLAYERS
ROOKIES
2012 SEASON
RECORDS
PLAYOFF RECORDS
HISTORY
EXTRA POINTS



JEFF BACA #60

POSITION: Guard
HEIGHT/WEIGHT: 6-3/302
DOB: 1-10-90
HOMETOWN: Mission Viejo, CA

COLLEGE: UCLA
ACQUIRED: D6 (#196) for 2013
NFL SEASON: Rookie
VIKINGS SEASON: Rookie

• Started 45 games at 2 different positions during his collegiate career, 25 at G and 20 at T.
• Teammates with fellow 2013 Vikings draft selection, P Jeff Locke, at UCLA for 4 years.


OFF THE FIELD Graduated with a degree in political science... Active within the community while at UCLA including visits to children's hospitals...Enjoys bow hunting and visiting the beach in his free time.

PRO Joins G Travis Bond (7th round, #214) as the lone linemen in the Vikings 2013 draft class...Was 1 of 4 Bruins taken in the 2013 NFL Draft...Selected in the 6th round (#196) by the Vikings.

COLLEGE Played in 46 games, making 45 starts as a Bruin... Started 25 games at G and 20 games at T...Started all 12 games, 11 at G and 1 at T, in 2012 and was voted 2nd-Team All-Pac 12 by the coaches...Earned the Kenneth S. Washington Award for Outstanding Senior of the Year on Offense at the team's annual awards banquet...Participated in the East-West Shrine All-Star game following the 2012 season...Started every contest, 11 at T and 1 at G, during 2011...Did not play in 2010 due to

NCAA eligibility issues...Started all 13 games at G during his sophomore season in 2009...As a freshman appeared in 9 games with 8 starts at T...Winner of UCLA's Ed Kezirian "Coach K" Award for Academic and Athletic Excellence in 2008.

PREP 3-year letterwinner at Mission Viejo HS...Named 1st-Team all-league as a senior and 2nd-Team all-league as a junior...Advanced to the CIF State Championship track meet as a senior and finished 8th in the shot put.



MICHAEL MAUTI #56

POSITION: Linebacker
HEIGHT/WEIGHT: 6-2/243
DOB: 1-19-90
HOMETOWN: Mandeville, LA

COLLEGE: Penn State
ACQUIRED: D7a (#213) for 2013
NFL SEASON: Rookie
VIKINGS SEASON: Rookie

• Father, Rich, played with New Orleans and Washington as a WR and played at Penn State from 1975-76. His brother, Patrick, was a teammate of his at PSU.

• Named the Big Ten's Butkus-Fitzgerald Linebacker of the Year winner in 2012.

OFF THE FIELD Earned bachelor's degree in criminal justice... Son of former Penn State and NFL WR, Rich Mauti...Brother, Patrick, played at Penn State from 2005-09 and sister, Rachel, played volleyball at Louisiana-Lafayette...Active in fundraising efforts with his dad's Rich Mauti Cancer Fund.

PRO Was the 1st of 3 players drafted in the 7th round by the Vikings, 213th overall...Drafted along with fellow PSU LB Gerald Hodges who was a 4th-round pick.

COLLEGE Started 22 of the 39 games he played at PSU...Part of 8-4 PSU team in 2012 that was not eligible for bowl game...Capped Nittany Lions career by being honored with Big Ten Conference's Butkus-Fitzgerald Linebacker of the Year award as a senior in 2012 and earned 1st-Team All Big Ten honors from conference coaches and media...Selected as Nittany Lions' 2012 Outstanding Senior Player...Took Big Ten Defensive Player of the Week honors 3 times in his career, twice as a senior...PSU co-captain as a senior...Led the conference with 125 INT return yards as a senior...Named conference Defensive Player of the Week as a senior against Illinois and selected as

Walter Camp Defensive Player of the Week for same game when he notched 2 INTs, including a 99-yard return against the Illini but did not score on the play, the 2nd-longest INT return in PSU history...Had season-best and tied career-high with 13 tackles against Ohio State...Had 8 tackles, a sack and an INT in win at Iowa...Ranked 2nd on team as a senior with 95 tackles, trailing only fellow Vikings draft pick Gerald Hodges...Had 13 tackles against Alabama as a junior as the #3-ranked Crimson Tide visited #23 Penn State...Started all 4 games he has played a junior in 2011...Finished 5th on PSU squad as a sophomore in 2001 with 68 tackles...Granted medical redshirt in 2009...Saw action in 13 games as a true freshman in 2008...Led PSU special teams coverage units with 12 tackles on KO cover...Enrolled early at PSU in January 2008, taking part in spring practice.

PREP Standout at Mandeville, LA High...Ended prep career ranked as the #3 MLB prospect in the nation by ESPN and ranked #58 overall on the ESPN Top 150...Played in US Army All-American Bowl following high school career...Earned Louisiana All-Class 5A honors as a senior.



MAUTI'S COLLEGE TOTALS

Year	GP/GS	Tackles			Sacks	INTs	PBU	TFL	FF/FR
		Solo	Asst.	Total					
2008	13/0	12	14	26	0.0	0	0	1.0	1/0
2010	11/7	32	36	68	2.0	0	1	5.5	0/0
2011	4/4	10	11	21	0.0	1	3	3.0	0/0
2012	11/11	48	47	95	2.5	3	5	4.0	3/3
Totals	39/22	102	108	210	4.5	4	9	13.5	4/3



TRAVIS BOND #76

POSITION: Guard
HEIGHT/WEIGHT: 6-7/330
DOB: 12-10-90
HOMETOWN: Windsor, NC

COLLEGE: North Carolina
ACQUIRED: D7b (#214) for 2013
NFL SEASON: Rookie
VIKINGS SEASON: Rookie

• Appeared in all 51 games during his 4 years at UNC while starting 29.

OFF THE FIELD Exercise and sport science major at UNC... Nicknamed Tree Top...Has a son named T.J....Aspires to be an Athletic Director...Active in the community visiting elementary schools and hospitals...Attended HS and is good friends with Golden State Warriors G Kent Bazemore.

PRO Selected in the 7th round (#214) in 2013 by the Vikings... Joins G Jeff Baca as the lone linemen in the Vikings 2013 draft class...Was 1 of 5 Tar Heels taken in the 2013 NFL Draft.

COLLEGE Appeared in all 51 games during his 4 years at UNC while starting 29...Started all 12 games in 2012 and was voted Honorable Mention All-ACC...Helped pave the way for UNC's 1st back-to-back 1,000 yard rusher since 1992...Started

every contest during 2011, making 13 starts at G...Appeared in all 13 games and started 3 during sophomore season in 2010...Started all 13 games at G during his sophomore season in 2009...Played in all 13 games and made his 1st career start in the Meineke Car Care Bowl.

PREP Standout 4-year starter at Bertie HS...Played basketball and participated in track and field.



EVERETT DAWKINS #79

POSITION: Defensive Tackle
HEIGHT/WEIGHT: 6-2/300
DOB: 6-13-90
HOMETOWN: Spartanburg, SC

COLLEGE: Florida State
ACQUIRED: D7c (#229) for 2013
NFL SEASON: Rookie
VIKINGS SEASON: Rookie

• Graduated from Florida State in 3.5 years with a degree in social science.
 • One of 4 members from the Florida State defensive line to be drafted in 2013 along with Bjoern Werner (IND), Tank Carradine (SF) and Branden Jenkins (WAS).

OFF THE FIELD Earned his degree from Florida State in Social Science in 3.5 years...Was a 4-year member on the Student Athletic Advisory Committee as FSU...Loves to fish, play video games and is an avid Netflix user...Joined Seminole teammates at a local elementary school to teach kids the importance of staying in school...Would like to go into coaching after his football career is over.

PRO Selected #229 overall in 2013 by the Vikings...Joins 1st round selection CB Xavier Rhodes as Seminoles transitioning to Vikings in 2013...Is 1 of 6 FSU players on the Vikings roster in 2013...Was the 2nd DT selected by the Vikings in the 2013 draft joining Sharrif Floyd who was chosen in the 1st round.

COLLEGE Started 41 times in 57 career games at FSU...His 41 career starts was tops among the Seminole defenders in 2012...Finished with a 47-20 record at FSU, including his redshirt freshman season...Won the ACC Atlantic Division

in 2008, '10 and '12...Won the ACC Championship following the 2012 season...Was 5-0 in postseason bowl games with 2 victories at the Champs Sports Bowl, 1 win in the Gator Bowl, 1 win at the Chick-Fil-A Bowl and finished his college career with a BCS victory in the Orange Bowl over Northern Illinois...Earned All-ACC 2nd-Team honors following his senior campaign... Co-recipient of the Unselfish Leadership Award on defense and the Defensive Warrior award given by the strength and conditioning staff, 2nd time winning the Defensive Warrior award (2011)...Was selected play in the Under Armour Senior Bowl... Recorded a tackle in 12 straight games during his senior year... Aided the Seminole defense to lead the nation in yards allowed per play (3.86) and to rank 2nd nationally in total defense (254.1 ypg)...FSU defense ranked in the top 6 nationally in scoring (14.71 ppg), rushing defense (92.29 ypg) and opponent three-and-outs (6.29 per game)...Earned All-ACC honorable mention honors after his junior season...Helped the Seminoles rank 1st nationally in yards allowed per rush (2.3) and 2nd nationally in



overall rushing defense (82.7 ypg)...Hauled in his only collegiate INT at Duke...Picked up a sack against Notre Dame in the Champs Sports Bowl...Notched 6 TFLs and 2.5 sacks in 2010, his sophomore season while making 7 starts in 14 games...Played in 13 games as a redshirt freshman, making 7 starts...Finished 6th on the team with 3.5 TFLs, including 1 sack...Started the season at DE before making the switch to his more natural DT spot...Played in 3 games as a true freshman before being granted a medical redshirt.

PREP Earned All-State honors at DE for South Carolina powerhouse Byrnes HS...Led his team to a state championship along with a 15-0 record as a senior...Played in Max Emfinger's All-American Bowl Classic where he recorded 5 sacks...Participated in the 71st annual Shrine Bowl...Chose Florida State over the

in-state South Carolina Gamecocks...Lettered in track and basketball in high school...Competed in the State tournament for shot-put...Was a high school teammate of San Francisco RB Marcus Lattimore.

DAWKINS' COLLEGE TOTALS

Tackles

Year	GP/GS	Solo	Asst.	Total	Sacks	INTs	PBU	TFL	FF/FR
2008	3/0	1	1	2	1.0	0	0	1.0	0/0
2009	13/7	9	5	14	1.0	0	0	3.5	0/0
2010	14/7	20	19	39	2.5	0	0	6.0	0/0
2011	13/13	15	10	25	2.0	1	3	3.0	1/0
2012	14/14	14	12	26	0.5	0	1	1.5	0/0
Totals	57/41	59	47	106	7.0	1	4	15.0	1/0

2013 ROOKIE FREE AGENTS

COLIN ANDERSON, #45, TE, FURMAN, 6-4, 240, 11/21/89

- Collected 90 receptions for 1,541 yards and 11 TDs in 44 games, while starting 33 as a Paladin.
- Selected 1st-Team All-Southern Conference in 2011 and 2012.
- Finished career 2nd in receptions and receiving yards and 1st in TDs in school history among TEs.
- Named 1st-Team All-American in 2011 after recording career-highs in catches (40), receiving yards (696) and TDs (7).
- Earned a degree in business administration major at Furman.
- Is 1 of 3 Paladins on the Vikings roster, joining All-Pro and Pro Bowl FB Jerome Felton and fellow rookie RB Jerodis Williams.
- Attended Principia Upper School in St. Louis where he was a 2-year starter at QB and S, team captain and MVP as a senior.

- Selected 1st-Team All-Southern Conference by the league's coaches after finishing 3rd on the team with 77 tackles.
- Started 13 games in 2012 at S and all 14 games in 2011 at LB.
- Had a 3.57 GPA and was a Dean's list selection in fall of 2012.
- Sport management major.
- Attended Thomson HS in Georgia where he was 2-time all-state pick by the Atlanta Journal Constitution.

ERIK HIGHSMITH, #8, WR, NORTH CAROLINA, 6-1, 190, 11/20/90

- Played in 51 career games and made 42 starts in 4 years at Chapel Hill where he was teammates with fellow Vikings rookie C Travis Bond.
- Ranks 3rd in UNC history with 166 receptions and had 2,047 receiving yards and 14 receiving TDs in his career.
- Recorded a reception in 45 of his 51 career appearances.
- Caught a career high 54 passes for 587 yards and a career high-tying 5 TDs in 2012.
- Had a personal best 726 receiving yards on 51 receptions in 2011
- Nicknamed Mookie.
- Attended West Craven HS where he led the state of North Carolina in receiving yards as senior.
- Earned degree in sport science and administration.

BRANDAN BISHOP, #37, S, N.C. STATE, 6-1, 208, 1/23/91

- Started 46 games in 4 years and finished tied for 4th in school history with 12 INTs.
- Teammates with current Viking LB Audie Cole at N.C. State from 2009-2011.
- Selected an honorable mention All-ACC performer in 2012 after ranking 2nd on the team with 111 tackles and snaring 3 INTs.
- Had 99 tackles and 5 INTs as a junior in 2011.
- Hails from the same hometown as Viking K Blair Walsh.
- Earned degree in business administration from NCSU.
- Attended Boca Raton HS in Florida.

MARQUIS JACKSON, #64, DE, PORTLAND STATE, 6-4, 280, 1/11/90

- Played 1 season at the College of Canyons (2009) and 2 seasons Texas Southern (2010-11) before transferring to Portland State.
- Named 1st-Team All-SWAC in 2010 and 2011.
- Recorded 111 tackles, 34.5 TFLs and 13.0 sacks 2 seasons at Texas Southern.
- Had 36 tackles, 10.5 TFLs and 7.5 sacks in lone season at PSU.

DARIUS EUBANKS, #49, S, GEORGIA SOUTHERN, 6-1, 215, 7/12/91

- Started 51 of 52 games at both LB and S during his 4-year career at Georgia Southern.

KICKOFF
EXECUTIVES
STAFF
COACHES
PLAYERS
ROOKIES
2012 SEASON
RECORDS
PLAYOFF RECORDS
HISTORY
EXTRA POINTS

- Attended Birmingham HS in the San Fernando Valley section of Los Angeles where he was an all-conference performer.

ZACH LINE, #48, FB, SOUTHERN METHODIST, 6-1, 233, 4/26/90

- Totaled 4,185 rushing yards, which is 2nd in school history behind Erik Dickerson, and 47 rushing TDs, which is tied for the most in school history with Dickerson, in 50 career games, including 41 starts.
- Only player in SMU history to have 3 seasons of 1,200+ rushing yards.
- Had 4,784 career all-purpose yards (2nd at SMU) and 282 career points (3rd at SMU).
- Named the Conference USA Offensive Player of the Year after rushing for 1,278 yards and 13 TDs in 2012. Also added 33 receptions for 229 yards during his senior campaign.
- Selected 1st-Team All-C-USA 3 straight seasons (2010-12).
- Was a sport management major at SMU.
- Attended Oxford HS in Michigan where he was an All-State selection after rushing for 1,723 yards and 17 TDs as well as recording 154 tackles while playing defense.

ANTHONY McCLOUD, #76, DT, FLORIDA STATE, 6-2, 313, 8/6/89

- Appeared in 40 games and tallied 30 starts while at FSU.
- Attended Itwamba Community College in Mississippi in 2008 before transferring to FSU where he redshirted in 2009.
- Nicknamed Amp.
- Named All-ACC Honorable Mention in 2012.
- Received multiple team awards for leadership while at FSU.
- Finished his career as a Seminole with 84 tackles, 9.0 TFLs and 4.0 sacks.
- Earned degree in social science.
- Is 1 of 4 FSU rookies on the roster and 6 total Seminoles on the 2013 Vikings roster.
- Attended Itwamba Community College with Lions 2013 2nd round pick DB Darius Slay.
- Attended Thomasville County Central HS in Georgia.

BRADLEY RANDLE, #38, RB, UNLV, 5-7, 193, 9/17/90

- Appeared in 38 games and recorded 2 starts while at UNLV.
- Became just the 3rd player in school history to leave school early for the NFL draft declaring following his redshirt junior season.
- Rushed for a career total of 1,233 yards on 275 attempts (4.5 avg.) and 11 TDs. Also had 14 career catches for 151 yards and 1 TD.
- Was named his team's Offensive MVP after leading the team with 9 total TDs and was 2nd on the team with 635 rushing yards on 138 carries (4.6 avg.) in 2012.
- Earned degree in hotel management.
- His father, Lenny Randle, was a longtime pro baseball player playing for 6 different teams, including the Rangers for 5 seasons, in his 11 year MLB career. Lenny is also a member of the Arizona State Hall of Fame.
- Attended Vista Murrieta HS in California where he rushed for 1,593 yards and 22 TDs as a senior.

RODNEY SMITH, #83, WR, FLORIDA STATE, 6-5, 220, 3/11/90

- Appeared in 48 games while starting 34 at Florida State.
- Considered one of the Seminoles' most dependable receiver setting a school record with 39 consecutive games with a reception.
- Had 106 receptions, 1,540 yards and 10 TDs in his career.
- Recipient of the team's leadership award among offensive players in 2012.
- Is 1 of 4 FSU rookies on the roster and 1 of 6 Seminoles with the Vikings in 2013.
- Earned degree in criminology.
- Attended Archbishop Carroll HS in Miami, Florida where he earned Miami Herald All-Dade honors as a WR despite playing in a run-based offense. Was a 3-time All-Dade honoree
- Cousins with Dolphins RB Lamar Miller.

ADAM THIELEN, #19, WR, MINNESOTA STATE, 6-2, 195, 8/22/90

- Played in 46 games and started 37 while at Minnesota State-Mankato, the site of the annual Vikings training camp.
- Finished his career 2nd all-time in receptions (198), 3rd in receiving yards (2,802), 3rd in receiving TDs (20), 3rd in punt return yards (582) and 3rd in punt returns (57)
- Had 74 catches, 1,176 yards and 8 TDs as well as 24 punt returns for 239 yards and 1 TD as a senior.
- Was a 1st-Team All NSIC South Division selection as a senior and a 2nd-Team All NSIC South Division selection as a junior.
- Earned a degree in management from MSU.
- Attended Detroit Lakes HS in northern MN where he led his team to a 9-1 record and was selected All-Conference and All-State as a senior.
- Was a member of the Lakers state championship golf team in as a senior.

COLLINS UKWU, #67, DE, KENTUCKY, 6-4, 260, 1/6/90

- 3-year starter at Kentucky appearing in 46 games and starting 35.
- Had his most productive season as a senior totaling 41 tackles, 6.0 TFLs, 4.0 sacks and 2 FFs in 11 starts.
- Active in the community while at Kentucky, helping the Big Blue U Move-In among other causes.
- Played in the Texas vs. the Nation All-Star Game following his senior season.
- Earned his second degree in sociology after previously graduating with a degree in community communications and leadership development.
- Attended La Vergne HS in Tennessee where he set a school record for career TFLs (43.0) and was honored as honorable mention All-State as a senior despite playing only 7 games due to injury.

JAMES VANDENBERG, #6, QB, IOWA, 6-3, 220, 11/23/89

- Spent 5 years at Iowa, including redshirting in 2008, and finished with 5,786 yards, 35 TDs, 20 INTs in 27 career starts.
- Selected to UI Leadership Group 4 years (2009-12).
- Started all 25 games in his junior and senior seasons.
- Had his best season as a junior throwing for 3,022 yards, 25

TDs and 7 INTs leading his team to the Insight Bowl in 2011.

- Finished 2012 with 2,157 passing yards, 7 TDs and 8 INTs.
- Had a career 12-15 record as a starter.
- Named Academic All-Big 10 4 straight years (2009-12) and graduated with a degree in human physiology.
- Attended Keokuk HS where he was named the Iowa Class-3A Player of the Year as a senior as well as the Iowa High School Offensive Player of the Year.
- Considered the most prolific passer in Iowa high school history holding 12 different state passing records including career passing yards (7,709) and career passing TDs (93).

CAMDEN WENTZ, #64, C, N.C. STATE, 6-3, 305, 11/27/90

- Appeared in 48 games while starting 39 for the Wolfpack.
- Was teammates with Vikings LB Audie Cole at N.C. State for 3 years (2009-11).
- Started 39 consecutive games his final 3 seasons for Wolfpack.
- Played 2,943 snaps and allowed only 3 sacks in his career.
- Was 2nd on the team in snaps in 2010 with 995, trailing only QB Russell Wilson.
- Sport management major.
- Father was an All-American swimmer at Arkansas.
- Swam and played lacrosse at Lassiter HS in Georgia where he was also named to the AP's All-Georgia team on the gridiron.

JERODIS WILLIAMS, #43, RB, FURMAN, 5-10, 203, 3/30/91

- 4-year letterwinner, 3-year starter, 2-time 1st-Team All-Southern Conference performer and 2012 consensus All-

American as a return specialist at Furman.

- Appeared in 44 games while starting 33 and rushed for 3,097 yards and 29 TDs to finish his career 5th on Furman's all-time rushing list.
- Had back-to-back 1,000-yard rushing seasons, totaling 1,170 his senior year and 1,055 his junior year.
- Had 16 kickoff returns for 574 yards (35.9 avg.) and 2 TDs in 2012. Both TDs were 100-yard returns against Western Carolina and Appalachian State.
- Was named the College Football Performance Awards FCS Kickoff Returner of the Year in 2012.
- Earned a degree in information technology at Furman.
- Attended football powerhouse Prattville HS in Alabama where he was a member of 3 consecutive state championship teams that combined to post a 43-1 record.
- Is 1 of 3 Paladins on the Vikings roster, joining All-Pro and Pro Bowl FB Jerome Felton and fellow rookie Colin Anderson.

NATHAN WILLIAMS, #60, LB, OHIO STATE, 6-3, 245, 10/16/89

- Spent 5 seasons with the Buckeyes and lettered 4 years while starting 20 of the 45 games he appeared in.
- Finished his career with 132 tackles, 25.0 TFLs and 12.0 sacks.
- Started 8 of 10 games he appeared in and registered 40 tackles, 3.5 TFLs and 2.0 sacks during the Buckeyes undefeated season in 2012.
- Communications major was named Academic All-Big 10 in 2009-10.
- Had season ending knee surgery in 2011.
- Attended Miami Trace HS in Ohio where he was honored 3 times each as all-league, all-district and all-Ohio.



Colin Anderson



Brandon Bishop




Darius Eubanks



Erik Highsmith



Marquis Jackson



Zach Line




Anthony McCloud



Bradley Randle



Rodney Smith



Adam Thielen



Collins Ukwu




James Vandenberg



Camden Wentz



Jerodis Williams



Nathan Williams

2013 VIKINGS ROSTER

No.	Name	Pos	Ht	Wt	Birthdate	Exp	College	HS Hometown	Acquired
3	Blair Walsh	K	5-10	192	1/8/90	2	Georgia	Boca Raton, FL	D6 '12
4	McLeod Bethel-Thompson	QB	6-3	230	7/3/88	2	Sacramento State	San Francisco, CA	FA '12
6	James Vandenberg	QB	6-3	220	11/23/89	R	Iowa	Keokuk, IA	UDFA '13
7	Christian Ponder	QB	6-2	229	2/25/88	3	Florida State	Colleyville, TX	D1 '11
8	Erik Highsmith	WR	6-1	190	11/20/90	R	North Carolina	Vanceboro, N.C.	UDFA '13
11	Stephen Burton	WR	6-1	224	12/11/89	3	West Texas A&M	Lakewood, CA	D7B '11
12	Jeff Locke	P	6-0	203	9/27/89	R	UCLA	Glendale, AZ	D5 '13
14	Joe Webb	WR	6-4	220	11/14/86	4	Alabama-Birmingham	Birmingham, AL	D6 '10
15	Greg Jennings	WR	6-0	195	9/21/83	8	Western Michigan	Kalamazoo, MI	UDFA '13
16	Matt Cassel	QB	6-4	228	5/17/82	9	Southern California	Chatsworth, CA	FA '13
17	Jarius Wright	WR	5-10	180	11/25/89	2	Arkansas	Warren, AR	D4a '12
18	Chris Summers	WR	6-5	215	7/10/89	1	Liberty	Jacksonville, FL	PS '12
19	Adam Thielen	WR	6-2	195	8/22/90	R	Minn. State-Mankato	Detroit Lakes, MN	UDFA '13
20	Chris Cook	CB	6-2	212	2/15/87	4	Virginia	Lynchburg, VA	D2a '10
21	Josh Robinson	CB	5-10	199	1/8/91	2	Central Florida	Sunrise, FL	D3 '12
22	Harrison Smith	S	6-2	214	2/2/89	2	Notre Dame	Knoxville, TN	D1b '12
23	Joe Banyard	RB	5-10	205	11/12/88	1	Texas-El Paso	Sweetwater, TX	PS '12
24	A.J. Jefferson	CB	6-1	190	4/4/88	4	Fresno State	Bakersfield, CA	T (AZ) '12
25	Roderick Williams	CB	5-10	180	5/27/86	1	Alcorn State	Monroe, LA	FA '13
26	Jacob Lacey	CB	5-10	183	5/28/87	5	Oklahoma State	Garland, TX	UDFA '13
27	Brandon Burton	CB	5-11	190	7/31/89	3	Utah	Houston, TX	D5a '11
28	Adrian Peterson	RB	6-1	217	3/21/85	7	Oklahoma	Palestine, TX	D1 '07
29	Xavier Rhodes	CB	6-1	210	6/19/90	R	Florida State	Miami, FL	D1b '13
30	Greg McCoy	CB	5-9	187	9/8/88	1	Texas Christian	Dallas, TX	FA '13
31	Bobby Felder	CB	5-11	200	9/23/90	1	Nicholls State	McComb, MS	UDFA '12
32	Toby Gerhart	RB	6-0	231	3/28/87	4	Stanford	Norco, CA	D2b '10
33	Jamarca Sanford	S	5-10	200	8/27/85	5	Mississippi	Batesville, MS	D7 '09
34	Andrew Sendejo	S	6-1	200	9/9/87	3	Rice	San Antonio, TX	FA '11
35	Marcus Sherels	CB	5-10	175	9/30/87	3	Minnesota	Rochester, MN	FA '10
36	Robert Blanton	S	6-1	200	9/7/89	2	Notre Dame	Matthews, N.C.	D5 '12
37	Brandon Bishop	S	6-1	208	1/23/91	R	NC State	Boca Raton, FL	UDFA '13
38	Bradley Randle	RB	5-7	193	9/17/90	R	UNLV	Murrieta, CA	UDFA '13
40	Rhett Ellison	FB	6-5	250	10/3/88	2	Southern California	Portola Valley, CA	D4b '12
41	Mistral Raymond	S	6-1	202	9/7/87	3	South Florida	Palmetto, FL	D6b '11
42	Jerome Felton	FB	6-0	248	7/3/86	6	Furman	Madisonville, TN	UDFA '12
43	Jerodis Williams	RB	5-10	203	3/30/91	R	Furman	Prattville, AL	UDFA '13
44	Matt Asiata	RB	6-0	234	7/24/87	2	Utah	Santa Ana, CA	FA '11
45	Colin Anderson	TE	6-4	240	11/21/89	R	Furman	St. Louis, MO	UDFA '13
46	Cullen Loeffler	LS	6-5	241	1/27/81	10	Texas	Ingram, TX	FA '04
48	Zach Line	FB	6-1	233	4/26/90	R	SMU	Oxford, MS	UDFA '13
49	Darius Eubanks	S	6-1	215	7/12/91	R	Georgia Southern	Thomson, GA	UDFA '13
50	Erin Henderson	LB	6-3	244	7/1/86	6	Maryland	Aberdeen, MD	FA '08
51	Larry Dean	LB	6-0	226	8/7/88	3	Valdosta State	Tifton, GA	FA '11
52	Chad Greenway	LB	6-2	242	1/12/83	8	Iowa	Mt. Vernon, SD	D1 '06
54	Gerald Hodges	LB	6-2	243	1/17/91	R	Penn State	Paulsboro, NJ	D4 '13
55	Marvin Mitchell	LB	6-3	249	10/21/84	7	Tennessee	Norfolk, VA	UDFA '13
56	Michael Hanti	LB	6-2	243	1/19/90	R	Penn State	Mandeville, LA	D7a '13
57	Audie Cole	LB	6-5	239	6/1/89	2	NC State	Monroe, MI	D7a '12
58	Tyrone McKenzie	LB	6-2	245	12/11/85	3	Florida	Riverside, CA	FA '11
59	Desmond Bishop	LB	6-2	238	7/24/84	7	California	Fairfield, CA	FA '10
60	Jeff Baca	G	6-3	302	1/10/90	R	UCLA	Mission Viejo, CA	D6 '13
60	Nathan Williams	LB	6-3	245	10/16/89	R	Ohio State	Columbus, OH	UDFA '13
61	Joe Berger	C	6-5	305	5/25/82	9	Michigan Tech	Newaygo, MI	FA '11
62	Chase Bakler	DT	6-2	300	5/21/88	1	Boise State	Rocklin, CA	UDFA '12
63	Brandon Fusco	G	6-4	306	7/26/88	3	Slippery Rock	Cranberry Township, PA	D6c '11
64	Marquis Jackson	DE	6-4	280	1/11/90	R	Portland State	Lake Balboa, CA	UDFA '13
64	Camden Wentz	C	6-3	305	11/27/90	R	NC State	Marietta, GA	UDFA '13
65	John Sullivan	C	6-4	301	8/8/85	6	Notre Dame	Old Greenwich, CT	D6a '08
66	Tyler Holmes	G	6-4	312	7/24/88	1	Tulsa	Ontario, Canada	UDFA '12
67	Collins Ukwu	DE	6-4	260	1/6/90	R	Kentucky	LeVergne, TN	UDFA '13
68	Kevin Murphy	T	6-7	305	2/16/90	1	Harvard	San Clemente, CA	FA '12
69	Jared Allen	DE	6-6	270	4/3/82	10	Idaho State	Los Gatos, CA	T (KC) '08
71	Phil Loadholt	T	6-8	343	1/21/86	5	Oklahoma	Fountain, CO	D2 '09
72	Seth Olsen	G	6-5	305	12/17/85	4	Iowa	Omaha, NE	FA '13
73	DeMarcus Love	T	6-4	315	3/7/88	2	Arkansas	Dallas, TX	D6a '11
74	Charlie Johnson	G	6-4	305	5/2/84	8	Oklahoma State	Sherman, TX	UDFA '11
75	Matt Kalil	T	6-7	308	7/6/89	2	Southern California	Corona, CA	D1a '12
76	Travis Bond	G	6-7	330	12/10/90	R	North Carolina	Windsor, NC	D7b '13
76	Anthony McCloud	DT	6-2	313	8/6/89	R	Florida State	Thomasville, GA	UDFA '13
78	Troy Kropog	G	6-6	295	7/31/86	4	Tulane	Metairie, LA	PS '12
79	Everett Dawkins	DT	6-2	300	6/13/90	R	Florida State	Spartanburg, SC	D7c '13
79	Brandon Keith	T	6-5	325	11/21/84	4	Northern Iowa	McAlester, OK	FA '13
81	Jerome Simpson	WR	6-2	190	2/4/86	6	Coastal Carolina	Reidsville, NC	UDFA '12
82	Kyle Rudolph	TE	6-6	259	11/9/89	3	Notre Dame	Cincinnati, OH	D2 '11
83	Rodney Smith	WR	6-5	220	3/11/90	R	Florida State	Miami, FL	UDFA '13
84	Cordarrelle Patterson	WR	6-2	220	3/17/91	R	Tennessee	Rockhill, SC	D1c '13
85	Greg Childs	WR	6-3	217	3/10/90	1	Arkansas	Warren, AR	D4c '12
86	Chase Ford	TE	6-6	255	7/19/90	1	Miami	Corrigan, TX	PS '12
87	LaMark Brown	WR	6-4	221	7/5/89	1	Minn. State-Mankato	Hazelwood, MO	PS '12
89	John Carlson	TE	6-5	248	5/12/84	6	Notre Dame	Litchfield, MN	UDFA '12
90	Fred Evans	DT	6-4	305	11/6/83	7	Texas State	Morgan Park, IL	FA '07
91	D'Aundre Reed	DE	6-4	260	1/1/88	3	Arizona	Moreno Valley, CA	D7a '11
92	George Johnson	DE	6-4	270	12/11/87	3	Rutgers	Glassboro, NJ	PS '12
93	Kevin Williams	DT	6-5	311	8/16/80	11	Oklahoma State	Fordyce, AR	D1 '03
94	Lawrence Jackson	DE	6-4	278	8/30/85	6	Southern California	Inglewood, CA	UDFA '13
95	Sharrif Floyd	DT	6-3	305	5/28/91	R	Florida	Philadelphia, PA	D1a '13
96	Brian Robinson	DE	6-3	259	4/27/83	7	Texas	Splendora, TX	D4 '07
97	Ericson Griffen	DE	6-3	273	12/22/87	4	Southern California	Avondale, AZ	D4 '10
98	Letroy Guion	DT	6-4	303	6/21/87	6	Florida State	Starke, FL	D5b '08
99	Christian Ballard	DT	6-4	283	1/3/89	3	Iowa	Lawrence, KS	D4 '11



2012 REVIEW

2012 REGULAR SEASON STATISTICS

WON 10, LOST 6			
9/9..... W 26-23 (OT)	vs. Jacksonville	56,607	
9/16..... L 20-23	at Indianapolis	63,912	
9/23..... W 24-13	vs. San Francisco	57,288	
9/30..... W 20-13	at Detroit	63,616	
10/7..... W 30-7	vs. Tennessee	57,652	
10/14... L 26-38	at Washington	78,475	
10/21... W 21-14	vs. Arizona	61,068	
10/25... L 17-36	vs. Tampa Bay	60,860	
11/4..... L 20-30	at Seattle	67,584	
11/11... W 34-24	vs. Detroit	64,059	
11/25... L 10-28	at Chicago	62,306	
12/2... L 14-23	at Green Bay	70,567	
12/9... W 21-14	vs. Chicago	64,134	
12/16... W 36-22	at St. Louis	55,751	
12/23... W 23-6	vs. Houston	71,688	
12/30... W 37-34	at Green Bay	64,134	

	MINN	OPP
TOTAL FIRST DOWNS	306	345
Rushing	113	82
Passing	163	229
Penalty	30	34
3rd Down: Made/Att	78/210	95/230
3rd Down Pct.	37.1%	41.3%
4th Down: Made/Att	7/11	11/20
4th Down Pct.	63.6%	55.0%
POSSESSION AVG.	28:36	31:24

	MINN	OPP
TOTAL NET YARDS	5385	5600
Avg. Per Game	336.6	350.0
Total Plays	1001	1083
Avg. Per Play	5.4	5.2
NET YARDS RUSHING	2634	1692
Avg. Per Game	164.6	105.8
Total Rushes	486	427
NET YARDS PASSING	2751	3908
Avg. Per Game	171.9	244.3
Sacked/Yards Lost	32/184	44/284
Gross Yards	2935	4192
Attempts/Completions	483/300	612/391
Completion Pct.	62.1%	63.9%
Had Intercepted	12	10
PUNTS/AVERAGE	72/45.0	76/44.0
NET PUNTING AVG.	39.7	40.0
PENALTIES/YARDS	90/830	111/949
FUMBLES/BALL LOST	21/11	23/12
TOUCHDOWNS	39	39
Rushing	16	10
Passing	18	28
Returns	5	1

SCORE BY PERIODS	Q1	Q2	Q3	Q4	OT	PTS
Team	101	112	74	89	3	379
Opponents	60	104	77	107	0	348

SCORING	TD	Ru	Pa	Rt	K-PAT	FG	2Pt	PTS
B. Walsh	0	0	0	0	36/36	35/38	0	141
A. Peterson	13	12	1	0	0/0	0/0	1	80
K. Rudolph	9	0	9	0	0/0	0/0	1	56
P. Harvin	5	1	3	1	0/0	0/0	0	30
M. Jenkins	2	0	2	0	0/0	0/0	0	12
C. Ponder	2	2	0	0	0/0	0/0	0	12
H. Smith	2	0	0	2	0/0	0/0	0	12
J. Wright	2	0	2	0	0/0	0/0	0	12
S. Burton	1	0	1	0	0/0	0/0	0	6
M. Shereis	1	0	0	1	0/0	0/0	0	6
E. Griffen	1	0	0	1	0/0	0/0	0	6
T. Gerhart	1	0	0	0	0/0	0/0	0	6
TEAM	39	16	18	5	36/36	35/38	2	379
OPPONENTS	39	10	28	1	33/35	25/30	3	348

2-Pt. Conversions: Team 2/3, Opponents 3/4
Sacks: [Allen 12.0, B. Robison 8.5, E. Griffen 8.0, E. Henderson 3.0, C. Greenway 3.0, K. Williams 2.0, F. Evans 2.0, L. Guion 2.0, C. Cook 1.0, C. Ballard 1.0, H. Smith 1.0, A. Winfield 1.0] **Team: 44, Opponents: 31**
Fumbles Lost: C. Ponder 5, A. Peterson 2, T. Gerhart 2, P. Harvin 1, J. Simpson 1 **Total: 11**
Opponent Fumble Recoveries: C. Greenway 2, K. Williams 2, E. Griffen 2, J. Sanford 2, H. Smith 1, B. Robison 1, A. Jefferson 1, A. Winfield 1 **Total: 12**

Passing	Att	Cmp	Yds	Cmp%	Yds/Att	TD	TD%	Int	Int%	Long	Sack	Lost	Rating
C. Ponder	483	300	2935	62.1%	6.1	18	3.7%	12	2.5%	65	32	184	81.2
TEAM	483	300	2935	62.1%	6.1	18	3.7%	12	2.5%	65	32	184	81.2
OPPONENTS	612	391	4192	63.9%	6.8	28	4.6%	10	1.6%	73	44	284	82.3

RUSHING	No.	Yds	Avg	Long	TD
A. Peterson	348	2,097	6.0	82t	12
C. Ponder	60	253	4.2	29	2
T. Gerhart	50	169	3.4	22	1
P. Harvin	22	96	4.4	20	1
J. Wright	2	11	5.5	8	0
M. Asiata	3	9	3.0	5	0
J. Webb	1	-1	-1.0	-1	0
TEAM	486	2634	5.4	82t	16
OPPONENTS	427	1692	4.0	76T	10

RECEIVING	No.	Yds	Avg	Long	TD
P. Harvin	62	677	10.9	45	3
K. Rudolph	53	493	9.3	29	9
M. Jenkins	40	449	11.2	32	9
A. Peterson	40	217	5.4	20	1
J. Simpson	26	274	10.5	33	0
J. Wright	22	310	14.1	65	2
T. Gerhart	20	155	7.8	21	0
D. Aromashodu	11	182	16.5	31	0
J. Carlson	8	43	5.4	14	0
R. Ellison	7	65	9.3	29	0
S. Burton	5	35	7.0	13	1
J. Felton	3	35	11.7	17	0
A. Reisner	1	13	13.0	13	0
M. Asiata	1	2	2.0	2	0
C. Ponder	1	-15	-15.0	-15	0
TEAM	300	2935	9.8	65	18
OPPONENTS	391	4192	10.7	73	28

INTERCEPTIONS	No.	Yds	Avg	Long	TD
H. Smith	3	87	29.0	56t	2
A. Winfield	3	37	12.3	31	0
J. Robinson	2	68	34.0	44	0
E. Griffen	1	29	29.0	29t	1
C. Greenway	1	3	3.0	3	0
TEAM	10	224	22.4	56T	3
OPPONENTS	12	72	6.0	35	1

PUNTING	No.	Yds	Avg	Nt	TB	In	Lg	B
C. Kluewe	72	3237	45.0	39.7	2	18	59	0
TEAM	72	3237	45.0	39.7	2	18	59	0
OPPONENTS	76	3344	44.0	40.0	1	28	65	0

PUNT RETURNS	Ret	FC	Yds	Avg	Long	TD
M. Shereis	32	27	287	9.0	77t	1
TEAM	32	27	287	9.0	77t	1
OPPONENTS	41	12	341	8.3	32	0

KICKOFF RETURNS	No.	Yds	Avg	Long	TD
P. Harvin	16	574	35.9	105t	1
M. Shereis	16	422	26.4	41	0
J. Robinson	3	61	20.3	24	0
M. Asiata	3	55	18.3	22	0
C. Ballard	2	12	6.0	8	0
A. Jefferson	1	20	20.0	20	0
J. Felton	1	16	16.0	16	0
D. Reed	1	10	10.0	10	0
K. Rudolph	1	1	1.0	1	0
R. Ellison	0	0	0.0	0	0
TEAM	44	1171	26.6	105t	1
OPPONENTS	33	795	24.1	94	0

FIELD GOALS	1-19	20-29	30-39	40-49	50+
B. Walsh	0/0	10/10	8/9	7/9	10/10
TEAM	0/0	10/10	8/9	7/9	10/10
OPPONENTS	1/1	5/5	5/6	10/12	4/6
Walsh: (20G, 42G, 55G, 38G) (51G, 29G) (52G) (49G, 27G, 46W) (42G, 36G, 26G) (20G, 27G, 27G, 37G) 0 (51G) (36G, 55G) (48G, 23G, 23G, 33G) (40G, 30B) (42WR) 0 (50G, 38G, 42G, 53G, 51G) (56G, 41G, 39G) (54G, 37G, 29G)					
Opponents: (19G, 26G, 47G) (26G, 45G, 53G) (29G, 43B, 29G) (40G, 31G) 0 (50G) (47WR) (28G, 40G, 38G) (40G) (41G) (47G, 39B, 46G) (30G, 53WR, 47G, 31G) 0 (57WR) (51G, 40G)					

2012 REGULAR SEASON DEFENSIVE STATISTICS

	TKL	AST	COMB	SACK	TFL	QBH	INT	PD	FF	FR
C. Greenway	121	70	191	3.0	7.0	6	1	7	0	2
H. Smith	79	50	129	1.0	2.0	5	3	13	1	1
J. Brinkley	74	43	117	0	2.0	1	0	4	3	3
E. Henderson	72	40	112	3.0	10.0	2	0	3	1	0
A. Winfield	83	27	110	0.5	11.0	3	3	13	0	1
J. Sanford	54	26	80	0	1.0	5	0	5	4	2
J. Robinson	51	10	61	0	0	0	2	9	0	0
J. Allen	39	21	60	12.0	17.0	40	0	3	1	0
B. Robinson	26	26	52	8.5	8.0	21	0	8	3	1
L. Guion	21	28	49	2.0	4.0	3	0	1	0	0
K. Williams	19	23	42	2.0	6.0	18	0	7	0	2
C. Cook	29	7	36	1.0	1.0	0	0	14	0	0
E. Griffen	21	15	36	8.0	10.0	27	1	3	0	2
A. Jefferson	26	5	31	0	0	0	0	13	0	1
F. Evans	16	12	28	2.0	6.0	6	0	2	0	0
M. Raymond	17	9	26	0	0	0	0	5	0	0
C. Ballard	14	6	20	1.0	2.0	12	0	0	0	0
M. Sherels	4	1	5	0	0	2	0	0	0	0
R. Blanton	4	1	5	0	1.0	0	0	1	0	0
M. Mitchell	4	0	4	0	0	0	0	0	0	0
D. Reed	0	1	1	0	0	0	0	0	0	0
L. Dean	0	1	1	0	0	0	0	0	0	0
TEAM	1	0	1	0	0	0	0	0	0	0
TOTALS	775	422	1197	44.0	88.0	151	10	111	13	12

2012 REGULAR SEASON SPECIAL TEAMS STATISTICS

	SOLO	AST	COMB	FF	FR	BL
T. McKenzie	11	9	20	1	0	0
L. Dean	6	9	15	0	0	0
R. Ellison	8	5	13	0	0	0
A. Sendejo	8	3	11	0	0	0
R. Blanton	8	2	10	0	0	0
H. Smith	7	2	9	0	0	0
E. Griffen	5	2	7	1	0	0
J. Robinson	5	1	6	0	0	0
M. Sherels	4	2	6	0	0	0
J. Sanford	3	3	6	1	0	0
M. Mitchell	4	1	5	1	0	0
C. Ballard	1	4	5	0	0	0
C. Loeffler	4	1	5	0	0	0
M. Asiata	1	3	4	0	0	0
C. Kluwe	1	0	1	0	0	0
M. Kalil	0	0	0	0	0	1
L. Guion	0	0	0	0	0	1
K. Williams	0	0	0	0	0	2
TOTALS	76	47	123	4	0	4

INTERCEPTIONS

	No.	Yds	Avg	Long	TD
Smith, Harrison	3	87	29.0	56t	2
Winfield, Antoine	3	37	12.3	31	0
Robinson, Josh	2	68	34.0	44	0
Greenway, Chad	1	3	3.0	3	0
Griffen, Everson	1	29	29.0	29	1
TOTALS	10	224	22.4	56t	3

SACKS

	SACKS	YDS
Allen, Jared	12.0	63
Robinson, Brian	8.5	42
Griffen, Everson	8.0	77
Greenway, Chad	3.0	14
Henderson, Erin	3.0	22
Guion, Letroy	2.0	7
Williams, Kevin	2.0	20
Evans, Fred	2.0	19
Cook, Chris	1.0	11
Ballard, Christian	1.0	9
Smith, Harrison	1.0	0
Winfield, Antoine	0.5	0
TOTALS	44.0	284

QB HURRIES

	QBH
Allen, Jared	40
Griffen, Everson	27
Robinson, Brian	21
Williams, Kevin	18
Ballard, Christian	12
Greenway, Chad	6
Evans, Fred	6
Sanford, Jamarca	5
Smith, Harrison	5
Guion, Letroy	3
Winfield, Antoine	3
Henderson, Erin	2
Sherels, Marcus	2
Brinkley, Jasper	1
TOTALS	151

TACKLES FOR LOSS

	TFL
Allen, Jared	17.0
Winfield, Antoine	11.0
Henderson, Erin	10.0
Griffen, Everson	10.0
Robinson, Brian	8.0
Greenway, Chad	7.0
Williams, Kevin	6.0
Evans, Fred	6.0
Guion, Letroy	4.0
Brinkley, Jasper	2.0
Ballard, Christian	2.0
Smith, Harrison	2.0
Sanford, Jamarca	1.0
Cook, Chris	1.0
Blanton, Robert	1.0
TOTALS	88.0

PASSES DEFENSED

	PD
Cook, Chris	14
Winfield, Antoine	13
Jefferson, A.J.	13
Smith, Harrison	13
Robinson, Josh	9
Robinson, Brian	8
Greenway, Chad	7
Williams, Kevin	7
Sanford, Jamarca	5
Raymond, Mistral	5
Brinkley, Jasper	4
Allen, Jared	3
Henderson, Erin	3
Griffen, Everson	3
Evans, Fred	2
Blanton, Robert	1
Guion, Letroy	1
TOTALS	111

KICKOFF
 EXECUTIVES
 STAFF
 COACHES
 PLAYERS
 ROOKIES
 2012 SEASON
 RECORDS
 PLAYOFF RECORDS
 HISTORY
 EXTRA POINTS

2012 POSTSEASON STATISTICS

WON 0, LOST 1

1/5..... L 10-24 at Green Bay 71,548

	MINN	OPP
TOTAL FIRST DOWNS	17	20
Rushing	11	2
Passing	6	16
Penalty	0	2
3rd Down: Made/Att	5/14	3/14
3rd Down Pct.	35.7%	21.4%
4th Down: Made/Att	0/2	1/1
4th Down Pct.	0.0%	100.0%
POSSESSION AVG.	27:02	32:58
TOTAL NET YARDS	324	326
Avg. Per Game	324.0	326.0
Total Plays	62	67
Avg. Per Play	5.2	4.9
NET YARDS RUSHING	167	76
Avg. Per Game	167.0	76.0
Total Rushes	157	31
NET YARDS PASSING	157	250
Avg. Per Game	157.0	250.0
Sacked/Yards Lost	3/23	3/24
Gross Yards	180	274
Attempts/Completions	30/11	33/23
Completion Pct.	36.7%	69.7%
Had Intercepted	1	0
PUNTS/AVERAGE	5/49.6	8/37.8
NET PUNTING AVG.	46.2	34.6
PENALTIES/YARDS	4/30	2/10
FUMBLES/BALL LOST	2/2	0/0
TOUCHDOWNS	1	3
Rushing	0	2
Passing	1	1
Returns	0	0

SCORE BY PERIODS	Q1	Q2	Q3	Q4	OT	PTS
Team	3	0	0	7	0	10
Opponents	7	10	7	0	0	24

SCORING	TD	Ru	Pa	Rt	K-PAT	FG	2Pt	PTS
M. Jenkins	1	0	0	0	0/0	0/0	0	6
B. Walsh	0	0	0	0	1/1	1/1	0	4
TEAM	1	0	0	0	1/1	1/1	0	10
OPPONENTS	3	2	1	0	3/3	1/1	0	24

2-Pt. Conversions: Team 0/0, Opponents 0/0

Sacks: C. Ballard 1.0, J. Allen 1.0, E. Griffen 1.0 Team: 3, Opponents: 3

Fumbles Lost: M. Sherels 1, J. Webb 1 Total: 2

Opponent Fumble Recoveries: None

Passing	Att	Cmp	Yds	Cmp%	Yds/Att	TD	TD%	Int	Int%	Long	Sack	Lost	Rating
J. Webb	30	11	180	36.7%	6.0	1	3.3%	1	3.3%	50T	3	3	54.9
TEAM	30	11	180	36.7%	6.0	1	3.3%	1	3.3%	50T	3	3	54.9
OPPONENTS	33	23	274	69.7%	8.3	1	3.0%	0	0.0%	32	3	24	104.9

RUSHING	No.	Yds	Avg	Long	TD
A. Peterson	22	99	4.5	18	0
J. Webb	7	68	9.7	17	0
TEAM	29	167	5.8	18	0
OPPONENTS	31	76	2.5	10	2

RECEIVING	No.	Yds	Avg	Long	TD
N. Jenkins	3	96	32.0	50T	1
K. Rudolph	3	42	14.0	23	0
J. Simpson	2	21	10.5	13	0
J. Wright	2	13	6.5	8	0
A. Peterson	1	8	8.0	8	0
TEAM	11	180	16.4	50T	1
OPPONENTS	23	274	11.9	32	1

INTERCEPTIONS	No.	Yds	Avg	Long	TD
OPPONENTS	1	0	0.0	0	0

PUNTING	No.	Yds	Avg	Net	TB	In	Lg	B
C. Kluge	5	248	49.6	46.2	0	1	56	0
TEAM	5	248	49.6	46.2	0	1	56	0
OPPONENTS	8	302	37.8	34.6	0	3	46	0

PUNT RETURNS	Ret	FC	Yds	Avg	Long	TD
M. Sherels	3	5	25	8.3	17	0
TEAM	3	5	25	8.3	17	0
OPPONENTS	4	0	17	4.3	6	0

KICKOFF RETURNS	No.	Yds	Avg	Long	TD
M. Sherels	2	60	30.0	37	0
R. Ellison	1	13	13.0	13	0
TEAM	3	73	24.3	37	0
OPPONENTS	2	28	14.0	28	0

FIELD GOALS	1-19	20-29	30-39	40-49	50+
B. Walsh	0/0	0/0	1/1	0/0	0/0
TEAM	0/0	0/0	1/1	0/0	0/0
OPPONENTS	0/0	1/1	0/0	0/0	0/0

Walsh: (33G)
Opponents: (20G)

2012 POSTSEASON DEFENSIVE STATISTICS

	TKL	AST	COMB	SACK	TFL	QBH	INT	PD	FF	FR
C. Greenway	9	5	14	0	0	0	0	1	0	0
E. Henderson	8	4	12	0	1.0	0	0	0	0	0
H. Smith	7	1	8	0	2.0	1	0	0	0	0
J. Allen	5	2	7	1.0	1.0	2	0	0	0	0
J. Sanford	6	1	7	0	0	0	0	0	0	0
L. Guion	4	2	6	0	0	0	0	0	0	0
J. Brinkley	3	2	5	0	0	0	0	0	0	0
F. Evans	4	1	5	0	1.0	0	0	0	0	0
A. Winfield	1	4	5	0	0	0	0	0	0	0
E. Griffen	3	1	4	1.0	1.0	1	0	0	0	0
K. Williams	1	2	3	0	0	1	0	0	0	0
C. Cook	2	0	2	0	0	0	0	0	0	0
C. Ballard	1	0	1	1.0	1.0	0	0	0	0	0
M. Raymond	1	0	1	0	0	0	0	0	0	0
A. Jefferson	0	0	0	0	0	0	0	2	0	0
J. Robinson	0	0	0	0	0	0	0	1	0	0
TOTALS	55	25	80	3.0	7.0	5	0	4	0	0

2012 POSTSEASON SPECIAL TEAMS STATISTICS

	SOLO	AST	COMB	FF	FR	BL
J. Sanford	2	0	2	0	0	0
A. Sendejo	2	0	2	0	0	0
M. Sherels	1	0	1	0	0	0
L. Dean	1	0	1	0	0	0
R. Blanton	1	0	1	0	0	0
J. Robinson	1	0	1	0	0	0
TOTALS	8	0	8	0	0	0

SACKS	
SACKS	YDS
Ballard, Christian	1.0 12
Allen, Jared	1.0 8
Griffen, Everson	1.0 4
TOTALS	3.0 24

QB HURRIES	
	QBH
Allen, Jared	2
Smith, Harrison	1
Griffen, Everson	1
Williams, Kevin	1
TOTALS	5

TACKLES FOR LOSS	
	TFL
Smith, Harrison	2.0
Henderson, Erin	1.0
Allen, Jared	1.0
Ballard, Christian	1.0
Evans, Fred	1.0
Griffen, Everson	1.0
TOTALS	7.0

PASSES DEFENSED	
	PD
Jefferson, A.J.	2
Greenway, Chad	1
Robinson, Josh	1
TOTALS	4

2012 VIKINGS PARTICIPATION

P-played; S-started; DNP-did not play; IR-injured reserve; N-not with club; I-inactive; PS-Practice Squad; PUP-R - Reserve/Physically Unable to Perform

DATE	9/9	9/16	9/23	9/30	10/7	10/14	10/21	10/25	11/4	11/11	11/25	12/2	12/9	12/16	12/23	12/30	1/5	2012 SEASON				CAREER	
	JAX	@ IND	SF	@ DET	TEN	@ WAS	ARI	TB	@ SEA	DET	@ CHI	@ GB	CHI	@ STL	@ HOU	GB	@ GB	GP	GS	DNP	IA	GP	GS
ALLEN, JARED	S	S	S	S	S	S	S	S	S	S	S	S	S	S	S	S	S	16	16	-	-	140	134
AROMASHODU, DEVIN	P	P	P	P	P	P	P	DNP	P	P	P	P	P	P	P	P	P	15	-	1	-	61	11
ASIATA, MATT	P	P	P	P	P	P	P	P	P	P	P	P	P	P	P	P	P	16	-	-	-	16	0
ASPER, MARK	I	I	I	I	I	I	I	I	I	I	I	I	I	N	N	N	N	-	-	-	14	0	0
BAKER, CHASE	PS	PS	PS	PS	PS	PS	PS	PS	PS	PS	PS	PS	PS	PS	PS	PS	PS	-	-	-	-	0	0
BALLARD, CHRISTIAN	P	P	P	P	P	P	P	P	P	P	P	P	P	P	P	P	P	16	-	-	-	32	2
BANYARD, JOE	N	N	N	N	N	N	N	N	N	N	N	PS	PS	PS	PS	PS	PS	-	-	-	-	0	0
BERGER, JOE	P	P	P	P	P	P	P	P	P	P	P	P	P	P	P	P	P	16	-	-	-	67	27
BETHEL-THOMPSON, MCLEOD	I	I	I	I	I	I	I	I	I	I	I	I	I	I	I	I	DNP	-	-	-	-	16	0
BLANTON, ROBERT	P	I	I	P	P	P	P	P	P	P	P	P	P	P	P	I	P	13	-	-	3	13	0
BRINKLEY, JASPER	S	S	S	S	S	S	S	S	S	S	S	S	S	S	S	P	P	16	15	-	-	48	19
BROWN, LAMARK	N	N	N	N	N	N	N	N	N	N	N	N	N	PS	PS	PS	PS	-	-	-	-	0	0
BURTON, BRANDON	P	I	I	P	P	I	I	I	P	I	I	I	I	I	I	I	I	4	-	-	12	14	1
BURTON, STEPHEN	P	P	P	I	P	P	S	P	I	P	P	P	P	P	I	I	I	12	1	-	4	15	1
CARLSON, JOHN	S	S	S	P	S	P	I	I	P	P	P	S	S	P	P	P	P	14	6	-	2	61	44
CHILD, GREG	IR	IR	IR	IR	IR	IR	IR	IR	IR	IR	IR	IR	IR	IR	IR	IR	IR	-	-	-	-	0	0
COLE, AUDIE	I	I	P	P	P	P	I	I	P	I	I	I	I	I	I	I	P	5	-	-	11	5	0
COOK, CHRIS	S	S	S	S	S	S	S	P	IR	IR	IR	IR	IR	S	S	S	S	10	10	-	-	22	18
DEAN, LARRY	P	P	P	P	P	P	P	P	P	P	P	P	P	P	P	P	P	10	6	-	-	32	0
ELLISON, RHETT	P	P	P	P	P	S	S	P	S	P	P	P	S	S	S	P	P	16	7	-	-	16	7
EVANS, FRED	P	P	P	P	P	P	P	P	P	S	P	P	P	P	P	P	P	16	1	-	-	81	3
FELDER, BOBBY	PS	PS	PS	PS	PS	PS	PS	PS	PS	PS	PS	PS	PS	PS	PS	PS	PS	-	-	-	-	0	0
FELTON, JEROME	P	S	S	P	P	P	P	P	S	S	S	S	P	P	P	S	S	16	7	-	-	75	26
FORD, CHASE	N	N	N	N	N	N	N	N	N	N	N	N	N	N	N	PS	PS	-	-	-	-	0	0
FUSCO, BRANDON	S	S	S	S	S	S	S	S	S	S	S	S	S	S	S	S	S	16	16	-	-	19	16
GERHART, TOBY	P	P	P	P	P	P	P	P	P	P	P	P	P	P	P	P	P	16	-	-	-	47	6
GREENWAY, CHAD	S	S	S	S	S	S	S	S	S	S	S	S	S	S	S	S	S	16	16	-	-	96	95
GRIFFEN, EVERSON	P	P	P	P	P	P	P	P	P	P	P	P	P	P	P	P	P	16	1	-	-	43	1
GUION, LETROY	S	S	S	S	S	S	S	S	S	I	S	S	S	S	S	S	S	15	15	-	1	55	18
GURLEY, TORI	PS	PS	N	N	N	N	N	N	N	N	N	N	N	N	N	N	N	-	-	-	-	0	0
HARVIN, PERCY	S	S	S	S	S	S	S	S	S	I	I	IR	IR	IR	IR	IR	IR	9	8	-	3	54	42
HENDERSON, ERIN	S	S	I	I	S	S	S	P	S	P	S	P	PS	PS	PS	PS	PS	14	10	-	2	50	21
HOLMES, TYLER	PS	PS	PS	N	PS	N	PS	N	PS	PS	PS	PS	PS	PS	PS	PS	PS	-	-	-	-	0	0
JEFFERSON, A.J.	I	P	P	P	P	P	P	P	P	S	S	S	S	S	S	S	S	15	7	-	1	33	14
JENKINS, MICHAEL	S	P	P	P	P	S	P	S	P	S	S	P	S	S	S	S	S	16	8	-	-	130	78
JOHNSON, CHARLIE	S	S	S	S	S	S	S	S	S	S	S	S	S	S	S	S	S	16	16	-	-	105	86
JOHNSON, GEORGE	N	N	N	N	N	N	N	N	PS	PS	PS	PS	PS	PS	PS	P	I	2	-	-	-	11	0
KALIL, MATT	S	S	S	S	S	S	S	S	S	S	S	S	S	S	S	S	S	16	16	-	-	16	16
KLUWE, CHRIS	P	P	P	P	P	P	P	P	P	P	P	P	P	P	P	P	P	16	-	-	-	127	0
KROPCO, TROY	N	N	PS	PS	PS	PS	PS	PS	PS	PS	PS	PS	I	I	I	I	I	-	-	-	4	7	0
LOADHOLT, PHIL	S	S	S	S	S	S	S	S	S	S	S	S	S	S	S	S	S	16	16	-	-	63	63
LOEFFLER, CULLEN	P	P	P	P	P	P	P	P	P	P	P	P	P	P	P	P	P	16	-	-	-	139	0
LOVE, DEMARCUS	IR	IR	IR	IR	IR	IR	IR	IR	IR	IR	IR	IR	IR	IR	IR	IR	IR	-	-	-	-	0	0
MCKENZIE, TYRONE	P	P	P	P	P	P	P	P	P	P	P	P	P	P	P	P	P	16	-	-	-	19	0
MITCHELL, MARVIN	I	I	S	P	I	I	P	P	P	I	P	P	P	P	P	P	P	11	1	-	-	82	3
MURPHY, KEVIN	PS	PS	PS	PS	PS	PS	PS	PS	PS	PS	PS	PS	PS	PS	PS	PS	PS	-	-	-	-	0	0
OWUSU, ERNEST	PS	PS	PS	PS	N	PS	N	PS	N	N	N	N	N	N	N	N	N	-	-	-	-	0	0
PETERSON, ADRIAN	S	S	S	S	S	S	S	S	S	S	S	S	S	S	S	S	S	16	16	-	-	89	82
PONDER, CHRISTIAN	S	S	S	S	S	S	S	S	S	S	S	S	S	S	S	S	I	16	16	-	-	27	26
RAYMOND, MISTRAL	S	S	S	I	I	I	I	I	I	P	P	P	P	P	P	P	P	10	3	-	6	20	8
REED, D'AUNDRE	P	P	I	P	I	DNP	I	P	P	P	I	I	I	I	I	I	I	6	-	2	8	6	0
REISNER, ALLEN	P	P	P	P	PS	PS	PS	PS	P	I	I	I	N	N	N	N	N	4	-	-	5	10	0
ROBINSON, JOSH	P	P	P	S	S	P	P	P	S	P	S	S	S	S	P	P	P	16	6	-	-	16	6
ROBISON, BRIAN	S	S	S	S	S	S	S	S	S	S	S	S	S	I	S	S	S	15	15	-	1	94	38
RUDOLPH, KYLE	S	S	S	S	S	S	S	S	S	S	S	S	S	S	S	S	S	16	16	-	-	31	24
SANFORD, JAMARCA	P	P	P	S	S	S	S	S	S	S	S	S	S	S	S	S	S	16	13	-	-	57	31
SCHWARTZ, GEOFF	DNP	DNP	DNP	P	P	P	P	P	P	P	P	P	P	P	P	P	P	13	-	3	-	45	19
SENDEJO, ANDREW	I	P	P	I	P	P	P	P	P	P	P	P	P	P	P	P	P	13	-	-	3	18	0
SHERELS, MARCUS	P	P	P	P	P	P	P	P	P	P	P	P	P	P	P	P	P	16	-	-	-	33	3
SIMPSON, JEROME	SUS	SUS	SUS	S	S	I	S	S	P	S	S	S	P	S	S	S	S	12	10	-	1	42	29
SMITH, HARRISON	S	S	S	S	S	S	S	S	S	S	S	S	S	S	S	S	S	16	16	-	-	16	16
SULLIVAN, JOHN	S	S	S	S	S	S	S	S	S	S	S	S	S	S	S	S	S	16	16	-	-	77	61
SUMMERS, CHRIS	PS	PS	PS	PS	PS	PS	PS	PS	PS	PS	PS	PS	PS	PS	PS	PS	PS	-	-	-	-	0	0
TAYLOR, NICK	IR	IR	IR	IR	PS	IR	IR	IR	IR	IR	IR	IR	IR	IR	IR	IR	IR	-	-	-	-	0	0
TODMAN, JORDAN	PS	PS	P	PS	PS	PS	PS	PS	PS	PS	N	N	N	N	N	N	N	-	-	-	-	0	0
WALSH, BLAIR	P	P	P	P	P	P	P	P	P	P	P	P	P	P	P	P	P	16	-	-	-	16	0
WEBB, JOE	DNP	DNP	DNP	DNP	P	DNP	DNP	DNP	DNP	DNP	DNP	DNP	DNP	DNP	DNP	DNP	DNP	1	-	15	-	16	3
WILLIAMS, KEVIN	S	S	S	S	S	S	S	S	S	S	S	S	S	S	S	S	S	16	16	-	-	156	156
WINFIELD, ANTOINE	S	S	S	S	P	S	S	S	S	S	S	S	S	S	S	S	S	16	15	-	-	191	173
WRIGHT, JARIUS	I	I	I	I	I	I	I	I	I	P	P	P	S	P	P	P	P	7	1	-	9	7	1

KICKOFF
 EXECUTIVES
 STAFF
 COACHES
 PLAYERS
 ROOKIES
 2012 SEASON
 RECORDS
 PLAYOFF RECORDS
 HISTORY
 EXTRA POINTS

THE LAST TIME... (PLAYOFF PERFORMANCES IN ITALICS>

BY THE VIKINGS	CATEGORY	BY AN OPPONENT
444 yards, vs. Green Bay, 12/30/12	400 Yards Total Offense	405 yards, vs. Green Bay, 12/30/12
<i>475 yards, at New Orleans, 1/24/10</i>		<i>518 yards, at N.Y. Giants, 1/14/01</i>
507 yards, vs. Arizona, 11/7/10	500 Yards Total Offense	573 yards, vs. New Orleans, 12/18/11
<i>Has never happened</i>		<i>518 yards, at N.Y. Giants, 1/14/01</i>
Christian Ponder, 52 yards, at Washington, 10/14/12	300 Yards Passing In A Game	Aaron Rodgers, 365 yards, vs. Green Bay, 12/30/12
<i>Brett Favre, 310 yards, at New Orleans, 1/24/10</i>	By A Player	<i>Donovan McNabb, 300 yards, vs. Philadelphia, 1/4/08</i>
Brett Favre, 446 yards, vs. Arizona, 11/7/10	400 Yards Passing In A Game	Drew Brees, 412 yards, vs. New Orleans, 12/18/11
<i>Jeff George, 424 yards, at St. Louis, 1/16/00</i>	By A Player	<i>Has never happened</i>
Brett Favre, vs. New York Giants, 1/3/10	4 TD Passes In A Game	Aaron Rodgers, vs. Green Bay, 12/30/12
<i>Brett Favre, vs Dallas, 1/17/10</i>	By A Player	<i>Kerry Collins (5), at N.Y. Giants, 1/14/01</i>
Adrian Peterson, 199 yards, vs. Green Bay, 12/30/11	100 Yards Rushing In A Game	Marshawn Lynch, 124 yards, at Seattle, 11/4/12
<i>Adrian Peterson, 122 yards, at New Orleans, 1/24/10</i>	By A Player	<i>Terry Kirby, 120 yards, at San Francisco, 1/3/98</i>
Adrian Peterson, 212 yards, at St. Louis, 12/16/12	200 Yards Rushing In A Game	Walter Payton, 275 yards, at Chicago, 11/20/77
<i>Has never happened</i>	By A Player	<i>Has never happened</i>
Adrian Peterson, vs. Arizona, 10/9/11	3 TDs Rushing In A Game	Steven Jackson, vs. St. Louis, 12/31/06
<i>Adrian Peterson, at New Orleans, 1/24/10</i>	By A Player	<i>Has never happened</i>
Percy Harvin, 133 yards, at Washington, 10/14/12	100 Yards Receiving In A Game	Greg Jennings, 120 yards, 12/30/12
<i>Bernard Berrian, 102 yards, at New Orleans, 1/24/10</i>	By A Player	<i>Ike Hilliard, 155 yards, at N.Y. Giants, 1/14/01</i>
Sidney Rice, 201 yards, vs. Baltimore, 10/18/09	200 Yards Receiving In A Game	Calvin Johnson, 207 yards, vs. Detroit, 11/11/12
<i>Anthony Carter, 227 yards, at S.F., 1/9/88</i>	By A Player	<i>Has never happened</i>
Marcus Robinson (15, 15, 2), vs. Cleveland, 11/27/05	3 TD Catches In A Game	Greg Jennings, vs. Green Bay, 11/21/10
<i>Sidney Rice, (47, 16, 45), vs. Dallas, 1/17/10</i>	By A Player	<i>Has never happened</i>
Adrian Peterson, vs. Arizona, 10/9/11 (3 rushing)	3 TD In A Game By A Player	Mike Tolbert, at San Diego, 9/11/11 (2 receiving, 1 rushing)
<i>Adrian Peterson, at New Orleans, 1/24/10 (3 rushing)</i>		<i>Mario Bates, vs. Arizona, 1/10/99 (3 rushing)</i>
Ahmad Rashad, vs. San Francisco, 9/2/79 (4 receiving)	4 TD In A Game By A Player	Steven Jackson, vs. St. Louis, 12/31/06 (3 rushing, 1 rec.)
<i>Has never happened</i>		<i>Has never happened</i>
Darren Sharper, at N.Y. Giants, 11/13/05	3 INTs In A Game By A Player	Deltha O'Neal, at Cincinnati, 9/18/05
<i>Has never happened</i>		<i>Has never happened</i>
Marcus Sherels, 77 yards, at Detroit, 9/30/12	Punt Returned For A TD	Randall Cobb, 80 yards, at Green Bay, 11/14/11
<i>Anthony Carter, 84 yards, at New Orleans, 1/3/88</i>		<i>Golden Richards, 63 yards, at Dallas, 12/30/73</i>
Percy Harvin, 105 yards, at Detroit, 9/30/12	Kickoff Returned For A TD	Devin Hester, 98 yards, at Chicago, 10/16/11
<i>Has never happened</i>		<i>Tony Horne, 95 yards, at St. Louis, 1/16/00</i>
Everson Griffen, 29 yards, at St. Louis, 12/16/12	INT Returned For A TD	Madieu Williams, 24 yards, at Washington, 10/14/12
<i>Reggie Rutland, 27 yards, at San Francisco, 1/9/88</i>		<i>Asante Samuel, 44 yards, vs. Philadelphia, 1/4/08</i>
Antoine Winfield, 45 yards, at Philadelphia, 12/28/10	Fumble Returned For A TD	Stephen Tulloch, Recovered in End Zone, at Detroit, 12/11/11
<i>Nate Wright, 20 yards, vs. St. Louis, 12/21/74</i>		<i>Kevin Miniefield, 48 yards, vs. Chicago, 1/1/95</i>
Jim Kleinsasser, vs. Chicago, 1/1/06	Punt Blocked	Craig Steltz, at Chicago, 10/19/08
<i>Scott Studwell, at L.A. Rams, 12/31/78</i>		<i>Spencer Tillman, at San Francisco, 1/6/90</i>
Issiac Holt, recovered in end zone, vs. San Francisco, 10/12/86	Punt Blocked For TD	Garrett Wolfe, 17 yds, at Chicago, 10/19/08
(Blocked by Gerald Robinson)		(Blocked by Craig Steltz)
<i>Terry Brown, recovered in end zone, vs. Pittsburgh 1/12/75 (Blocked by Matt Blair)</i>		<i>Doug Rogers recovered blocked kick in end zone, vs. Atlanta, 1/9/83 (Blocked by Paul Davis)</i>
Mike Merriweather, vs. L.A. Rams, 11/5/89	Punt Blocked For Safety	Kevin Miniefield, vs. Chicago, 10/28/96
<i>Has never happened</i>		<i>Has never happened</i>
Willis McGahee Tackled in End Zone by Jared Allen, vs. Denver, 12/4/11	Safety Scored	Donovan McNabb Sacked in End Zone by Stephen Paea, at Chicago, 10/6/11
<i>Ron Jaworski tackled in end zone by Doug Martin and Matt Blair, at Philadelphia, 1/3/81</i>		<i>Fran Tarkenton tackled in end zone, vs. Pittsburgh, 1/12/75</i>
Kevin Williams, at Chicago, 11/25/12	Field Goal Blocked	Julius Peppers, vs. Chicago, 1/1/12
<i>Matt Blair, at Philadelphia, 1/3/81</i>		<i>at Green Bay, 1/9/05</i>
Antoine Winfield, 59 yards, at New Orleans, 10/6/08	Blocked FG Returned For A TD	Nate Clements, 59 yards, vs. San Francisco, 9/27/09
<i>Bobby Bryant, 90 yards, vs. L.A. Rams, 12/26/76</i>		<i>Has never happened</i>
Ryan Longwell, at Washington, 12/24/11	PAT Missed (1 pt.)	Jason Hanson (kick aborted), at Detroit, 12/19/04
<i>Chuck Nelson, at San Francisco, 1/1/89</i>		<i>Mike Cofer, at San Francisco, 1/6/90</i>
Kevin Williams, at Seattle, 11/4/12	PAT Blocked	Remi Ayodele, at New Orleans, 9/9/10
<i>Carl Eller, at Dallas, 1/1/78</i>		<i>Has never happened</i>
Minnesota 50, Jacksonville 10, 12/20/98	50 Points Scored In A Game	San Francisco 51, Minnesota 7, 12/8/84
<i>Has never happened</i>		<i>Has never happened</i>
Minnesota 44, New York Giants 7, vs. New York, 1/3/10	40 Points Scored In A Game	New Orleans 42, Minnesota 20, vs. New Orleans, 12/18/11
<i>Minnesota 41, Arizona 21, 1/10/99</i>		<i>N.Y. Giants 41, Minnesota 0, 1/14/01</i>
Minnesota 13, Detroit 0, 12/5/93	Shutout Scored	Green Bay 34, Minnesota 0, 11/11/07
<i>Has never happened</i>		<i>N.Y. Giants 41, Minnesota 0, 1/14/01</i>
Minnesota 26, Jacksonville 23, 9/9/12	Overtime Victory	Detroit 26, Minnesota 23, 9/25/11
<i>Has never happened</i>		<i>New Orleans 31, Minnesota 28, 1/24/10</i>
Adrian Peterson run, vs. Detroit, 11/11/12	Two-Point Conversion	Sam Bradford pass to Danny Amendola, at St. Louis, 12/16/12
<i>Leroy Hoard run, at St. Louis, 1/16/00</i>		<i>Has never happened</i>

2012 FINAL NFL STANDINGS

AMERICAN FOOTBALL CONFERENCE

Team	East				
	W	L	T	Pct.	PF PA
z-New England	12	4	0	.750	557 331
Miami	7	9	0	.438	288 317
New York Jets	6	10	0	.375	281 375
Buffalo	6	10	0	.375	344 435

Team	North				
	W	L	T	Pct.	PF PA
z-Baltimore	10	6	0	.625	398 344
y-Cincinnati	10	6	0	.625	391 320
Pittsburgh	8	8	0	.500	336 314
Cleveland	5	11	0	.313	302 368

Team	South				
	W	L	T	Pct.	PF PA
z-Houston	12	4	0	.750	416 331
y-Indianapolis	11	5	0	.688	357 387
Tennessee	6	10	0	.375	330 471
Jacksonville	2	14	0	.125	255 444

Team	West				
	W	L	T	Pct.	PF PA
*-Denver	13	3	0	.813	481 289
San Diego	7	9	0	.438	350 350
Oakland	4	12	0	.250	290 443
Kansas City	2	14	0	.125	211 425

x-Clinched Playoff
 y-Clinched Wild Card
 z-Clinched Division
 *-Clinched Division and Homefield Advantage

NATIONAL FOOTBALL CONFERENCE

Team	East				
	W	L	T	Pct.	PF PA
z-Washington	10	6	0	.625	436 388
New York Giants	9	7	0	.563	429 344
Dallas	8	8	0	.500	376 400
Philadelphia	4	12	0	.250	280 444

Team	North				
	W	L	T	Pct.	PF PA
z-Green Bay	11	5	0	.688	433 336
y-Minnesota	10	6	0	.625	379 348
Chicago	10	6	0	.625	375 277
Detroit Lions	4	12	0	.250	372 437

Team	South				
	W	L	T	Pct.	PF PA
*-Atlanta	13	3	0	.813	419 299
Carolina	7	9	0	.438	357 363
New Orleans	7	9	0	.438	461 454
Tampa Bay	7	9	0	.438	389 394

Team	West				
	W	L	T	Pct.	PF PA
z-San Francisco	11	4	1	.719	397 273
y-Seattle	11	5	0	.688	412 245
St. Louis	7	8	1	.469	299 348
Arizona	5	11	0	.313	250 357

2012 NFL POSTSEASON

home team in CAPS

AFC Wild Card Playoffs

HOUSTON 19, Cincinnati 13
 BALTIMORE 24, Indianapolis 9

AFC Divisional Playoffs

Baltimore 38, DENVER 35
 NEW ENGLAND 41, Houston 28

AFC Championship Game

Baltimore 28, NEW ENGLAND 13

NFC Wild Card Playoffs

Seattle 24, WASHINGTON 14
 GREEN BAY 24, Minnesota 10

NFC Divisional Playoffs

ATLANTA 30, Seattle 28
 SAN FRANCISCO 45, Green Bay 31

NFC Championship Game

San Francisco 28, ATLANTA 24

Super Bowl XLVII at Mercedes Benz Superdome, New Orleans

Baltimore 34, San Francisco 31

AFC-NFC Pro Bowl at Aloha Stadium, Honolulu, HI

NFC 62, AFC 35



KICKOFF
 EXECUTIVES
 STAFF
 COACHES
 PLAYERS
 ROOKIES
 2012 SEASON
 RECORDS
 PLAYOFF RECORDS
 HISTORY
 EXTRA POINTS

NFL TEAMS OF THE DECADES

****All-Decade Teams chosen by the Pro Football Hall of Fame****

1970s ALL-DECADE TEAM

OFFENSE

WR - Harold Carmichael
WR - Drew Pearson
WR - Lynn Swann
WR - Paul Warfield
TE - Dave Casper
TE - Charlie Sanders
T - Dan Dierdorf
T - Art Shell
T - Rayfield Wright

T- RON YARY

G - Joe DeLamielleure
G - John Hannah
G - Larry Little
G - Gene Upshaw
C - Jim Langer
C - Mike Webster
QB - Terry Bradshaw
QB - Ken Stabler
QB - Roger Staubach
RB - Earl Campbell
RB - Franco Harris
RB - Walter Payton
RB - O.J. Simpson
K - Gato Yepremian
K - Jim Bakken

DEFENSE

DE - CARL ELLER

DE - L.C. Greenwood
DE - Harvey Martin
DE - Jack Youngblood
DT - Joe Greene
DT - Bob Lilly
DT - Merlin Olsen

DT - ALAN PAGE

LB - Bobby Bell
LB - Robert Brazile
LB - Dick Butkus
LB - Jack Ham
LB - Ted Hendricks
LB - Jack Lambert
CB - Willie Brown
CB - Jimmy Johnson
CB - Roger Wehrli
CB - Louis Wright
S - Dick Anderson
S - Cliff Harris
S - Ken Houston
S - Larry Wilson

SPECIALISTS

P - Ray Guy

1980s ALL-DECADE TEAM

OFFENSE

WR - Jerry Rice
WR - Steve Largent
WR - James Lofton
WR - Art Monk
TE - Kellen Winslow
TE - Ozzie Newsome
T - Anthony Munoz
T - Jim Covert

T - GARY ZIMMERMAN

T - Joe Cymbry
G - John Hannah
G - Russ Grimm
G - Bill Fralic
G - Mike Munchak
C - Dwight Stephenson
C - Mike Webster
QB - Joe Montana
QB - Dan Fouts
RB - Walter Payton
RB - Eric Dickerson
RB - Roger Craig
RB - John Riggins

DEFENSE

DE - Reggie White
DE - Howie Long
DE - Lee Roy Selmon
DE - Bruce Smith
DT - Randy White
DT - Dan Hampton
DT - Dave Butz

DT - KEITH MILLARD

LB - Mike Singletary
LB - Lawrence Taylor
LB - Ted Hendricks
LB - Jack Lambert
LB - Andre Tippett
LB - John Anderson
CB - Carl Banks
CB - Mike Haynes
CB - Mel Blount
CB - Frank Minnifield
CB - Lester Hayes
S - Ronnie Lott
S - Kenny Easley
S - Deron Cherry

S - JOE BROWNER

S - Nolan Cromwell

SPECIALISTS

P - Sean Landeta
P - Reggie Roby
K - Morten Andersen
K - Gary Anderson
K - Eddie Murray
PR - Billy Johnson
PR - John Taylor
KR - Mike Nelms
KR - Rick Upchurch

1990s ALL-DECADE TEAM

OFFENSE

WR - CRIS CARTER
WR - Jerry Rice
WR - Tim Brown
WR - Michael Irvin
TE - Shannon Sharpe
TE - Ben Coates
T - William Roaf

T - GARY ZIMMERMAN

T - Tony Boselli
T - Richmond Webb
G - Bruce Matthews
G - RANDALL McDANIEL
G - Larry Allen
G - Steve Wisniewski
C - Dermontti Dawson
C - Mark Stepnoski
QB - John Elway
QB - Brett Favre
RB - Barry Sanders
RB - Emmitt Smith
RB - Terrell Davis
RB - Thurman Thomas

DEFENSE

DE - Bruce Smith
DE - Reggie White
DE - CHRIS DOLEMAN
DE - Neil Smith
DT - Cortez Kennedy

DT - JOHN RANDLE

DT - Warren Sapp
DT - Bryant Young
LB - Kevin Greene
LB - Junior Seau
LB - Derrick Thomas
LB - Cornelius Bennett
LB - Hardy Nickerson
LB - Levon Kirkland
CB - Deion Sanders
CB - Rod Woodson
CB - Darrell Green
CB - Aeneas Williams
S - Steve Atwater
S - LeRoy Butler
S - Carnell Lake
S - Ronnie Lott

SPECIALISTS

P - Darren Bennett
P - Sean Landeta
K - Morten Andersen
K - GARY ANDERSON
PR - Deion Sanders
PR - Mel Gray
KR - Michael Bates
KR - Mel Gray

2000s ALL-DECADE TEAM

OFFENSE

WR - RANDY MOSS
WR - Marvin Harrison
WR - Torry Holt
WR - Terrell Owens
TE - Tony Gonzalez
TE - Antonio Gates
T - Walter Jones
T - Jonathan Ogden
T - Orlando Pace
T - Willie Roaf
G - Alan Faneca

G - STEVE HUTCHINSON

G - Larry Allen
G - Will Shields
C - Kevin Mawae
C - Olin Kreutz
QB - Tom Brady
QB - Peyton Manning
QB - LaDainian Tomlinson
RB - Edgerrin James
RB - Shaun Alexander
RB - Jamal Lewis
FB - Lorenzo Neal

DEFENSE

DE - Dwight Freeney
DE - Michael Strahan
DE - Julius Peppers
DE - Jason Taylor
DT - Warren Sapp
DT - Richard Seymour
DT - La'Roi Glover

DT - KEVIN WILLIAMS

LB - Derrick Brooks
LB - Ray Lewis
LB - Brian Urlacher
LB - Joey Porter
LB - Zach Thomas
LB - DeMarcus Ware
CB - Champ Bailey
CB - Charles Woodson
CB - Ronde Barber
CB - Ty Law
S - Ed Reed
S - Brian Dawkins
S - Troy Polamalu

S - DARREN SHARPER

SPECIALISTS

P - Shane Lechler
P - Brian Moorman
K - Adam Vinatieri
K - David Akers
PR - Dante Hall
PR - Devin Hester
KR - Josh Cribbs
KR - Dante Hall

mini VIKINGS



Presented by

Children's
Hospitals and Clinics
of Minnesota

With a Mini Vikings membership you can show off your Vikings pride and receive all kinds of cool benefits. Ages 16 and under are allowed to join this exclusive club that will give you an inside look at the Minnesota Vikings.

Member Benefits

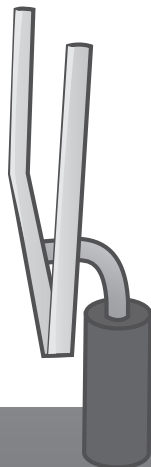
- Exclusive Access to Mini Vikings Events at Training Camp, Game Days, and more...
- Entry into Member-only Contests
- Eligibility for Vikings Autographed Merchandise Giveaways
- A 10% Discount at Minnesota Vikings Locker Room Stores
- Member Items like a t-shirt, a cinch bag, helmet horn decals, a personalized membership card and much more...



JOIN TODAY!

Vikings.com/minivikings

Questions? Email minivikings@vikings.nfl.net





RECORDS

ATTENDANCE RECORDS

TOTAL ATTENDANCE

Year	Home	Average	Away	Pre-Season	Post-Season	Total
1961.....	242,102 (7)	34,586.....	271,056 (7)	82,683 (5)	---	595,841
1962.....	226,535 (7)	32,362.....	267,674 (7)	103,588 (5)	---	597,797
1963.....	230,843 (7)	32,978.....	303,946 (7)	140,321 (5)	---	675,110
1964.....	274,026 (7)	39,147.....	341,973 (7)	110,438 (5)	---	726,437
1965.....	321,119 (7)	45,874.....	352,378 (7)	158,541 (5)	---	832,038
1966.....	315,837 (7)	45,120.....	331,515 (7)	241,728 (5)	---	889,080
1967.....	304,901 (7)	43,557.....	331,903 (7)	224,182 (5)	---	860,986
1968.....	328,072 (7)	46,867.....	359,484 (7)	155,591 (5)	83,199	926,346
1969.....	342,570 (7)	48,939.....	397,616 (7)	225,513 (6)	176,362	1,142,061
1970.....	335,300 (7)	47,900.....	360,221 (7)	285,659 (6)	46,050	1,027,230
1971.....	344,720 (7)	49,246.....	431,452 (7)	266,156 (6)	49,100	1,091,428
1972.....	344,720 (7)	49,245.....	407,582 (7)	281,687 (5)	---	1,033,989
1973.....	337,637 (7)	48,234.....	406,216 (7)	265,436 (5)	174,823	1,184,112
1974.....	337,523 (7)	48,217.....	436,717 (7)	227,435 (5)	173,027	1,174,702
1975.....	339,089 (7)	48,441.....	443,906 (7)	263,206 (6)	46,425	1,092,626
1976.....	325,745 (7)	46,535.....	404,705 (7)	259,551 (6)	197,850	1,187,851
1977.....	323,571 (7)	46,224.....	421,116 (7)	278,422 (6)	124,506	1,147,615
1978.....	353,497 (8)	44,187.....	472,664 (8)	178,682 (4)	69,631	1,074,474
1979.....	359,781 (8)	44,973.....	464,373 (8)	195,286 (4)	---	1,019,440
1980.....	367,259 (8)	45,907.....	428,831 (8)	168,436 (4)	68,434	1,032,960
1981.....	361,200 (8)	45,150.....	479,160 (8)	192,876 (4)	---	1,033,236
1982.....	285,824 (5)	57,165.....	241,213 (4)	264,271 (5)	115,153	906,461
1983.....	466,264 (8)	58,283.....	468,406 (8)	202,745 (4)	---	1,137,415
1984.....	444,399 (8)	55,534.....	456,682 (8)	193,303 (4)	---	1,094,384
1985.....	453,701 (8)	56,713.....	394,985 (8)	223,951 (4)	---	1,072,637
1986.....	463,555 (8)	57,944.....	396,168 (8)	221,757 (4)	---	1,081,480
1987.....	403,095 (8)	50,387.....	306,445 (7)	225,608 (4)	185,886	1,121,034
1988.....	463,181 (8)	57,898.....	462,499 (8)	177,631 (4)	119,514	1,222,825
1989.....	463,496 (8)	57,936.....	493,423 (8)	208,695 (4)	64,585	1,230,199
1990.....	452,064 (8)	56,508.....	506,596 (8)	200,023 (4)	---	1,158,683
1991.....	410,942 (8)	51,368.....	436,581 (8)	206,195 (4)	---	1,053,718
1992.....	453,214 (8)	56,652.....	454,059 (8)	186,365 (4)	57,353	1,150,991
1993.....	458,424 (8)	57,303.....	440,870 (8)	284,074 (5)	75,089	1,258,457
1994.....	474,744 (8)	59,343.....	506,678 (8)	247,114 (5)	60,347	1,288,883
1995.....	451,800 (8)	56,475.....	462,368 (8)	188,830 (4)	---	1,102,998
1996.....	449,940 (8)	56,243.....	404,460 (8)	161,990 (4)	64,682	1,081,072
1997.....	464,834 (8)	58,104.....	513,269 (8)	172,755 (5)	142,728	1,351,690
1998.....	510,741 (8)	63,843.....	491,291 (8)	241,802 (4)	127,820	1,371,654
1999.....	513,051 (8)	64,131.....	570,672 (8)	275,001 (4)	130,250	1,488,974
2000.....	513,322 (8)	64,165.....	515,910 (8)	222,150 (4)	143,191	1,394,573
2001.....	513,344 (8)	64,186.....	532,346 (8)	234,482 (4)	---	1,280,172
2002.....	512,517 (8)	64,065.....	533,211 (8)	230,466 (4)	---	1,276,194
2003.....	513,437 (8)	64,180.....	503,860 (8)	239,888 (4)	---	1,257,185
2004.....	512,969 (8)	64,121.....	532,986 (8)	248,439 (4)	138,799	1,433,193
2005.....	511,960 (8)	64,031.....	511,828 (8)	267,980 (4)	---	1,291,768
2006.....	509,743 (8)	63,718.....	565,622 (8)	244,647 (4)	---	1,320,012
2007.....	506,046 (8)	63,256.....	559,085 (8)	268,178 (4)	---	1,333,309
2008.....	506,136 (8)	63,267.....	517,640 (8)	256,001 (4)	61,746	1,341,523
2009.....	510,203 (8)	63,775.....	523,920 (8)	260,791 (4)	134,823	1,429,737
2010.....	470,009 (8)	58,751.....	559,788 (8)	237,411 (4)	---	1,267,208
2011.....	502,529 (8)	62,816.....	540,056 (8)	259,690 (4)	---	1,302,275
2012.....	485,802 (8)	60,725.....	533,900 (8)	253,799 (4)	71,548	1,345,049
Total.....	21,367,333 (396)	53,958	23,051,305 (394)	11,411,449 (235)	2,902,921	58,733,008

LARGEST CROWDS

HOME

Regular Season

- 64,482 vs. Green Bay, 11/2/03
- 64,471 vs. Green Bay, 11/22/98
- 64,381 vs. Denver, 10/19/03

Postseason

- 64,060 vs. Atlanta, 1/17/99
- 64,056 vs. Dallas, 1/9/00

Preseason

- 63,845 vs. Tennessee, 8/23/02
- 63,804 vs. Indianapolis, 8/24/01

AWAY

Regular Season

- 90,608 vs. Washington, 9/11/06
- 83,602 vs. Washington, 11/28/10

Postseason

- 103,438 vs. Oakland (Super Bowl XI in Pasadena), 1/9/77

Preseason

- 84,236 vs. Atlanta (at Cleveland), 9/2/67

SMALLEST CROWDS

HOME

Regular Season

- 13,911 vs. Green Bay, 10/4/87 (Metrodome)
- 26,728 vs. LA Rams, 11/25/62

Postseason

- 44,626 vs. St. Louis, 12/21/74
- 57,353 vs. Washington, 1/2/93 (Metrodome)

Preseason

- 27,982 vs. LA Rams, 9/10/61
- 34,367 vs. San Diego, 8/3/96 (Metrodome)

AWAY

Regular Season

- 12,992 vs. Dallas 9/24/61
- 14,167 vs. Atlanta, 12/15/85

Postseason

- 22,961 vs. Dallas (at Miami), 1/5/69
- 54,593 vs. Washington, 1/15/83

Preseason

- 4,954 vs. Dallas (at Sioux Falls), 8/5/61

VIKINGS ALL-TIME LEADERS

RUSHING

Player	Yards	Att.	Avg.	Long	TD
1. Peterson, Adrian (2007-12)	8,849	1,754	5.0	82t	76
2. Smith, Robert (1993-00)	6,818	1,411	4.8	78t	32
3. Foreman, Chuck (1973-79)	5,879	1,529	3.8	51	52
4. Brown, Bill (1962-74)	5,757	1,627	3.5	48	52
5. Brown, Ted (1979-86)	4,546	1,117	4.1	60	40
6. Osborn, Dave (1965-75)	4,320	1,172	3.7	73	29
7. Nelson, Darrin (1982-89, '91-92)	4,231	981	4.3	72	18
8. Mason, Tommy (1961-66)	3,252	761	4.3	71	28
9. Bennett, Michael (2001-05)	3,174	713	4.5	85t	12
10. Taylor, Chester (2006-09)	2,797	655	4.3	95t	18

RECEIVING

Player	No.	Yards	Avg.	Long	TD
1. Carter, Cris (1990-01)	1,004	12,383	12.3	78t	110
2. Moss, Randy (1998-04, '10)	587	9,316	15.9	82t	92
3. Jordan, Steve (1982-94)	498	6,307	12.7	68t	29
4. Carter, Anthony (1985-93)	478	7,635	16.0	73t	52
5. Reed, Jake (1991-99, '01)	413	6,433	15.6	82t	33
6. Rashad, Ahmad (1976-82)	400	5,489	13.7	76t	34
7. White, Sammy (1976-86)	393	6,400	16.3	69t	50
8. Brown, Ted (1979-86)	339	2,850	8.4	67t	13
9. Foreman, Chuck (1973-79)	336	3,057	9.1	66t	23
10. Young, Rickey (1978-83)	292	2,255	7.6	48	14

RUSHING-RECEIVING YARDS

Player	Rushing	Receiving	Total
1. Carter, Cris (1990-01)	24	12,383	12,407
2. Peterson, Adrian (2007-12)	8,849	1,526	10,375
3. Moss, Randy (1998-04, '10)	159	9,316	9,475
4. Foreman, Chuck (1973-79)	5,879	3,057	8,936
5. Brown, Bill (1962-74)	5,757	3,177	8,934

PASSER RATING (MINIMUM 1,500 ATTEMPTS)

Player	Att.	Cmp.	Pct.	Yards	TD	Int	Lg	Rtg
1. Culppeper, Daunte (1999-05)	2,607	1,678	64.4	20,162	135	86	82t	91.5
2. Johnson, Brad (1992-98, 05-06)	1,670	1,036	62.0	11,098	65	48	82t	82.5
3. Tarkenton, Fran (1961-66, 72-78)	4,569	2,635	57.7	33,098	239	194	89t	80.1

SCORING

Player	TD	2 pt.	PAT	FG	Total
1. Cox, Fred (1963-77)	-	-	519	282	1,365
2. Carter, Cris (1990-01)	110	5	-	-	670
3. Longwell, Ryan (2006-11)	-	-	228	135	633
4. Revez, Fuad (1990-95)	-	-	199	133	598
5. Moss, Randy (1998-04, '10)	93	3	-	-	564
6. Anderson, Gary (1998-02)	-	-	215	109	542
7. Peterson, Adrian (2007-12)	80	1	-	-	482
8. Brown, Bill (1962-74)	76	-	-	-	456
9. Foreman, Chuck (1973-79)	75	-	-	-	450
10. Danmeier, Rick (1978-83)	-	-	154	70	364

FIELD GOAL PCT. (MINIMUM 100 MADE)

Player	Att.	Made	Pct.	Long
1. Longwell, Ryan (2006-11)	157	135	86.0	55
2. Anderson, Gary (1998-02)	129	109	84.5	53
3. Revez, Fuad (1990-95)	171	133	77.8	52

PUNTING AVERAGE (MINIMUM 200)

Player	No.	Avg.	Long	Blk.
1. Kluge, Chris (2005-12)	623	44.4	70	1
2. Newsome, Harry (1990-93)	308	43.8	84	2
3. Berger, Mitch (1996-01)	386	43.5	75	2

INTERCEPTIONS

Player	No.	Yards	Avg.	Long	TD
1. Krause, Paul (1968-79)	53	852	16.1	81	2
2. Bryant, Bobby (1967-80)	51	749	14.7	46t	3
3. Sharrockman, Ed (1962-72)	40	804	20.1	47t	3
4. Browner, Joey (1983-91)	37	465	12.6	45	3
5. Wright, Nate (1971-80)	31	272	8.8	44	0
6. Lee, Carl (1983-93)	29	350	12.1	58t	2
7t. Turner, John (1979-83, 85, 87)	22	227	10.3	36	1
Thomas, Orlando (1995-01)	22	225	10.2	45t	2
9. Winfield, Antoine (2004-12)	21	227	10.8	56	2
10t. McMillian, Audray (1989-93)	19	227	11.9	51t	3
Kassulke, Karl (1963-72)	19	187	9.8	27	0

SACKS

Player	No.	Yards
1. Eller, Carl (1964-78)	130.0	1,030
2. Marshall, Jim (1961-79)	127.0	1,015
3. Randle, John (1990-00)	114.0	722
4. Page, Alan (1967-78)	108.0	797
5. Doleman, Chris (1985-93, 99)	96.5	729

TACKLES (SPECIAL TEAMS AND DEFENSE)

Player	Solo	Asst.	Total
1. Studwell, Scott (1977-90)	1,308	673	1,981
2. Blair, Matt (1974-85)	986	466	1,452
3. Siemon, Jeff (1972-82)	1,008	374	1,382
4. Page, Alan (1967-78)	868	252	1,120
5. Browner, Joey (1983-91)	743	355	1,098

PUNT RETURNS (MINIMUM 50 RETURNS)

Player	No.	Yards	Avg.	Long	TD
1. Moore, Mewelde (2004-07)	74	768	10.4	77t	2
2. Palmer, David (1994-00)	162	1,610	9.9	74t	2
3. Lewis, Leo (1981-91)	194	1,812	9.3	78t	1
4. Shereels, Marcus (2010-12)	65	564	8.7	77t	1
5. Payton, Eddie (1980-82)	94	733	7.8	35	0

KICKOFF RETURNS (MINIMUM 75 RETURNS)

Player	No.	Yards	Avg.	Long	TD
1. Harvin, Percy (2009-12)	114	3,183	27.9	105t	5
2. West, Charlie (1968-73)	78	1,991	25.5	82	0
3. Jones, Clinton (1967-72)	89	2,209	24.8	96t	1
4. Nelson, Darrin (1982-89, 91-92)	159	3,619	22.8	50	0
5. Payton, Eddie (1980-82)	104	2,353	22.6	99t	1
6. Palmer, David (1994-00)	145	3,274	22.6	88t	1

COMBINED YARDAGE

Player	Total	Rush	Rec.	Int.	Punt	Kick	Fum.
1. Carter, Cris (1990-01)	12,410	24	12,383	-	-	-	3
2. Peterson, Adrian (2007-12)	10,803	8,849	1,526	-	-	-	-
3. Nelson, Darrin (1982-89, 91-92)	10,365	4,231	2,202	-	313	3,619	-
4. Moss, Randy (1998-04, '10)	9,670	159	9,316	-	162	33	-
5. Brown, Bill (1962-74)	9,237	5,757	3,177	-	0	303	-

BOLD - Active in 2012

RUSHING

Year	Player	Att.	Yards	Avg.	Lg.	TD #NFL/NFC
1961	McElhenny, Hugh	120	570	4.8	41	3 15
1962	Mason, Tommy	167	740	4.4	71	2 10
1963	Mason, Tommy	166	763	4.6	70t	7 5
1964	Brown, Bill	226	866	3.8	48	7 4
1965	Brown, Bill	160	691	4.5	40	6 6
1966	Brown, Bill	251	829	3.3	33t	6 4
1967	Osborn, Dave	215	972	4.5	73t	2 2
1968	Brown, Bill	222	805	3.6	32	11 8
1969	Osborn, Dave	186	643	3.5	58t	7 10
1970	Osborn, Dave	207	681	3.2	16	5 137/8
1971	Jones, Clinton	180	675	3.7	73t	4 20/10
1972	Reed, Oscar	151	639	4.2	43	2 26/12
1973	*Foreman, Chuck	182	801	4.4	50t	4 18/9
1974	Foreman, Chuck	199	777	3.9	32	9 11/4
1975	Foreman, Chuck	280	1,070	3.8	31t	13 5/2
1976	Foreman, Chuck	278	1,155	4.1	46	13 6/4
1977	Foreman, Chuck	270	1,112	4.1	51	6 6/3
1978	Foreman, Chuck	237	749	3.2	21	5 22/8
1979	Young, Rickey	188	708	3.8	23t	3 22T/10T
1980	Brown, Ted	219	912	4.2	55t	8 10/7
1981	Brown, Ted	274	1,063	3.9	34	6 15/9
1982	Brown, Ted	120	515	4.3	30	1 19T/9T
1983	Nelson, Darrin	154	642	4.2	56t	1 31/16
1984	*Anderson, Alfred	201	773	3.8	23	2 20/12
1985	Nelson, Darrin	200	893	4.5	37	5 19/11
1986	Nelson, Darrin	191	793	4.2	42	4 16/10
1987	Nelson, Darrin	131	642	4.9	72	2 16/8
1988	Nelson, Darrin	112	380	3.4	27	1 53/23
1989	Walker, Herschel	169	669	4.0	47	5 20/10
1990	Walker, Herschel	184	770	4.2	58t	5 19/9
1991	Walker, Herschel	198	825	4.2	71t	10 11/5
1992	Allen, Terry	266	1,201	4.5	51	13 6/3
1993	Graham, Scottie	118	488	4.1	31	3 34/16
1994	Allen, Terry	255	1,031	4.0	45	8 8/4
1995	Smith, Robert	139	632	4.5	58t	5 30/15
1996	Smith, Robert	162	692	4.3	57	3 24/10
1997	Smith, Robert	232	1,266	5.5	78t	6 7/3
1998	Smith, Robert	249	1,187	4.8	74t	6 11/5
1999	Smith, Robert	221	1,015	4.6	70t	2 14/7
2000	Smith, Robert	295	1,521	5.2	72t	7 2/1
2001	*Bennett, Michael	172	682	4.0	31t	2 27/13
2002	Bennett, Michael	255	1,296	5.1	85t	5 11/3
2003	Williams, Moe	174	745	4.3	61	5 27/14
2004	Smith, Onterio	124	544	4.4	38	2 36/18
2005	Moore, Mewelde	155	662	4.3	33	1 29/11
2006	Taylor, Chester	303	1,216	4.0	95t	6 9/5
2007	*Peterson, Adrian	238	1,341	5.6	73t	12 2/1
2008	Peterson, Adrian	363	1,760	4.8	67t	10 1/1
2009	Peterson, Adrian	314	1,383	4.4	64t	18 5/2
2010	Peterson, Adrian	283	1,298	4.6	80t	12 6/2
2011	Peterson, Adrian	208	970	4.7	54	12 18/8
2012	Peterson, Adrian	348	2,097	6.0	82t	12 1/1

*rookie
#rushing yards/QB rating ranks



Chuck Foreman scored a Vikings-record 22 TDs in 1975.

PASSING

Year	Player	Att.	Cmp.	Pct.	Yds.	TD	Int.	Rtg.#NFL/NFC
1961	*Tarkenton, F.	280	157	56.1	1,997	18	17	74.7 8
1962	Tarkenton, F.	329	163	49.5	2,595	22	25	66.9 12
1963	Tarkenton, F.	297	170	57.2	2,311	15	15	78.0 6
1964	Tarkenton, F.	306	171	55.9	2,506	22	11	91.8 2
1965	Tarkenton, F.	329	171	52.0	2,609	19	11	83.8 6
1966	Tarkenton, F.	358	192	53.6	2,561	17	16	73.8 6
1967	Kapp, J.	214	102	47.7	1,386	8	17	48.2 19
1968	Kapp, J.	248	129	52.1	1,695	10	17	58.8 13
1969	Kapp, J.	237	120	50.6	1,726	19	13	78.5 10
1970	Cuozzo, G.	257	128	49.8	1,720	7	10	64.3 20/10
1971	Cuozzo, G.	168	75	44.6	842	6	8	52.2 25T/14
1972	Tarkenton, F.	378	215	56.9	2,651	18	13	80.2 3/3
1973	Tarkenton, F.	274	169	61.7	2,113	15	7	93.2 2/2
1974	Tarkenton, F.	351	199	56.7	2,598	17	12	82.1 7/4
1975	Tarkenton, F.	425	273	64.2	2,994	25	13	91.8 2/1
1976	Tarkenton, F.	412	255	61.8	2,961	17	8	89.3 6/3
1977	Tarkenton, F.	258	155	60.1	1,734	9	14	69.2 9/3
1978	Tarkenton, F.	572	345	60.3	3,468	25	32	68.9 12/4
1979	Kramer, T.	566	315	55.7	3,397	23	24	69.3 17T/6T
1980	Kramer, T.	522	299	57.3	3,582	19	23	72.2 19/9
1981	Kramer, T.	593	322	54.3	3,912	26	24	72.6 18/10
1982	Kramer, T.	308	176	57.1	2,037	15	12	77.3 13T/8
1983	Dils, S.	444	239	53.8	2,840	11	16	66.8 22/11
1984	Kramer, T.	236	124	52.5	1,678	9	10	70.6 23/12
1985	Kramer, T.	506	277	54.7	3,522	19	26	67.8 21/11
1986	Kramer, T.	372	208	55.9	3,000	24	10	92.6 1/1
1987	Wilson, W.	264	140	52.6	2,106	14	13	76.7 16/8
1988	Wilson, W.	332	204	61.4	2,746	15	9	91.5 3/1
1989	Wilson, W.	342	184	53.8	2,467	9	12	71.1 21/9
1990	Gannon, R.	349	182	52.1	2,278	16	16	68.9 23T/12
1991	Gannon, R.	354	211	59.6	2,166	12	6	81.5 11/6
1992	Gannon, R.	279	159	57.0	1,905	12	13	72.9 18/11
1993	McMahon, J.	331	200	60.4	1,968	9	8	76.3 16/7
1994	Moon, W.	601	371	61.7	4,264	18	19	79.9 13/7
1995	Moon, W.	606	377	62.2	4,228	33	14	91.5 7/6
1996	Johnson, B.	311	195	62.7	2,258	17	10	89.4 3/3
1997	Johnson, B.	452	275	60.8	3,036	20	12	84.5 9/4
1998	Cunningham, R.	425	259	60.9	3,704	34	10	106.0 1/1
1999	George, J.	329	191	58.1	2,816	23	12	94.2 3/3
2000	Culpepper, D.	474	297	62.7	3,937	33	16	98.0 4/3
2001	Culpepper, D.	366	235	64.2	2,612	14	13	83.3 11/6
2002	Culpepper, D.	549	333	60.7	3,853	18	23	75.3 26/11
2003	Culpepper, D.	454	295	65.0	3,479	25	11	96.4 3/1
2004	Culpepper, D.	548	379	69.2	4,777	39	11	110.9 2/1
2005	Johnson, B.	294	184	62.6	1,885	12	4	88.9 11/3
2006	Johnson, B.	439	270	61.5	2,750	9	15	72.0 27/15
2007	Jackson, T.	294	171	58.2	1,911	9	12	70.8 28/13
2008	Fretotte, G.	301	178	59.1	2,157	12	15	73.7 28/14
2009	Favre, B.	531	363	68.4	4,202	33	7	107.2 2/2
2010	Favre, B.	358	217	60.6	2,509	11	19	69.9 29/14
2011	*Ponder, C.	291	158	54.3	1,853	13	13	70.1 31/16
2012	Ponder, C.	483	300	62.1	2,935	18	12	81.2 21/12



Warren Moon led the Vikings in passing in consecutive seasons in 1994 and '95.

RECEIVING

Year	Player	No.	Yds.	Avg.	Long	TD	#NFL/NFC
1961	Reichow, Jerry	50	859	17.2	51t	11	
1962	Reichow, Jerry	39	561	14.4	41	3	22T
1963	Flatley, Paul	51	867	17.0	62	4	10T
1964	Brown, Bill	48	703	14.6	64	9	11
1965	Flatley, Paul	50	896	17.9	58	7	10T
1966	Flatley, Paul	50	777	15.0	41	3	12T
1967	Osborn, Dave	34	272	8.0	29	1	30T
1968	Washington, Gene	46	756	16.3	61	6	9
1969	Washington, Gene	39	821	21.1	83t	9	29
1970	Washington, Gene	44	702	15.9	49t	4	16T/11T
1971	Grim, Bob	45	691	15.3	55t	7	13T/7
1972	Gilliam, John	47	1,035	22.0	66t	7	10T/5T
1973	Gilliam, John	42	907	21.6	54t	8	19T/8T
1974	Foreman, Chuck	53	586	11.1	66t	6	8/6
1975	Foreman, Chuck	73	691	9.5	33	9	1/1
1976	Foreman, Chuck	55	567	10.3	41t	1	5/2
1977	Rashad, Ahmad	51	681	13.4	48t	2	5T/1
1978	Young, Rickey	88	705	8.0	48	5	1/1
1979	Rashad, Ahmad	80	1,156	14.5	52t	9	2/1
1980	Rashad, Ahmad	69	1,095	15.9	76t	5	5/4
1981	Brown, Ted	83	694	8.4	63	2	3/2
1982	Brown, Ted	31	207	6.7	29	2	32T/17T
1983	Nelson, Darrin	51	618	12.1	68	0	33T/18T
1984	Lewis, Leo	47	830	17.7	56	4	44/23
1985	Jordan, Steve	68	795	11.7	32	0	15/7
1986	Jordan, Steve	58	859	14.8	68t	6	29T/12
1987	Carter, Anthony	38	922	24.3	73t	7	48T/19T
1988	Carter, Anthony	72	1,225	17.0	67t	6	9T/7T
1989	Carter, Anthony	65	1,066	16.4	50	4	17/12
1990	Carter, Anthony	70	1,008	14.4	56t	8	12/5
1991	Carter, Cris	72	962	13.4	50	5	9T/4
1992	Carter, Cris	53	681	12.8	44	6	33T/20
1993	Carter, Cris	86	1,071	12.5	58	9	4T/4T
1994	Carter, Cris	122	1,256	10.3	65t	7	1/1
1995	Carter, Cris	122	1,371	11.2	60t	17	2T/2T
1996	Carter, Cris	96	1,163	12.1	43t	10	5/4
1997	Carter, Cris	89	1,069	12.0	43	13	4/3
1998	Carter, Cris	78	1,011	13.0	54t	12	11T/5
1999	Carter, Cris	90	1,241	13.8	68	13	5T/2
2000	Carter, Cris	96	1,274	13.3	53	9	6/3
2001	Moss, Randy	82	1,233	15.0	73t	10	16/7
2002	Moss, Randy	106	1,347	12.7	60	7	3/1
2003	Moss, Randy	111	1,632	14.7	72	17	2/2
2004	Wiggins, Jermaine	71	705	9.9	39	4	28/14
2005	Wiggins, Jermaine	69	568	8.2	24	1	29T/12T
2006	Taylor, Travis	57	651	11.4	36	3	48T/26T
2007	Wade, Bobby	54	647	12.0	40	3	52T/27T
2008	Wade, Bobby	53	645	12.2	59t	2	56T/24T
2009	Rice, Sidney	83	1,312	15.8	63	8	12T/6T
2010	Harvin, Percy	71	868	12.2	53t	5	21T/12T
2011	Harvin, Percy	87	967	11.1	52t	6	6/4
2012	Harvin, Percy	62	677	10.9	45	3	42t/25

*rookie
#receptions/punt average ranks



Anthony Carter recorded 3 straight seasons with at least 1,000 receiving yards from 1988-90.



Greg Coleman led the Vikings in punting from 1978-87 and still holds several career punting records.



Among all TEs, Steve Jordan leads the Vikings in every major receiving category in team history.

PUNTING

Year	Player	No.	Avg.	Long	Blckd	#NFL/NFC
1961	*Mercer, Mike	63	39.0	59	2	12
1962	Mercer, Mike	19	43.5	77	0	12
1963	Cox, Fred	70	38.7	57	0	15
1964	Walden, Bobby	72	46.4	73	0	1
1965	Walden, Bobby	51	42.1	61	0	8
1966	Walden, Bobby	60	41.1	70	0	9
1967	Walden, Bobby	75	41.5	76	0	6
1968	Hill, King	35	41.0	53	0	DNQ
1969	Lee, Bob	67	40.0	56	0	10
1970	McNeill, Tom	61	38.0	64	0	25/12
1971	Lee, Bob	89	39.6	58	0	20/10
1972	Eischeid, Mike	62	42.7	61	1	5T/2T
1973	Eischeid, Mike	66	39.8	57	0	21/12
1974	Eischeid, Mike	73	36.1	50	1	25/12
1975	*Clabo, Neil	73	41.1	62	2	7/4
1976	Clabo, Neil	69	38.8	55	0	19/8
1977	Clabo, Neil	83	39.8	69	0	11/7
1978	Coleman, Greg	51	39.0	59	1	14/7
1979	Coleman, Greg	90	39.5	70	1	20/10
1980	Coleman, Greg	81	38.8	67	0	24/13
1981	Coleman, Greg	88	41.4	73	0	12/7
1982	Coleman, Greg	58	41.1	67	0	13/9
1983	Coleman, Greg	91	41.5	65	0	12T/4T
1984	Coleman, Greg	82	42.4	62	0	7/2
1985	Coleman, Greg	67	42.8	62	0	7/4
1986	Coleman, Greg	67	41.4	69	0	11/7
1987	Coleman, Greg	45	39.7	54	1	19/9
1988	Scribner, Buckley	84	40.3	55	2	15T/8
1989	Scribner, Buckley	72	39.8	55	0	19/9
1990	Newsome, Harry	78	42.3	61	1	7T/5
1991	Newsome, Harry	68	45.5	65	0	2/1
1992	Newsome, Harry	72	45.0	84	1	2/1
1993	Newsome, Harry	90	42.9	64	0	12T/6T
1994	Saxon, Mike	77	42.9	67	0	7T/5
1995	Saxon, Mike	72	40.9	60	0	23T/11T
1996	Berger, Mitch	88	41.1	63	2	26/13
1997	Berger, Mitch	73	42.9	65	0	13T/5T
1998	Berger, Mitch	55	44.7	67	0	7T/3
1999	Berger, Mitch	61	45.4	75	0	2/1
2000	Berger, Mitch	62	44.7	60	0	4T/1
2001	Berger, Mitch	47	43.5	67	0	7T/2T
2002	Richardson, Kyle	62	39.9	59	1	28T/14
2003	*Johnson, Eddie	56	39.1	55	1	27/14
2004	Bennett, Darren	57	39.3	61	0	29/15
2005	*Kluwe, Chris	71	44.1	62	0	6/2
2006	Kluwe, Chris	93	42.3	68	0	25/14
2007	Kluwe, Chris	81	44.7	70	0	8/4
2008	Kluwe, Chris	73	47.6	62	1	4/3
2009	Kluwe, Chris	73	43.9	60	0	15/7
2010	Kluwe, Chris	83	43.0	59	0	21/11
2011	Kluwe, Chris	77	45.7	60	0	13/4
2012	Kluwe, Chris	72	45.0	59	0	22/10

SCORING

Year	Player	TD	PAT	FG	Tot.	#NFL/NFC
1961	Reichow, Jerry	11	-	-	66	16T
1962	Christopherson, Jim	-	28	11	61	20
1963	Cox, Fred	-	39	12	75	10
1964	Cox, Fred	-	40	21	103	6
1965	Cox, Fred	-	44	23	113	3
1966	Cox, Fred	-	34	18	88	11
1967	Cox, Fred	-	26	17	77	8
1968	Cox, Fred	-	31	19	88	6
1969	Cox, Fred	-	43	26	121	1
1970	Cox, Fred	-	35	30	125	1/1
1971	Cox, Fred	-	25	22	91	8T/4T
1972	Cox, Fred	-	34	21	97	9T/5T
1973	Cox, Fred	-	33	21	96	12/8
1974	Foreman, Chuck	15	-	-	90	4T/3
1975	Foreman, Chuck	22	-	-	132	2/1
1976	Cox, Fred	-	32	19	89	5/3
1977	Foreman, Chuck	9	-	-	54	24T/9T
	White, Sammy	9	-	-	54	24T/9T
1978	Danmeier, Rick	-	36	12	72	19T/7T
1979	Danmeier, Rick	-	28	13	67	30/12
1980	Danmeier, Rick	-	33	16	81	16T/7T
1981	Danmeier, Rick	-	34	21	97	15/8
1982	Danmeier, Rick	-	23	8	47	26/15
1983	Ricardo, Benny	-	33	25	108	13/9
1984	Stenerud, Jan	-	30	20	90	24/12
1985	Stenerud, Jan	-	41	15	86	25/14
1986	Nelson, Chuck	-	44	22	110	4/3
1987	Nelson, Chuck	-	36	13	75	20T/10
1988	Nelson, Chuck	-	48	20	108	9T/4T
1989	Karlis, Rich	-	27	31	120	3T/3T
1990	Igwebuike, Donald	-	19	14	61	39/21
1991	Revez, Fuad	-	34	17	85	21T/11T
1992	Revez, Fuad	-	45	19	102	12/5
1993	Revez, Fuad	-	27	26	105	14T/7
1994	Revez, Fuad	-	30	34	132	2T/1T
1995	Revez, Fuad	-	44	26	122	7T/4T
1996	Sisson, Scott	-	30	22	96	21/9
1997	Carter, Cris	13	-	3 (2pt)	84	26T/11T
1998	Anderson, Gary	-	59	35	164	1/1
1999	Anderson, Gary	-	46	19	103	20/7
2000	Anderson, Gary	-	45	22	111	11/6
2001	Anderson, Gary	-	29	15	74	33T/15
2002	Anderson, Gary	-	36	18	90	28T/14
2003	Elling, Aaron	-	48	18	102	17T/8T
	Moss, Randy	17	-	-	102	17T/8T
2004	Andersen, Morten	-	45	18	99	20T/7T
2005	Edinger, Paul	-	31	25	106	19/7
2006	Longwell, Ryan	-	27	21	90	31/14
2007	Longwell, Ryan	-	39	20	99	24T/11T
2008	Longwell, Ryan	-	40	29	127	7T/6T
2009	Longwell, Ryan	-	54	26	132	3/2
2010	Longwell, Ryan	-	30	17	81	28/15
2011	Longwell, Ryan	-	38	22	104	23/13
2012	*Walsh, Blair	-	36	35	141	4/3

FIELD GOALS

Year	Player	Att.	Made	Pct.	Long	#NFL/NFC
1961	*Mercer, Mike	21	9	42.9	34	11
1962	Christopherson, Jim	20	11	55.0	44	6T
1963	Cox, Fred	24	12	50.0	46	7T
1964	Cox, Fred	33	21	63.6	47	3
1965	Cox, Fred	35	23	65.7	53	1
1966	Cox, Fred	33	18	54.5	44	10
1967	Cox, Fred	33	17	51.5	44	7
1968	Cox, Fred	29	19	65.5	45	3
1969	Cox, Fred	37	26	70.3	48	1
1970	Cox, Fred	46	30	65.2	47	8/5
1971	Cox, Fred	32	22	68.7	47	5/3
1972	Cox, Fred	33	21	63.6	43	13T/4T
1973	Cox, Fred	35	21	60.0	41	19T/9T
1974	Cox, Fred	20	12	60.0	46	14T/7T
1975	Cox, Fred	17	13	76.4	52	6/4
1976	Cox, Fred	31	19	61.3	49	11/7
1977	Cox, Fred	17	8	47.1	42	23/12
1978	Danmeier, Rick	19	12	63.2	47	18/11
1979	Danmeier, Rick	22	13	59.1	44	22/11
1980	Danmeier, Rick	26	16	61.5	47	18T/9
1981	Danmeier, Rick	25	21	84.0	45	2/2
1982	Danmeier, Rick	14	8	57.1	43	24T/12T
1983	Ricardo, Benny	33	25	75.8	47	14/7
1984	Stenerud, Jan	23	20	87.0	54	1/1
1985	Stenerud, Jan	26	15	57.7	49	25/12
1986	Nelson, Chuck	28	22	78.6	53	4/2
1987	Nelson, Chuck	24	13	54.2	51	27/13
1988	Nelson, Chuck	25	20	80.0	49	6/2
1989	Karlis, Rich	39	31	79.5	51	5/3
1990	Igwebuike, Donald	16	14	87.5	48	4/1
1991	Revez, Fuad	24	17	70.8	50	17/9
1992	Revez, Fuad	25	19	76.0	52	12/6
1993	Revez, Fuad	35	26	74.3	51	10T/6T
1994	Revez, Fuad	39	34	87.2	51	3/1
1995	Revez, Fuad	36	26	72.2	51	13T/6T
1996	Sisson, Scott	29	22	75.9	44	18T/8T
1997	Murray, Eddie	17	12	70.6	49	28T/14
1998	Anderson, Gary	35	35	100.0	53	2/1
1999	Anderson, Gary	30	19	63.3	44	23T/9T
2000	Anderson, Gary	23	22	95.7	49	17T/9
2001	Anderson, Gary	18	15	83.3	44	29/14
2002	Anderson, Gary	23	18	78.3	53	23/12
2003	Elling, Aaron	25	18	72.0	51	23T/12
2004	Andersen, Morten	22	18	81.8	48	23T/11T
2005	Edinger, Paul	34	25	73.5	56	12T/6T
2006	Longwell, Ryan	25	21	84.0	49	28T/11
2007	Longwell, Ryan	24	20	83.3	55	28/14
2008	Longwell, Ryan	34	29	85.3	54	8T/5T
2009	Longwell, Ryan	28	26	92.9	52	10T/4
2010	Longwell, Ryan	18	17	94.4	48	26/15
2011	Longwell, Ryan	28	22	78.6	53	25T/12T
2012	*Walsh, Blair	38	35	92.1	56	1/1

*rookie

#total points/FGs made ranks



Jerry Reichow's team-record 11 TD catches in a season stood from 1961 until Cris Carter broke it in 1995.



Fred Cox led the Vikings in scoring for a team-record 12 seasons.




Ryan Longwell led the Vikings in FGs made from 2006-11.

KICKOFF RETURNS

Year	Player	No.	Yds.	Avg.	Long	TD	#NFL/NFC
1961	*Mason, Tommy	25	603	24.1	42	0	
1962	Butler, Billy	26	588	22.6	45	0	17
1963	Butler, Billy	33	713	21.6	35	0	17
1964	Butler, Billy	26	597	23.0	34	0	17
1965	*Rentzel, Lance	23	602	26.2	101t	1	10
1966	Fitzgerald, Mike	14	301	21.5	28	0	21
1967	Jones, Clinton	25	597	23.8	96t	1	14
1968	*West, Charlie	22	576	26.1	82	0	6
1969	Jones, Clinton	17	444	26.1	71	0	7
1970	Jones, Clinton	19	452	23.7	41	0	17/77
1971	West, Charlie	24	556	23.0	36	0	19/13
1972	Cilliam, John	14	369	26.3	47	0	8/6
1973	McClanahan, Brent	16	410	25.6	45	0	14/5
1974	McClanahan, Brent	23	549	23.9	52	0	20/10
1975	McClanahan, Brent	17	360	21.2	42	0	30/15
1976	*Willis, Leonard	24	552	23.0	57	0	19/78
1977	Moore, Manfred	24	523	21.8	48	0	25/15
1978	*Miller, Kevin	40	856	21.4	38	0	24T/10T
1979	Edwards, Jimmy	44	1,103	25.1	83	0	2/1
1980	Payton, Eddie	53	1,184	22.3	59	0	14/77
1981	Payton, Eddie	39	898	23.0	99t	1	11/6
1982	Redwine, Jarvis	12	286	23.8	76	0	5/3
1983	Nelson, Darrin	18	445	24.7	50	0	3/1
1984	Nelson, Darrin	39	891	22.8	47	0	6/3
1985	*Rhymes, Buster	53	1,345	25.4	88	0	5/4
1986	Bess, Rufus	31	705	22.7	43	0	9/4
1987	Guggemos, Neal	36	808	22.4	42	0	77/5T
1988	*Harris, Darryl	39	833	21.4	30	0	12T/4T
1989	Nelson, Darrin	14	307	21.9	32	0	DNQ
1990	Walker, Herschel	44	966	22.0	64	0	7/5
1991	Nelson, Darrin	31	682	22.0	50	0	9/6
1992	Nelson, Darrin	29	626	21.6	53	0	107/77
1993	*Ismail, Qadry	42	902	21.5	47	0	10/77
1994	Ismail, Qadry	35	807	23.1	61	0	13/10
1995	Ismail, Qadry	42	1,037	24.7	71	0	77/2
1996	Ismail, Qadry	28	527	18.8	32	0	38/19
1997	Palmer, David	32	711	22.2	62	0	20/13
1998	Palmer, David	50	1,176	23.5	88t	1	18/9
1999	Tate, Robert	25	627	25.1	76t	1	4/3
2000	*Walters, Troy	30	692	23.1	38	0	18/9
2001	Jaquet, Nate	46	1,012	22.0	53	0	24T/13
2002	Williams, Moe	24	516	21.5	51	0	32/20
2003	*Smith, Ontario	27	588	21.8	46	0	24/13
2004	Campbell, Kelly	35	760	21.7	55	0	26/14
2005	Robinson, Koren	47	1,221	26.0	86t	1	5/1
2006	Johnson, Bethel	45	1,054	23.4	65	0	21/10
2007	*Allison, Aundrae	20	574	28.7	104t	1	3/1
2008	Hicks, Maurice	29	690	23.8	38	0	24/13
2009	*Harvin, Percy	42	1,156	27.5	101t	2	4/3T
2010	Harvin, Percy	40	933	23.3	95t	1	21/9
2011	Harvin, Percy	16	520	32.5	104	1	DNQ
2012	Harvin, Percy	16	574	35.9	105t	1	DNQ

*rookie

#KR average/PR rating ranks



Hugh McElhenny returned the 1st punt for a TD in team history in 1961, an 81-yarder at Chicago.



Darrin Nelson holds the team record with 159 career kickoff returns.



David Palmer scored 3 TDs on returns during his career- 2 on punt returns and took back 1 kickoff.

PUNT RETURNS

Year	Player	No.	Yds.	Avg.	Long	TD#	NFL/NFC
1961	*Mason, Tommy	14	146	10.4	23	0	5
1962	Butler, Billy	12	169	14.1	46	0	DNQ
1963	Butler, Billy	21	220	10.5	60t	1	4
1964	Butler, Billy	22	156	7.1	32	0	12
1965	Mason, Tommy	9	63	7.0	17	0	DNQ
1966	Sharockman, Ed	9	95	10.5	76	0	DNQ
1967	Grim, Bob	25	101	4.0	81	0	12
1968	*West, Charlie	20	201	10.0	98t	1	4
1969	West, Charlie	39	245	6.3	55	0	6
1970	West, Charlie	29	169	5.8	53	0	24/10
1971	West, Charlie	18	94	5.2	16	0	22/9
1972	Gilliam, John	16	110	6.8	23	0	13T/6T
1973	Bryant, Bobby	25	140	5.6	16	0	26/12
1974	Wallace, Jackie	25	191	7.6	30	0	30/15
1975	Bryant, Bobby	19	125	6.6	16	0	25/15
1976	*Willis, Leonard	30	207	6.9	29	0	27T/13T
1977	Moore, Manfred	47	277	5.9	28	0	33/15
1978	*Miller, Kevin	48	239	5.0	47	0	30/15
1979	Edwards, Jimmy	33	186	5.6	42	0	26/12
1980	Payton, Eddie	34	251	7.4	19	0	25/13
1981	Payton, Eddie	38	303	8.0	28	0	18/10
1982	Payton, Eddie	22	179	8.1	35	0	13/6
1983	Bess, Rufus	21	158	7.5	23	0	25/13
1984	Nelson, Darrin	23	180	7.8	21	0	19/9
1985	Nelson, Darrin	16	133	8.3	21	0	DNQ
1986	Bess, Rufus	23	162	7.0	15	0	20/10
1987	Guggemos, Neal	22	275	12.5	78t	1	5T/3T
1988	Lewis, Leo	58	550	9.5	64	0	12/5
1989	Lewis, Leo	44	446	10.1	65	0	8/7
1990	Lewis, Leo	25	180	7.2	30	0	18T/12
1991	Lewis, Leo	30	225	7.5	44	0	19/14
1992	Parker, Anthony	33	336	10.2	42	0	9/4
1993	*Gulford, Eric	29	212	7.3	50	0	21/10
1994	*Palmer, David	30	193	6.4	20	0	24/11
1995	Palmer, David	26	342	13.2	74t	1	1/1
1996	Palmer, David	22	216	9.8	69t	1	12/6
1997	Palmer, David	34	444	13.1	57	0	3/1
1998	Palmer, David	28	289	10.3	53	0	3/1
1999	Moss, Randy	17	162	9.5	64t	1	DNQ
2000	*Walters, Troy	15	217	14.5	63	0	DNQ
2001	Jaquet, Nate	29	219	7.6	23	0	22/12
2002	*Davis, Nick	24	190	7.9	57	0	17/12
2003	*Howry, Keenan	35	247	7.1	52	0	25/11
2004	Burleson, Nate	25	214	8.6	91	1	16/7
2005	Moore, Mewelde	21	245	11.7	71t	1	3/2
2006	Moore, Mewelde	36	365	10.1	71t	1	11/4
2007	Moore, Mewelde	13	130	10.0	42	0	DNQ
2008	Berrian, Bernard	7	114	16.3	82t	1	DNQ
2009	Reynaud, Darius	30	308	10.3	36	0	97/4
2010	Camarillo, Greg	39	359	9.2	52	0	16/9
2011	Sherels, Marcus	33	277	8.4	53	0	23/10
2012	Sherels, Marcus	32	287	9.0	77t	1	17/7

INTERCEPTIONS

Year	Player	No.	Yds.	Avg.	Long	TD	#NFL/NFC
1961	*Hawkins, Rip	5	70	14.0	34	0	16T
1962	Sharockman, Ed	6	92	15.3	32	0	9T
1963	Sharockman, Ed	5	93	18.6	47	1	14T
1964	*Rose, George	6	48	8.0	32	1	5T
1965	Sharockman, Ed	6	118	19.7	40	1	3T
1966	Hackbart, Dale	5	73	14.6	41t	1	9T
1967	Mackbee, Earsell	5	98	19.6	40	1	13T
1968	Krause, Paul	7	82	11.7	29	0	7T
1969	Bryant, Bobby	8	97	12.1	56	0	2T
1970	Sharockman, Ed	7	132	18.8	43	1	5T/2T
1971	West, Charlie	7	236	33.7	89	0	6T/3
1972	Krause, Paul	6	109	18.1	35	2	7T/3T
1973	Bryant, Bobby	7	105	15.0	46	1	3/1
1974	Wright, Nate	6	91	15.2	44	0	9T/4T
1975	Krause, Paul	10	201	20.1	81	0	2/1
1976	Wright, Nate	7	47	6.6	21	0	6T/4T
1977	Bryant, Bobby	4	44	11.0	41	0	29T/15T
1978	Bryant, Bobby	7	69	9.9	23	0	6T/4T
1979	Hannon, Tommy	4	85	21.3	52	0	32T/13T
	Wright, Nate	4	44	11.0	32	0	30T/13T
1980	Turner, John	6	22	3.7	13	0	13T/4T
1981	Hannon, Tommy	4	28	7.0	28	0	32T/20T
	Teal, Willie	4	23	5.8	15	0	32T/20T
1982	Teal, Willie	4	15	3.8	13	0	9T/4T
1983	Turner, John	6	37	6.7	22	0	15T/8T
	Swain, John	6	12	2.0	11	0	15T/8T
1984	Bess, Rufus	3	7	2.4	7	0	53T/24T
1985	Turner, John	5	62	12.4	25	0	21T/10T
1986	Holt, Issiac	8	54	6.8	27	0	5T/4T
1987	Browner, Joey	6	67	11.2	23	0	2T/2T
1988	Lee, Carl	8	118	14.8	58t	2	2T/2T
1989	Browner, Joey	5	70	14.0	34	0	16T/9T
1990	Browner, Joey	7	103	14.7	31	1	3T/2T
1991	Browner, Joey	5	97	19.4	45	0	8T/5T
1992	McMillian, Audrey	8	157	19.6	61t	2	1T/1
1993	Glenn, Vencie	5	49	9.8	23	0	14T/6T
1994	Parker, Anthony	4	99	24.8	44t	2	21T/12T
	Glenn, Vencie	4	55	13.8	32	0	21T/12T
1995	*Thomas, Orlando	9	108	12.0	45t	1	1/1
1996	Thomas, Orlando	5	57	11.4	34	0	11T/6T
1997	Washington, D.	4	71	17.8	27	0	23T/16T
1998	Hitchcock, Jimmy	7	242	34.6	79t	3	5T/2T
1999	Griffith, Robert	3	0	0.0	0	0	43/21
2000	Wong, Kailee	2	28	14.0	14	0	65T/34T
	Tate, Robert	2	12	6.0	12	0	65T/34T
2001	Griffith, Robert	2	25	12.5	14	0	72T/37T
	*Kelly, Eric	2	-7	-3.5	2	0	72T/37T
2002	Biekert, Greg	4	26	6.5	20	0	22T/11T
2003	Russell, Brian	9	185	20.6	50	0	1T/1T
2004	Winfield, Antoine	3	89	29.7	56	0	48T/23T
2005	Sharper, Darren	9	276	30.7	92t	2	3/1
2006	Smith, Dwight	4	81	20.3	47	0	18T/7T
	Winfield, Antoine	4	33	8.3	26	1	18T/7T
	Sharper, Darren	4	10	2.5	10	0	18T/7T
2007	Smith, Dwight	4	112	28.0	93t	1	23T/11T
	Sharper, Darren	4	61	15.3	41	1	23T/11T
2008	Leber, Ben	2	29	14.5	28	0	31T/15T
	Sapp, Benny	2	13	6.5	14	0	31T/15T
	Winfield, Antoine	2	5	2.5	4	0	31T/15T
	Williams, Madieu	2	-1	-0.5	0	0	31T/15T
2009	Griffin, Cedric	4	-2	-0.5	0	0	23T/14T
2010	Henderson, E.J.	3	10	3.3	10	0	31T/21T
	Abdullah, Husain	3	5	1.7	5	0	31T/21T
2011	Sanford, Jamarca	2	69	34.5	52	0	62T/41T
2012	*Smith, Harrison	3	87	29.0	56t	2	29T/17T
	Winfield, Antoine	3	37	12.3	31	0	29T/17T

SACKS

Year	Player	Sacks	Year	Player	Sacks
1961	Marshall, Jim	6.0	1976	Page, Alan	18.0
1962	Marshall, Jim	9.0	1977	Eller, Carl	15.0
1963	Hultz, Don	10.5	1978	Mullaney, Mark	9.0
	Marshall, Jim	10.5	1979	Mullaney, Mark	8.0
1964	Marshall, Jim	11.5	1980	*Martin, Doug	5.0
1965	Marshall, Jim	7.5		Mullaney, Mark	5.0
1966	Marshall, Jim	7.0		Sutherland, Doug	5.0
1967	*Page, Alan	8.5	1981	Blair, Matt	6.0
1968	Page, Alan	11.0		Holloway, Randy	6.0
1969	Eller, Carl	15.0		Martin, Doug	6.0
1970	Eller, Carl	13.0	1982	Martin, Doug	10.5
1971	Page, Alan	9.0	1983	Martin, Doug	12.0
1972	Eller, Carl	7.0	1984	Holloway, Randy	5.0
1973	Eller, Carl	11.0		Johnson, Charlie	5.0
1974	Page, Alan	11.0	1985	*Millard, Keith	11.0
1975	Page, Alan	13.0	1986	Millard, Keith	10.5

TACKLES (DEFENSIVE ONLY)

Year	Player	Solo	Assists	Total
1961	*Hawkins, Rip	100	26	126
1962	Hawkins, Rip	74	16	90
1963	Hawkins, Rip	94	20	114
1964	Hawkins, Rip	61	38	99
1965	Vargo, Larry	78	10	88
1966	Warwick, Lonnie	66	26	92
1967	Warwick, Lonnie	90	23	113
1968	Page, Alan	66	30	96
1969	Warwick, Lonnie	70	6	76
1970	Warwick, Lonnie	60	11	71
1971	Hilgenberg, Wally	87	23	110
1972	Page, Alan	99	33	132
1973	Siemon, Jeff	112	43	155
1974	Siemon, Jeff	105	46	151
1975	Page, Alan	82	40	122
1976	Siemon, Jeff	120	41	161
1977	McNeill, Fred	92	44	136
1978	Siemon, Jeff	170	59	229
1979	Blair, Matt	132	37	169
1980	Studwell, Scott	151	54	205
1981	Studwell, Scott	156	74	230
1982	Studwell, Scott	85	37	122
1983	Studwell, Scott	132	83	215
1984	Studwell, Scott	142	71	213
1985	Studwell, Scott	107	97	204
1986	Browner, Joey	98	41	139
1987	Solomon, Jesse	92	29	121
	Browner, Joey	87	34	121
1988	Studwell, Scott	81	45	126
1989	Studwell, Scott	101	71	172
1990	Merriwether, Mike	99	54	153
1991	Merriwether, Mike	101	88	189
1992	Del Rio, Jack	110	39	149
1993	Del Rio, Jack	108	61	169
1994	Del Rio, Jack	118	67	185
1995	McDaniel, Ed	96	40	136
1996	Brady, Jeff	89	57	146
1997	McDaniel, Ed	77	58	135
1998	McDaniel, Ed	100	55	155
1999	McDaniel, Ed	110	56	166
2000	Wong, Kailee	94	40	134
2001	Wong, Kailee	90	26	116
2002	Biekert, Greg	72	75	147
2003	Chavous, Corey	86	22	108
2004	Henderson, E.J.	92	43	125
2005	Cowart, Sam	70	34	104
2006	Henderson, E.J.	95	47	142
2007	Henderson, E.J.	117	38	155
2008	Greenway, Chad	103	47	150
2009	Greenway, Chad	88	39	127
2010	Greenway, Chad	106	43	149
2011	Greenway, Chad	104	70	174
2012	Greenway, Chad	121	70	191

*rookie
#interception ranks

Year	Player	Sacks	Year	Player	Sacks
1987	Doleman, Chris	11.0	2001	Hovan, Chris	6.0
1988	Millard, Keith	8.0	2002	Johnstone, Lance	7.0
	Doleman, Chris	8.0	2003	*Williams, Kevin	10.5
1989	Doleman, Chris	21.0	2004	Williams, Kevin	11.5
1990	Doleman, Chris	11.0	2005	Johnstone, Lance	7.5
1991	Randle, John	9.5	2006	Scott, Darrion	5.5
1992	Doleman, Chris	14.5	2007	Edwards, Ray	5.0
1993	Doleman, Chris	12.5		Leber, Ben	5.0
	Randle, John	12.5		Udeze, Kenechi	5.0
1994	Randle, John	13.5	2008	Allen, Jared	14.5
1995	Randle, John	10.5	2009	Allen, Jared	14.5
1996	Randle, John	11.5	2010	Allen, Jared	11.0
1997	Randle, John	15.5	2011	Allen, Jared	22.0
1998	Randle, John	10.5	2012	Allen, Jared	12.0
1999	Randle, John	10.0			
2000	Randle, John	8.0			

VIKINGS INDIVIDUAL RECORDS

1961-77 - 14 games; 1978-2012 - 16 games

Note: The 1982 regular season was reduced to nine games and the 1987 season to 15 games due to players' strike

COACHES

Games

- 259 Bud Grant, 1967-83, 85
- 159 Dennis Green, 1992-01
- 95 Jerry Burns, 1986-91

Wins

- 158 Bud Grant, 1967-83, 85
- 97 Dennis Green, 1992-01
- 52 Jerry Burns, 1986-91

Consecutive Wins

- 13 Bud Grant, 1974-75
- 12 Bud Grant, 1969
- 10 Dennis Green, 1999-00
- 9 Bud Grant, 1973
- 9 Dennis Green, 1998-99
- 9 Mike Tice, 2002-03

Losses

- 96 Bud Grant, 1967-83, 85
- 62 Dennis Green, 1992-01
- 51 Norm Van Brocklin, 1961-66

Consecutive Losses

- 7 Norm Van Brocklin, 1961
- 7 Norm Van Brocklin, 1961-62
- 6 Les Steckel, 1984
- 6 Leslie Frazier, 2011

Winning Percentage

- 62.0 Bud Grant, 1967-83, 85 (158-96-5)
- 61.0 Dennis Green, 1992-01 (97-62)
- 54.7 Jerry Burns, 1986-91 (52-43)
- 52.7 Brad Childress, 2006-10 (39-35)

Seasons

- 18 Bud Grant, 1967-83, 85
- 10 Dennis Green, 1992-01
- 6 Norm Van Brocklin, 1961-66
- 6 Jerry Burns, 1986-91

Consecutive Winning Seasons

- 6 Bud Grant, 1973-78
- 5 Dennis Green, 1996-00
- 4 Bud Grant, 1968-71
- 4 Jerry Burns, 1986-89

Division Titles

- 11 Bud Grant, 1968-71, 73-78, 80
- 4 Dennis Green, 1992, 94, 98, 2000
- 2 Brad Childress, 2008-09
- 1 Jerry Burns, 1989

Consecutive Division Titles

- 6 Bud Grant, 1973-78
- 4 Bud Grant, 1968-71
- 2 Brad Childress, 2008-09

SERVICE

Most Seasons

- 19 Jim Marshall, 1961-79
- 17 Mick Tingelhoff, 1962-78
- 15 Carl Eller, 1964-78
- 15 Ron Yary, 1968-82
- 15 Roy Winston, 1962-76
- 15 Fred Cox, 1963-77

Most Games Played

- 270 Jim Marshall, 1961-79
- 240 Mick Tingelhoff, 1962-78
- 210 Fred Cox, 1963-77
- 209 Carl Eller, 1964-78
- 202 Scott Studwell, 1977-90

Most Consecutive Games Played

- 270 Jim Marshall, 1961-79
- 240 Mick Tingelhoff, 1962-78
- 210 Fred Cox, 1963-77

Most Games Started

- 270 Jim Marshall, 1961-79
- 240 Mick Tingelhoff, 1962-78
- 201 Carl Eller, 1964-78

Most Consecutive Games Started

- 270 Jim Marshall, 1961-79
- 240 Mick Tingelhoff, 1962-78
- 181 Tim Irwin, 1982-93

SCORING

Most Seasons Leading Team

- 12 Fred Cox, 1963-73, 1976
- 6 Ryan Longwell, 2006-11
- 5 Rick Danneimer, 1978-82
- 5 Fuad Revez, 1991-95
- 5 Gary Anderson, 1998-02

Most Consecutive Seasons Leading Team

- 11 Fred Cox, 1963-73
- 6 Ryan Longwell, 2006-11
- 5 Rick Danneimer, 1978-82

- 5 Fuad Revez, 1991-95
- 5 Gary Anderson, 1998-02

POINTS

Career

- 1,365 Fred Cox, 1963-77 (519-pat, 282-fg)
- 670 Cris Carter 1990-01 (110-td, 5-2 pt)
- 633 Ryan Longwell 2006-11 (228-pat, 135-fg)
- 598 Fuad Revez 1991-95 (199-pat, 133-fg)
- 564 Randy Moss 1998-04, '10 (93-td, 3-2 pt)

Season

- 164 Gary Anderson, 1998 (59-pat, 35-fg)
- 141 Blair Walsh, 2012 (36-pat, 35-fg)
- 132 Ryan Longwell, 2009 (54-pat, 26-fg)
- 132 Fuad Revez, 1994 (30-pat, 34-fg)
- 132 Chuck Foreman, 1975 (22-td)

Most Seasons, 100 or More Points

- 4 Fred Cox, 1964-65, 1969-70
- 4 Fuad Revez, 1992-95
- 3 Gary Anderson, 1998-2000
- 3 Ryan Longwell, 2008-09, 2011

Season, Rookie

- 141 Blair Walsh, 2012 (36-pat, 35-fg)
- 106 Randy Moss, 1998 (17-td, 2-2 pt)
- 78 Adrian Peterson, 2007 (13-td)

Game

- 24 Chuck Foreman, @ Buff., 12/20/75 (4-td)
- 24 Ahmad Rashad, vs. SF, 9/2/79 (4-td)
- 21 Rich Karlis, vs. LA Rams, 11/5/89 (7-fg)

Game, Opponent

- 30 Shaun Alexander, @ Sea., 9/29/02 (5-td)
- 28 Paul Hornung, @ G.B., 9/16/62 (3-td, 4-pat, 2-fg)

Most Consecutive Games Scoring

- 151 Fred Cox, 1963-73

TOUCHDOWNS

Most Seasons Leading Team

- 6 Adrian Peterson, 2007-12
- 5 Bill Brown, 1964, 1966-68, 1972
- 5 Ted Brown, 1980-81, 1983-85
- 5 Cris Carter, 1993, 1995-97, 1999
- 5 Randy Moss, 1998, 2000-01, 2003-04

Most Consecutive Seasons Leading Team

- 6 Adrian Peterson, 2007-12
- 4 Chuck Foreman, 1974-77

Career

- 110 Cris Carter, 1990-01 (110-p)
- 93 Randy Moss, 1998-04, 10 (92-p, 1-rt)
- 80 Adrian Peterson, 2007-12 (76-r, 4-p)
- 76 Bill Brown, 1962-74 (52-r, 23-p, 1-rt)
- 75 Chuck Foreman, 1973-79 (52-r, 23-p)

Season

- 22 Chuck Foreman, 1975 (13-r, 9-p)
- 18 Adrian Peterson, 2009 (18-r)
- 17 Cris Carter, 1995 (17-p)
- 17 Randy Moss, 1998 (17-p)
- 17 Randy Moss, 2003 (17-p)
- 16 Bill Brown, 1964 (7-r, 9-p)

Season, Rookie

- 17 Randy Moss, 1998 (17-p)
- 13 Adrian Peterson, 2007 (12-r, 1-p)

Game

- 4 Chuck Foreman, @ Buff., 12/20/75 (2-r, 2-p)
- 4 Ahmad Rashad, vs. S.F., 9/2/79 (4-p)

Game, Opponent

- 5 Shaun Alexander, @ Sea., 9/29/02
- 10 Randy Moss, 2003-04

Most Consecutive Games Scoring TD

- 7 Moe Williams, 2002
- 7 Cris Carter, 1999
- 7 Randy Moss, 1998
- 7 Chuck Foreman, 1974
- 6 Tommy Mason, 1965
- 6 Bill Brown, 1968
- 6 Ted Brown, 1980
- 6 Cris Carter, 1996-1997
- 6 Cris Carter, 1998-99
- 6 Adrian Peterson, 2011

POINTS AFTER TOUCHDOWN

Most Attempted, Career

- 538 Fred Cox, 1963-77
- 233 Ryan Longwell, 2006-11
- 217 Gary Anderson, 1998-02

Most Attempted, Season

- 59 Gary Anderson, 1998
- 59 Ryan Longwell, 2009
- 49 Chuck Nelson, 1988
- 48 Fred Cox, 1975
- 48 Aaron Elling, 2003

Most Attempted, Game

- 7 Fred Cox, vs. Balt., 9/28/69
- 7 Fred Cox, vs. Pitt., 11/23/69
- 7 Fred Cox, vs. Hou., 10/13/74
- 7 Chuck Nelson, @ T.B., 10/23/88

Most Made, Career

- 519 Fred Cox, 1963-77
- 228 Ryan Longwell, 2006-11
- 215 Gary Anderson, 1998-02

Most Made, Season

- 59 Gary Anderson, 1998
- 54 Ryan Longwell, 2009
- 48 Chuck Nelson, 1988
- 48 Aaron Elling, 2003

Most Made, Game

- 7 Fred Cox, vs. Balt., 9/28/69
- 7 Fred Cox, vs. Pitt., 11/23/69
- 7 Chuck Nelson, @ T.B., 10/23/88

Most Made, Game, Opponent

- 8 Jim Bakken, @ St. L., 10/6/63
- 7 Roger LeClerc, @ Chi., 12/17/61

Most Consecutive Made

- 199 Fred Cox, 1968-74
- 151 Gary Anderson, 1998-01
- 133 Fred Cox, 1964-68

Highest Percentage, Career (minimum 200 made)

- 99.1 Gary Anderson, 1998-02 (215-217)

Most Made, No Misses, Season

- 59 Gary Anderson, 1998
- 48 Aaron Elling, 2003
- 46 Gary Anderson, 1999

FIELD GOALS

Most Attempted, Career

- 455 Fred Cox, 1963-77
- 171 Fuad Revez, 1990-95
- 157 Ryan Longwell, 2006-11

Most Attempted, Season

- 46 Fred Cox, 1970
- 39 Rich Karlis, 1989
- 39 Fuad Revez, 1994

Most Attempted, Game

- 7 Rich Karlis, vs. LA Rams, 11/5/89
- 6 Fred Cox, vs. N.O., 9/27/70
- 6 Fred Cox, @ Chi., 9/23/73
- 6 Fred Cox, vs. Cleve., 11/4/73
- 6 Rich Karlis, vs. Cin., 12/25/89
- 6 Fuad Revez, vs. G.B., 9/26/93
- 6 Gary Anderson, @ Balt., 12/13/98
- 6 Ryan Longwell, vs. Ind., 9/14/08

Most Attempted, Game, Opponent

- 8 Garo Yepremian, vs. Det., 11/13/66
- 7 Jason Hanson, @ Det., 10/17/99
- 6 Raul Allegre, vs. NYG, 11/16/86

Most Made, Career

- 282 Fred Cox, 1963-77
- 135 Ryan Longwell, 2006-11
- 133 Fuad Revez, 1990-95

Most Made, Season

- 35 Gary Anderson, 1998
- 35 Blair Walsh, 2012
- 34 Fuad Revez, 1994

Most Made, Season, Rookie

- 35 Blair Walsh, 2012
- 9 Mike Mercer, 1961

Most Made, Game

- 7 Rich Karlis, vs. LA Rams, 11/5/89

Most Made, Game, Opponent

- 6 Garo Yepremian, vs. Det., 11/13/66
- 6 Jason Hanson, @ Det., 10/17/99

Most Made, No Misses, Game

- 7 Rich Karlis, vs. LA Rams, 11/5/89

Most Made, One Quarter

- 3 Many times, last Blair Walsh, @ St. L., 12/16/12 (2nd)

Most Consecutive Field Goals Made

- 35 Gary Anderson, 1998
- 31 Fuad Revez, 1994-95

Most Consecutive Games Made FG

- 31 Fred Cox, 1968-70

Longest Field Goal

- 56 Paul Edinger, vs. G.B., 10/23/05
- 56 Blair Walsh @ Hou., 12/23/12
- 55 Ryan Longwell, @ Chi., 10/14/07
- 55 Blair Walsh, vs. Jax., 9/9/12
- 55 Blair Walsh, @ Sea., 11/4/12
- 54 Jan Stenerud, vs. Atl., 9/16/84

- 54 Paul Edinger, vs. Chi., 1/1/06
 - 54 Ryan Longwell, vs. G.B., 11/9/08
 - 54 Ryan Longwell, @ Jax., 11/23/08
 - 54 Blair Walsh, vs. G.B., 12/20/12
- Longest Field Goal, Opponent**
- 58 Mason Crosby vs. G.B., 10/23/11
 - 55 Donald Igwebuike, vs. T.B., 11/30/86
 - 55 Kevin Butler, @ Chi., 10/25/93
 - 55 Dave Raynar, @ Det., 1/2/11

- Most Made, 50 or More Yards, Career**
- 11 Ryan Longwell, 2006-11
 - 10 Blair Walsh, 2012
 - 8 Fuad Revez, 1990-95

- Most Made, 50 or More Yards, Season**
- 10 Blair Walsh, 2012
 - 6 Ryan Longwell, 2008
 - 3 Jan Stenerud, 1984
 - 3 Fuad Revez, 1992
 - 3 Paul Edinger, 2005

- Most Made, 50 or More Yards, Game**
- 3 Blair Walsh, @ StL, 12/16/12

- Highest Field Goal Percentage, Career (100 made)**
- 86.0 Ryan Longwell, 2006-11 (135-157)
 - 84.5 Gary Anderson, 1998-02 (109-129)
 - 77.8 Fuad Revez, 1990-95 (133-171)
 - 62.0 Fred Cox, 1963-77 (282-455)

- Highest Field Goal Percentage, Season (Qualifiers)**
- 100.0 Gary Anderson, 1998 (35-35)
 - 95.7 Gary Anderson, 2000 (22-23)
 - 94.4 Ryan Longwell, 2010 (17-18)
 - 92.9 Ryan Longwell, 2009 (26-28)
 - 92.1 Blair Walsh, 2012 (35-38)

- Highest Field Goal Percentage, Season, Rookie (Qualifiers)**
- 92.1 Blair Walsh, 2012 (35-38)
 - 42.9 Mike Mercer, 1961 (9-21)

SAFETIES

Career

- 4.0 Jared Allen, 2008-12
 - 2.5 Chris Doleman, 1985-93
 - 2.0 Carl Eller, 1964-78
 - 2.0 Alan Page, 1967-78
- Season**
- 2 Alan Page, 1971
 - 2 Jared Allen, 2008

Game

- 1 Many Times, last vs. Den., 12/4/11, Willis McGahee tackled by Jared Allen in EZ

RUSHING

Most Seasons Leading Team

- 6 Chuck Foreman, 1973-78
- 6 Robert Smith, 1995-00
- 6 Adrian Peterson, 2007-12
- 5 Darrin Nelson, 1983, 1985-88

Most Consecutive Seasons Leading Team

- 6 Chuck Foreman, 1973-78
- 6 Robert Smith, 1995-00
- 6 Adrian Peterson, 2007-12
- 4 Darrin Nelson, 1985-88

ATTEMPTS

Career

- 1,754 Adrian Peterson, 2007-12
- 1,627 Bill Brown, 1962-74
- 1,529 Chuck Foreman, 1973-79
- 1,411 Robert Smith, 1993-00

Season

- 363 Adrian Peterson, 2008
- 348 Adrian Peterson, 2012
- 314 Adrian Peterson, 2009
- 303 Chester Taylor, 2006

Season, Rookie

- 238 Adrian Peterson, 2007
- 201 Alfred Anderson, 1984
- 182 Chuck Foreman, 1973

Game

- 34 Adrian Peterson, vs. G.B., 12/30/12
- 33 Chuck Foreman, vs. S.D., 11/23/75
- 33 Chuck Foreman, @ Det., 12/17/77
- 33 Terry Allen, @ Pitt., 12/20/92
- 33 Scottie Graham, vs. K.C., 12/26/93

Game, Opponent

- 40 Walter Payton, @ Chi., 11/20/77
- 36 James Jones, vs. Det., 9/7/86
- 35 Earl Campbell, vs. N.O., 11/24/85

Consecutive Attempts Without Fumble

- 478 Robert Smith, 1996-98
- 349 Scottie Graham, 1993-96

YARDS

Career

- 8,849 Adrian Peterson, 2007-12
- 6,818 Robert Smith, 1993-00
- 5,887 Chuck Foreman, 1973-79
- 5,757 Bill Brown, 1962-74

Season

- 2,097 Adrian Peterson, 2012
- 1,760 Adrian Peterson, 2008
- 1,521 Robert Smith, 2000
- 1,383 Adrian Peterson, 2009
- 1,341 Adrian Peterson, 2007
- 1,296 Michael Bennett, 2002
- 1,266 Robert Smith, 1997
- 1,216 Chester Taylor, 2006
- 1,201 Terry Allen, 1992
- 1,187 Robert Smith, 1998

Season, Rookie

- 1,341 Adrian Peterson, 2007
- 801 Chuck Foreman, 1973
- 773 Alfred Anderson, 1984

Game

- 296 Adrian Peterson, vs. S.D., 11/4/07
- 224 Adrian Peterson, @ Chi., 10/14/07
- 212 Adrian Peterson, @ StL, 12/16/12
- 210 Adrian Peterson, @ G.B., 12/2/12
- 200 Chuck Foreman, @ Phil., 10/24/76
- 199 Adrian Peterson, vs. G.B., 12/30/12
- 192 Adrian Peterson, vs. G.B., 11/9/08
- 182 Adrian Peterson, @ Sea., 11/4/12
- 180 Adrian Peterson, @ Cle., 9/13/09
- 179 Robert Smith, @ St.L., 9/13/98
- 179 Ted Brown, @ G.B., 10/23/83

Game, Rookie

- 296 Adrian Peterson, vs. S.D., 11/4/07
- 224 Adrian Peterson, @ Chi., 10/14/07
- 148 Antonio Smith, @ Chi., 12/14/03

Game, Opponent

- 275 Walter Payton, @ Chi., 11/20/77
- 220 Barry Sanders, vs. Det., 11/24/91
- 219 James Wilder, vs. T.B., 11/6/83
- 203 Earl Campbell, @ Hou., 12/21/80

Longest Run

- 95 Chester Taylor, @ Sea., 10/22/06 (td)
- 85 Michael Bennett, @ T.B., 11/3/02 (td)
- 84 Chester Taylor, @ S.F., 12/9/07 (td)
- 82 Adrian Peterson, @ G.B., 12/2/12 (td)
- 82 Adrian Peterson, @ St.L., 12/16/12 (td)
- 80 Clinton Jones, vs. Chi., 11/2/69 (td)
- 80 Adrian Peterson, vs. Det., 9/26/10 (td)
- 78 Robert Smith, @ Buf., 8/31/97 (td)
- 78 Michael Bennett, vs. NVG, 11/10/02 (td)
- 76 Robert Smith, vs. Ind., 12/21/97
- 74 Robert Smith, @ St.L., 9/13/98 (td)
- 74 Adrian Peterson, @ Sea., 11/4/12

Longest Run, Opponent (All TDs)

- 99 Tony Dorsett, vs. Dal., 1/3/83
- 76 Robert Griffin, @ Wash., 10/14/12
- 75 James Wilder, vs. T.B., 11/6/83
- 73 Dick Bass, vs. LA Rams, 12/3/61
- 73 LaDainian Tomlinson, vs. S.D., 11/9/03
- 73 Brandon Jacobs, vs. NVG., 12/13/10

Most Seasons, 1,000+ Yards

- 5 Adrian Peterson, 2007-10, 12
- 4 Robert Smith, 1997-00
- 3 Chuck Foreman, 1975-77
- 2 Terry Allen, 1992, 1994

Most Consecutive Seasons, 1,000+ Yards

- 4 Robert Smith, 1997-00
- 4 Adrian Peterson, 2007-10
- 3 Chuck Foreman, 1975-77

Most Games, 100+ Yards, Career

- 37 Adrian Peterson, 2007-12
- 29 Robert Smith, 1993-00
- 17 Chuck Foreman, 1973-79
- 9 Michael Bennett, 2001-05
- 8 Bill Brown, 1962-74

Most Games, 100+ Yards, Season

- 10 Adrian Peterson, 2008
- 10 Adrian Peterson, 2012
- 8 Robert Smith, 2000
- 6 Robert Smith, 1997
- 6 Adrian Peterson, 2007
- 5 Chuck Foreman, 1975
- 5 Robert Smith, 1998
- 5 Michael Bennett, 2002
- 5 Adrian Peterson, 2010

Most Consecutive Games, 100+ Yards

- 8 Adrian Peterson, 10/21/12-12/16/12
- 5 Robert Smith, 11/6/00-11/30/00
- 4 Michael Bennett, 10/27/02-11/17/02

- 4 Adrian Peterson, 10/12/08-11/9/08
- 3 Chuck Foreman, 11/9/75-11/23/75
- 3 Adrian Peterson, 9/23/07-10/14/07
- 3 Adrian Peterson, 11/30/08-12/14/08

AVERAGE GAIN

Career (700 att.)

- 5.05 Adrian Peterson, 2007-12 (1,754-8,849)
- 4.75 Robert Smith, 1993-99 (1,116-5,297)
- 4.45 Michael Bennett, 2001-05 (723-3,174)

Season (Qualifiers)

- 6.0 Adrian Peterson, 2012 (348-2,097)
- 5.6 Adrian Peterson, 2007 (238-1,341)
- 5.5 Robert Smith, 1997 (232-1,266)

Game (10 att.)

- 12.2 Tommy Mason, vs. Balt., 11/17/63
- 11.7 Terry Allen, @ G.B., 9/6/62
- 11.4 Michael Bennett, @ T.B., 11/3/02
- 11.2 Adrian Peterson, @ Chi., 10/14/07

TOUCHDOWNS

Most Seasons Leading Team

- 6 Chuck Foreman, 1973-78
- 6 Ted Brown, 1980-81, 1983-86
- 6 Adrian Peterson, 2007-12

Most Consecutive Seasons

Leading Team

- 6 Chuck Foreman, 1973-78
- 6 Adrian Peterson, 2007-12
- 4 Ted Brown, 1983-86

Career

- 76 Adrian Peterson, 2007-12
- 52 Chuck Foreman, 1973-79
- 52 Bill Brown, 1962-74
- 40 Ted Brown, 1979-86

Season

- 18 Adrian Peterson, 2009
- 13 Chuck Foreman, 1975
- 13 Chuck Foreman, 1976
- 13 Terry Allen, 1992

Season, Rookie

- 12 Adrian Peterson, 2007
- 5 Fran Tarkenton, 1961
- 5 D.J. Dozier, 1987
- 5 Antonio Smith, 2003

Game

- 3 Tommy Mason, @ S.F., 10/24/65
- 3 Clinton Jones, vs. Det., 11/15/70
- 3 Chuck Foreman, @ G.B., 9/15/74
- 3 Chuck Foreman, vs. S.D., 11/23/75
- 3 D.J. Dozier, vs. Den., 10/26/87
- 3 Herschel Walker, @ Phoe., 10/27/91
- 3 Daunte Culpepper, vs. Chi., 9/3/00
- 3 Antonio Smith, vs. K.C., 12/20/03
- 3 Artose Pinner, @ Det., 12/10/06
- 3 Adrian Peterson, @ Chi., 10/14/07
- 3 Adrian Peterson, vs. S.D., 11/4/07
- 3 Chester Taylor, vs. Oak., 11/18/07
- 3 Adrian Peterson, @ Cleav., 9/13/09
- 3 Adrian Peterson, vs. Buf., 12/15/10
- 3 Adrian Peterson, vs. Ari., 10/9/11

Game, Opponent

- 4 Lenny Moore, @ Balt., 10/1/61
- 4 Billy Kilmer, vs. S.F., 10/15/61
- 4 Barry Sanders, vs. Det., 11/24/91
- 4 Marshall Faulk, @ St.L., 12/10/00
- 4 Shaun Alexander, @ Sea., 9/29/02

Most Consecutive Games w/Rushing TD

- 7 Moe Williams, 2002
- 6 Bill Brown, 1968
- 6 Adrian Peterson, 2011
- 5 Tommy Mason, 1965

PASSING

Most Seasons Leading Team

- 13 Fran Tarkenton, 1961-66, 1972-78
- 7 Tommy Kramer, 1979-82, 1984-86

Most Consecutive Seasons

Leading Team

- 7 Fran Tarkenton, 1972-78
- 6 Fran Tarkenton, 1961-66
- 5 Daunte Culpepper, 2000-04
- 4 Tommy Kramer, 1979-82

RATING

Highest, Career (1,500 att.)

- 91.5 Daunte Culpepper, 1999-05
- 82.5 Brad Johnson, 1992-98, 2005-06
- 80.2 Fran Tarkenton, 1961-66, 1972-78

Highest, Season (qualifiers)

- 110.9 Daunte Culpepper, 2004
- 107.2 Brett Favre, 2009
- 106.0 Randall Cunningham, 1998
- 98.0 Daunte Culpepper, 2000

- 96.4 Daunte Culpepper, 2003
- Highest, Rookie, Season (qualifiers)**
- 74.5 Fran Tarkenton, 1961
- 70.1 Christian Ponder, 2011
- Game (20 att.)**
- 157.2 Gus Frette, vs. S.F., 9/28/03
- 152.9 Warren Moon, vs. N.O., 11/19/95
- 152.4 Brad Johnson vs. Ari., 12/1/96
- 151.8 Fran Tarkenton, vs. Hou., 10/13/74
- 151.3 Daunte Culpepper, vs. G.B., 12/24/04

- ATTEMPTS**
- Career**
- 4,569 Fran Tarkenton, 1961-66, 1972-78
- 3,648 Tommy Kramer, 1977-89
- 2,607 Daunte Culpepper, 1999-05

- Season**
- 606 Warren Moon, 1995
- 601 Warren Moon, 1994
- 593 Tommy Kramer, 1981

- Season, Rookie**
- 291 Christian Ponder, 2011
- 280 Fran Tarkenton, 1961
- 214 Joe Kapp, 1967

- Game**
- 63 Rich Gannon, @ N.E., 10/20/91
- 62 Steve Dils, @ T.B., 9/5/81
- 61 Tommy Kramer, @ N.E., 12/16/79

- Game, Opponent**
- 70 Drew Bledsoe, @ N.E., 11/13/94
- 57 Troy Aikman, @ Dal., 11/26/98
- 55 Doug Williams, vs. T.B., 11/16/80
- 55 Sam Bradford, @ St.L., 12/16/12

- COMPLETIONS**
- Career**
- 2,635 Fran Tarkenton, 1961-66, 1972-78
- 2,011 Tommy Kramer, 1977-89
- 1,678 Daunte Culpepper, 1999-05

- Season**
- 379 Daunte Culpepper, 2004
- 377 Warren Moon, 1995
- 371 Warren Moon, 1994
- 363 Brett Favre, 2009

- Season, Rookie**
- 158 Christian Ponder, 2011
- 157 Fran Tarkenton, 1961

- Game**
- 38 Tommy Kramer, vs. Cleve., 12/14/80
- 38 Tommy Kramer, vs. G.B., 11/29/81
- 37 Steve Dils, @ T.B., 9/5/81
- 37 Daunte Culpepper, @ Phi., 9/20/04

- Game, Opponent**
- 45 Drew Bledsoe, @ N.E., 11/13/94
- 35 Drew Bledsoe, vs. Buf., 9/15/02
- 35 Sam Bradford, St.L., 12/16/12

- Consecutive Passes Completed**
- 16 Tommy Kramer, @ G.B., 11/11/79
- 14 Wade Wilson, vs. Det., 11/6/88

- COMPLETION PERCENTAGE**
- Career (1,500 att.)**
- 64.4 Daunte Culpepper, 1999-05 (1,678-2,607)
- 62.0 Brad Johnson, 1992-98, 2005-06 (1,036-1,670)
- 57.6 Fran Tarkenton, 1961-66, 1972-78 (2,635-4,569)

- Season (qualifiers)**
- 69.2 Daunte Culpepper, 2004 (379-548)
- 68.4 Brett Favre, 2009 (363-531)
- 65.0 Daunte Culpepper, 2003 (235-454)
- 64.2 Fran Tarkenton, 1975 (273-425)
- 64.2 Daunte Culpepper, 2001 (235-366)
- 62.7 Brad Johnson, 1996 (195-311)
- 62.7 Daunte Culpepper, 2000 (297-474)

- Season, Rookie (qualifiers)**
- 56.1 Fran Tarkenton, 1961 (157-280)
- 54.3 Christian Ponder, 2011 (158-291)

- Game (20 attempts)**
- 88.0 Brett Favre, vs. Sea., 11/22/09 (22-25)
- 85.2 Brett Favre, @ Det., 9/20/09 (23-27)
- 84.0 Randall Cunningham, @ T.B., 11/1/98 (21-25)
- 83.9 Fran Tarkenton, vs. Sea., 11/14/76 (26-31)
- 80.6 Brett Favre, vs. NYG, 1/3/10 (25-31)

- YARDS GAINED**
- Career**
- 33,098 Fran Tarkenton, 1961-66, 1972-78
- 24,775 Tommy Kramer, 1977-89
- 20,162 Daunte Culpepper, 1999-05

- Season**
- 4,717 Daunte Culpepper, 2004
- 4,264 Warren Moon, 1994
- 4,228 Warren Moon, 1995
- 4,202 Brett Favre, 2009

- Season, Rookie**
- 1,997 Fran Tarkenton, 1961
- 1,853 Christian Ponder, 2011
- 1,386 Joe Kapp, 1967
- 477 Joe Webb, 2010

- Game**
- 490 Tommy Kramer, @ Wash., 11/2/86 (OT)
- 456 Tommy Kramer, vs. Cleve., 12/14/80
- 449 Joe Kapp, vs. Balt., 9/28/69
- 446 Brett Favre, vs. Ari., 11/7/10

- Game, Rookie**
- 381 Christian Ponder, vs. Den., 12/4/11
- 277 Fran Tarkenton, @ S.F., 11/26/61
- 252 Fran Tarkenton, vs. LA Rams, 12/3/61
- 250 Fran Tarkenton, vs. Chi., 9/17/61

- Game, Opponent**
- 486 Doug Williams, T.B., 11/16/80
- 463 Drew Bledsoe, vs. Buf., 9/15/02
- 455 Troy Aikman, vs. Dal., 11/26/98

- Most Seasons, 3,000 or More Passing Yards**
- 5 Tommy Kramer, 1979-81, 1985-86
- 4 Daunte Culpepper, 2000, 2002-04

- Most Games, 300 or More Passing Yards, Career**
- 19 Tommy Kramer, 1977-89
- 19 Daunte Culpepper, 1999-05
- 10 Warren Moon, 1994-95

- Most Games, 300 or More Passing Yards, Season**
- 6 Warren Moon, 1994
- 6 Daunte Culpepper, 2004
- 6 Brett Favre, 2009
- 5 Tommy Kramer, 1981
- 5 Tommy Kramer, 1985
- 5 Daunte Culpepper, 2000

- Most Consecutive Games, 300 or More Passing Yards**
- 4 Daunte Culpepper, 2004
- 3 Randall Cunningham, 1998
- 3 Warren Moon, 1994
- 3 Warren Moon, 1995
- 3 Tommy Kramer, 1985

- Longest Pass Completion (All TDs)**
- 99 Gus Frette (to B. Berrian), vs. Chi., 11/30/08
- 89 Fran Tarkenton (to C. Ferguson), @ Chi., 11/11/62
- 86 Gus Frette (to B. Berrian), vs. Det., 10/12/08
- 85 Joe Kapp (to G. Washington), vs. St.L., 10/8/67
- 85 Warren Moon (to Q. Ismail), vs. Det., 9/10/95
- 83 Joe Kapp (to G. Washington), vs. Balt., 9/28/69
- 82 Brad Johnson (to J. Reed), @ Oak., 11/17/96
- 82 Daunte Culpepper (to R. Moss), @ Det., 12/19/04
- 80 Fran Tarkenton (to J. Gilliam), vs. Hou., 10/13/74
- 80 Jeff George (to M. Hachette), vs. S.F., 10/24/99
- 80 Todd Bouman (to M. Bennett), @ Pitt., 12/2/01
- 80 Brad Johnson (to K. Robinson), @ Det., 12/4/05

- Opponent/Longest Pass Com. (All TDs)**
- 95 Lynn Dickey (to Steve Odum), vs. G.B., 10/2/77
- 94 Ken Anderson (to Billy Brooks), vs. Cin., 11/13/77
- 93 Rodney Peete (to Herman Moore), vs. Det., 10/31/93

- AVERAGE GAIN**
- Career (1,500 att.)**
- 7.73 Daunte Culpepper, 1999-05 (2,607-20,162)
- 7.29 Wade Wilson, 1981-91 (1,665-12,135)
- 7.24 Fran Tarkenton, 1961-66, 1972-78 (4,569-33,098)
- 6.79 Tommy Kramer, 1977-89 (3,648-24,775)

- Season (qualifiers)**
- 8.72 Randall Cunningham, 1998 (425-3,704)
- 8.61 Daunte Culpepper, 2004 (548-4,717)
- 8.56 Jeff George, 1999 (329-2,816)
- 8.31 Daunte Culpepper, 2000 (474-3,937)

- Game (20 att.)**
- 14.0 Tommy Kramer, @ Wash., 11/2/86 (35-490)
- 13.9 Fran Tarkenton, vs. Det., 11/7/76 (25-347)
- 13.8 Randall Cunningham, @ G.B., 10/5/98 (32-442)

- TOUCHDOWNS**
- Career**
- 239 Fran Tarkenton, 1961-66, 1972-78
- 159 Tommy Kramer, 1977-89
- 135 Daunte Culpepper, 1999-05

- Season**
- 39 Daunte Culpepper, 2004
- 34 Randall Cunningham, 1998
- 33 Warren Moon, 1995
- 33 Daunte Culpepper, 2000
- 33 Brett Favre, 2009

- Season, Rookie**
- 18 Fran Tarkenton, 1961
- 13 Christian Ponder, 2011

- Game**
- 7 Joe Kapp, vs. Balt., 9/28/69
- 6 Tommy Kramer, vs. G.B., 9/28/86
- 5 Tommy Kramer, vs. Chi., 11/28/82
- 5 Daunte Culpepper, vs. Dal., 9/12/04
- 5 Daunte Culpepper, @ Hou., 10/10/04
- 5 Daunte Culpepper, @ N.O., 10/17/04

- Game, Rookie**
- 4 Fran Tarkenton, vs. Chi., 9/17/61
- 4 Fran Tarkenton, vs. LA Rams, 12/3/61
- 4 Fran Tarkenton, @ Chi., 12/17/61

- Game, Opponent**
- 5 Gary Cuozzo, vs. Balt., 11/14/65
- 5 John Brodie, vs. S.F., 11/28/65
- 5 Gary Danielson, @ Det., 12/9/78
- 5 John Elway, @ Den., 11/18/84
- 5 Brett Favre, @ G.B., 9/21/97
- 5 Brad Johnson, @ T.B., 11/3/02
- 5 Drew Brees, vs. N.O., 12/18/11

- Most Games, Four or More Touchdown Passes, Career**
- 9 Tommy Kramer, 1977-89
- 7 Fran Tarkenton, 1961-66, 1972-78
- 6 Daunte Culpepper, 1999-05

- Most Games, Four or More Touchdown Passes, Season**
- 4 Randall Cunningham, 1998
- 4 Daunte Culpepper, 2004
- 3 Fran Tarkenton, 1961
- 3 Tommy Kramer, 1981

- Most Consecutive Games, Four or More Touchdown Passes**
- 2 Tommy Kramer, 1981
- 2 Warren Moon, 1995
- 2 Randall Cunningham, 1998
- 2 Randall Cunningham, 1998
- 2 Daunte Culpepper, 2004

- Most Consecutive Games, Touchdown Pass**
- 24 Daunte Culpepper, 2000-01
- 21 Daunte Culpepper, 2003-04
- 15 Brad Johnson, 1996-97
- 13 Fran Tarkenton, 1974-75

- HAD INTERCEPTED**
- Career**
- 194 Fran Tarkenton, 1961-66, 1972-78
- 157 Tommy Kramer, 1977-89
- 86 Daunte Culpepper, 1999-2005

- Season**
- 32 Fran Tarkenton, 1978
- 26 Tommy Kramer, 1985
- 25 Fran Tarkenton, 1962

- Game**
- 5 Many Times, last time by Daunte Culpepper, @ Cin., 9/18/05

- Game, Opponent**
- 6 Vinny Testaverde, @ T.B., 10/23/88
- 5 Billy Wade, @ Chi., 11/11/62
- 5 Kim McQuilken, vs. Att., 11/9/75
- 5 Eric Hippie, vs. Det., 9/25/83
- 5 Ryan Fitzpatrick, vs. StL., 12/11/05

- Consecutive Attempts, No Interceptions**
- 193 Warren Moon, 1995
- 162 Randall Cunningham, 1997-98
- 159 Brett Favre, 2009
- 156 Rich Gannon, 1990-91

- Most Attempts, No Interceptions, Game**
- 63 Rich Gannon, @ N.E., 10/20/91

- Most Attempts, No Interceptions, Game, Opponent**
- 70 Drew Bledsoe, @ N.E., 11/13/94

- LOWEST PERCENTAGE PASSES INTERCEPTED**
- Career (1,500 att.)**
- 2.9 Brad Johnson, 1992-98, 2005-06 (1,670-48)
- 3.3 Daunte Culpepper, 1999-05, (2,607-86)
- 4.2 Fran Tarkenton, 1961-66, 1972-78 (4,569-194)

Season (qualifiers)

- 1.1 Sean Salisbury, 1992 (175-2)
- 1.3 Brett Favre, 2009 (531-7)
- 1.3 Tarvaris Jackson, 2008 (149-2)
- 1.4 Brad Johnson, 2005, (294-4)
- 1.7 Rich Gannon, 1991 (354-6)

Season, Rookie (qualifiers)

- 4.5 Christian Ponder, 2011 (291-13)
- 6.1 Fran Tarkenton, 1961 (280-17)

TIMES SACKED

Career

- 417 Fran Tarkenton, 1961-66, 1972-78
- 248 Tommy Kramer, 1977-89
- 228 Daunte Culpepper, 1999-05

Season

- 47 Daunte Culpepper, 2002
- 46 Fran Tarkenton, 1964
- 46 Daunte Culpepper, 2004
- 45 Fran Tarkenton, 1962

Game

- 11 Archie Manning, @ Chi., 10/28/84
- 9 Fran Tarkenton, @ Chi., 12/17/61
- 9 Fran Tarkenton, vs. Balt., 9/23/62
- 9 Fran Tarkenton, vs. Det., 10/11/64
- 9 Daunte Culpepper, @ Atl., 10/2/05

Game, Opponent

- 9 Bill Munson, vs. Det., 10/6/68
- 9 Bobby Douglass, vs. Chi., 11/2/69
- 9 Randy Johnson, @ Atl., 12/20/70
- 9 Jim Harbaugh, @ Chi., 10/25/93

Highest Attempts/Sack Ratio, Career (1,000 att.)

- 18.0 Warren Moon, 1994-95 (1,207-67)
- 16.7 Brad Johnson, 1992-98, '05-06 (1,670-100)
- 14.7 Tommy Kramer, 1977-89 (6,548-248)
- 12.4 Rich Gannon, 1987-92 (1,003-81)

Highest Attempts/Sack Ratio, Season (qualifiers)

- 31.2 Tommy Kramer, 1981 (593-19)
- 21.3 Randall Cunningham, 1998 (425-20)
- 20.6 Fran Tarkenton, 1974 (351-17)

PASS RECEIVING

RECEPTIONS

Most Seasons, Leading Team

- 10 Cris Carter, 1991-00
- 4 Anthony Carter, 1987-90

Most Consecutive Seasons, Leading Team

- 10 Cris Carter, 1991-00
- 4 Anthony Carter, 1987-90

Career

- 1,004 Cris Carter, 1990-01
- 587 Randy Moss, 1998-04, '10
- 498 Steve Jordan, 1982-94

Season

- 122 Cris Carter, 1994
- 122 Cris Carter, 1995
- 111 Randy Moss, 2003
- 106 Randy Moss, 2002

Season, Rookie

- 69 Randy Moss, 1998
- 60 Percy Harvin, 2009
- 51 Paul Flatley, 1963
- 51 Sammy White, 1976

Game

- 15 Rickey Young, @ N.E., 12/16/79
- 14 Cris Carter, @ Ariz., 10/2/94
- 12 Bob Crim, @ N.V.G., 10/31/71
- 12 Rickey Young, @ N.O., 9/3/78
- 12 Ted Brown, @ T.B., 9/5/81
- 12 Darrin Nelson, vs. S.D., 10/20/85
- 12 Cris Carter, vs. N.O., 11/6/94
- 12 Cris Carter, vs. Hou., 10/8/95
- 12 Cris Carter, @ Ariz., 11/12/95
- 12 Cris Carter, vs. N.O., 11/19/95
- 12 Cris Carter, @ S.F., 12/18/95
- 12 Jake Reed, @ Chi., 9/7/97
- 12 Randy Moss, @ Chi., 11/14/99
- 12 Melwede Moore, @ Hou., 10/10/04
- 12 Percy Harvin, @ Ind., 9/16/12

Game, Rookie

- 9 Sammy White, vs. LA Rams, 9/19/76
- 9 Sammy White, @ Mia., 12/11/76

Game, Opponent

- 14 Jerry Rice, @ S.F., 12/18/95
- 13 James Wilder, @ T.B., 9/15/85
- 13 Peerless Price, vs. Buf., 9/15/02

Most Consecutive Games, Pass Reception

- 111 Cris Carter, 1991-98
- 105 Anthony Carter, 1985-92
- 105 Randy Moss, 1998-04, '10

Most Seasons 50 or More Pass Receptions

- 11 Cris Carter, 1991-01
- 6 Ahmad Rashad, 1976-81
- 6 Randy Moss, 1998-03
- 5 Steve Jordan, 1985-86, '88, '91, '93
- 5 Anthony Carter, 1988-91, '93

YARDS

Most Seasons Leading Team

- 6 Randy Moss, 1998-03
- 5 Anthony Carter, 1985, 1987-90
- 5 Cris Carter, 1991-95

Most Consecutive Seasons Leading Team

- 6 Randy Moss, 1998-03
- 5 Cris Carter, 1991-95
- 4 Gene Washington, 1967-70
- 4 Anthony Carter, 1987-90

Career

- 12,383 Cris Carter, 1990-01
- 9,316 Randy Moss, 1998-04, '10
- 7,635 Anthony Carter, 1985-93

Season

- 1,632 Randy Moss, 2003
- 1,437 Randy Moss, 2000
- 1,413 Randy Moss, 1999
- 1,371 Cris Carter, 1995

Season, Rookie

- 1,313 Randy Moss, 1998
- 906 Sammy White, 1976
- 867 Paul Flatley, 1963

Game

- 210 Sammy White, vs. Det., 11/7/76
- 204 Randy Moss, @ Chi., 11/14/99
- 202 Paul Flatley, @ S.F., 10/24/65
- 201 Sidney Rice, vs. Det., 11/5/09

Game, Rookie

- 210 Sammy White, vs. Det., 11/7/76
- 190 Randy Moss, @ G.B., 10/5/98
- 174 Paul Flatley, vs. Det., 11/24/63

Game, Opponent

- 289 Jerry Rice, @ S.F., 12/18/95
- 207 Calvin Johnson, vs. Det., 11/11/12
- 201 Steve Smith, @ Car., 10/30/05

Longest Pass Reception (All TDs)

- 99 Bernard Berrian (from G. Fretotte), vs. Chi., 11/30/08
- 89 Charley Ferguson (from F. Tarkenton), @ Chi., 11/11/62
- 86 Bernard Berrian (from G. Fretotte), vs. Det., 10/12/08
- 85 Gene Washington (from J. Kapp), vs. S.T.L., 10/8/67
- 85 Qadry Ismail (from W. Moon), vs. Det., 9/10/95
- 83 Gene Washington (from J. Kapp), vs. Balt., 9/28/69
- 82 Jake Reed (from B. Johnson), @ Oak., 11/17/96
- 82 Randy Moss (from D. Culpepper), @ Det., 12/19/04
- 80 John Gilliam (from F. Tarkenton), vs. Hou., 10/13/74
- 80 Matthew Hatchette (from J. George), vs. S.F., 10/24/99
- 80 Michael Bennett (from T. Bouman), @ Pitt., (12/2/01)
- 80 Koren Robinson (from B. Johnson), @ Det., 12/4/05

Most Seasons, 1,000+ Yards Pass Receiving

- 8 Cris Carter, 1993-00
- 6 Randy Moss, 1998-03
- 4 Jake Reed, 1994-97

Most Games, 100+ Yards, Career

- 41 Randy Moss, 1998-04
- 40 Cris Carter, 1990-01
- 22 Anthony Carter, 1985-93

Most Games, 100+ Yards, Season

- 8 Randy Moss, 2000
- 8 Randy Moss, 2003
- 7 Randy Moss, 1999
- 7 Randy Moss, 2002
- 6 Cris Carter, 2000

Most Consecutive Games, 100+ Yards

- 4 Jake Reed, 1997
- 4 Cris Carter, 1999
- 4 Randy Moss, 2000
- 4 Randy Moss, 2003

AVERAGE GAIN

Career (200 receptions)

- 16.8 Hassan Jones, 1986-92 (222-3,733)
- 16.3 Sammy White, 1976-86 (393-6,400)

- 16.0 Paul Flatley, 1963-67 (202-3,222)
- 16.0 Anthony Carter, 1985-93 (478-7,635)

Season (25 receptions)

- 24.3 Anthony Carter, 1987 (38-923)
- 22.2 John Gilliam, 1974 (26-577)
- 22.0 John Gilliam, 1972 (47-1,034)

Game (3 receptions)

- 54.0 Randy Moss, @ Dal., 11/26/98 (3-163)
- 53.0 Leo Lewis, @ Wash., 1/2/86 (3-159)
- 44.0 Hassan Jones, @ Dal., 11/13/88 (3-132)

TOUCHDOWNS

Career

- 110 Cris Carter, 1990-01
- 92 Randy Moss, 1998-04, '10
- 52 Anthony Carter, 1985-93
- 50 Sammy White, 1976-86

Season

- 17 Cris Carter, 1995
- 17 Randy Moss, 1998
- 17 Randy Moss, 2003
- 15 Randy Moss, 2000
- 13 Cris Carter, 1997
- 13 Cris Carter, 1999
- 13 Randy Moss, 2004

Season, Rookie

- 17 Randy Moss, 1998

Game

- 4 Ahmad Rashad, vs. S.F., 9/2/79
- 3 Jerry Reichow, @ Chi., 12/17/61
- 3 Charley Ferguson, @ Chi., 11/11/62
- 3 Gene Washington, vs. Cleve., 11/9/69
- 3 Sammy White, @ Mia., 12/1/76
- 3 Sammy White, vs. Chi., 12/18/82
- 3 Cris Carter, vs. Mia., 9/25/94
- 3 Cris Carter, vs. Ind., 12/21/97
- 3 Randy Moss, @ Dal., 11/26/98
- 3 Randy Moss, vs. Chi., 12/6/98
- 3 Cris Carter, @ Chi., 11/14/99
- 3 Randy Moss, @ Det., 10/1/00
- 3 Randy Moss, vs. N.V.G., 11/19/01
- 3 Randy Moss, vs. S.F., 9/28/03
- 3 Marcus Robinson, vs. Cle., 11/27/05

Game, Opponent

- 3 Many times, last by Greg Jennings, vs. G.B., 11/21/10

Most Consecutive Games, Touchdown

- 7 Randy Moss, 1998
- 7 Cris Carter, 1999
- 6 Cris Carter, 1996-97
- 6 Cris Carter, 1998-99

RUSHING-RECEIVING

Most Seasons Leading Team

- 6 Chuck Foreman, 1973-78
- 5 Adrian Peterson, 2007-10, 12
- 4 Bill Brown, 1964-66, 1968

Most Consecutive Seasons Leading Team

- 6 Chuck Foreman, 1973-78
- 4 Adrian Peterson, 2007-10
- 3 Bill Brown, 1964-66
- 3 Ted Brown, 1980-82
- 3 Anthony Carter, 1987-89
- 3 Cris Carter, 1993-95

ATTEMPTS

Career

- 1,931 Adrian Peterson, 2007-12 (ru-1,754, re-177)
- 1,911 Bill Brown, 1962-74 (ru-1,627, re-284)
- 1,865 Chuck Foreman, 1973-79 (ru-1,529, re-336)



Ahmad Rashad holds the team record with 4 receiving touchdowns in a game.

Season

- 388 Adrian Peterson, 2012 (ru-348, re-40)
- 384 Adrian Peterson, 2008 (ru-363, re-21)
- 357 Ted Brown, 1981 (ru-274, re-83)
- 357 Adrian Peterson, 2009 (ru-314, re-43)
- 353 Chuck Foreman, 1975 (ru-280, re-73)
- Season, Rookie**
- 257 Adrian Peterson, 2007 (ru-238, re-19)
- 219 Chuck Foreman, 1973 (ru-182, re-37)
- 218 Alfred Anderson, 1984 (ru-201, re-17)

Game

- 39 Ted Brown, vs. T.B., 11/8/81 (ru-31, re-8)
- 37 Chuck Foreman, vs. S.D., 11/23/75 (ru-33, re-4)
- 35 Chuck Foreman, vs. NVJ, 10/12/75 (ru-25, re-9)
- 35 Scottie Graham, vs. K.C., 12/26/93 (ru-33, re-2)
- 35 Adrian Peterson, vs. G.B., 12/30/12 (ru-34, re-1)

Consecutive Attempts Without Fumble

- 532 Robert Smith, 9/8/96-10/25/98
- 399 Ted Brown, 10/18/81-9/8/83

YARDS**Career**

- 12,407 Chris Carter, 1990-01 (ru-24, re-12,383)
- 10,375 Adrian Peterson, 2007-12 (ru-8,849, re-1,526)
- 9,475 Randy Moss, 1998-04,*10 (ru-159, re-9,316)
- 8,936 Chuck Foreman, 1973-79 (ru-5,879, re-3,057)
- 8,934 Bill Brown, 1962-74 (ru-5,757, re-3,177)

Season

- 2,314 Adrian Peterson, 2012 (ru-2,097, re-217)
- 1,885 Adrian Peterson, 2008 (ru-1,760, re-125)
- 1,869 Robert Smith, 2000 (ru-1,521, re-348)
- 1,819 Adrian Peterson, 2009 (ru-1,383, re-436)
- 1,761 Chuck Foreman, 1975 (ru-1,070, re-691)

Season, Rookie

- 1,609 Adrian Peterson, 2007 (ru-1,341, re-268)
- 1,317 Randy Moss, 1998 (re-1,313, ru-4)
- 1,163 Chuck Foreman, 1973 (ru-801, re-362)

Game

- 315 Adrian Peterson, vs. S.D., 11/4/07 (ru-296, re-19)
- 265 Chuck Foreman, @ Phil., 10/24/76 (ru-200, re-65)
- 256 Darrin Nelson, vs. G.B., 11/13/83 (ru-119, re-137)

PUNTING**PUNTS****Career**

- 720 Greg Coleman, 1978-87
- 623 Chris Kluge, 2005-12
- 386 Mitch Berger, 1996-01
- 308 Harry Newsome, 1990-93

Season

- 93 Chris Kluge, 2006
- 91 Greg Coleman, 1983
- 90 Greg Coleman, 1979
- 90 Harry Newsome, 1993

Season, Rookie

- 73 Neil Clabo, 1975
- 71 Chris Kluge, 2005
- 63 Mike Mercer, 1961

Game

- 12 Greg Coleman, @ G.B., 11/21/82
- 11 Bucky Scribner, @ Cleve., 12/17/89
- 10 Neil Clabo, @ Det., 9/26/76
- 10 Greg Coleman, vs. Buf., 12/19/79
- 10 Mike Saxon, vs. G.B., 10/20/94
- 10 Chris Kluge, @ G.B., 12/21/06
- 10 Chris Kluge, vs. NYG, 12/13/10

Game, Opponent

- 12 Tom Blanchard, @ N.O., 11/16/75
- 11 King Hill, @ St. L., 10/19/69

Longest Punt

- 84 Harry Newsome, @ Pitt., 12/20/92
- 77 Mike Mercer, @ G.B., 9/16/62

Longest Punt, Opponent

- 82 Tommy Davis, @ S.F., 9/30/62
- 75 Boyd Dowler, vs. G.B., 10/22/61

AVERAGE GROSS YARDS**Career (200 punts)**

- 44.4 Chris Kluge, 2005-12 (623-27,683)
- 43.8 Harry Newsome, 1990-93 (308-13,501)
- 43.5 Mitch Berger, 1996-01 (386-16,795)

Season (Qualifiers)

- 47.6 Chris Kluge, 2008 (73-3,473)

- 46.4 Bobby Walden, 1964 (72-3,341)
- 45.7 Chris Kluge, 2011 (77-3,517)

Season, Rookie

- 44.1 Chris Kluge, 2005 (71-3,130)
- 41.1 Neil Clabo, 1975 (73-2,997)
- 39.1 Eddie Johnson, 2003 (56-2,191)

Game (4 punts)

- 57.5 Chris Kluge, @ Det., 9/16/07 (4-230)
- 55.8 Mitch Berger, vs. Cin., 11/15/98 (4-223)
- 54.3 Chris Kluge, vs. T.B., 9/11/05 (4-217)

Game, Opponent (4 punts)

- 54.9 Mike Scifres, vs. S.D., 11/4/07
- 54.8 Tom Rouen, @ Den., 10/31/99
- 53.6 Pat McAfee, @ Ind., 9/16/12

AVERAGE NET YARDS**Career (200 punts)**

- 38.2 Bobby Walden, 1964-67 (258-9,856)
- 37.2 Chris Kluge, 2005-12 (623-23,210)
- 35.3 Harry Newsome, 1990-92 (308-10,879)

Season

- 41.8 Bobby Walden, 1964 (72-3,010)
- 39.7 Chris Kluge, 2012 (72-2,856)
- 38.9 Chris Kluge, 2010 (83-3,228)

Game (4 punts)

- 48.3 Mitch Berger, vs. Cin., 11/15/98 (4-193)
- 47.8 Greg Coleman, vs. Pitt., 9/21/86 (4-191)
- 47.5 Chris Kluge, vs. Ari., 10/9/11 (4-190)

Game, Opponent (4 punts)

- 48.8 Britton Colquhitt, vs. Den., 12/4/11 (6-293)

HAD BLOCKED**Career**

- 3 Greg Coleman, 1978-87
- 2 Many Players

Season

- 2 Mike Mercer, 1965
- 2 Neil Clabo, 1975
- 2 Mike Wood, 1978
- 2 Bucky Scribner, 1988
- 2 Mitch Berger, 1996

Most Consecutive Punts, None Blocked

- 565 Greg Coleman, 1979-87

INSIDE 20**Career**

- 198 Chris Kluge, 2005-11
- 155 Greg Coleman, 1978-87
- 109 Mitch Berger, 1996-01

Season

- 34 Chris Kluge, 2007
- 32 Chris Kluge, 2010
- 28 Greg Coleman, 1983
- 28 Mike Saxon, 1994
- 28 Chris Kluge, 2006

Game

- 5 Fred Cox, vs. LA Rams, 11/3/63
- 5 Mike Saxon, vs. N.A., 11/6/94
- 5 Mitch Berger, @ Chi., 9/15/96
- 5 Mitch Berger, @ Ind., 12/24/00
- 5 Chris Kluge, vs. Atl., 9/9/07

Fewest Touchbacks in a Season**(Minimum 30 punts)**

- 1 King Hill, 1968
- 2 John McCormick, 1962
- 2 Bobby Walden, 1967
- 2 Greg Coleman, 1984
- 2 Chris Kluge, 2012

PUNT RETURNS**Most Seasons Leading Team**

- 5 Charlie West, 1968-72
- 5 Leo Lewis, 1987-91
- 5 David Palmer, 1994-98

Most Consecutive Seasons Leading Team

- 5 Charlie West, 1968-72
- 5 Leo Lewis, 1987-91
- 5 David Palmer, 1994-98

RETURNS**Career**

- 194 Leo Lewis, 1981-91
- 162 David Palmer, 1994-00
- 123 Charlie West, 1968-73

Season

- 58 Leo Lewis, 1988
- 48 Kevin Miller, 1978
- 47 Manfred Moore, 1977

Season, Rookie

- 48 Kevin Miller, 1978
- 35 Keenan Howry, 2003
- 30 Leonard Willis, 1976
- 30 David Palmer, 1994

Game

- 8 Kevin Miller, @ LA Rams, 12/2/79

- 7 Manfred Moore, vs. G.B., 10/2/77
- 7 Kevin Miller, vs. Buf., 12/9/79
- 7 Nate Jacquet, vs. Ari., 11/25/01
- 7 Greg Camarillo, vs. Chi., 11/7/10

Game, Opponent

- 7 Johnnie Gray, @ G.B., 11/21/76
- 7 Robbie Martin, vs. Det., 10/21/84
- 7 Evan Cooper, @ Phil., 12/1/85
- 7 Charles Woodson, @ G.B., 12/21/06

FAIR CATCHES**Career**

- 96 David Palmer, 1994-00
- 91 Leo Lewis, 1981-91
- 75 Bobby Bryant, 1967-80

Season

- 27 Leo Lewis, 1989
- 27 Marcus Sherels, 2012
- 20 David Palmer, 1996
- 20 Greg Camarillo, 2010
- 20 Marcus Sherels, 2010

Game

- 5 Billy Butler, vs. Balt., 11/17/63
- 5 Anthony Carter, vs. T.B., 9/30/90
- 5 Greg Camarillo, @ NYJ, 10/11/10
- 5 Marcus Sherels, vs. Chi., 1/1/12
- 5 Marcus Sherels, @ Chi., 12/19/12

Game, Opponent

- 5 Will Blackmon, vs. NYG, 12/13/10

YARDS GAINED**Career**

- 1,812 Leo Lewis, 1981-91
- 1,610 David Palmer, 1994-00
- 820 Charlie West, 1968-73

Season

- 550 Leo Lewis, 1988
- 446 Leo Lewis, 1989
- 444 David Palmer, 1997

Season, Rookie

- 247 Keenan Howry, 2003
- 239 Kevin Miller, 1978
- 212 Eric Guliford, 1993

Game

- 107 Charlie West, vs. Wash., 11/3/68
- 101 Leo Lewis, vs. T.B., 10/1/89
- 98 Leo Lewis, vs. Atl., 11/22/87
- 98 Leo Lewis, vs. Chi., 12/19/88

Game, Opponent

- 176 Reggie Bush, @ N.O., 10/6/08
- 131 Dexter Carter, @ S.F., 10/3/93
- 109 Bill Williams, vs. T.B., 12/15/96

Longest Punt Return

- 98 Charlie West, vs. Wash., 11/3/68 (td)
- 91 Nate Burleson, @ Ind., 11/8/04 (td)
- 82 Bernard Berrian, @ Ari., 12/14/08 (td)
- 81 Hugh McElhenry, @ Chi., 12/17/61 (td)
- 81 Bob Grim, vs. NYG, 11/5/67
- 78 Leo Lewis, vs. Atl., 11/22/87 (td)
- 77 Marcus Sherels, @ Det., 9/30/12 (td)
- 76 Ed Sharockman, vs. LA Rams, 10/16/66
- 74 David Palmer, @ Det., 11/23/95 (td)
- 71 Mewelde Moore, @ NYG, 11/13/05 (td)

Longest Punt Return, Opponent (All TDs)

- 89 Devin Hester, @ Chi., 10/14/07
- 87 Eddie Payton, @ Det., 12/17/77
- 80 Randall Cobb, @ G.B., 11/14/11

AVERAGE YARDAGE**Career (50 returns)**

- 9.4 Mewelde Moore, 2004-07 (74-768)
- 9.9 David Palmer, 1994-00 (162-1,610)
- 9.9 Bill Butler, 1963-64 (55-545)
- 9.4 Leo Lewis, 1981-91 (194-1,812)

Season (Qualifiers)

- 13.2 David Palmer, 1995 (26-342)
- 13.1 David Palmer, 1997 (34-444)
- 12.5 Leo Lewis, 1987 (22-275)

Season, Rookie (Qualifiers)

- 10.4 Tommy Mason, 1961 (14-146)
- 10.0 Charlie West, 1968 (20-201)
- 7.9 Nick Davis, 2002 (24-190)

Game (3 returns)

- 35.6 Charlie West, vs. Wash., 11/3/68 (3-107)
- 29.0 Mewelde Moore, @ NYG, 11/13/05 (3-87)
- 26.0 Troy Walters, vs. Det., 11/30/00 (3-78)

Game, Opponent (3 returns)

- 35.2 Reggie Bush, @ N.O., 10/6/08 (5-176)

TOUCHDOWNS**Career**

- 2 David Palmer, 1994-00
- 2 Mewelde Moore, 2004-07
- 1 Billy Butler, 1962-64
- 1 Leo Lewis, 1981-91

- 1 Hugh McElhenny, 1961-62
 - 1 Charlie West, 1968-73
 - 1 Randy Moss, 1998-04, '10
 - 1 Nate Burleson, 2003-05
 - 1 Bernard Berrian, 2008-11
 - 1 Marcus Sherels, 2010-12
- Season**
- 1 Hugh McElhenny, 1961
 - 1 Billy Butler, 1963
 - 1 Charlie West, 1968
 - 1 Leo Lewis, 1987
 - 1 David Palmer, 1995
 - 1 David Palmer, 1996
 - 1 Randy Moss, 1999
 - 1 Nate Burleson, 2004
 - 1 Melwede Moore, 2005
 - 1 Melwede Moore, 2006
 - 1 Bernard Berrian, 2008
 - 1 Marcus Sherels, 2012

- Game**
- 1 Hugh McElhenny, @ Chi., 12/17/61
 - 1 Billy Butler, vs. S.F., 9/29/63
 - 1 Charlie West, vs. Wash., 11/3/68
 - 1 Leo Lewis, vs. Atl., 11/22/87
 - 1 David Palmer, @ Det., 11/23/95
 - 1 David Palmer, @ NYG, 9/29/96
 - 1 Randy Moss, @ K.C., 12/12/99
 - 1 Nate Burleson, @ Ind., 11/8/04
 - 1 Melwede Moore, @ NYG, 11/13/05
 - 1 Melwede Moore, vs. N.E., 10/30/06
 - 1 Bernard Berrian, @ Ari., 12/14/08
 - 1 Marcus Sherels, @ Det., 12/30/12

KICKOFF RETURNS

- Most Seasons Leading Team**
- 5 Darrin Nelson, 1983-84, '89, '91-92
 - 4 Qadry Ismail, 1993-96
 - 4 Percy Harvin, 2009-12
- Most Consecutive Seasons Leading**
- 4 Qadry Ismail, 1993-96
 - 4 Percy Harvin, 2009-12
 - 3 Billy Butler, 1962-64
 - 3 Brent McClanahan, 1973-75
 - 3 Percy Harvin, 2009-11

- RETURNS**
- Career**
- 159 Darrin Nelson, 1982-89, 1991-92
 - 147 Qadry Ismail, 1993-96
 - 145 David Palmer, 1994-00
- Season**
- 53 Eddie Payton, 1980
 - 53 George "Buster" Rhymes, 1985
 - 50 David Palmer, 1998

- Season, Rookie**
- 53 Buster Rhymes, 1985
 - 42 Qadry Ismail, 1993
 - 42 Percy Harvin, 2009
 - 40 Kevin Miller, 1978
- Game**
- 9 Nate Jacquet, @ Phi., 11/11/01
 - 8 Qadry Ismail, @ Det., 11/23/95
 - 8 Troy Walters, vs. G.B., 12/17/00
 - 8 Troy Walters, @ N.O., 10/7/01
 - 8 Nate Jacquet, vs. Jack., 12/23/01
 - 8 Bethel Johnson, vs. StL., 12/31/06
 - 8 Lorenzo Booker, vs. Chi., 12/20/10

- Game, Opponent**
- 8 Vernon Turner, @ T.B., 10/30/94
 - 8 Tyrone Hughes, @ N.O., 11/19/95
 - 8 Roell Preston, @ G.B., 10/5/98
 - 8 Corey Harris, @ Balt., 12/13/98
 - 8 Charlie Rogers, vs. Buf., 9/15/02
 - 8 Ahmad Bradshaw, @ NYG, 11/25/07
 - 8 Domenik Hixon, vs. NYG, 1/3/10
- YARDS**
- Career**
- 3,623 Darrin Nelson, 1982-89, 1991-92
 - 3,274 David Palmer, 1994-00
 - 3,273 Qadry Ismail, 1993-96
- Season**
- 1,345 Buster Rhymes, 1985
 - 1,221 Koren Robinson, 2005
 - 1,184 Eddie Payton, 1980
- Season, Rookie**
- 1,345 Buster Rhymes, 1985
 - 1,156 Percy Harvin, 2009
 - 902 Qadry Ismail, 1993

- Game**
- 237 Nate Jacquet, @ Phi., 11/11/01
 - 225 Bethel Johnson, vs. StL., 12/31/06
 - 216 Robert Smith, @ Det., 12/17/94

- Game, Opponent**
- 256 Roell Preston, @ G.B., 10/5/98
 - 243 Corey Harris, @ Balt., 12/13/98
 - 242 Vernon Turner, @ T.B., 10/30/94
- Longest Kickoff Return**
- 105 Percy Harvin, @ Det., 9/30/12 (td)
 - 104 Aundrae Allison, vs. Det., 12/2/07 (td)
 - 104 Percy Harvin, @ Atl., 11/27/11
 - 103 Percy Harvin, @ S.D., 9/11/11 (td)
 - 101 Lance Rentzel, vs. Balt., 11/14/65 (td)
 - 101 Percy Harvin, vs. S.F., 9/27/09 (td)
 - 99 Eddie Payton, vs. Oak., 9/14/81 (td)
 - 96 Clinton Jones, vs. NYG 11/5/67 (td)
 - 95 Percy Harvin, vs. Dal., 10/17/10 (td)
 - 93 Herschel Walker, @ Phi., 11/19/89 (td)

- Longest Kickoff Return, Opponent (All TDs)**
- 103 Abe Woodson, @ S.F., 9/29/63
 - 101 Don McCall, @ Pitt., 11/23/69
 - 101 Dave Hampton, @ G.B., 10/4/70
 - 101 Roell Preston, @ G.B., 10/5/98

- AVERAGE YARDAGE**
- Career (75 returns)**
- 27.9 Percy Harvin, 2009-12 (114-3,183)
 - 25.5 Charlie West, 1968-73 (78-1,991)
 - 24.8 Clinton Jones, 1967-72 (89-2,209)
 - 22.8 Darrin Nelson, 1982-89, '91-92 (159-3,619)
- Season (Qualifiers)**
- 28.7 Aundrae Allison, 2007 (20-574)
 - 27.5 Percy Harvin, 2009 (42-1,156)
 - 26.3 John Gilliam, 1972 (14-369)

- Season, Rookie (Qualifiers)**
- 28.7 Aundrae Allison, 2007 (20-574)
 - 27.5 Percy Harvin, 2009 (42-1,156)
 - 26.2 Lance Rentzel, 1965 (23-602)
- Game (3 returns)**
- 48.0 Aundrae Allison, vs. Det., 12/2/07 (3-144)
 - 45.0 Percy Harvin, vs. S.F., 9/27/09 (4-180)
 - 44.7 Percy Harvin, vs. Dal., 10/17/10 (3-134)

- Game, Opponent (3 returns)**
- 57.0 Tyrone Hughes, vs. N.O., 11/28/93 (3-171)
 - 45.8 Michael Lewis, @ N.O., 12/15/02 (4-183)
- TOUCHDOWNS**
- Career**
- 5 Percy Harvin, 2009-12
- Season**
- 2 Percy Harvin, 2009

- Game**
- 1 16 times, last by Percy Harvin, @ Det., 12/30/12
- Game, Opponent**
- 1 Many times, last by Devin Hester, @ Chi., 10/16/11

COMBINED KICK RETURNS

- MOST RETURNS**
- Career**
- 307 David Palmer, 1994-00 (p-162, k-145)
 - 202 Leo Lewis, 1981-91 (p-194, k-8)
 - 201 Charlie West, 1968-73 (p-123, k-78)
- Season**
- 88 Kevin Miller, 1978 (p-48, k-40)
 - 87 Eddie Payton, 1980 (p-34, k-53)
 - 78 David Palmer, 1998 (p-28, k-50)
- Game**
- 11 David Palmer, vs. G.B., 12/1/97 (p-5, k-6)
 - 10 Darrin Nelson, vs. Chi., 11/25/84 (p-3, k-7)
- Game, Opponent**
- 10 Tyrone Hughes, vs. Chi., 11/9/97 (p-5, k-5)

- YARDS GAINED**
- Career**
- 4,884 David Palmer, 1994-00 (p-1,610, k-3,274)
 - 3,932 Darrin Nelson, 1982-89, 1991-92 (p-313, k-3,619)
 - 3,273 Qadry Ismail, 1993-96 (k-3,273)
- Season**
- 1,465 David Palmer, 1998 (p-289, k-1,176)
 - 1,435 Eddie Payton, 1980 (p-251, k-1,184)
 - 1,345 Buster Rhymes, 1985 (p-0, k-1,345)
- Game**
- 237 Nate Jacquet, @ Phil., 11/11/01 (p-0, k-237)
 - 225 Bethel Johnson, vs. StL., 12/31/06 (p-0, k-225)
 - 217 Jimmy Edwards, vs. Chi., 10/21/79 (p-46, k-171)

- Game, Opponent**
- 289 Eddie Payton, @ Det., 12/17/77 (p-105, k-184)
- TOUCHDOWNS**
- Career**
- 5 Percy Harvin, 2009-12 (p-0, k-5)

- 3 David Palmer, 1994-00 (p-2, k-1)
 - 2 Melwede Moore, 2004-07 (p-2, k-0)
- Season**
- 2 Percy Harvin, 2009 (k-2)
- Game**
- 1 Many times, last by Percy Harvin and Marcus Sherels, @ Det., 12/30/12
- Game, Opponent**
- 2 Eddie Payton, @ Det., 12/17/77 (p-1, k-1)
 - 2 Reggie Bush, @ N.O., 10/6/08 (p-2)

COMBINED NET YARDS

- Rushing, receiving, interception returns, kickoff returns, punt returns and fumble returns*
- Most Seasons Leading Team**
- 6 Chuck Foreman, 1973-78
 - 4 Bill Brown, 1964-66, 1968
- Consecutive Seasons Leading Team**
- 6 Chuck Foreman, 1973-78
 - 3 Many times, last by Percy Harvin, 2009-11

- ATTEMPTS**
- Career**
- 1,948 Adrian Peterson, 2007-2012
 - 1,931 Bill Brown, 1962-74
 - 1,867 Chuck Foreman, 1973-79

- Season**
- 388 Adrian Peterson, 2012
 - 385 Adrian Peterson, 2008
 - 357 Ted Brown, 1981
 - 357 Adrian Peterson, 2009

- Game**
- 39 Ted Brown vs. T.B., 11/8/81 (ru-31, re-8)
 - 37 Chuck Foreman vs. S.D., 11/23/75 (ru-33, re-4)
 - 35 Chuck Foreman vs. NYJ, 10/12/75 (ru-25, re-5, rt-1)
 - 35 Scottie Graham, vs. K.C., 12/26/93 (ru-33, re-2)
 - 35 Michael Bennett, vs. Chi. 10/27/02 (ru-29, re-6)
 - 35 Adrian Peterson, vs. G.B., 12/30/12 (ru-34, re-1)

- YARDS**
- Career**
- 12,410 Cris Carter, 1990-01
 - 10,803 Adrian Peterson, 2007-12
 - 10,365 Darrin Nelson, 1982-89, 1991-92

- Season**
- 2,314 Adrian Peterson, 2012 (ru-2,097, re-217)
 - 2,081 Percy Harvin, 2009 (ru-135, re-790, rt-1,156)
 - 2,051 Herschel Walker, 1990 (ru-770, re-315, rt-966)
 - 2,021 Adrian Peterson, 2007 (ru-1,341, rt-412, re-268)

- Season, Rookie**
- 2,081 Percy Harvin, 2009 (ru-135, re-790, rt-1,156)
 - 2,021 Adrian Peterson, 2007 (ru-1,341, rt-412, re-268)
 - 1,514 Alfred Anderson, 1984 (ru-773, rt-639, re-102)

- Game**
- 361 Adrian Peterson, @ Chi., 10/14/07 (ru-224, rt-128, re-9)
 - 315 Adrian Peterson, vs. S.D., 11/4/07 (ru-296, re-19)
 - 278 Darrin Nelson, vs. G.B., 11/13/83 (ru-119, re-137, rt-22)

INTERCEPTIONS BY

- Most Seasons Leading Team**
- 4 Ed Sharockman, 1962-63, 1965, 1970
 - 4 Bobby Bryant, 1968, 1972, 1977-78
 - 4 Joey Browner, 1987, 1989-91
 - 4 Antoine Winfield, 2004, '06, '08, '12
- Most Consecutive Seasons Leading Team**
- 3 Joey Browner, 1989-91
 - 3 Darren Sharper, 2005-07

- Career**
- 53 Paul Krause, 1968-79
 - 51 Bobby Bryant, 1967-80
 - 40 Ed Sharockman, 1962-72
- Season**
- 10 Paul Krause, 1975
 - 9 Orlando Thomas, 1995
 - 9 Brian Russell, 2003
 - 9 Darren Sharper, 2005
 - 8 Bobby Bryant, 1969
 - 8 Issiac Holt, 1986

- 8 Carl Lee, 1988
 - 8 Audray McMillian, 1992
 - 8 Corey Chavous, 2003
- Season, Rookie**
- 9 Orlando Thomas, 1995
 - 6 George Rose, 1964
 - 5 Rip Hawkins, 1961

- Game**
- 3 Many times, last time by Darren Sharper, @ NYG, 11/13/05

Game, Opponent

- 3 Many times, last time by Deltha O'Neal, @ Cin., 9/18/05

Consecutive Games With Interception

- 6 Paul Krause, 1968
- 6 Brian Russell, 2003
- 4 Issiac Holt, 1986
- 4 Carl Lee, 1988
- 4 Orlando Thomas, 1995

YARDS

Career

- 852 Paul Krause, 1968-79
- 804 Ed Sharockman, 1962-72
- 749 Bobby Bryant, 1967-80

Season

- 276 Darren Sharper, 2005
- 242 Jimmy Hitchcock, 1998
- 236 Charlie West, 1971

Season, Rookie

- 135 Dewayne Washington, 1994
- 108 Orlando Thomas, 1995
- 87 Harrison Smith, 2012

Game

- 123 Darren Sharper, @ NYG, 11/13/05
- 112 Dwight Smith, @ NYG, 11/25/07
- 97 Reggie Rutland, vs. LA Rams, 12/15/91

Game, Opponent

- 151 Tommy Myers, @ N.O., 9/3/78
- 116 Marcus Turner, @ NY Jets, 11/20/94

Longest Returns

- 97 Reggie Rutland, vs. LA Rams, 12/15/91 (td)
- 94 Walker Lee Ashley, vs. Chi., 12/19/88 (td)
- 93 Dwight Smith, @ NYG, 11/25/07 (td)
- 92 Darren Sharper, @ NYG, 11/13/05 (td)
- 90 Issiac Holt, vs. Det., 10/8/89 (td)
- 89 Charlie West, @ Chi., 12/19/71
- 88 Darren Sharper, vs. T.B., 9/11/05 (td)
- 84 Jack Del Rio, @ Chi., 11/2/92 (td)
- 81 Dewayne Washington, @ Chi., 9/18/94 (td)

Longest Return, Opponent (all TDs)

- 100 Barry Wilburn, vs. Wash., 12/26/87
- 97 Tommy Myers, @ N.O., 9/3/78

TOUCHDOWNS

Career

- 3 Rip Hawkins, 1961-65
- 3 Ed Sharockman, 1962-72
- 3 Bobby Bryant, 1967-80
- 3 Joey Browner, 1983-91
- 3 Audray McMillian, 1989-93
- 3 Dewayne Washington, 1994-97
- 3 Jimmy Hitchcock, 1998-99
- 3 Darren Sharper, 2005-08

Season

- 3 Jimmy Hitchcock, 1998
- 2 Rip Hawkins, 1964
- 2 Carl Lee, 1988
- 2 Audray McMillian, 1992
- 2 Anthony Parker, 1994
- 2 Dewayne Washington, 1994
- 2 Darren Sharper, 2005
- 2 Kevin Williams, 2007
- 2 Harrison Smith, 2012

FUMBLES

OPPONENTS' FUMBLES RECOVERED

Career

- 28 Jim Marshall, 1961-79
- 23 Carl Eller, 1964-78
- 19 Matt Blair, 1974-85
- 18 Alan Page, 1967-78

Season

- 9 Don Hultz, 1963
- 7 Alan Page, 1970
- 6 Fred McNeil, 1978

Game

- 3 Joey Browner, vs. S.F., 9/8/85
- 2 Many times, last by Brian Robison, vs. Buf., 12/5/10

Longest Fumble Returns (All TDs)

- 94 Dwayne Rudd, vs. Chi., 12/6/98
- 88 Ed Sharockman, @ Det., 12/9/62

- 77 Kevin Williams, vs. Jack., 11/28/04
- 70 Paul Krause, @ Det., 12/14/75
- 65 Alan Page, @ Chi., 10/11/70
- 65 Willie Teal, @ Phil., 12/1/85

Longest Fumble Returns, Opponents (All TDs)

- 99 Adrian Wilson, vs. Ari., 11/26/06
- 90 Aeneas Williams, @ St. L., 11/30/03
- 80 Bobby Jackson, vs. NY Jets, 12/26/82

OPPONENTS' FUMBLES

RETURNED FOR TOUCHDOWNS

Career

- 2 Roy Winston, 1962-76
- 2 Paul Krause, 1968-79
- 2 Charlie Johnson, 1982-84
- 2 Chris Martin, 1983-88
- 2 Henry Thomas, 1987-92
- 2 Anthony Parker, 1992-94
- 2 Orlando Thomas, 1995-01
- 2 Dwayne Rudd, 1997-00
- 2 Kevin Williams, 2003-12
- 2 Antoine Winfield, 2004-12

Season

- 2 Dwayne Rudd, 1998

SACKS

Most Seasons Leading Team

- 9 John Randle, 1991, 1993-00
- 6 Jim Marshall, 1961-66
- 6 Alan Page, 1967-68, 1971, 1975-77
- 6 Chris Doleman, 1987-90, 1992-93

Most Consecutive Seasons Leading Team

- 8 John Randle, 1993-00
- 6 Jim Marshall, 1961-66
- 5 Jared Allen, 2008-12
- 4 Doug Martin, 1980-83
- 4 Chris Doleman, 1987-90

TOTAL SACKS

Career

- 130 Carl Eller, 1964-78
- 127 Jim Marshall, 1961-79
- 114 John Randle, 1990-00

Season

- 22 Jared Allen, 2011
- 21 Chris Doleman, 1989
- 18 Alan Page, 1976
- 18 Keith Millard, 1989

Season, Rookie

- 11.0 Keith Millard, 1985
- 10.5 Kevin Williams, 2003
- 8.5 Alan Page, 1967

Game

- 5.0 Randy Holloway, vs. Atl., 9/16/84
- 4.5 Jared Allen, vs. G.B., 10/5/09
- 4.0 Many times, last by Kevin Williams, vs. Det., 10/12/08

Game, Rookie

- 3.0 Kevin Williams, @ Ari., 12/28/03
- 2.5 Gerald Robinson, vs. Chi., 10/19/86

Game, Opponent

- 4.0 Many times, last by Peter Boulware, @ Balt., 1/7/02

TACKLES

COMBINED TACKLES (DEFENSE & SPECIAL TEAMS TACKLES)

Career

- 1,981 Scott Studwell, 1977-90
- 1,452 Matt Blair, 1974-85
- 1,382 Jeff Siemon, 1972-82

DEFENSIVE TACKLES

Career

- 1,928 Scott Studwell, 1977-90
- 1,404 Matt Blair, 1974-85
- 1,375 Jeff Siemon, 1972-82

Season

- 230 Scott Studwell, 1981
- 229 Jeff Siemon, 1978
- 220 Matt Blair, 1981

Game

- 24 Scott Studwell, @ Det., 11/17/85
- 22 Chad Greenway, vs. Oak., 11/20/11
- 21 Scott Studwell, @ Pitt., 9/24/89
- 21 Ed McDaniel, @ G.B., 9/4/94

SOLO COMBINED TACKLES

Career

- 1,308 Scott Studwell, 1977-90
- 1,008 Jeff Siemon, 1972-82
- 986 Matt Blair, 1974-85

- Season**
- 170 Jeff Siemon, 1978
 - 156 Scott Studwell, 1981
 - 153 Scott Studwell, 1980

Game

- 18 Rip Hawkins, vs. Det., 11/18/62
- 17 Rip Hawkins, vs. S.F., 12/2/62
- 17 Rip Hawkins, vs. Balt., 11/12/61

ASSISTED COMBINED TACKLES

Career

- 673 Scott Studwell, 1977-90
- 466 Matt Blair, 1974-85
- 386 Fred McNeil, 1974-85

Season

- 97 Scott Studwell, 1985
- 88 Mike Merriweather, 1991
- 83 Scott Studwell, 1983

Game

- 13 Wally Hilgenberg, @ Chi., 10/23/72
- 13 Scott Studwell, vs. T.B., 9/30/90

SPECIAL TEAMS TACKLES

Career

- 147 Chris Walsh, 1994-02
- 140 Harold Morrow, 1996-02
- 120 Walker Lee Ashley, 1983-88
- 113 Keith Norr, 1979-85
- 113 Heath Farwell, 2005-10

Season

- 38 Joey Browner, 1989
- 35 Nate Allen, 1977
- 32 Harold Morrow, 1997
- 32 Heath Farwell, 2007

Game

- 7 Heath Farwell, @ NYG, 11/25/07
- 6 Wymon Henderson, vs. Det., 11/6/88

BLOCKED KICKS

Career

- 20 Matt Blair, 1974-85
- 16 Alan Page, 1967-78
- 10 Tim Irwin, 1981-93
- 9 Carl Eller, 1964-78

Season

- 5 Alan Page, 1976
- 5 Matt Blair, 1979

Game

- 2 Alan Page, vs. Pitt., 10/4/76
- 2 Matt Blair, vs. Dal., 10/7/79
- 2 Matt Blair, @ G.B., 11/11/79
- 2 Matt Blair, vs. Oak., 9/14/81
- 2 Tim Irwin, @ Atl., 12/15/85
- 2 Neil Elshire, @ Wash., 11/6/86
- 2 Tim Irwin, @ Den., 11/14/93

Game, Opponent

- 1 Many times, last time by Julius Peppers, @ Chi., 11/25/12



Matt Blair holds the team record with 20 career blocked kicks.

VIKINGS BIG DAYS

RUSHING

296	Adrian Peterson vs. S.D., 11/4/07 (30 att.)
224	Adrian Peterson @ Chi., 10/14/07 (20 att.)
212	Adrian Peterson @ StL., 12/16/12 (24 att.)
210	Adrian Peterson @ G.B., 12/2/12 (21 att.)
200	Chuck Foreman @ Phil., 10/24/76 (28 att.)
199	Adrian Peterson vs. G.B., 12/30/12 (34 att.)
192	Adrian Peterson vs. G.B., 11/9/08 (30 att.)
182	Adrian Peterson @ Sea., 11/4/12 (17 att.)
180	Adrian Peterson @ Cle., 9/13/09 (25 att.)
179	Ted Brown @ G.B., 10/23/83 (29 att.)
179	Robert Smith @ St. Louis, 9/13/98 (23 att.)
175	Adrian Peterson vs. G.B., 10/23/11 (24 att.)
172	Terry Allen @ Pitt., 12/20/92 (33 att.)
171	Adrian Peterson vs. Det., 11/11/12 (27 att.)
170	Robert Smith @ Chi., 10/15/00 (15 att.)
169	Robert Smith @ Buf., 8/31/97 (16 att.)
169	Chester Taylor @ Sea., 10/22/06 (24 att.)
167	Michael Bennett vs. NYG, 11/10/02 (15 att.)
166	Scottie Graham vs. K.C., 12/26/93 (33 att.)
165	Adrian Peterson @ Ari., 12/16/08 (28 att.)
164	Chester Taylor vs. Oak., 11/18/07 (22 att.)
160	Robert Smith vs. Ind., 12/21/97 (17 att.)
160	Adrian Peterson vs. Ind., 9/14/08 (29 att.)
160	Adrian Peterson vs. Det., 9/26/10 (23 att.)
159	Terry Allen @ Chi., 9/18/94 (22 att.)
158	Chuck Foreman @ Det., 12/18/77 (33 att.)
155	Dave Osborn vs. K.C., 12/3/67 (21 att.)
155	Clinton Jones vs. Atl., 11/28/71 (22 att.)
154	Adrian Peterson vs. Chi., 12/9/12 (31 att.)
153	Adrian Peterson vs. NYG, 10/12/12 (23 att.)
150	Chuck Foreman vs. Chi., 10/16/77 (26 att.)
148	Chuck Foreman vs. Pitt., 10/4/76 (27 att.)
148	Herschel Walker vs. G.B., 10/15/89 (18 att.)
148	Robert Smith @ Dal., 11/23/00 (21 att.)
148	Onterio Smith @ Chi., 12/14/03 (27 att.)
146	Tommy Mason vs. Balt., 11/21/12 (21 att.)
146	Darin Nelson vs. G.B., 11/10/85 (21 att.)
146	Robert Smith @ NYG, 12/26/99 (16 att.)
146	Onterio Smith vs. K.C., 12/20/03 (21 att.)
145	Adrian Peterson vs. Mia., 9/19/10 (28 att.)
143	Tommy Mason @ Balt., 12/16/62 (20 att.)
143	Adrian Peterson vs. Bal., 10/18/09 (22 att.)
140	Terry Allen @ G.B., 9/16/92 (12 att.)
139	Adrian Peterson vs. Hou., 11/2/08 (25 att.)
138	Tommy Mason @ Det., 12/9/62 (16 att.)
138	Bill Brown @ Cle., 10/31/65 (26 att.)
138	Mewelde Moore vs. Tenn., 10/24/04 (20 att.)
137	Tommy Mason vs. Balt., 9/13/64 (20 att.)
137	Robert Smith vs. N.O., 11/8/98 (20 att.)
136	Chester Taylor vs. Ari., 11/26/06 (27 att.)
134	Robert Smith vs. Det., 10/25/98 (19 att.)
134	Robert Smith @ Det., 10/10/00 (16 att.)
133	Chuck Foreman vs. Cinn., 11/13/77 (29 att.)
133	Robert Smith @ T.B., 10/19/96 (18 att.)
133	Adrian Peterson vs. Det., 11/15/09 (18 att.)
132	Robert Smith @ G.B., 9/21/97 (28 att.)
131	Adrian Peterson vs. Chi., 11/30/08 (28 att.)
131	Adrian Peterson @ G.B., 10/24/10 (28 att.)
130	Michael Bennett vs. G.B., 11/17/02 (19 att.)
129	Ted Brown vs. T.B., 11/8/81 (31 att.)
127	Chuck Foreman vs. S.D., 12/3/75 (33 att.)
127	Terry Allen vs. T.B., 11/3/91 (17 att.)
126	Herschel Walker @ T.B., 12/8/91 (16 att.)
125	Herschel Walker @ Atl., 9/8/91 (25 att.)
125	Robert Smith vs. Phil., 9/28/97 (22 att.)
125	Artose Pinner @ Det., 12/10/06 (29 att.)
124	Tommy Mason vs. Pitt., 10/18/64 (18 att.)
124	Oscar Reed vs. Det., 11/17/72 (23 att.)
123	Raymond Hayes vs. LA Rams, 12/3/61 (18 att.)
123	Chester Taylor vs. Det., 10/8/06 (26 att.)
123	Adrian Peterson vs. T.B., 10/25/12 (15 att.)
122	Chuck Foreman @ N.O., 9/3/78 (18 att.)
122	Darin Nelson vs. Det., 11/3/85 (25 att.)
122	Robert Smith @ G.B., 11/9/00 (24 att.)
122	Mewelde Moore @ G.B., 11/21/05 (22 att.)
122	Adrian Peterson vs. Ari., 10/9/11 (29 att.)
121	Mel Triplett @ Chi., 12/17/61 (15 att.)
121	Adrian Peterson @ Chi., 10/19/08 (22 att.)
120	Alfred Anderson @ Det., 9/23/84 (19 att.)
120	Robert Smith vs. Car., 10/12/97 (23 att.)
120	Michael Bennett @ G.B., 12/8/02 (19 att.)
120	Adrian Peterson vs. T.B., 9/18/11 (25 att.)
119	Darin Nelson vs. G.B., 11/13/83 (16 att.)
119	Dave Osborn @ Chi., 12/18/66 (19 att.)
119	Darin Nelson vs. Cle., 10/26/86 (22 att.)
119	Darin Nelson @ Dal., 11/26/87 (16 att.)
119	Robert Smith @ K.C., 12/12/99 (21 att.)
118	Adrian Peterson @ Phi., 12/26/10 (22 att.)

117	Bill Brown vs. Ci., 10/16/65 (15 att.)
117	Chuck Foreman @ N.O., 11/16/75 (24 att.)
117	Robert Smith vs. Ari., 11/20/00 (20 att.)
116	Chuck Foreman vs. Chi., 9/23/73 (16 att.)
116	Adrian Peterson vs. Det., 12/2/07 (15 att.)
115	Bill Brown @ Dal., 9/25/66 (20 att.)
115	Dave Osborn vs. NYG, 11/5/67 (16 att.)
115	Robert Smith vs. Det., 10/31/93 (23 att.)
115	Robert Smith @ Pitt., 9/24/95 (15 att.)
115	Scottie Graham @ Cinn., 12/24/95 (25 att.)
115	Robert Smith vs. Det., 11/30/00 (17 att.)
114	Chuck Foreman @ Det., 10/17/73 (16 att.)
114	Michael Bennett @ T.B., 11/3/02 (10 att.)
113	Ted Brown @ Chi., 9/21/80 (22 att.)
113	Terry Allen vs. Mia., 9/25/94 (15 att.)
113	Terry Allen @ T.B., 10/30/94 (17 att.)
113	Robert Smith vs. Det., 9/1/96 (22 att.)
113	Michael Bennett vs. Tenn., 12/9/01 (16 att.)
113	Chester Taylor vs. Car., 9/17/06 (24 att.)
112	Adrian Peterson vs. G.B., 9/30/07 (12 att.)
111	Robert Smith vs. Det., 9/10/95 (20 att.)
111	Adrian Peterson vs. Det., 10/12/08 (25 att.)
109	Bill Brown vs. Chi., 9/29/68 (12 att.)
109	Ted Brown @ G.B., 9/27/81 (21 att.)
109	Robert Smith vs. Chi., 9/3/00 (14 att.)
109	Mewelde Moore @ N.O., 10/17/04 (15 att.)
109	Joe Gerhart at Was., 12/24/11 (11 att.)
109	Tommy Mason at Det., 12/11/11 (7 att.)
108	Ted Brown @ Atl., 11/23/81 (16 att.)
108	Leroy Hoard vs. Oak., 11/7/96 (20 att.)
108	Moe Williams vs. Car., 9/14/03 (21 att.)
108	Adrian Peterson @ Chi., 11/25/12 (18 att.)
107	Chuck Foreman vs. Det., 10/19/75 (22 att.)
107	Robert Smith vs. Chi., 10/10/99 (12 att.)
107	Adrian Peterson vs. Buf., 12/5/10 (16 att.)
106	Bill Brown @ Balt., 11/16/64 (14 att.)
106	Dave Osborn @ Chi., 10/12/69 (15 att.)
106	Michael Bennett vs. Chi., 10/27/02 (29 att.)
106	Michael Bennett vs. Det., 11/6/05 (18 att.)
106	Alfred Anderson @ Phi., 9/9/84 (20 att.)
105	Leroy Hoard vs. S.F., 10/24/97 (17 att.)
105	Adrian Peterson @ Det., 12/7/08 (22 att.)
104	Tony Galbreath @ Chi., 10/9/83 (16 att.)
104	Robert Smith vs. S.D., 11/28/99 (20 att.)
104	Michael Bennett @ G.B., 12/30/01 (25 att.)
103	Bill Brown vs. Balt., 9/13/64 (20 att.)
103	Bill Brown @ NYG, 12/6/64 (18 att.)
103	Dave Osborn @ Atl., 11/20/67 (19 att.)
103	Darin Nelson vs. T.B., 11/5/87 (17 att.)
103	Herschel Walker vs. Den., 9/29/91 (12 att.)
103	Robert Smith vs. Wash., 10/18/98 (24 att.)
103	Robert Smith vs. Car., 11/9/00 (23 att.)
103	Michael Bennett vs. Sea., 12/7/03 (25 att.)
103	Adrian Peterson vs. Ari., 9/9/07 (19 att.)
103	Adrian Peterson @ G.B., 9/8/08 (19 att.)
103	Adrian Peterson vs. NYG, 12/28/08 (21 att.)
102	Chuck Foreman @ Chi., 10/27/75 (26 att.)
102	Chuck Foreman vs. Atl., 11/9/75 (26 att.)
102	Robert Smith vs. Car., 10/6/96 (27 att.)
102	Moe Williams vs. Buf., 9/15/02 (17 att.)
102	Adrian Peterson @ K.C., 9/23/07 (25 att.)
102	Adrian Peterson @ Det., 9/30/12 (21 att.)
101	Tommy Mason @ G.B., 12/5/65 (21 att.)
101	Clinton Jones vs. Atl., 9/14/68 (17 att.)
101	Bill Brown vs. Det., 11/1/73 (19 att.)
101	Chuck Foreman @ G.B., 11/22/77 (26 att.)
101	Chuck Foreman @ Dal., 10/26/78 (22 att.)
101	Leroy Hoard vs. T.B., 12/15/96 (20 att.)
101	Robert Smith vs. Det., 12/14/97 (20 att.)
101	Mewelde Moore vs. N.O., 9/25/05 (23 att.)
101	Robert Smith vs. Jax., 12/0/98 (19 att.)
101	Chester Taylor @ S.F., 12/9/07 (8 att.)
100	Chuck Foreman vs. G.B., 12/8/73 (19 att.)
100	Chuck Foreman vs. Sea., 11/14/76 (17 att.)
100	Ted Brown vs. Dal., 1/13/83 (29 att.)
100	Terry Allen vs. G.B., 12/27/92 (20 att.)

Career 100-Yard Rushing Games

No.	Player	W-L
37...	Adrian Peterson.....	24-13
29...	Robert Smith.....	22-7
17...	Chuck Foreman.....	16-1
9...	Michael Bennett.....	5-4
8...	Bill Brown.....	4-4
7...	Terry Allen.....	7-0
6...	Tommy Mason.....	2-4
6...	Dave Osborn.....	3-3
6...	Ted Brown.....	5-1
6...	Darin Nelson.....	3-3
6...	Chester Taylor.....	6-0
4...	Herschel Walker.....	3-1
4...	Mewelde Moore.....	4-0

3...	Scottie Graham.....	2-1
3...	Leroy Hoard.....	3-0
2...	Clinton Jones.....	2-0
2...	Alfred Anderson.....	1-2
2...	Moe Williams.....	1-1
2...	Onterio Smith.....	1-1
1...	Ray Hayes.....	1-0
1...	Mel Triplett.....	0-1
1...	Oscar Reed.....	1-0
1...	Tony Galbreath.....	1-0
1...	Artose Pinner.....	1-0
1...	Toby Gerhart.....	1-0
1...	Joe Webb.....	0-1

PASSING

490	Tommy Kramer @ Wash., 11/2/86 (20 of 35)
456	Tommy Kramer vs. Cleve., 12/14/80 (38 of 49)
443	Joe Kapp vs. Balt., 9/28/69 (28 of 43)
446	Brett Favre vs. Ari., 11/7/10 (36 of 47)
444	Tommy Kramer @ S.F., 10/11/81 (27 of 43)
442	Randall Cunningham vs. G.B., 10/5/98 (20 of 32)
437	Tommy Kramer vs. Chi., 9/19/85 (28 of 55)
425	Daunte Culpepper @ N.O., 10/17/04 (26 of 37)
420	Warren Moon vs. N.O., 11/6/94 (31 of 54)
407	Frank Tarkenton @ S.F., 10/24/65 (25 of 47)
404	Daunte Culpepper @ Det., 12/19/04 (25 of 35)
400	Warren Moon vs. NY Jets., 11/20/94 (33 of 50)
396	Daunte Culpepper @ Oak., 11/16/03 (27 of 49)
396	Daunte Culpepper @ Hou., 10/10/04 (36 of 50)
395	Tommy Kramer vs. Atl., 9/7/80 (30 of 42)
392	Brett Favre vs. Ari., 11/29/09 (32 of 48)
391	Wade Wilson vs. Det., 11/6/88 (28 of 35)
386	Tommy Kramer @ T.B., 10/7/84 (27 of 47)
384	Warren Moon @ Det., 11/23/95 (30 of 47)
384	Tommy Kramer vs. G.B., 11/29/81 (38 of 55)
381	Christian Ponder vs. Den., 12/4/11 (28 of 47)
374	Wade Wilson @ T.B., 12/16/90 (24 of 34)
374	Jeff George @ Chi., 11/14/99 (25 of 44)
370	Daunte Culpepper @ S.D., 11/9/03 (32 of 44)
366	Sean Salisbury @ Den., 11/4/93 (37 of 54)
364	Randall Cunningham vs. Oak., 9/19/99 (29 of 39)
363	Jeff George vs. S.D., 11/28/99 (28 of 43)
363	Daunte Culpepper @ G.B., 11/14/04 (27 of 44)
361	Steve Dils @ T.B., 9/5/81 (37 of 62)
361	Wade Wilson vs. N.O., 12/21/86 (24 of 39)
360	Daunte Culpepper vs. Chi., 9/26/04 (19 of 30)
359	Randall Cunningham @ Dal., 11/26/98 (17 of 35)
357	Daunte Culpepper vs. Car., 11/19/00 (22 of 29)
355	Warren Moon @ Ari., 10/2/94 (23 of 37)
355	Daunte Culpepper vs. Mia., 9/10/00 (24 of 37)
352	Christian Ponder @ Was., 10/14/12 (35 of 52)
349	Warren Moon @ N.E., 11/19/94 (26 of 42)
349	Randall Cunningham vs. Chi., 12/6/98 (21 of 31)
348	Todd Bouman vs. Tenn., 12/9/91 (21 of 31)
347	Frank Tarkenton @ Wash., 11/30/75 (27 of 37)
347	Frank Tarkenton vs. Det., 11/17/76 (17 of 25)
345	Sean Salisbury vs. S.D., 11/7/93 (29 of 44)
345	Randall Cunningham @ Balt., 12/13/98 (32 of 55)
344	Brett Favre vs. Det., 11/15/09 (20 of 29)
343	Tommy Kramer @ St.L., 10/25/81 (25 of 55)
343	Daunte Culpepper @ Phi., 9/20/04 (37 of 47)
342	Tommy Kramer vs. Chi., 11/28/82 (26 of 35)
342	Warren Moon @ Ari., 11/12/95 (24 of 43)
339	Wade Wilson vs. T.B., 9/14/97 (29 of 40)
338	Warren Moon vs. N.O., 11/19/95 (25 of 32)
335	Wade Wilson @ T.B., 11/23/88 (22 of 30)
335	Daunte Culpepper vs. G.B., 12/8/10/00 (23 of 38)
334	Brad Johnson vs. T.B., 9/14/97 (29 of 40)
334	Brett Favre @ Pitt., 10/25/09 (34 of 51)
333	Tommy Kramer vs. Det., 9/20/81 (25 of 42)
332	Warren Moon @ T.B., 10/15/95 (33 of 48)
332	Daunte Culpepper @ N.O., 10/7/01 (23 of 34)
330	Tommy Kramer @ Atl., 11/23/81 (24 of 47)
330	Daunte Culpepper @ St.L., 11/30/03 (33 of 47)
328	Tommy Kramer vs. NYJ., 12/26/82 (32 of 56)
327	Frank Tarkenton vs. LA Rams, 10/16/66 (21 of 31)
326	Warren Moon vs. Mia., 9/25/94 (26 of 37)
324	Tommy Kramer vs. T.B., 11/16/80 (24 of 37)
322	Tommy Kramer @ S.F., 10/12/86 (26 of 41)
322	Daunte Culpepper vs. T.B., 9/30/01 (26 of 44)
321	Tommy Kramer vs. Phi., 12/22/85 (26 of 36)
321	Brett Favre @ Chi., 12/28/09 (26 of 40)
317	Frank Tarkenton vs. LA Rams, 11/19/72 (14 of 28)
318	Rich Gannon @ Cinn., 9/27/92 (25 of 32)
317	Frank Tarkenton vs. N.O., 12/1/74 (20 of 29)
317	Rich Gannon @ N.E., 10/20/91 (35 of 63)
316	Frank Tarkenton @ Oak., 12/17/78 (23 of 38)
316	Brad Johnson vs. N.D., 11/8/98 (28 of 38)
315	Brett Favre vs. NYG., 11/13/10 (25 of 31)
315	Tommy Kramer @ Atl., 12/15/85 (22 of 43)
314	Steve Dils @ St.L., 10/30/83 (27 of 38)

313	Daunte Culpepper @ T.B., 10/29/00 (29 of 53)
312	Brad Johnson @ NYJ, 11/23/97 (24 of 35)
312	Daunte Culpepper @ N.O., 12/15/02 (26 of 36)
312	Daunte Culpepper @ Det., 12/29/02 (21 of 29)
311	Fran Tarkenton vs. Chi., 9/20/64 (22 of 34)
311	Tommy Kramer vs. S.D., 10/26/85 (31 of 46)
309	Tommy Kramer vs. T.B., 12/8/85 (21 of 36)
309	Wade Wilson @ G.B., 11/26/89 (23 of 38)
309	Randall Cunningham vs. Chi., 10/10/99 (25 of 47)
308	Tommy Kramer @ N.E., 12/16/79 (35 of 61)
307	Frank Tarkenton @ N.O., 11/16/75 (25 of 39)
306	Warren Moon vs. Chi., 12/19/84 (27 of 48)
303	Steve Dilts vs. G.B., 11/13/83 (21 of 37)
303	Wade Wilson vs. Cinn., 12/25/89 (19 of 35)
302	Daunte Culpepper vs. Ariz., 11/12/00 (25 of 32)
301	Brett Favre vs. S.F., 9/27/09 (24 of 46)
300	Daunte Culpepper vs. N.O., 9/25/05 (21 of 29)

Career 300-Yard Passing Games

N.O. Player	W-L
19...Tommy Kramer	9-10
19...Daunte Culpepper	11-8
10...Warren Moon	5-5
9...Fran Tarkenton	6-3
7...Brett Favre	5-2
7...Wade Wilson	5-2
6...Randall Cunningham	4-2
3...Steve Dilts	0-3
3...Brad Johnson	1-2
2...Rich Gannon	1-1
2...Sean Salisbury	1-1
2...Jeff George	2-0
2...Christian Ponder	0-2
1...Joe Kapp	1-0
1...Todd Bouman	1-0

RECEIVING

210	Sammy White vs. Det., 11/7/76 (7 rec.)
204	Randy Moss @ Chi., 11/14/99 (12 rec.)
202	Paul Flatley vs. S.D., 10/24/65 (7 rec.)
201	Sidney Rice vs. Det., 11/15/09 (7 rec.)
190	Randy Moss @ G.B., 10/5/98 (5 rec.)
188	Anthony Carter vs. Det., 11/6/88 (8 rec.)
184	Anthony Carter @ Dal., 11/26/87 (8 rec.)
179	Steve Jordan @ Wash., 11/28/86 (6 rec.)
177	Sammy White vs. Chi., 11/28/82 (8 rec.)
176	Sidney Rice vs. Bal., 10/18/09 (6 rec.)
174	Paul Flatley vs. Det., 11/24/63 (6 rec.)
172	Gene Washington vs. Bal., 9/28/69 (6 rec.)
172	Randy Moss vs. S.F., 9/28/03 (8 rec.)
171	Randy Moss vs. NYG, 11/19/01 (10 rec.)
168	Cris Carter vs. Mia., 9/10/00 (9 rec.)
168	Randy Moss @ Det., 10/10/04 (7 rec.)
167	Cris Carter @ Ari., 10/21/94 (14 rec.)
164	Anthony Carter vs. S.D., 11/7/93 (10 rec.)
163	Randy Moss @ Dal., 11/26/98 (10 rec.)
162	Hassan Jones @ T.B., 12/16/90 (7 rec.)
160	Ahmad Rashad vs. Atl., 9/7/80 (11 rec.)
160	Randy Moss @ St. L., 11/30/03 (10 rec.)
159	Leo Lewis @ Wash., 11/28/86 (3 rec.)
158	Randy Moss vs. Tenn., 12/9/01 (7 rec.)
157	Cris Carter @ Ari., 11/12/95 (12 rec.)
157	Jake Reed vs. N.O., 11/6/94 (9 rec.)
156	Paul Flatley vs. Balt., 11/17/63 (7 rec.)
156	Percy Harvin vs. Det., 12/14/11 (8 rec.)
155	Randy Moss vs. Det., 1/20/01 (5 rec.)
153	Jake Reed vs. Chi., 10/28/96 (11 rec.)
153	Randy Moss vs. G.B., 11/22/98 (8 rec.)
152	Gene Washington @ NYG, 9/21/69 (7 rec.)
152	Ahmad Rashad vs. S.F., 9/27/79 (9 rec.)
151	Ahmad Rashad @ Atl., 11/23/81 (6 rec.)
151	Cris Carter @ Phil., 10/15/90 (9 rec.)
151	Cris Carter vs. N.O., 11/6/94 (12 rec.)
151	Randy Moss vs. Den., 10/19/03 (10 rec.)
150	Jake Reed @ NY Jets, 11/27/97 (8 rec.)
150	Randy Moss @ G.B., 9/3/93 (9 rec.)
150	Marcus Robinson @ Hou., 10/10/04 (9 rec.)
149	Jake Reed @ Det., 11/23/95 (10 rec.)
148	Jake Reed @ Atl., 9/8/96 (6 rec.)
148	Koren Robinson @ Det., 12/4/05 (4 rec.)
146	Anthony Carter vs. Det., 11/4/90 (5 rec.)
144	Anthony Carter @ Atl., 12/15/85 (7 rec.)
144	James Brim vs. G.B., 10/4/87 (6 rec.)
144	Cris Carter @ Den., 10/31/89 (6 rec.)
144	Randy Moss @ Dal., 11/23/00 (7 rec.)
144	Randy Moss @ Pitt., 12/2/01 (8 rec.)
144	Randy Moss @ Det., 12/16/01 (7 rec.)
142	Jim Phillips vs. LA, 10/16/66 (6 rec.)
142	Ahmad Rashad vs. Cle., 12/14/80 (9 rec.)
142	Sammy White @ Buff., 9/16/82 (9 rec.)
142	Qadry Ismail vs. N.O., 11/19/95 (5 rec.)

142	Cris Carter @ Sea., 11/10/96 (7 rec.)
141	Anthony Carter @ G.B., 10/28/90 (9 rec.)
141	Cris Carter @ Chi., 11/14/99 (9 rec.)
141	Nate Burleson @ G.B., 11/14/04 (11 rec.)
140	Ted Brown vs. Det., 11/9/80 (9 rec.)
140	Sammy White vs. Oak., 9/14/81 (7 rec.)
140	Hassan Jones vs. Pitt., 9/21/86 (6 rec.)
139	John Gilliam vs. Chi., 11/25/73 (5 rec.)
139	John Gilliam @ N.O., 11/16/75 (6 rec.)
139	Sammy White vs. LA Rams, 9/19/76 (9 rec.)
139	Ahmad Rashad @ Det., 12/18/77 (8 rec.)
138	Cris Carter vs. Car., 11/19/00 (8 rec.)
137	Ray Poage vs. S.F., 9/29/63 (4 rec.)
137	John Henderson @ Bos., 12/13/70 (8 rec.)
137	Darrin Nelson vs. G.B., 11/13/83 (7 rec.)
137	Cris Carter vs. N.O., 11/19/95 (12 rec.)
136	Jim Lash vs. G.B., 11/17/74 (6 rec.)
136	Ahmad Rashad vs. G.B., 9/23/79 (9 rec.)
136	Cris Carter vs. T.B., 12/3/95 (6 rec.)
136	Cris Carter vs. S.D., 11/28/99 (11 rec.)
136	Randy Moss vs. G.B., 12/17/00 (4 rec.)
136	Visanthe Shiancoe vs. Atl., 12/21/08 (7 rec.)
136	Sidney Rice @ Pit., 10/25/09 (10 rec.)
135	Cris Carter @ Dall., 11/26/98 (7 rec.)
134	Rickey Young @ N.O., 9/3/78 (12 rec.)
134	Cris Carter @ Den., 11/14/93 (6 rec.)
134	Jake Reed @ Oak., 11/7/96 (4 rec.)
134	Jake Reed vs. Phil., 9/28/97 (6 rec.)
134	Randy Moss vs. Atl., 12/17/02 (9 rec.)
134	Nate Burleson @ N.O., 10/17/04 (6 rec.)
134	Nate Burleson @ Det., 12/19/04 (5 rec.)
133	Paul Flatley vs. G.B., 11/21/65 (6 rec.)
133	Gene Washington @ Chi., 10/27/68 (6 rec.)
133	Randy Moss vs. Sea., 12/7/03 (8 rec.)
133	Percy Harvin @ Was., 10/14/12 (11 rec.)
132	Mike Jones @ LA Raiders, 10/14/84 (5 rec.)
132	Anthony Carter vs. Phil., 12/22/85 (6 rec.)
132	Hassan Jones @ Dall., 11/13/88 (3 rec.)
131	Chuck Foreman @ Dall., 10/6/74 (5 rec.)
131	Sammy White vs. Dall., 10/7/79 (7 rec.)
131	Jake Reed vs. T.B., 9/14/97 (6 rec.)
131	Randy Moss vs. G.B., 12/20/99 (5 rec.)
131	Cris Carter @ NYG, 12/26/99 (5 rec.)
131	Bernard Berrian vs. Det., 10/12/08 (5 rec.)
130	Charley Ferguson @ Chi., 11/11/62 (3 rec.)
130	Leo Lewis vs. Wash., 11/29/84 (7 rec.)
130	Randy Moss @ G.B., 11/6/00 (6 rec.)
129	John Henderson @ Atl., 12/20/70 (7 rec.)
129	John Gilliam vs. Det., 11/11/73 (5 rec.)
129	Jake Reed vs. G.B., 9/22/96 (7 rec.)
128	Bill Brown @ Chi., 12/13/64 (3 rec.)
127	Cris Carter vs. LA Raiders, 12/22/90 (8 rec.)
127	Jake Reed vs. Mia., 9/25/94 (9 rec.)
127	Randy Moss vs. S.D., 11/28/99 (9 rec.)
126	Bob Grim @ Det., 9/20/71 (7 rec.)
126	Moe Williams @ S.D., 11/9/03 (11 rec.)
126	Percy Harvin vs. Ari., 11/17/10 (9 rec.)
126	Randy Moss @ Det., 10/17/99 (10 rec.)
125	Randy Moss vs. NYG, 10/26/03 (7 rec.)
124	Anthony Carter @ Phil., 12/1/85 (5 rec.)
124	Cris Carter @ Cinn., 9/27/92 (11 rec.)
124	Cris Carter vs. Chi., 12/11/94 (9 rec.)
124	Cris Carter vs. Cle., 12/9/95 (8 rec.)
123	Gordon Smith @ S.F., 11/26/61 (3 rec.)
123	Anthony Carter @ T.B., 10/23/88 (6 rec.)
123	Anthony Carter vs. Hou., 9/10/89 (7 rec.)
122	Gene Washington @ Chi., 10/11/70 (8 rec.)
122	Randy Moss vs. Chi., 10/10/99 (8 rec.)
122	Bernard Berrian vs. Chi., 11/30/08 (4 rec.)
121	Ahmad Rashad vs. S.F., 12/4/77 (7 rec.)
121	Jake Reed vs. NYJ, 11/20/94 (5 rec.)
121	Cris Carter @ Buff., 8/31/97 (8 rec.)
120	Sammy White @ Mia., 12/11/76 (9 rec.)
120	Sammy White vs. T.B., 11/6/80 (6 rec.)
120	Terry LeCount @ S.D., 10/11/81 (6 rec.)
120	Sammy White @ St. L. Cards, 10/25/81 (7 rec.)
120	Randy Moss vs. T.B., 10/3/99 (4 rec.)
120	Randy Moss @ S.D., 11/9/03 (11 rec.)
119	Tommy Mason vs. LA Rams, 11/25/62 (5 rec.)
119	Gene Washington vs. Cle., 11/9/69 (7 rec.)
119	Jake Reed @ G.B., 9/21/97 (9 rec.)
119	Cris Carter @ G.B., 10/5/98 (8 rec.)
119	Cris Carter vs. Ariz., 11/12/00 (11 rec.)
119	Randy Moss vs. Chi., 10/27/02 (9 rec.)
119	Randy Moss vs. Chi., 9/26/04 (7 rec.)
118	Hugh McClenny vs. G.B., 10/14/62 (5 rec.)
118	Paul Flatley vs. Chi., 10/2/66 (5 rec.)
118	Sam McCullum @ K.C., 12/14/74 (6 rec.)
118	Chuck Foreman vs. NYG, 10/17/76 (8 rec.)
118	Anthony Carter vs. Cinn., 12/25/89 (7 rec.)
118	Cris Carter vs. Pho. Cards, 10/13/91 (6 rec.)
118	Jake Reed @ Chi., 9/17/97 (12 rec.)

118	Randy Moss vs. T.B., 10/9/00 (5 rec.)
117	John Gilliam vs. N.E., 10/27/74 (5 rec.)
117	Ahmad Rashad vs. L.A., 10/28/79 (7 rec.)
117	Anthony Carter @ N.E. Rams, 9/20/87 (4 rec.)
117	Jake Reed @ T.B., 11/1/98 (6 rec.)
117	Qadry Ismail @ NYG, 10/10/94 (9 rec.)
116	Bill Brown @ LA Rams, 11/19/72 (5 rec.)
116	John Gilliam vs. Phil., 10/26/82 (6 rec.)
116	Rickey Young @ N.E., 12/16/79 (15 rec.)
116	Cris Carter vs. N.E., 11/2/97 (8 rec.)
116	Cris Carter vs. Dall., 11/8/99 (9 rec.)
115	Ahmad Rashad @ Oak., 12/17/78 (5 rec.)
115	Ted Brown vs. Det., 9/20/81 (9 rec.)
115	Joe Senner vs. NYJ, 12/26/82 (10 rec.)
115	Cris Carter @ Hou. Oilers, 10/8/95 (12 rec.)
115	Cris Carter @ T.B., 10/29/00 (7 rec.)
115	Randy Moss vs. G.B., 11/17/02 (6 rec.)
115	Kelly Campbell @ Oak., 11/16/03 (4 rec.)
115	Percy Harvin vs. Chi., 11/12 (10 rec.)
114	Cris Carter @ N.E., 10/20/91 (10 rec.)
113	Tommy Mason vs. Phil., 10/28/62 (4 rec.)
113	Anthony Carter vs. Phil., 9/25/88 (6 rec.)
113	Cris Carter @ Wash., 12/31/93 (7 rec.)
113	Randy Moss @ N.O., 12/15/02 (11 rec.)
112	Jerry Reichow vs. LA Rams, 12/3/61 (6 rec.)
112	Jim Lash vs. N.O., 12/1/74 (3 rec.)
112	Sammy White @ Chi., 12/6/81 (8 rec.)
112	Steve Jordan vs. G.B., 9/28/86 (6 rec.)
112	Cris Carter vs. G.B., 12/21/91 (7 rec.)
112	Sidney Rice vs. NYG., 11/15/09 (7 rec.)
111	John Gilliam vs. N.O., 11/5/72 (4 rec.)
111	John Gilliam vs. Chi., 12/3/72 (5 rec.)
111	Anthony Carter @ Det., 11/9/86 (5 rec.)
111	Cris Carter vs. Det., 11/24/91 (7 rec.)
111	Anthony Carter @ Den., 11/14/93 (4 rec.)
111	Cris Carter @ Buff., 12/11/94 (9 rec.)
111	Jake Reed @ Cinn., 12/24/95 (5 rec.)
111	Cris Carter @ Chi., 10/15/00 (7 rec.)
111	Cris Carter vs. Det., 10/14/01 (8 rec.)
111	Randy Moss vs. Buff., 9/15/02 (11 rec.)
111	Randy Moss vs. K.C., 12/20/03 (7 rec.)
111	Michael Jenkins vs. G.B., 10/23/11 (3 rec.)
110	Tony Galbreath vs. T.B., 11/6/83 (11 rec.)
110	Mike Jones @ T.B., 10/7/84 (6 rec.)
110	Terry Allen @ LA Rams, 11/29/92 (10 rec.)
110	Randy Moss vs. Buff., 10/22/00 (5 rec.)
110	Randy Moss vs. Mia., 12/21/02 (7 rec.)
110	Nate Burleson vs. G.B., 12/24/04 (2 rec.)
110	Bernard Berrian @ N.O., 10/6/08 (6 rec.)
109	Bill Brown vs. St. L., 10/8/67 (3 rec.)
109	John Gilliam @ Det., 9/24/72 (4 rec.)
109	John Gilliam vs. N.O., 12/1/74 (5 rec.)
109	Ahmad Rashad vs. Chi., 10/10/76 (7 rec.)
109	Ted Brown @ S.D., 10/11/81 (5 rec.)
109	Anthony Carter vs. Det., 10/15/92 (5 rec.)
109	Cris Carter vs. Wash., 10/18/98 (5 rec.)
109	Randy Moss @ Det., 12/29/02 (6 rec.)
108	Jake Reed @ G.B., 9/26/99 (6 rec.)
108	Percy Harvin vs. Ten., 10/7/12 (8 rec.)
107	Paul Flatley @ G.B., 10/10/63 (3 rec.)
107	John Gilliam @ S.F., 10/14/73 (7 rec.)
107	Ahmad Rashad vs. Phil., 12/3/78 (9 rec.)
107	Terry LeCount vs. S.F., 9/8/83 (5 rec.)
107	Sammy White vs. Dall., 10/2/83 (3 rec.)
107	Jake Reed vs. Dall., 9/17/95 (7 rec.)
107	Cris Carter @ Chi., 9/17/97 (9 rec.)
107	Cris Carter @ Buff., 10/22/00 (7 rec.)
106	Charley Ferguson @ Pitt., 11/3/62 (4 rec.)
106	Jay Poage vs. G.B., 10/13/63 (3 rec.)
106	John Gilliam @ G.B., 10/29/72 (5 rec.)
106	Chuck Foreman @ N.O., 9/12/76 (7 rec.)
106	Hassan Jones vs. G.B., 9/28/86 (6 rec.)
106	Anthony Carter vs. Chi., 12/6/87 (3 rec.)
106	Anthony Carter @ T.B., 12/16/90 (8 rec.)
106	Cris Carter @ G.B., 12/19/93 (6 rec.)
106	Randy Moss vs. Chi., 12/6/98 (8 rec.)
106	Randy Moss vs. Car., 11/19/00 (5 rec.)
106	Paul Flatley vs. LA Rams, 11/7/65 (5 rec.)
105	John Gilliam @ LA Rams, 11/19/72 (4 rec.)
105	Chuck Foreman vs. NYJ, 10/12/75 (9 rec.)
105	Cris Carter @ NYJ, 11/23/97 (5 rec.)
105	Sidney Rice vs. Buff., 12/5/10 (6 rec.)
104	Sammy White vs. Det., 10/9/77 (4 rec.)
104	Mike Jones vs. T.B., 12/8/85 (4 rec.)
104	Anthony Carter @ T.B., 11/21/93 (9 rec.)
104	Randy Moss vs. Ariz., 11/12/00 (7 rec.)
104	Onterio Smith vs. Chi., 9/26/04 (6 rec.)
104	Randy Moss vs. Seattle, 12/12/04 (4 rec.)
104	Bernard Berrian vs. Hou., 11/1/08 (2 rec.)
104	Percy Harvin @ N.E., 10/2/08 (6 rec.)
104	Jerry Harvin @ Ind., 9/16/12 (12 rec.)
103	Jerry Reichow vs. Chi., 9/17/61 (3 rec.)

103	Tom Hall @ G.B., 10/4/64 (7 rec.)
103	Ahmad Rashad @ S.F., 11/19/76 (6 rec.)
103	Anthony Carter @ G.B., 11/26/89 (6 rec.)
103	Hassan Jones vs. N.O., 9/16/90 (4 rec.)
102	John Gilliam vs. Hou., 10/13/74 (2 rec.)
102	Ahmad Rashad @ LA Rams, 12/2/79 (6 rec.)
102	Anthony Carter vs. Chi., 9/19/85 (4 rec.)
102	Anthony Carter @ Det., 11/17/85 (6 rec.)
102	Randy Moss @ Det., 12/19/04 (4 rec.)
102	Troy Williamson vs. Car., 9/17/06 (6 rec.)
101	Gene Washington @ Bos., 12/13/70 (7 rec.)
101	Bob Crim @ G.B., 10/17/71 (7 rec.)
101	Joe Senser vs. T.B., 11/8/81 (8 rec.)
101	Leo Lewis @ Det., 9/23/84 (5 rec.)
101	Hassan Jones vs. T.B., 9/30/90 (5 rec.)
101	Adrian Cooper vs. NVJ, 11/20/94 (7 rec.)
101	Qadry Ismail vs. T.B., 11/27/94 (6 rec.)
101	Percy Harvin vs. Chi., 11/29/09 (6 rec.)
100	Sammy White @ Det., 9/30/79 (6 rec.)
100	Joe Senser @ S.D., 10/11/81 (7 rec.)
100	Joe Senser @ St L Cards, 12/12/86 (5 rec.)
100	Hassan Jones vs. N.O., 12/21/86 (5 rec.)
100	Cris Carter vs. NVJ, 11/20/94 (9 rec.)
100	Jake Reed vs. Oak., 9/19/99 (5 rec.)
100	Percy Harvin @ Phi., 12/26/10 (7 rec.)

Career 100-Yard Receiving Games

No.	Player	W-L
41	...Randy Moss	29-12
40	...Cris Carter	30-10
22	...Anthony Carter	12-10
18	...Jake Reed	7-11
13	...John Gilliam	12-1
13	...Sammy White	6-6-1
13	...Ahmad Rashad	8-5
9	...Percy Harvin	5-4
7	...Paul Flatley	3-4
7	...Hassan Jones	5-2
6	...Gene Washington	4-2
5	...Sidney Rice	4-1
4	...Bernard Berrian	4-0
4	...Chuck Foreman	4-0
4	...Joe Senser	2-2
4	...Nate Burleson	2-2
3	...Qadry Ismail	2-1
3	...Bill Brown	2-1
3	...Ted Brown	3-0
3	...Leo Lewis	1-2
3	...Mike Jones	2-1
2	...Jerry Reichow	2-0
2	...Tommy Mason	1-1
2	...Charley Ferguson	0-2
2	...Ray Poage	1-1

2	...John Henderson	2-0
2	...Bob Crim	2-0
2	...Jim Lash	2-0
2	...Cordell Young	0-2
2	...Terry LeCount	1-1
2	...Steve Jordan	1-1
1	...Cordie Smith	0-1
1	...Hugh McElhenny	0-1
1	...Tom Hall	1-0
1	...Jim Phillips	1-0
1	...Sam McCullum	1-0
1	...Troy Allen	1-0
1	...Troy Galbreath	0-1
1	...Darren Nelson	0-1
1	...James Brim	0-1
1	...Adrian Cooper	0-1
1	...Moe Williams	0-1
1	...Kelly Campbell	0-1
1	...Marcus Robinson	1-0
1	...Onterrio Smith	1-0
1	...Koren Robinson	1-0
1	...Troy Williamson	1-0
1	...Visanthe Shiancoe	0-1
1	...Michael Jenkins	0-1

BOLD indicates current Vikings players

VIKINGS ALL-TIME SCORING

PLAYER	YRS	TDR	TDP	TDRt	FGM/FGA (type of return)	1PT	2PT	SAF	POINTS
Fred Cox, K, 1963-77	15	0	0	0	282/455	519/539	0	0	1,365
Cris Carter, WR, 1990-2001	12	0	110	0	-/-	-/-	5	0	670
Ryan Longwell, K, 2006-11	6	0	0	0	135/157	228/233	0	0	633
Fuad Revez, K, 1990-95	6	0	0	0	133/171	199/201	0	0	598
Randy Moss, WR, 1998-2004, '10	8	0	92	1	(1 PR)	-/-	3	0	564
Gary Anderson, K, 1998-2002	5	0	0	0	109/129	215/217	0	0	542
Adrian Peterson, RB, 2007-12	6	76	4	0	-/-	-/-	1	0	482
Bill Brown, RB, 1962-74	13	52	23	1	(1 KO)	-/-	0	0	456
Chuck Foreman, RB, 1973-79	7	52	23	0	-/-	-/-	0	0	450
Rick Danmeier, K, 1978-83	6	0	0	0	70/106	154/167	0	0	364
Anthony Carter, WR, 1985-93	9	2	52	0	-/-	-/-	0	0	324
Ted Brown, RB, 1979-86	8	40	13	0	-/-	-/-	0	0	318
Sammy White, WR, 1976-86	11	0	50	0	-/-	-/-	0	0	300
Chuck Nelson, K, 1986-88	3	0	0	0	55/77	128/133	0	0	293
Tommy Mason, RB, 1961-66	6	28	11	0	-/-	-/-	0	0	234
Robert Smith, RB, 1993-2000	8	32	6	0	-/-	-/-	1	0	230
Dave Osborn, RB, 1965-75	11	29	7	0	-/-	-/-	0	0	216
Ahmad Rashad, WR, 1976-82	7	0	34	0	-/-	-/-	0	0	204
Jake Reed, WR, 1991-99, 2001	10	0	33	0	-/-	-/-	1	0	200
Dawntae Culpepper, QB, 1999-2005	7	29	0	0	-/-	-/-	4	0	182
Jan Stenerud, K, 1984-85	2	0	0	0	35/49	71/74	0	0	176
Percy Harvin, WR, 2009-12	4	4	20	5	(5 KR)	-/-	1	0	176
Steve Jordan, TE, 1982-94	13	1	28	0	-/-	-/-	0	0	174
John Gilliam, WR, 1972-75	4	1	27	0	-/-	-/-	0	0	168
Alfred Anderson, RB, 1984-91	8	22	5	0	-/-	-/-	0	0	162
Leroy Hoard, RB, 1996-99	4	26	1	0	-/-	-/-	0	0	162
Terry Allen, RB, 1990-94	5	23	3	0	-/-	-/-	0	0	158
Moe Williams, RB, 1996-2000, '02-05	9	21	4	1	(1 KR)	-/-	1	0	158
Herschel Walker, RB, 1989-91	3	20	5	1	(1 KR)	-/-	0	0	156
Rickey Young, RB, 1978-83	6	10	14	0	-/-	-/-	0	0	144
Hassan Jones, WR, 1986-92	7	0	24	0	-/-	-/-	0	0	144
Visanthe Shiancoe, TE, 2007-11	5	0	24	0	-/-	-/-	0	0	144
Blair Walsh, K, 2012	1	0	0	0	(35/38)	36/36	0	0	141
Gene Washington, WR, 1967-72	6	0	23	0	-/-	-/-	0	0	138
Darinn Nelson, RB, 1982-89, 91-92	10	18	5	0	-/-	-/-	0	0	138
Fran Tarkenton, QB, 1961-66, 72-78	13	22	0	0	-/-	-/-	0	0	132
Chester Taylor, RB, 2006-09	4	18	3	0	-/-	-/-	0	0	126
Clinton Jones, RB, 1967-72	6	19	0	1	(1 KR)	-/-	0	0	120
Rich Karlis, K, 1989	1	0	0	0	31/39	27/28	0	0	120
Jerry Reichow, WR, 1961-64	4	0	19	0	-/-	-/-	0	0	114
Allen Rice, RB, 1984-90	7	13	6	0	-/-	-/-	0	0	114
Sidney Rice, WR, 2007-10	4	0	18	0	-/-	-/-	0	0	108
Stu Voigt, TE, 1970-80	11	1	17	0	-/-	-/-	0	0	108
Benny Ricardo, K, 1983-84	2	0	0	0	25/33	33/34	0	0	108
Paul Edinger, K, 2005	1	0	0	0	25/34	31/31	0	0	106
Marcus Robinson, WR, 2004-06	3	0	17	1	-/-	-/-	1	0	104
Paul Flatley, WR, 1963-67	5	0	17	0	-/-	-/-	0	0	102
Leo Lewis, WR, 1981-91	11	0	16	1	(1 PR)	-/-	0	0	102
Michael Bennett, RB, 2001-2005	5	12	5	0	-/-	-/-	0	0	102
Aaron Elling, K, 2003-04	2	0	0	0	18/25	48/48	0	0	102
Morten Andersen, K, 2004	1	0	0	0	18/22	45/45	0	0	99
Joe Senser, TE, 1979-84	6	0	16	0	-/-	-/-	0	0	96
Scott Sisson, K, 1996	1	0	0	0	22/29	30/30	0	0	96
Nate Burleson, WR, 2003-05	3	0	12	1	(1 PR)	-/-	1	0	80
Gordon Smith, TE, 1961-65	5	0	13	0	-/-	-/-	0	0	78

PLAYER	VRS	TDR	TDP	TDRt	FGM/FGA (type of return)	1PT	2PT	SAF	POINTS
John Beasley, TE, 1967-73	7	0	12	1	(1 FR)	-/-	0	0	78
Rick Fenney, RB, 1987-91	5	11	2	0	-/-	-/-	0	0	78
Kyle Rudolph, TE, 2011-12	2	0	12	0	-/-	-/-	1	0	74
Bernard Berrian, WR, 2008-11	4	0	11	1	-/-	-/-	0	0	72
Qadry Ismail, WR, 1993-96	4	0	12	0	-/-	-/-	0	0	72
Mike Mercer, K, 1961-62	2	0	0	0	9/26	39/40	0	0	66
Jim Lindsey, RB, 1966-72	7	6	4	1	(1 FR)	-/-	0	0	66
Oscar Reed, RB, 1968-74	7	8	3	0	-/-	-/-	0	0	66
Ed Marinaro, RB, 1972-75	4	4	7	0	-/-	-/-	0	0	66
Jim Christopherson, K, 1962	1	0	0	0	11/20	28/28	0	0	61
Donald Igwebulike, K, 1990	1	0	0	0	14/16	19/19	0	0	61
Brent McClanahan, RB, 1973-80	8	6	4	0	-/-	-/-	0	0	60
Eddie Murray, K, 1997	1	0	0	0	12/17	23/24	0	0	59
Oterlio Smith, RB, 2003-04	2	7	2	0	-/-	-/-	2	0	58
Bob Crim, WR, 1967-71, 76-77	7	0	9	0	-/-	-/-	0	0	54
John Henderson, WR, 1968-72	5	0	9	0	-/-	-/-	0	0	54
Tommy Kramer, QB, 1977-89	13	8	1	0	-/-	-/-	0	0	54
Wade Wilson, QB, 1981-91	11	9	0	0	-/-	-/-	0	0	54
Tony Galbreath, RB, 1981-83	3	7	2	0	-/-	-/-	0	0	54
D.J. Dozier, RB, 1987-91	5	7	2	0	-/-	-/-	0	0	54
Andrew Glover, TE, 1997-99	3	0	9	0	-/-	-/-	0	0	54
Hal Bedsole, TE, 1964-66	3	0	8	0	-/-	-/-	0	0	48
Robert Miller, RB, 1975-80	6	7	1	0	-/-	-/-	0	0	48
Kelly Campbell, WR, 2002-04	3	0	8	0	-/-	-/-	0	0	48
Hugh McElhenny, RB, 1961-62	2	3	3	1	(1 PR)	-/-	0	0	42
Tom Hall, WR, 1964-66, 68-69	5	0	7	0	-/-	-/-	0	0	42
Jim Phillips, WR, 1965-67	3	0	7	0	-/-	-/-	0	0	42
Terry LeCount, WR, 1979-83	5	0	7	0	-/-	-/-	0	0	42
Bob Bruer, TE, 1980-84	5	0	7	0	-/-	-/-	0	0	42
Scottie Graham, RB, 1993-96	4	7	0	0	-/-	-/-	0	0	42
Amp Lee, RB, 1994-96	3	2	5	0	-/-	-/-	0	0	42
Jim Kleinsasser, FB/TE, 1999-2011	13	1	6	0	-/-	-/-	0	0	42
Travis Taylor, WR, 2005-06	2	0	7	0	-/-	-/-	0	0	42
Charley Ferguson, WR, 1962	1	0	6	0	-/-	-/-	0	0	36
Ed Sharokman, S, 1962-72	11	0	0	6	(3 INT, 2 PR, 1 FR)	-/-	0	0	36
Roger Craig, RB, 1992-93	2	5	1	0	-/-	-/-	0	0	36
Mewelde Moore, RB, 2004-07	4	1	3	1	(2 PR)	-/-	0	0	36
Jermaine Wiggins, TE, 2004-06	3	0	6	0	-/-	-/-	0	0	36
Toby Gerhart, RB, 2010-12	3	3	3	0	-/-	-/-	0	0	36
Charles Evans, RB, 1993-98	6	4	1	0	7/10	10/10	1	0	32
Greg Davis, K, 1997	1	0	0	0	-/-	-/-	0	0	31
Antoine Winfield, CB, 2004-12	9	0	0	5	(2 INT, 2 FR, 1 BLK)	-/-	0	0	30
Joe Kapp, QB, 1967-69	3	5	0	0	-/-	-/-	0	0	30
Sam McCullum, WR, 1974-75, 82-83	4	0	5	0	-/-	-/-	0	0	30
Bob Tucker, TE, 1977-80	4	0	5	0	-/-	-/-	0	0	30
Mike Mularkey, TE, 1983-88	6	0	5	0	-/-	-/-	0	0	30
Mike A. Jones, WR, 1983-85	3	0	5	0	-/-	-/-	0	0	30
Jim Gustafson, WR, 1985-90	6	0	5	0	-/-	-/-	0	0	30
David Palmer, RB, 1994-2000	7	1	1	3	(2 PR, 1 KO)	-/-	0	0	30
D'Wayne Bates, WR, 2002-2003	2	0	5	0	-/-	-/-	0	0	30
Clatrick Fason, RB, 2005-06	2	5	0	0	-/-	-/-	0	0	30
Bobby Wade, WR, 2007-08	2	0	5	0	-/-	-/-	0	0	30
Michael Jenkins, WR, 2011-12	2	0	5	0	-/-	-/-	0	0	30
Andrew Jordan, TE, 1994-97, 99-01	7	0	4	0	-/-	-/-	2	0	28
Tarvaris Jackson, QB, 2006-10	5	4	0	0	-/-	-/-	2	0	28
Chris Walsh, WR, 1994-2002	9	0	4	0	-/-	-/-	1	0	26
Mel Triplett, RB, 1961-62	2	3	1	0	-/-	-/-	0	0	24
Tom Wilson, RB, 1963	1	4	0	0	-/-	-/-	0	0	24
Preston Carpenter, WR, 1966	1	0	4	0	-/-	-/-	0	0	24
Bobby Bryant, CB, 1968-80	13	0	0	4	(3 INT, 1 FR)	-/-	0	0	24
Paul Krause, S, 1968-79	12	0	0	4	(2 INT, 2 FR)	-/-	0	0	24
Jim Lash, WR, 1973-76	4	0	3	1	(1 FR)	-/-	0	0	24
Joey Browner, S, 1983-91	9	0	0	4	(3 INT, 1 FR)	-/-	0	0	24
Anthony Parker, CB, 1992-94	3	0	0	4	(2 FR, 2 INT)	-/-	0	0	24
Dewayne Washington, CB, 1994-97	4	0	0	4	(3 INT, 1 FR)	-/-	0	0	24
Orlando Thomas, S, 1995-2001	7	0	0	4	(2 FR, 2 INT)	-/-	0	0	24
Matthew Hatchette, WR, 1997-2000	4	0	4	0	-/-	-/-	0	0	24
TEAM, 1961-2012	52	0	0	0	-/-	-/-	0	12	24
Kevin Williams, DT, 2003-12	10	0	0	4	(2 FR, 2 INT)	-/-	0	0	24
Joe Webb, QB, 2010-12	3	4	0	0	-/-	-/-	0	0	24
Brad Johnson, QB, 1992-98, 2005-06	9	2	1	0	-/-	-/-	2	0	22
Roy Winston, LB, 1962-76	15	0	0	3	(2 FR, 1 INT)	-/-	0	1	20
Mike Merriweather, LB, 1989-92	4	0	0	3	(2 INT, 1 FR)	-/-	0	1	20
Doug Brien, K, 2002	1	0	0	0	5/6	5/7	0	0	20
Jared Allen, DE, 2008-12	5	0	0	2	(1 FR, 1 INT)	-/-	0	4	20
Rip Hawkins, LB, 1961-65	5	0	0	3	(3 INT)	-/-	0	0	18
Carl Hilton, TE, 1986-89	4	0	3	0	-/-	-/-	0	0	18
Rich Gannon, QB, 1987-92	6	3	0	0	-/-	-/-	0	0	18
James Brim, WR, 1987	1	1	2	0	-/-	-/-	0	0	18
Audray McMillian, CB, 1989-93	5	0	0	3	(3 INT)	-/-	0	0	18
Jimmy Hitchcock, CB, 1998-99	2	0	0	3	(3 INT)	-/-	0	0	18
Johnny McWilliams, TE, 2000	1	0	3	0	-/-	-/-	0	0	18
Byron Chamberlain, TE, 2001-02	2	0	3	0	-/-	-/-	0	0	18

KICKOFF
EXECUTIVES
STAFF
COACHES
PLAYERS
ROOKIES
2012 SEASON
RECORDS
PLAYOFF RECORDS
HISTORY
EXTRA POINTS

PLAYER	YRS	TDR	TDP	TDRt	FGM/FGA (type of return)	1PT	2PT	SAF	POINTS
Koren Robinson, WR, 2005	1	1	1	1	(1 KR)	-/-	0	0	18
Daren Sharper, S, 2005-08	4	0	0	3	(3 INT)	-/-	0	0	18
Troy Williamson, WR, 2005-07	3	0	3	0	-/-	-/-	0	0	18
Billy McMullen, WR, 2006	1	0	2	1	(1 FR)	-/-	0	0	18
Artose Pinner, RB, 2006	1	3	0	0	-/-	-/-	0	0	18
Jeff Dugan, TE/FB, 2004-10	7	0	3	0	-/-	-/-	0	0	18
Alan Page, DT, 1967-78	12	0	0	2	(1 FR, 1 INT)	-/-	0	2	16
Chris Doleman, DE, 1985-93	10	0	0	2	(2 INT)	-/-	0	2	16
Wally Hilgenberg, LB, 1968-79	12	0	0	2	(1 INT, 1 BP)	-/-	0	1	14
Issiac Holt, CB, 1985-89	5	0	0	2	(1 INT, 1 BP)	-/-	0	1	14
Henry Thomas, DT, 1987-94	8	0	0	2	(2 FR)	-/-	0	1	14
Raymond Hayes, RB, 1961	1	2	0	0	-/-	-/-	0	0	12
Dave Middleton, WR, 1961	1	0	2	0	-/-	-/-	0	0	12
Doug Mayberry, RB, 1961-62	2	1	1	0	-/-	-/-	0	0	12
Billy Butler, RB/S, 1962-64	3	0	0	2	(1 INT, 1 PR)	-/-	0	0	12
Ray Poage, WR, 1963	1	0	2	0	-/-	-/-	0	0	12
Earsell Mackbee, CB, 1965-69	5	0	0	2	(1 INT, 1 FR)	-/-	0	0	12
Phil King, RB, 1965-66	2	0	2	0	-/-	-/-	0	0	12
Dale Hackbart, CB, 1966-70	5	0	0	2	(2 INT)	-/-	0	0	12
Bob Lee, QB, 1969-72, 75-78	8	2	0	0	-/-	-/-	0	0	12
Terry Brown, S, 1972-75	4	0	0	2	(1 INT, 1 FR)	-/-	0	0	12
Matt Blair, LB, 1974-85	12	0	0	2	(1 BP, 1 FR)	-/-	0	0	12
Sammy Johnson, RB, 1976-78	3	2	0	0	-/-	-/-	0	0	12
Willie Teal, CB, 1980-86	7	0	0	2	(1 INT, 1 FR)	-/-	0	0	12
Charlie Johnson, NT, 1982-84	3	0	0	2	(2 FR)	-/-	0	0	12
Carl Lee, CB, 1983-93	11	0	0	2	(2 INT)	-/-	0	0	12
Chris Martin, LB, 1983-88	6	0	0	2	(2 FR)	-/-	0	0	12
Najee Mustafaq, CB, 1987-92	6	0	0	2	(1 INT, 1 FR)	-/-	0	0	12
Al Noga, DE, 1988-92	5	0	0	2	(1 INT, 1 FR)	-/-	0	0	12
Brent Novoselsky, TE, 1989-94	6	0	2	0	-/-	-/-	0	0	12
Mike L. Jones, TE, 1990-91	2	0	2	0	-/-	-/-	0	0	12
Carlos Jenkins, LB, 1991-94	4	0	0	2	(1 INT, 1 FR)	-/-	0	0	12
Mike Tice, TE, 1992-93, '95	3	0	2	0	-/-	-/-	0	0	12
Barry Word, RB, 1993	1	2	0	0	-/-	-/-	0	0	12
Dwayne Rudd, LB, 1997-00	4	0	0	2	(2 FR)	-/-	0	0	12
Travis Prentice, RB, 2001	1	2	0	0	-/-	-/-	0	0	12
Corey Chavous, S, 2002-05	3	0	0	2	(2 INT)	-/-	0	0	12
Naufahu Tahi, FB, 2006-10	5	0	1	0	-/-	-/-	0	0	12
Christian Ponder, QB, 2011-12	2	2	0	0	-/-	-/-	0	0	12
Harrison Smith, S, 2012	1	0	0	2	(2 INT)	-/-	0	0	12
Jarius Wright, WR, 2012	1	0	2	0	-/-	-/-	0	0	12
Teddy Garcia, K, 1989	1	0	0	0	7/5	8/8	0	0	11
Carl Eller, DE, 1964-78	15	0	0	1	(1 FR)	-/-	0	2	10
Randy Holloway, DE, 1978-84	7	0	0	1	(1 FR)	-/-	0	2	10
Jim Marshall, DE, 1961-79	19	0	0	1	(1 FR)	-/-	0	1	8
Jim Prestel, DE, 1961-65	5	0	0	1	(1 INT)	-/-	0	1	8
Tommy Hannon, S, 1977-84	8	0	0	1	(1 INT)	-/-	0	1	8
Hunter Goodwin, TE, 1996-98, '02-03	5	0	1	0	-/-	-/-	1	0	8
Randall Cunningham, QB, 1997-99	3	1	0	0	-/-	-/-	1	0	8
Dale Dawson, K, 1987	1	0	0	0	1/5	4/4	0	0	7
Bob Schnelker, WR, 1961	1	0	1	0	-/-	-/-	0	0	6
A.D. Williams, WR, 1961	1	0	1	0	-/-	-/-	0	0	6
Oscar Donahue, TE, 1962	1	0	1	0	-/-	-/-	0	0	6
Bob Reed, RB, 1962-63	2	0	1	0	-/-	-/-	0	0	6
Steve Stonebreaker, TE, 1962-63	2	0	1	0	-/-	-/-	0	0	6
Don Hultz, DE, 1963	1	0	0	1	(1 INT)	-/-	0	0	6
Mike Reilly, LB, 1963	1	0	0	1	(1 BP)	-/-	0	0	6
Jim Boylan, WR, 1963-64	2	0	1	0	-/-	-/-	0	0	6
Ron VanderKelen, QB, 1963-67	5	1	0	0	-/-	-/-	0	0	6
Bill McWatters, RB, 1964	1	1	0	0	-/-	-/-	0	0	6
George Rose, CB, 1964-66	3	0	0	1	(1 INT)	-/-	0	0	6
Bill Barnes, RB, 1965-66	2	1	0	0	-/-	-/-	0	0	6
Lance Rentzel, WR, 1965-66	2	0	0	1	(1 KO)	-/-	0	0	6
Lonnie Warwick, LB, 1965-72	8	0	0	1	(1 BP)	-/-	0	0	6
Jim Hargrove, LB, 1967-70	4	0	0	1	(1 BP)	-/-	0	0	6
Billy Martin, TE, 1968	1	0	1	0	-/-	-/-	0	0	6
Mike McGill, LB, 1968-70	3	0	0	1	(1 FR)	-/-	0	0	6
Charlie West, S, 1968-73	6	0	0	1	(1 PR)	-/-	0	0	6
Kent Kramer, TE, 1969-70	2	0	1	0	-/-	-/-	0	0	6
Norm Snead, QB, 1971	1	1	0	0	-/-	-/-	0	0	6
Nate Wright, CB, 1971-80	10	0	0	1	(1 FR)	-/-	0	0	6
Amos Martin, LB, 1972-76	5	0	0	1	(1 FR)	-/-	0	0	6
Steve Craig, TE, 1974-78	5	0	1	0	-/-	-/-	0	0	6
Fred McNeill, LB, 1974-85	12	0	0	1	(1 BP)	-/-	0	0	6
Nate Allen, CB, 1976-78	3	0	0	1	(1 BP)	-/-	0	0	6
Kevin Miller, WR, 1978-80	3	0	1	0	-/-	-/-	0	0	6
John Turner, S, 1978-83, '85, '87	8	0	0	1	(1 INT)	-/-	0	0	6
Kurt Knoff, S, 1979-82	4	0	0	1	(1 INT)	-/-	0	0	6
Keith Nord, S, 1979-85	7	0	0	1	(1 KO)	-/-	0	0	6
David Huffman, G/T, 1979-83, 85-90	11	0	0	1	(1 BP)	-/-	0	0	6
Doug Paschal, RB, 1980-81	2	1	0	0	-/-	-/-	0	0	6
Eddie Payton, RB, 1980-82	3	0	0	1	(1 KO)	-/-	0	0	6
Walker Lee Ashley, LB, 1983-88, '90	7	0	0	1	(1 INT)	-/-	0	0	6

PLAYER	YRS	TDR	TDP	TDRt	FGM/FGA (type of return)	1PT	2PT	SAF	POINTS
Dwight Collins, WR, 1984	1	0	1	0	-/-	-/-	0	0	6
Tim Newton, DT, 1985-89	5	0	0	1	(1 FR)	-/-	0	0	6
Keith Millard, DT, 1985-91	7	0	0	1	(1 FR)	-/-	0	0	6
Jesse Solomon, LB, 1986-89	4	0	0	1	(1 INT)	-/-	0	0	6
Jeff Wornack, RB, 1987	1	0	1	0	-/-	-/-	0	0	6
Darryl Harris, RB, 1988	1	1	0	0	-/-	-/-	0	0	6
Brad Edwards, S, 1988-89	2	0	0	1	(1 INT)	-/-	0	0	6
Darryl Ingram, TE, 1989	1	0	1	0	-/-	-/-	0	0	6
Todd Scott, S, 1991-94	4	0	1	0	-/-	-/-	0	0	6
Keith Henderson, RB, 1992	1	1	0	0	-/-	-/-	0	0	6
Joe Johnson, WR, 1992	1	0	1	0	-/-	-/-	0	0	6
Jack Del Rio, LB, 1992-95	4	0	0	1	(1 INT)	-/-	0	0	6
Lamar McGriggs, S, 1993-94	2	0	0	1	(1 INT)	-/-	0	0	6
James Harris, DE, 1993-95	3	0	0	1	(1 FR)	-/-	0	0	6
Alfred Jackson, CB, 1995-96	2	0	0	1	(1 INT)	-/-	0	0	6
Jeff Brady, LB, 1995-97	3	0	0	1	(1 FR)	-/-	0	0	6
Corey Fuller, CB, 1995-98	4	0	0	1	(1 FR)	-/-	0	0	6
David Frisch, TE, 1996	1	0	1	0	-/-	-/-	0	0	6
Robert Tate, WR/CB, 1997-2001	5	0	0	1	(1 KO)	-/-	0	0	6
Kailee Wong, LB, 1998-01	4	0	0	1	(1 INT)	-/-	0	0	6
Carlester Crumpler, TE, 1999	1	0	1	0	-/-	-/-	0	0	6
John Davis, TE, 2000	1	0	1	0	-/-	-/-	0	0	6
Tyrone Carter, S, 2000-02	3	0	0	1	(1 FR)	-/-	0	0	6
Doug Chapman, RB, 2000-03	4	0	1	0	-/-	-/-	0	0	6
Lance Johnstone, DE, 2001-05	5	0	0	1	(1 INT)	-/-	0	0	6
Derrick Alexander, WR, 2002	1	0	1	0	-/-	-/-	0	0	6
Brian Williams, CB, 2002-05	4	0	0	1	(1 INT)	-/-	0	0	6
John Avery, RB, 2003	1	0	1	0	-/-	-/-	0	0	6
Chris Claiborne, LB, 2003-04	2	0	0	1	(1 INT)	-/-	0	0	6
Mike Nattiel, LB, 2003-04	2	0	0	1	(1 INT)	-/-	0	0	6
Gus Fretotte, QB, 2003-04, 2008	3	1	0	0	-/-	-/-	0	0	6
E.J. Henderson, LB, 2003-11	9	0	0	1	(1 INT)	-/-	0	0	6
Richard Owens, FB/TE, 2004-06	3	0	1	0	-/-	-/-	0	0	6
Dovonte Edwards, CB, 2005-06	2	0	0	1	(1 INT)	-/-	0	0	6
Napoleon Harris, LB, 2005-06, 2008	3	0	0	1	(1 FR)	-/-	0	0	6
Fred Smoot, CB, 2005-06	2	0	0	1	(1 INT)	-/-	0	0	6
Ray Edwards DE, 2006-10	5	0	0	1	(1 FR)	-/-	0	0	6
Ben Leber, LB, 2006-10	5	0	0	1	(1 FR)	-/-	0	0	6
Cedric Griffin, CB, 2006-11	6	0	0	1	(1 FR)	-/-	0	0	6
Chad Greenway, LB, 2006-12	7	0	0	1	(1 FR)	-/-	0	0	6
Dwight Smith, S, 2006-07	2	0	0	1	(1 INT)	-/-	0	0	6
Aundrae Allison, WR, 2007-08	2	0	0	1	(1 KO)	-/-	0	0	6
Robert Ferguson, WR, 2007-08	1	0	1	0	-/-	-/-	0	0	6
Greg Lewis, WR, 2009-10	2	0	1	0	-/-	-/-	0	0	6
Greg Camarillo, WR, 2010-11	2	0	1	0	-/-	-/-	0	0	6
Donovan McNabb, QB, 2011	1	1	0	0	-/-	-/-	0	0	6
Devin Aromashodu, WR, 2011-12	2	0	1	0	-/-	-/-	0	0	6
Stephen Burton, WR, 2011-12	2	0	1	0	-/-	-/-	0	0	6
Everson Griffen, DE, 2010-12	3	0	0	1	(1 INT)	-/-	0	0	6
Marcus Sherels, CB, 2010-12	3	0	0	1	(1 PR)	-/-	0	0	6
Jim Leo, DE, 1961-62	2	0	0	0	-/-	-/-	0	1	2
Joe Blahak, CB, 1974-75, 77	3	0	0	0	-/-	-/-	0	1	2
Autry Beamon, S, 1975-76	2	0	0	0	-/-	-/-	0	1	2
Mark Mullaney, DE, 1975-87	13	0	0	0	-/-	-/-	0	1	2
Neil Elshire, DE, 1981-86	6	0	0	0	-/-	-/-	0	1	2
Joe Stepanek, DT, 1987	1	0	0	0	-/-	-/-	0	1	2
Ray Berry, LB, 1987-92	6	0	0	0	-/-	-/-	0	1	2
Mark Dusbabek, LB, 1989-92	4	0	0	0	-/-	-/-	0	1	2
Walt Williams, CB, 1981	1	0	0	0	-/-	-/-	0	1	2
Robin Sendllein, LB, 1981-84	4	0	0	0	-/-	-/-	0	1	2
Brooks Bollinger, 2006-07	2	0	0	0	-/-	-/-	1	0	2

VIKINGS ALL-TIME STARTING QB RECORDS

Player	Yrs	Starts	Won	Lost	Tied	%	Player	Yrs	Starts	Won	Lost	Tied	%
Fran Tarkenton, 1961-66, 72-78	13	170	91	73	6	.553	Bob Lee, 1969-72, 75-78	8	11	9	2	0	.818
Tommy Kramer, 1977-89	13	110	54	56	0	.491	Jeff George, 1999	1	10	8	2	0	.800
Daunte Culpepper, 1999-05	7	80	38	42	0	.475	Sean Salisbury, 1990-94	5	9	5	4	0	.556
Brad Johnson, 1992-98, 2005-06	9	46	28	18	0	.609	Norm Snead, 1971	1	2	2	0	1.000	
Wade Wilson, 1981-91	11	48	27	21	0	.563	Donovan McNabb, 2011	1	6	1	5	0	.167
Joe Kapp, 1967-69	3	38	23	12	3	.645	George Shaw, 1961	1	4	1	3	0	.250
Warren Moon, 1994-96	3	39	21	18	0	.538	Todd Bouman, 1997-02	6	3	1	2	0	.333
Rich Gannon, 1987-92	6	35	19	16	0	.543	Ron VanderKelen, 1963-67	5	5	1	4	0	.200
Brett Favre, 2009-10	2	29	17	12	0	.586	Bob Berry, 1965-67, 73-76	7	2	1	1	0	.500
Randall Cunningham, 1997-99	3	23	16	7	0	.696	Joe Webb, 2010-12	2	2	1	1	0	.500
Gary Cuzzo, 1968-71	4	21	16	5	0	.762	Tony Adams, 1987	1	3	0	3	0	.000
Christian Ponder, 2011-12	2	26	12	14	0	.462	Kelly Holcomb, 2007	1	3	0	3	0	.000
Tavaris Jackson, 2006-10	5	20	10	10	0	.500	Archie Manning, 1983-84	2	2	0	2	0	.000
Gus Fretotte, 2003-04, 2008	3	13	10	3	0	.769	Sperguson Wynn, 2001	1	2	0	2	0	.000
Jim McMahon, 1993	1	12	8	4	0	.667	Brooks Bollinger, 2006-07	2	1	0	1	0	.000
Steve Dils, 1979-84	6	15	6	9	0	.400							

KICKOFF
 EXECUTIVES
 STAFF
 COACHES
 PLAYERS
 ROOKIES
 2012 SEASON
 RECORDS
 HISTORY
 PLAYOFF RECORDS
 EXTRA POINTS

VIKINGS ALL-TIME PASSING

QUALIFIERS - 500+ ATTEMPTS

PLAYER	ATT	COMP	PCT.	YARDS	TD	INT	LG	SK/YDS	RATING
Randall Cunningham (1997-99)	713	427	59.9	5,680	48	23	67	42/293	94.2
Brett Favre (2009-10)	889	580	65.2	6,711	44	26	63	56/386	92.2
Daunte Culpepper (1999-05)	2,607	1,678	64.4	20,162	135	86	82	228/1214	91.5
Warren Moon (1994-98)	1,454	882	60.7	10,102	58	42	85	86/634	82.9
Brad Johnson (1992-98, 2005-06)	1,670	1,036	62.0	11,098	65	48	82	100/673	82.5
Fran Tarkenton (1961-66, '72-78)	4,569	2,635	57.7	33,098	239	194	89	417/3,880	80.2
Christian Ponder (2011-12)	774	458	59.2	4,788	31	25	72	62/348	77.1
Tavaris Jackson (2006-10)	603	354	58.7	3,984	24	22	71	47/247	76.6
Rich Gannon (1987-92)	1,003	561	55.9	6,457	40	36	78	81/478	73.9
Wade Wilson (1981-91)	1,665	929	55.8	12,135	66	75	75	151/1,069	73.4
Tommy Kramer (1977-89)	3,648	2,011	55.1	24,775	159	157	76	248/1,596	73.3
Steve Dils (1979-84)	623	336	53.9	3,867	15	18	68	49/349	68.8
Gary Cuzzo (1968-71)	556	276	49.6	3,552	18	23	52	46/334	63.7
Joe Kapp (1967-69)	669	351	50.2	4,807	37	47	81	82/676	62.3

NON-QUALIFIERS - FEWER THAN 500 ATTEMPTS

PLAYER	ATT	COMP	PCT.	YARDS	TD	INT	LG	SK/YDS	RATING
Todd Bouman (1997-02)	95	54	56.8	880	8	4	80	6/49	98.6
Jeff George (1999)	329	191	58.1	2,816	23	12	80	28/228	94.2
Brooks Bollinger (2006-07)	68	46	67.6	537	1	2	50	13/78	84.0
Donovan McNabb (2011)	156	94	60.3	1,026	4	2	60	16/113	82.9
Cus Frerotte (2003-04, 08)	367	216	58.9	2,847	19	17	99	34/186	81.4
Sean Salisbury (1990-94)	404	228	56.4	2,772	14	9	55	28/199	80.2
Jim McMahon (1993)	331	200	60.4	1,968	9	8	58	23/104	76.2
Kelly Holcomb (2007)	83	42	50.6	515	2	1	40	12/87	73.1
Bob Lee (1969-72, '75-78)	306	159	52.0	2,153	15	17	63	30/221	67.8
Joe Webb (2010-12)	152	88	57.9	853	3	5	46	11/69	66.6
Archie Manning (1983-84)	94	52	55.3	545	2	3	56	18/153	66.4
George Shaw (1961)	91	46	50.5	530	4	4	42	14/122	64.8
Tony Adams (1987)	87	49	55.0	607	3	5	63	19/130	64.3
Bob Berry (1965-67, '73-76)	124	63	50.8	708	7	8	52	17/131	59.4
Ron VanderKelen (1963-67)	252	107	42.2	1,375	6	11	53	25/224	49.7
Norm Sneed (1971)	75	37	49.3	470	1	6	55	7/67	40.3
Bubby Brister (2000)	20	10	50.0	82	0	1	20	1/6	40.0
Spurgeon Wynn (2001)	98	48	49.0	418	1	6	47	10/65	38.6
Steve Bono (1985-86)	11	2	18.2	8	0	5	5	2/13	29.6
John McCormick (1962)	18	7	39.0	104	0	5	53	3/33	19.1

FEWER THAN 10 ATTEMPTS

PLAYER	ATT	COMP	PCT.	YARDS	TD	INT	LG	SK/YDS	RATING
Keith Henderson (1992)	1	1	100.0	36	1	0	36	0/0	158.3
Darrin Nelson (1982-89, '91-92)	1	1	100.0	25	1	0	25	0/0	158.3
Ryan Longwell (2006-11)	1	1	100.0	16	1	0	16	0/0	158.3
Mewelde Moore (2004-07)	2	1	50.0	15	1	0	15	0/0	158.3
D.J. Dozier (1987-91)	1	1	100.0	19	1	0	19	0/0	145.9
Jay Walker (1996-97)	2	2	100.0	31	0	0	19	0/0	118.8
Hassan Jones (1986-92)	1	1	100.0	18	0	0	18	0/0	118.8
Chris Kluge (2005-12)	1	1	100.0	27	0	0	27	0/0	118.8
Paul Krause (1968-79)	2	1	50.0	11	1	0	11	0/0	106.3
Phil King (1965-66)	1	1	100.0	9	0	0	9	0/0	104.2
Randy Moss (1998-04, '10)	8	4	50.0	106	2	1	37	0/0	95.8
Sidney Rice (2007-10)	4	2	50.0	94	0	0	79	0/0	95.8
Chester Taylor (2006-09)	2	1	50.0	4	1	0	4	0/0	95.8
Mike Eischeid (1972-74)	1	1	100.0	6	0	0	6	0/0	91.7
Bill Cappleman (1970)	7	4	57.1	49	0	0	26	0/0	78.8
Herschel Walker (1989-91)	2	1	50.0	12	0	0	12	0/0	68.5
Fred Cox (1963-77)	1	1	100.0	-1	0	0	-1	0/0	62.5
Alfred Anderson (1984-90)	9	4	44.4	112	2	1	43	2/8	59.3
Tommy Mason (1961-66)	4	1	25.0	30	1	2	30	0/0	58.4
Bill Brown (1962-74)	2	1	50.0	3	0	0	3	0/0	50.0
Jamie Caleb (1961)	1	0	0.0	0	0	0	0	0/0	39.6
Anthony Carter (1985-93)	1	0	0.0	0	0	0	0	0/0	39.6
Greg Coleman (1978-87)	1	0	0.0	0	0	0	0	0/0	39.6
Bob Grim (1967-71, '76-77)	1	0	0.0	0	0	0	0	0/0	39.6
Jim Lash (1973-76)	1	0	0.0	0	0	0	0	0/0	39.6
Terry LeCount (1979-83)	1	0	0.0	0	0	0	0	0/0	39.6
Hugh McElhenny (1961-62)	1	0	0.0	0	0	0	0	0/0	39.6
Harry Newsome (1990-93)	1	0	0.0	0	0	0	0	0/0	39.6
Allen Rice (1984-90)	1	0	0.0	0	0	0	0	0/0	39.6
Mike Saxon (1994-95)	1	0	0.0	0	0	0	0	0/0	39.6
Joe Senser (1979-84)	1	0	0.0	0	0	0	0	0/0	39.6
Chris Walsh (1994-02)	1	0	0.0	0	0	0	0	0/0	39.6
David Palmer (1994-00)	0	0	0.0	0	0	0	0	1/2	39.6
Jay Fiedler (1998)	7	3	42.9	41	0	1	19	0/0	22.6
Larry Miller (1987)	6	1	16.7	2	0	1	2	0/0	0.0
Jerry Reichow (1961-64)	3	0	0.0	0	0	1	0	0/0	0.0
Mitch Berger (1996-01)	2	0	0.0	0	0	1	0	0/0	0.0
Ted Brown (1979-86)	1	0	0.0	0	0	1	0	0/0	0.0

VIKINGS ALL-TIME RECEIVING

PLAYER	REC.	YARDS	AVG.	TD			
Cris Carter (1990-01)	1,004	12,383	12.3	110	Preston Carpenter (1966)	27	487
Randy Moss (1998-04, '10)	587	9,316	15.9	92	Jeff Dugan (2004-10)	27	191
Steve Jordan (1982-94)	498	6,307	12.7	28	Hal Bedsole (1964-66)	26	418
Anthony Carter (1985-93)	478	7,635	16.0	52	Jerome Simpson (2012)	26	274
Jake Reed (1991-99, 2001)	413	6,433	15.6	33	Greg Lewis (2009-10)	25	293
Ahmad Rashad (1976-82)	400	5,489	13.7	34	Tony Richardson (2006-07)	24	200
Sammy White (1976-86)	393	6,400	16.3	50	Billy McMullen (2006)	23	307
Ted Brown (1979-86)	339	2,850	8.4	13	Johnny McWilliams (2000)	22	180
Chuck Foreman (1973-79)	336	3,057	9.1	23	Koren Robinson (2005)	22	347
Rickey Young (1978-83)	292	2,255	7.6	14	Jarius Wright (2012)	22	310
Bill Brown (1962-74)	284	3,177	11.2	23	Joe Johnson (1992)	21	211
Percy Harvin (2009-12)	280	3,302	11.8	20	Hunter Goodwin (1996-98, '02-03)	19	147
Darrin Leonard (1982-89, '91-92)	251	2,202	8.8	5	Scottie Graham (1993-96)	19	125
Hassan Jones (1986-92)	222	3,733	16.8	24	James Brim (1987)	18	282
Visanthe Shiancoe (2007-11)	208	2,424	11.7	24	Steve Craig (1974-78)	18	172
Paul Flatley (1963-67)	202	3,222	16.0	17	Aundrea Allison (2007-08)	18	231
Jim Kleinsasser (1999-2011)	192	1,688	8.8	6	John Davis (2000)	17	202
Jermaine Wiggins (2005-06)	186	1,659	8.9	6	Bob Reed (1962-63)	17	174
Le Lewis (1981-91)	181	2,924	16.1	16	Doug Chapman (2000-03)	17	143
Robert Smith (1993-00)	178	1,292	7.3	6	Derek Tennell (1992-93)	17	134
Stu Voigt (1970-80)	177	1,919	10.8	17	Oscar Donahue (1962)	16	285
Adrian Peterson (2007-12)	177	1,526	8.6	4	Richard Owens (2004-06)	16	132
Dave Osborn (1965-75)	173	1,412	8.2	7	Raymond Hayes (1961)	16	121
Gene Washington (1967-72)	172	3,087	18.0	23	Ray Poage (1963)	15	354
Amp Lee (1994-96)	170	1,348	7.9	5	Charley Ferguson (1962)	14	364
John Gilliam (1972-75)	165	3,297	20.0	27	Carroll Dale (1973)	14	192
Joe Senser (1979-84)	165	1,822	11.0	16	Marlin McKeever (1967)	14	184
Chester Taylor (2006-09)	160	1,357	8.5	3	Harold Morrow (1996-02)	14	144
Tommy Mason (1961-66)	151	1,689	11.2	11	Derrick Alexander (2002)	14	134
Sidney Rice (2007-10)	146	2,129	14.6	18	Mike Tice (1992-93, '95)	14	126
Jerry Reichow (1961-64)	144	2,183	15.2	19	Phil King (1965-66)	14	120
Bernard Berrian (2008-11)	138	1,925	14.0	11	Brent Novoselsky (1989-94)	14	108
Mo Williams (1996-00, '02-05)	131	1,301	9.9	4	A.D. Williams (1961)	13	174
Nate Burleson (2003-05)	127	1,789	14.1	12	Dave Casper (1983-84)	13	172
Michael Bennett (2001-05)	126	1,040	8.3	5	Doug Mayberry (1961-62)	13	118
Ed Marinaro (1972-75)	125	1,088	8.1	7	Lorenzo Booker (2010-11)	13	114
Qadry Ismail (1993-96)	118	1,856	15.7	12	Steve Stonebreaker (1962-63)	12	227
Mewelde Moore (2004-07)	116	1,093	9.4	3	Mel Triplett (1961-62)	12	71
John Beasley (1967-73)	115	1,242	10.8	12	Dwight Collins (1984)	11	143
Alfred Anderson (1984-91)	114	1,042	9.1	5	Al Denison (1971)	10	125
Brent McClanahan (1973-80)	107	1,553	14.5	17	Billy Martin (1968)	10	101
Travis Taylor (2005-06)	107	1,255	11.7	7	Bethel Johnson (2006)	9	156
Brent McClanahan (1973-80)	107	772	7.2	4	Barry Word (1993)	9	105
Bobby Wade (2007-08)	107	1,292	12.1	5	Sean Berton (2003-04)	9	78
Allen Rice (1984-90)	100	1,066	10.6	6	Buster Rhymes (1985-87)	8	149
Andrew Jordan (1994-97, '99-01)	97	763	7.9	4	John Kucera (2012)	8	43
Bob Grim (1967-71, '76-77)	96	1,414	14.8	9	Doug Kingsriter (1973-75)	7	116
Andrew Glover (1997-99)	95	1,227	12.9	9	Tom Wilson (1963)	7	48
Bob Tucker (1977-80)	95	1,045	11.0	5	Garrett Mills (2007-09)	7	91
Robert Miller (1975-80)	95	771	8.1	1	Stephen Burton (2011-12)	7	73
Oscar Reed (1968-74)	92	676	7.4	3	Rhett Ellison (2012)	7	65
Byron Chamberlain (2001-02)	91	1,055	11.6	3	Bob Brown (1971)	6	141
Mike Anthony Jones (1983-85)	90	1,327	14.7	5	Jim Boylan (1963-64)	6	78
Herschel Walker (1989-91)	86	681	7.9	5	Bob Schnelker (1961)	6	70
John Henderson (1968-72)	81	1,330	16.2	9	Sam Harrell (1980-82, '87)	6	43
Tom Hall (1964-66, '68-69)	81	1,163	14.4	7	Sammy Johnson (1976-78)	6	43
Tony Galbreath (1981-83)	80	645	8.0	2	Darryl Harris (1988)	6	30
Terry LeCount (1979-83, '87)	79	1,225	15.5	7	Charles Stackhouse (2003)	6	30
Tru Williamson (2005-07)	79	1,067	13.5	3	Billy Butler (1962-64)	5	97
Kyle Rudolph (2011-12)	79	742	9.4	12	John Holland (1974)	5	84
Charles Evans (1993-98)	78	531	6.8	1	Doug Cunningham (1979)	5	50
Michael Jenkins (2011-12)	78	915	11.7	5	Darryl Ingram (1989)	5	47
Jim Lash (1973-76)	75	1,252	16.7	3	Jeff Womack (1987)	5	46
David Palmer (1994-00)	73	631	8.6	1	Mark Kellar (1976-78)	5	17
Terry Allen (1990-94)	72	675	9.4	3	Keith Henderson (1992)	4	60
Rick Fenney (1987-91)	71	628	8.8	2	Olanda Truitt (1993)	4	100
Jim Phillips (1965-67)	68	1,091	16.0	7	Bill Barnes (1965-66)	4	35
Chris Walsh (1994-02)	67	719	10.7	4	Martin Nance (2006)	4	33
D'Wayne Bates (2002-03)	65	840	12.9	5	Steve Finch (1987)	3	54
Toby Gerhart (2010-12)	64	512	8.0	3	Tom Adams (1962)	3	51
Leroy Hoard (1996-99)	60	577	9.6	1	Kent Kramer (1969-70)	3	47
Gordon Smith (1961-65)	57	1,277	22.4	13	Ricky Parks (1987)	3	46
Kelly Campbell (2002-04)	57	1,062	18.6	8	Dick Haley (1961)	3	43
Jim Lindsey (1966-72)	56	632	11.3	4	Leon Clarke (1963)	3	34
Hugh McElhenry (1961-62)	53	474	8.9	3	John Henry Mills (1999)	3	30
Onterio Smith (2003-04)	51	523	10.3	2	Mardy McDole (1981-83)	3	29
Adrian Cooper (1994-95)	50	570	11.4	0	David Frisch (1996)	3	27
Bob Bruer (1980-84)	46	455	9.8	7	Phil Frye (1987)	3	25
Matthew Hatchette (1997-00)	43	640	14.9	4	Ciatrix Fason (2005-06)	3	19
Sam McCullum (1974-75, '82-83)	42	608	14.4	5	Jesse Clarke (1989-90)	3	18
Mike Mularkey (1983-88)	42	464	11.0	5	Carl Hilton (1986-89)	3	17
Roger Craig (1992-93)	41	333	8.1	1	Keenan Howry (2003-05)	3	18
Jim Gustafson (1985-90)	38	491	12.9	5	Jerome Felton (2012)	3	35
Devin Aromashodu (2011-12)	37	650	17.6	1	Will Sherman (1961)	2	40
Robert Ferguson (2007-08)	35	416	11.9	1	Carlester Crumpler (1999)	2	35
Naufahu Tahi (2006-10)	33	150	4.6	2	Willie Gillespie (1987)	2	28
D.J. Dozier (1987-91)	32	298	9.3	2	Clint Haslerig (1975)	2	28
Clinton Jones (1967-72)	31	306	9.9	0	Rhett Dawson (1973)	2	24
Dave Middleton (1961)	30	444	14.8	2	Gary Ballman (1973)	2	22
Greg DeLong (1995-98)	30	205	6.8	0	Ron Daugherty (1987)	2	21
Greg Camarillo (2010-11)	29	361	12.4	1	Robert Tate (1997-01)	2	20
					Doug Paschel (1980-81)	2	18

EXTRA POINTS HISTORY RECORDS PLAYOFF RECORDS 2012 SEASON ROOKIES PLAYERS COACHES STAFF EXECUTIVES KICKOFF

Steve Harris (1987).....	2	17	8.5	0
Artose Pinner (2006).....	2	15	7.5	0
Brett Wilson (1987).....	2	14	7.0	0
Andre Thomas (1987).....	2	13	6.5	0
Lance Rentzel (1965-66).....	2	10	5.0	0
Mike L. Jones (1990-91).....	2	8	4.0	2
Adam Walker (1987).....	2	3	1.5	0
Bill McWatters (1964).....	2	-1	-0.5	0
Jamie Caleb (1961).....	2	-8	-4.0	0
John Avery (2003).....	2	24	12.0	1
Albert Young (2009-10).....	2	11	5.5	0
Ryan D'Imperio (2011).....	2	7	3.5	0
Allen Reinsner (2011-12).....	2	18	9.0	0
Eric Gulliford (1993-94).....	2	45	45.0	0
Kevin Miller (1978-80).....	2	35	35.0	1
Art Powell (1968).....	1	31	31.0	0
Cedric James (2002).....	1	29	29.0	0
Harry Washington (1978).....	1	24	24.0	0
Ted Dean (1964).....	1	23	23.0	0
Tommy Kramer (1977-89).....	1	23	20.0	1
Marc May (1987).....	1	22	22.0	0
Tom Michel (1964).....	1	14	14.0	0
Larry Vargo (1964-65).....	1	13	13.0	0
Bill Harris (1969-70).....	1	12	12.0	0
Richard Angulo (2005).....	1	11	11.0	0
Hank Baskett (2010).....	1	18	18.0	0
Don Hasselbeck (1984).....	1	10	10.0	0
Travis Prentice (2001).....	1	10	10.0	0
Ed Shenk (1987).....	1	10	10.0	0
Robert Steele (1979).....	1	10	10.0	0
Larry Ned (2003-04).....	1	9	9.0	0
Jaymar Johnson (2009-10).....	1	9	9.0	0
Jay Carroll (1985).....	1	8	8.0	0
Leonard Moore (1987).....	1	8	8.0	0
Thomas Tapeh (2008).....	1	7	7.0	0
Nate Wright (1971-80).....	1	6	6.0	0
Bob Goodridge (1968).....	1	5	5.0	0
Robert Green (1997).....	1	5	5.0	0
Troy Walters (2000-01).....	1	5	5.0	0
Ron Yary (1968-81).....	1	5	5.0	0
Jarvis Redwine (1981-83).....	1	4	4.0	0
Danta Whitaker (1992).....	1	4	4.0	0
John Cerak (1993-96).....	1	3	3.0	0
Brad Johnson (1992-98).....	1	3	3.0	1
James Stewart (1995).....	1	3	3.0	0
Jimmy Edwards (1979).....	1	2	2.0	0
John Ward (1970-74).....	1	1	1.0	0
Daunte Culpepper (1999-05).....	1	0	0.0	0
Rich Gannon (1987-92).....	1	0	0.0	0
Korey Stringer (1995-00).....	1	-1	-1.0	0
Brett Favre (2009-10).....	1	-2	-2.0	0
Randal Cunningham (1997-99).....	1	-3	-3.0	0
Emmanuel Arceneaux (2011).....	1	10	10.0	0
Joe Webb (2010-12).....	1	9	9.0	0
Christian Ponder (2011-12).....	1	-15	-15.0	0
Matt Asiata (2012).....	1	2	2.0	0
Ed White (1969-77).....	0	3	0.0	0
Fran Tarkenton (1961-66, '72-78).....	0	-12	--	0

VIKINGS ALL-TIME RUSHING

PLAYER	ATT.	YARDS	AVG.	TD
Adrian Peterson (2007-12).....	1,754	8,849	5.0	76
Robert Smith (1993-00).....	1,411	6,818	4.8	32
Chuck Foreman (1973-79).....	1,529	5,879	3.8	52
Bill Brown (1962-74).....	1,627	5,757	3.5	52
Ted Brown (1979-86).....	1,117	4,546	4.1	40
Dave Osborn (1965-75).....	1,172	4,320	3.7	29
Darrin Nelson (1982-89, '91-92).....	981	4,231	4.3	18
Tommy Mason (1961-66).....	761	3,252	4.3	28
Michael Bennett (2001-05).....	713	3,174	4.5	12
Chester Taylor (2006-09).....	655	2,797	4.3	18
Terry Allen (1990-94).....	641	2,795	4.4	23
Fran Tarkenton (1961-66, '72-78).....	464	2,548	5.5	22
Daunte Culpepper (1999-05).....	454	2,476	5.5	29
Alfred Anderson (1984-91).....	626	2,374	3.8	22
Herschel Walker (1989-91).....	551	2,264	4.1	20
Clinton Jones (1967-72).....	546	2,008	3.7	19
Arco Reed (1968-74).....	490	1,968	4.0	8
Rickey Young (1978-83).....	554	1,744	2.9	10
Leroy Hoard (1956-99).....	438	1,689	3.9	26
Moe Williams (1996-00, '02-05).....	370	1,535	4.1	21
Rick Fennell (1987-91).....	358	1,508	4.2	11
Meweide Moore (2004-07).....	264	1,285	4.9	1
Scottie Graham (1993-96).....	349	1,239	3.6	7
Brent McCallahan (1973-80).....	367	1,207	3.3	6
Ontario Smith (2003-04).....	231	1,123	4.9	7
Toby Gerhart (2010-12).....	240	1,022	4.3	3
Robert Miller (1972-75).....	306	1,007	3.3	4
Robert Miller (1975-80).....	275	951	3.5	7
Allen Rice (1984-90).....	307	934	3.0	13
Tony Galbreath (1981-83).....	194	788	4.1	7

Hugh McElhenry (1961-62).....	170	770	4.5	3
Rich Gannon (1987-92).....	144	720	5.0	3
Percy Harvin (2009-12).....	107	683	6.4	4
Wade Wilson (1981-91).....	159	679	4.3	9
D.J. Dozier (1987-91).....	163	643	3.9	7
Amp Lee (1994-96).....	149	636	4.3	2
Mel Triplett (1961-62).....	132	567	4.3	3
Jim Lindsey (1966-72).....	177	558	3.2	6
Joe Kapp (1967-69).....	99	540	5.5	5
Tarvaris Jackson (2006-10).....	119	535	4.5	4
Roger Craig (1992-93).....	143	535	3.7	5
Tommy Kramer (1977-89).....	213	524	2.5	8
Christian Ponder (2011-12).....	88	472	5.4	2
Barry Word (1993).....	142	458	3.2	2
Phil King (1965-66).....	89	405	4.6	0
Charles Evans (1993-98).....	118	364	3.1	4
Sammy Johnson (1976-78).....	83	356	4.3	2
Raymond Hayes (1961).....	73	319	4.4	2
Randall Cunningham (1997-99).....	61	317	5.2	1
Doug Chapman (2000-03).....	90	317	3.5	0
Brad Johnson (1992-98, 2005-06).....	121	315	2.6	2
Doug Mayberry (1961-62).....	87	314	3.6	1
Anthony Carter (1985-93).....	47	290	6.2	2
Tom Wilson (1963).....	73	282	3.8	4
Joe Webb (2010-12).....	41	273	6.7	4
Artose Pinner (2006).....	43	190	4.4	3
Bill Barnes (1965-66).....	53	164	3.1	1
Ciatrick Fason (2005-06).....	50	161	3.2	5
Randy Moss (1998-04).....	23	159	6.9	0
Darryl Harris (1988).....	34	151	4.4	1
Bob Grim (1967-71, '76-77).....	7	147	21.0	0
Jim Kleinsasser (1999-11).....	43	147	3.4	1
James Stewart (1995).....	31	144	4.6	0
Warren Moon (1994-96).....	69	143	2.1	0
John Gilliam (1972-75).....	18	136	7.6	1
Tom Michel (1964).....	39	129	3.3	0
David Palmer (1994-00).....	35	123	3.5	1
Ron VanderKelen (1963-67).....	26	116	4.5	1
Keith Henderson (1992).....	34	113	3.3	1
Bob Reed (1962-63).....	27	110	4.1	0
Jesse Clark (1989-90).....	26	106	4.1	0
Bobby Walden (1964-67).....	9	100	11.1	0
Sammy White (1976-86).....	18	97	5.3	0
Jim McMahon (1993).....	33	96	2.9	0
Terry LeCount (1979-83, '87).....	6	90	15.0	0
Kelly Campbell (2002-04).....	14	86	6.1	0
Gary Cuzzo (1968-71).....	36	86	2.4	0
Greg Coleman (1978-87).....	10	85	8.5	0
Albert Young (2009-10).....	25	82	3.3	0
Harold Morrow (1996-02).....	17	75	4.4	0
Mark Kellar (1976-78).....	25	74	3.0	0
Steve Dilis (1979-84).....	24	73	3.0	0
Todd Bouman (1997-02).....	10	70	7.0	0
Jarvis Redwine (1981-83).....	17	70	4.1	0
Spergon Wynn (2001).....	8	61	7.6	0
Mike Anthony Jones (1983-85).....	7	60	8.6	0
Bill McWatters (1964).....	14	60	4.3	1
Billy Butler (1962-64).....	22	59	2.7	0
Donovan McNabb (2011).....	14	59	4.2	1
Troy Williamson (2005-07).....	5	57	11.4	0
Doug Paschal (1980-81).....	15	53	3.5	1
Hassan Jones (1986-92).....	5	52	10.4	0
Lorenzo Booker (2010-11).....	13	52	4.0	0
Nate Burleson (2003-05).....	8	43	5.4	0
Archie Manning (1983-84).....	11	42	3.8	0
Jeff George (1999).....	16	41	2.6	0
George Shaw (1961).....	10	39	3.9	0
Bob Lee (1969-72, '75-78).....	39	37	0.9	2
James Brim (1987).....	2	36	18.0	1
Tony Adams (1987).....	11	31	2.8	0
Ted Dean (1964).....	5	30	6.0	0
Koren Robinson (2005).....	4	27	6.8	1
Joe Johnson (1992).....	4	26	6.5	0
Bobby Phillips (1995).....	14	26	1.9	0
Tony Richardson (2006-07).....	12	25	2.1	0
Billy Waddy (1984).....	3	24	8.0	0
Adam Walker (1987).....	5	24	4.8	0
Cris Carter (1990-01).....	8	24	2.4	0
Jeff Dugan (2004-10).....	11	23	2.1	0
Grady Alderman (1961-74).....	0	22	22.0	0
Robert Green (1997).....	6	22	3.7	0
Qadry Ismail (1993-96).....	4	21	5.3	0
Naufahu Tahf (2006-10).....	10	21	2.1	0
Bubby Brister (2000).....	5	20	4.0	0
Jeff Womack (1987).....	9	20	2.2	0
Cedric Smith (1990).....	9	19	2.1	0
Leo Lewis (1981-91).....	16	19	1.2	0
Bernard Berrian (2008-11).....	5	18	3.6	0
Ron Groce (1976).....	3	18	6.0	0
Darrell Lester (1964).....	4	18	4.5	0
Brooks Bollinger (2006-07).....	5	18	3.6	0
Brett Wilson (1987).....	5	16	3.2	0

Eddie Payton (1980-82)	2	15	7.5	0	Gordon Smith (1961-65)	1	2	2.0	0
Eddie Johnson (2003)	2	15	7.5	0	Jeff Williams (1966)	1	2	2.0	0
Sam Harrell (1980-82, '87)	6	15	2.5	0	Willie Spencer (1976)	4	2	0.5	0
Brett Favre (2009-10)	26	15	0.6	0	Larry Miller (1987)	1	1	1.0	0
Wayne Wilson (1986)	8	14	1.8	0	Joe Senser (1979-84)	2	1	0.5	0
Bob Berry (1965-67, '73-76)	5	13	2.6	0	Randall McDaniel (1988-99)	2	1	0.5	0
Bill Harris (1969-70)	6	13	2.2	0	Bob Ferguson (1963)	3	1	0.3	0
Jimmy Smith (1987)	7	13	1.9	0	Sean Salisbury (1990-94)	15	1	0.1	0
Travis Prentice (2001)	14	13	0.9	2	Paul Krause (1968-79)	1	0	0.0	0
Nick Davis (2002-03)	1	11	11.0	0	Al Denson (1971)	1	0	0.0	0
Jamie Caleb (1961)	3	11	3.7	0	Jeff Siemon (1972-82)	1	0	0.0	0
Leonard Moore (1987)	4	11	2.8	0	Mike Saxon (1994-95)	1	0	0.0	0
Jarius Wright (2012)	2	11	5.5	0	Mitch Berger (1996-01)	1	0	0.0	0
Earl Denny (1967-68)	2	9	4.5	0	Kyle Richardson (2002)	1	0	0.0	0
Matt Asiata (2012)	3	9	3.0	0	John Avery (2003)	1	0	0.0	0
Ahmad Rashad (1976-81)	1	8	8.0	0	Charles Stackhouse (2003)	1	0	0.0	0
Travis Taylor (2005-06)	3	8	2.7	0	Lance Rentzel (1965-66)	1	-1	-1.0	0
Bethel Johnson (2006)	4	8	2.0	0	Jim Gustafson (1985-89)	1	-2	-2.0	0
Norm Sneed (1971)	6	6	1.0	1	Harry Newsome (1990-93)	2	-2	-1.0	0
Gus Fretotte (2003-04, 08)	31	5	0.2	1	Shaun Hill (2005)	2	-2	-1.0	0
Steve Jordan (1982-94)	1	4	4.0	1	Tom Hall (1964-66, '68-69)	4	-4	-1.0	0
Robert Tate (1997-01)	1	4	4.0	0	Jay Fiedler (1998)	4	-6	-1.5	0
Brian Russell (2002-04)	1	4	4.0	0	Mike Mularkey (1983-88)	1	-6	-6.0	0
John McCormick (1962)	2	4	2.0	0	Bucky Scribner (1987-89)	2	-7	-3.5	0
Jim Young (1965-66)	3	4	1.3	0	Bobby Wade (2007-08)	1	-9	-9.0	0
Phil Frye (1987)	4	4	1.0	0	Preston Carpenter (1966)	1	-10	-10.0	0
Andre Thomas (1987)	6	4	0.7	0	Jerry Reichow (1961-64)	1	-12	-12.0	0
Andrae Allison (2007-08)	3	4	1.3	0	Mike Eischeid (1972-74)	1	-13	-13.0	0
Dave Nelson (1984)	1	3	3.0	0	Dwight Collins (1984)	3	-14	-4.7	0
Troy Walters (2000-01)	1	3	3.0	0	Chris Kluge (2005-12)	3	-19	-6.3	0
Stu Voigt (1970-80)	2	3	1.5	1	Mike Mercer (1961)	1	-32	-32.0	0
Steve Harris (1987)	4	3	0.8	0					

VIKINGS TOUCHDOWNS BY SEASON

Year	Offensive			Defensive		Special Teams				
	Rush	Pass	Fumble	Int	Fumble	Punt	Kick	Blk Punt	Blk FG	Total
1961	14	22	0	0	0	1	0	0	0	1
1962	7	22	0	1	2	0	0	0	0	0
1963	17	16	0	2	2	4	1	1	0	2
1964	14	23	0	4	1	5	0	0	0	0
1965	19	21	0	2	0	2	0	1	1	2
1966	15	18	0	1	0	1	0	0	0	0
1967	10	11	0	2	1	3	0	1	0	1
1968	19	11	0	1	0	1	1	0	0	1
1969	15	24	1	2	0	2	0	0	1	1
1970	16	12	0	2	3	5	0	0	2	2
1971	14	9	0	1	1	2	0	0	0	0
1972	11	19	0	2	2	4	0	0	0	0
1973	14	16	0	2	0	2	0	0	1	1
1974	17	22	0	0	1	1	0	0	0	0
1975	18	27	1	0	2	2	0	0	0	0
1976	18	17	0	0	0	0	0	0	1	0
1977	9	19	0	0	1	1	0	0	1	1
1978	10	25	0	0	1	1	0	0	1	1
1979	9	23	0	0	0	0	0	0	0	0
1980	14	22	0	2	0	2	0	1	2	1
1981	8	27	0	0	1	1	0	1	0	1
1982	6	15	0	1	1	2	0	0	0	0
1983	17	15	0	0	1	1	0	0	1	1
1984	10	18	0	1	2	3	0	0	0	0
1985	19	22	0	1	1	2	0	0	0	0
1986	14	31	0	2	0	2	0	0	1	0
1987	20	21	0	0	0	0	1	0	0	1
1988	22	20	0	5	2	7	0	0	0	0
1989	12	17	0	2	4	6	0	1	0	1
1990	10	25	0	2	2	4	0	0	0	0
1991	18	16	0	2	0	2	0	0	0	0
1992	19	18	0	5	2	8	0	0	0	0
1993	8	18	0	2	0	2	0	0	0	0
1994	11	18	0	4	3	7	0	0	0	0
1995	10	33	0	2	2	4	1	0	0	1
1996	7	24	0	1	0	1	1	0	0	1
1997	14	26	0	0	2	2	0	0	0	0
1998	17	41	0	3	2	5	0	1	0	1
1999	13	32	0	1	0	1	1	2	0	3
2000	14	33	0	0	0	0	0	0	0	0
2001	10	23	0	1	1	2	0	0	0	0
2002	26	19	0	1	0	1	0	0	0	0
2003	15	32	0	4	0	4	0	0	0	0
2004	8	39	0	1	1	2	1	0	0	1
2005	10	18	0	3	0	3	1	1	0	2
2006	12	13	1	3	2	5	1	0	0	1
2007	22	12	0	6	2	8	0	1	0	1
2008	15	22	0	0	2	2	1	0	0	2
2009	19	34	0	0	1	1	0	2	0	2
2010	16	14	0	1	1	2	0	1	0	1
2011	18	20	0	0	0	0	0	1	0	1
2012	16	18	0	3	0	3	1	1	0	2

KICKOFF
EXECUTIVES
STAFF
COACHES
PLAYERS
ROOKIES
2012 SEASON
RECORDS
PLAYOFF RECORDS
HISTORY
EXTRA POINTS

VIKINGS TEAM RECORDS

1961-77 - 14 games; 1978-2012 - 16 games * = 16-game record where applicable † = 9 games ‡ = 15 games
Note: The 1982 regular season was reduced to nine games and the 1987 season to 15 games due to players' strike

GAMES WON

Most Consecutive Games Won (Including Postseason)

12 1969
10 1975
9 1973
9 1998
9 2002-03

Most Consecutive Games Won (Regular Season)

12 1969
10 1975
10 1999-00
9 1973
9 1998-99
9 2002-03

Most Games Won, Season (Including Postseason)

16 1998
14 1969, 1973
13 1976, 2009

Most Games Won, Season (Regular Season)

15 1998
12 1969, 1970, 1973, 1975, 2009
11 1976, 1992, 2000

Most Consecutive Games Won, Start of Season

10 1975
9 1973
7 1998, 2000

Most Consecutive Games Won, End of Season

8 1998
4 2012
3 1964, 1970, 1974, 1993, 1999, 2002

Most Consecutive Home Games Won

15 1974-76
14 1969-70
13 1988-90
13 1999-00

Most Consecutive Road Games Won

7 1970-71
7 1973-74

GAMES LOST

Most Consecutive Games Lost

8 2001-02
7 1961
7 1961-62

Most Consecutive Games Without Victory

8 2001-02
7 1961
7 1961-62
7 1962

Most Games Lost, Season

13 1984
13 2011
11 1961
11 1962
11 2001

Most Consecutive Home Games Lost

5 1966-67
5 2011

Most Consecutive Home Games Without Victory

7 1966-67

Most Consecutive Away Games Lost

16 2000-02

Most Consecutive Away Games Without Victory

16 2000-02

SCORING

Most Points, Season

556 1998
470 2009
416 2003

Most Points, Opponent, Season

484 1984

Fewest Points, Season

187 1982†
259 1979*

Fewest Points, Opponent, Season

133 1969
139 1979*

Most Points, Game

54 vs. Dal., 10/18/70
52 vs. Pitt., 11/23/69
52 vs. Balt., 9/28/69

Most Points, Opponent, Game

56 vs. St. L., 10/6/63

Most Points, Both Teams, Game

89 @ Chi., 10/19/08 (Minn. 41, Chi. 48)
87 @ Chi., 12/17/61 (Minn. 35, Chi. 52)
86 @ LA Rams, 11/19/72 (Minn. 45, LA 41)

Fewest Points, Both Teams, Game

3 vs. G.B., 11/14/71 (Minn. 3, G.B. 0)

Most Points Overcome To Win Game

24 vs. S.F., 12/4/77
23 @ Phil., 12/1/85
21 @ S.F., 10/24/65
20 vs. Chi., 10/4/92

Most Points, Opponent, Overcome To Win Game

21 @ Cin., 12/24/95
20 @ N.E., 11/13/94
20 vs. Det., 9/25/11

Most Points, First Half

35 vs. G.B., 9/28/86
35 vs. Det., 12/2/07
34 vs. Dal., 10/18/70
34 vs. Chi., 11/25/90

Most Points, Opponent, First Half

45 @ Sea., 9/29/02

Most Points, Both Teams, First Half

55 @ Sea., 9/29/02

Most Points, Second Half

38 vs. Jack., 12/20/98
35 @ LA Rams, 11/19/72
35 vs. Pitt., 11/23/69

Most Points, Opponent, Second Half

35 vs. St. L., 10/6/63

Most Points, Both Teams, Second Half

58 vs. Buf., 9/15/02

Most Points, First Quarter

28 vs. G.B., 9/28/86
28 vs. Ari., 10/9/11
21 vs. Det., 11/15/92
21 @ Dal., 11/26/98
21 vs. T.B., 10/3/99
21 @ Ari., 12/14/08

Most Points, Opponent, First Quarter

21 @ Oak., 12/11/77
21 @ Oak., 12/17/78
21 @ Den., 11/18/84
21 @ Cin., 11/23/86
21 @ S.F., 12/18/95
21 @ Det., 12/11/11

Most Points, Both Teams, First Quarter

31 @ Cin., 11/23/86

Most Points, Second Quarter

28 vs. S.F., 9/29/63
28 vs. Atl., 9/14/68
28 vs. S.D., 11/28/99
28 vs. Det., 12/2/07
24 vs. Det., 10/8/89
24 vs. Chi., 11/29/08
24 vs. NYG., 1/3/10
24 vs. Buf., 12/5/10

Most Points, Opponent, Second Quarter

31 @ Sea., 9/29/02

Most Points, Both Teams, Second Quarter

35 vs. S.F., 9/29/63
35 @ S.F., 10/24/65
35 vs. Det., 12/2/07

Most Points, Third Quarter

24 @ Pitt., 9/24/95
21 @ S.F., 10/24/65
21 vs. Phil., 12/22/85
21 vs. Det., 9/13/87

Most Points, Opponent, Third Quarter

24 @ Chi., 9/19/85

Most Points, Both Teams, Third Quarter

31 @ Chi., 12/17/61

Most Points, Fourth Quarter

28 @ Phil., 12/1/85
24 @ Pitt., 11/26/67
24 vs. T.B., 11/30/86
24 vs. Jack., 12/20/98

Most Points, Opponent, Fourth Quarter

28 @ Balt., 12/16/62

28 vs. St. L., 10/6/63

28 vs. G.B., 11/21/65

28 @ Chi., 9/17/89

Most Points, Both Teams, Fourth Quarter

35 @ Balt., 12/16/62
35 @ Chi., 11/19/65
35 @ LA Rams, 11/19/72

Most Consecutive Games Scoring

260 1991-2007
161 1962-73

Largest Margin of Victory

48 vs. Cle., 11/9/69 (51-3)
42 vs. N.O., 12/4/88 (45-3)
41 vs. Dal., 10/18/70 (54-13)
41 vs. Hou., 10/13/74 (51-10)
40 vs. Atl., 9/14/68 (47-7)
40 @ Dal., 11/13/88 (43-3)
40 vs. Jack., 12/20/98 (50-10)
38 vs. Balt., 9/28/69 (52-14)
38 vs. Pitt., 11/23/69 (52-14)
38 vs. Atl., 11/9/75 (38-0)

Largest Margin of Defeat

44 @ S.F., 12/8/84 (7-51)
38 @ Det., 12/12/81 (7-45)
38 @ G.B., 11/14/11 (7-45)
36 @ LA Rams, 9/22/67 (3-39)
35 vs. Phil., 9/14/80 (7-42)
34 @ G.B., 11/11/07 (0-34)
32 @ L.A. Rams, 10/24/77 (3-35)
31 @ Balt., 12/8/63 (10-41)
31 @ Det., 12/9/78 (14-45)
31 vs. SF., 9/8/83 (17-48)
31 vs. Chi., 11/25/84 (3-34)
31 @ St. L., 11/30/03 (17-48)

TOUCHDOWNS

Most Touchdowns, Season

64 1998
56 2009
51 2003
50 2004

Most Touchdowns, Opponent, Season

59 1984

Fewest Touchdowns, Season

23 1982†
25 1967, 1971
28 1993*

Fewest Touchdowns, Opponent, Season

14 1970
14 1971
24 1988

Most Touchdowns, Game

7 vs. Balt., 9/28/69
7 vs. Pitt., 11/23/69
7 @ T.B., 10/23/88

Most Touchdowns, Opponent, Game

8 vs. St. L., 10/6/63
7 @ Chi., 12/17/61

Most Touchdowns, Both Teams, Game

12 @ Chi., 12/17/61

Most Consecutive Games Scoring Touchdown

97 1995-2001
55 1962-66
52 2002-2005

POINT AFTER TOUCHDOWNS

Most Point After Touchdowns, Season

59 1998
54 2009
48 1988
48 2003

Most Point After Touchdowns, Opponent, Season

58 1984

Most Point After Touchdowns, Game

7 vs. Balt., 9/28/69
7 vs. Pitt., 11/23/69
7 @ T.B., 10/23/88

Most Point After Touchdowns, Opponent, Game

8 @ St. L., 10/6/63
7 @ Chi., 12/17/61

Most Consecutive Point After Touchdowns

199 1968-74

FIELD GOALS

Most Field Goals Attempted, Season

45 1970
44 1989
39 1994

Most Field Goals Attempted, Opponent, Season

42 1999

Fewest Field Goals Attempted, Season14 1982G
18 2001*, 2010***Most Field Goals Attempted, Game**7 vs. LA Rams, 11/5/89
6 vs. N.O., 9/27/70
6 @ Chi., 9/23/73
6 vs. Clev., 11/4/73
6 vs. Cin., 12/25/89
6 vs. G.B., 9/26/93
6 @ Balt., 12/13/98
6 vs. Ind., 9/14/08**Most Field Goals Attempted, Opponent, Game**

8 vs. Det., 11/13/66

Most Field Goals Attempted, Both Teams, Game

10 @ Chi., 9/23/73

Most Field Goals, Season35 1998, 2012
34 1994
32 1989**Most Field Goals, Opponent, Season**

34 2006

Fewest Field Goals, Season8 1977, 1982G
12 1978**Most Field Goals, Game**7 vs. LA Rams, 11/5/89
6 @ Balt., 12/13/98**Most Field Goals, Opponent, Game**6 vs. Det., 11/13/66
6 @ Det., 10/17/99**Most Field Goals, Both Teams, Game**7 vs. Det., 11/13/66
7 @ Chi., 9/23/73
7 vs. NYG, 11/16/86
7 vs. LA Rams, 11/5/89
7 vs. G.B., 9/26/93
7 vs. Det., 9/20/98
7 @ Det., 10/17/99
7 vs. Chi., 9/24/06
7 vs. Oak., 11/18/07
7 vs. Det., 9/25/11
7 vs. Jax., 9/9/12**Most Consecutive Games Scoring Field Goal**

31 1968-70

SAFETIES**Most Safeties, Season**

3 1965, 1981, 2008

Most Safeties, Opponent, Season

2 1988, 1995, 1996, 2007

Most Safeties, Game2 @ Atl., 10/5/03
2 vs. G.B., 11/9/08**FIRST DOWNS****Most First Downs, Season**351 2004
350 2002**Most First Downs, Opponent, Season**

350 2004

Most First Downs, Both Teams, Season

701 2004

Fewest First Downs, Season167 1982G
272 2006***Fewest First Downs, Opponent, Season**158 1969
243 1988**Most First Downs, Game**34 vs. Balt., 9/28/69
33 vs. Det., 11/6/88
32 @ G.B., 11/17/91
32 vs. N.O., 11/19/95**Most First Downs, Opponent, Game**

36 vs. N.O., 12/18/11

Most First Downs, Both Teams, Game

57 vs. Buf., 9/15/02

Fewest First Downs, Game

3 @ G.B., 12/21/06

Fewest First Downs, Opponent, Game

3 @ Det., 11/24/88

Fewest First Downs, Both Teams, Game

14 @ Atl., 12/21/69

Most First Downs, Rushing, Season

142 1975

Most First Downs, Rushing, Opponent, Season

148 1979

Fewest First Downs, Rushing, Season52 1982G
75 1996***Fewest First Downs, Rushing, Opponent, Season**53 1982G
53 2006***Most First Downs, Rushing, Game**

19 vs. Chi., 10/17/65

Most First Downs, Rushing, Opponent, Game

20 vs. S.F., 10/15/61

Fewest First Downs, Rushing, Game

0 vs. Chi., 10/28/96

Fewest First Downs, Rushing, Opponent, Game0 vs. S.F., 12/14/69
0 @ Det., 11/24/88

0 vs. Det., 1/2/00

0 @ Det., 12/10/06

0 vs. Chi., 11/29/09

Most First Downs Passing, Season

225 2004

Most First Downs Passing, Opponent, Season

229 2012

Fewest First Downs Passing, Season85 1967
136 1987#
139 2007**Fewest First Downs Passing, Opponent, Season**

80 1977

Most First Downs, Passing, Game

24 vs. Balt., 9/28/69

Most First Downs, Passing, Opponent, Game23 vs. N.O., 12/28/11
23 @ St.L., 12/16/12**Fewest First Downs, Passing, Game**

1 @ G.B., 12/21/06

Fewest First Downs, Passing, Opponent, Game1 vs. Chi., 10/1/67
1 @ S.F., 11/29/76
1 @ Chi., 11/20/77
1 @ Chi., 12/3/06**Most First Downs, Penalty, Season**

36 1999

Most First Downs, Penalty, Opponent, Season

36 2003

Fewest First Downs, Penalty, Season8 1982G
16 1992, 1993***Fewest First Downs, Penalty, Opponent, Season**8 1962
10 1974**Most First Downs, Penalty, Game**7 vs. Oak., 11/20/11
6 vs. Oak., 9/14/81
6 vs. S.F., 10/24/99**Most First Downs, Penalty, Opponent, Game**

7 @ Chi., 9/25/78

NET YARDS GAINED**Most Yards Gained, Season**6,339 2004
6,294 2003**Most Yards Gained, Opponent, Season**

6,352 1984

Fewest Yards Gained, Season2,879 1982G
4,316 2005***Fewest Yards Gained, Opponent, Season**2,720 1969
4,091 1988***Most Yards Gained, Game**622 vs. Balt., 9/28/69
605 @ N.O., 10/17/04
559 vs. S.F., 10/30/66**Most Yards Gained, Opponent, Game**

576 @ Balt., 12/16/62

Most Yards Gained, Both Teams, Game

1,013 @ Wash., 11/2/86

Fewest Yards Gained, Game

87 vs. G.B., 11/14/71

Fewest Yards Gained, Opponent, Game60 vs. Atl., 11/9/75
60 @ N.O., 11/16/75
60 @ Det., 11/24/88**Fewest Yards Gained, Both Teams, Game**

272 vs. LA Rams, 10/26/70

Most Consecutive Games, 300 or More Yards

36 2002-2004

Most Consecutive Games, 400 or More Yards

5 2004

RUSHING**ATTEMPTS****Most Rushing Attempts, Season**556 1975
551 1966**Most Rushing Attempts, Opponent, Season**

583 1979

Fewest Rushing Attempts, Season245 1982G
376 2001***Fewest Rushing Attempts, Opponent, Season**260 1982G
338 1969
352 1995***Most Rushing Attempts, Game**

63 vs. Atl., 11/9/75

Most Rushing Attempts, Opponent, Game

65 vs. LA Rams, 9/19/76

Fewest Rushing Attempts, Game11 vs. G.B., 11/29/81
11 @ N.O., 10/7/01**Fewest Rushing Attempts, Opponent, Game**

6 vs. Ari., 11/26/06

YARDS**Most Yards Gained Rushing, Season**2,634 2007, 2012
2,507 2002
2,343 2003**Most Yards Gained Rushing, Opponent, Season**

2,637 1961

Fewest Yards Gained Rushing, Season912 1982G
1,467 2005***Fewest Yards Gained Rushing, Opponent, Season**985 2006*
1,020 1982G
1,089 1969**Most Yards Gained Rushing, Game**378 vs. S.D., 11/4/07
311 @ Chi., 10/14/07**Most Yards Gained Rushing, Opponent, Game**

343 vs. Chi., 11/20/70

Most Yards Gained Rushing, Both Teams, Game548 vs. LA Rams, 11/5/61
486 vs. Chi., 10/17/65**Fewest Yards Gained Rushing, Game**

11 vs. Chi., 10/28/96

Fewest Yards Gained Rushing, Opponent, Game-3 @ Det., 12/10/06
4 vs. Sea., 11/22/09
7 @ Mia., 11/19/06**AVERAGE GAIN****Highest Average Gain Rushing, Season**5.4 2012
5.3 2002, 2007
5.2 2011**Lowest Average Gain Rushing, Season**

3.2 1970

Highest Average Gain Game (Min. 10 att.)

9.0 @ Sea., 11/4/12

TOUCHDOWNS**Most Touchdowns, Rushing, Season**26 2002
22 1988, 2007

KICKOFF EXECUTIVES STAFF COACHES PLAYERS ROOKIES 2012 SEASON RECORDS HISTORY PLAYOFF RECORDS EXTRA POINTS

Most Touchdowns, Rushing, Opponent, Season

29 1961

Fewest Touchdowns, Rushing, Season

6 1982G

7 1996*

Fewest Touchdowns, Rushing, Opponent, Season

2 1971

5 2009

7 2007

Most Touchdowns, Rushing, Game

4 Many times, last time vs. Ari., 10/9/11

Most Touchdowns, Rushing, Opponent, Game

5 vs. S.F., 10/15/61

5 @ St. L., 12/10/00

Most Touchdowns, Rushing, Both Teams, Game

7 vs. S.F., 10/15/61

7 @ Sea., 9/23/02

PASSING**ATTEMPTS****Most Passes Attempted, Season**

709 1981

Most Passes Attempted, Opponent, Season

646 2007

Fewest Passes Attempted, Season

282 1968

432 2007

Fewest Passes Attempted, Opponent, Season

292 1982G

312 1977

366 1979*

Most Passes Attempted, Game

63 @ T.B., 9/5/81

63 @ N.E., 10/20/91

Most Passes Attempted, Opponent, Game

70 @ N.E., 11/13/94

Most Passes Attempted, Both Teams, Game

112 @ N.E., 11/13/94

Fewest Passes Attempted, Game

8 @ C.B., 11/27/77

Fewest Passes Attempted, Opponent, Game

6 @ Chi., 10/23/72

Fewest Passes Attempted, Both Teams, Game

22 vs. G.B., 11/14/71

COMPLETIONS**Most Passes Completed, Season**

409 1994

Most Passes Completed, Opponent, Season

415 2007

Fewest Passes Completed, Season

150 1967

232 1987#

249 2007*

Fewest Passes Completed, Opponent, Season

149 1967

149 1977

218 1990*

Most Passes Completed, Game

38 vs. Clev., 12/14/80

38 vs. G.B., 11/29/81

37 @ T.B., 9/5/81

37 @ Phi., 9/20/04

Most Passes Completed, Opponent, Game

45 @ N.E., 11/13/94

Most Pass Completions, Both Teams, Game

71 @ N.E., 11/13/94

Fewest Passes Completed, Game

2 @ G.B., 10/15/67

Fewest Passes Completed, Opponent, Game

2 vs. Chi., 12/3/72

Fewest Pass Completions, Both Teams, Game

11 vs. G.B., 11/14/71

YARDS**Most Yards Gained, Passing, Season**

4,754 2004

4,492 1998

4,333 1981

Most Yards Gained, Passing, Opponent, Season

4,500 2007

Fewest Yards Gained, Passing, Season

1,655 1971

2,745 2007*

2,826 1987#

Fewest Yards Gained, Passing, Opponent, Season

1,438 1970

2,489 1988*

Most Yards Gained, Passing, Game

530 vs. Balt., 9/28/69

Most Yards Gained, Passing, Opponent, Game

486 @ T.B., 12/7/80

Most Yards Gained, Passing, Both Teams, Game

918 @ S.D., 11/9/03

Fewest Yards Gained, Passing, Game

21 vs. G.B., 11/14/71

21 vs. Det., 12/11/71

Fewest Yards Gained, Passing, Opponent, Game

7 @ N.O., 11/16/75

Fewest Yards Gained, Passing, Both Teams, Game

102 vs. Atl., 11/9/75

COMPLETION PERCENTAGE**Highest Completion Percentage, Season**

68.8 2004 (380-552)

Highest Completion Percentage, Opponent, Season

68.2 2011 (367-538)

Lowest Completion Percentage, Season

44.6 1967 (150 of 336)

Lowest Completion Percentage, Opponent, Season

45.6 1988 (219 of 480)

Highest Completion Percentage, Game (10 att.)

87.5 vs. Cin., 11/13/77 (21 of 24)

Highest Completion Percentage, Opponent, Game (10 att.)

85.2 @ LA Raiders, 9/5/93 (23 of 27)

83.3 vs. S.F., 12/26/94 (30 of 36)

Highest Completion Percentage, Both Teams, Game

77.6 @ Chi., 9/18/94 (52 of 67)

Lowest Completion Percentage, Game (10 att.)

18.2 @ G.B., 10/15/67 (2 of 11)

Lowest Completion Percentage, Opponent, Game

15.3 vs. Chi., 12/3/72 (2 of 13)

Lowest Completion Percentage, Both Teams, Game

29.8 @ Det., 12/17/67 (14 of 47)

TOUCHDOWNS**Most Touchdowns, Passing, Season**

41 1998

Most Touchdowns, Passing, Opponent, Season

35 1984

Fewest Touchdowns, Passing, Season

9 1971

12 2007

Fewest Touchdowns, Passing, Opponent, Season

6 1970

11 1993

Most Touchdowns, Passing, Game

7 vs. Balt., 9/28/69

6 vs. G.B., 9/28/86

Most Touchdowns, Passing, Opponent, Game

5 8 times, last vs. N.O., 12/18/11

SACKS**TOTAL SACKS****Most Sacks, Season**

71 1989

51 1992

Most Sacks, Opponent, Season

64 1984

61 1961

Fewest Sacks, Season

16 1961

30 1979, 1980, 2001, 2006

Fewest Sacks, Opponent, Season

19 1974

25 1998*

Most Sacks, Game

9 vs. Det., 10/6/68

9 vs. Chi., 11/2/69

9 @ Atl., 12/20/70

9 @ Chi., 10/25/93

Most Sacks, Opponent, Game

11 @ Chi., 10/28/84

10 vs. Balt., 9/23/62

Most Sacks, Both Teams, Game

14 vs. Chi., 11/2/69

SACK YARDAGE**Most Sack Yardage, Season**

502 1989

Most Sack Yardage, Opponent, Season

538 1961

Most Sack Yardage, Game

78 vs. Chi., 11/2/69

77 @ Atl., 12/20/70

Most Sack Yardage, Opponent, Game

114 @ Chi., 12/17/61

SACK RATIO**Highest Attempts/Sack Ratio, Season**

24.4 1981 (709-29)

21.7 1994 (673-31)

21.1 1974 (400-19)

Highest Attempts/Sack Ratio, Opponent, Season

22.8 1961 (365-16)

20.1 2002 (542-27)

20.0 2006 (599-30)

Fewest Attempts/Sack Ratio, Season

6.2 1961 (377-61)

6.8 1964 (326-48)

7.1 1962 (348-49)

Fewest Attempts/Sack Ratio, Opponent, Season

6.9 1989 (488-71)

7.0 1963 (404-58)

7.2 1968 (323-45)

INTERCEPTIONS**TOTAL INTERCEPTIONS****Most Interceptions, Season**

36 1988

Most Interceptions, Opponent, Season

34 1978

Fewest Interceptions, Season

8 2000, 2001, 2011

Fewest Interceptions, Opponent, Season

7 2009

Most Interceptions, Game

6 @ T.B., 10/23/88

6 @ Pitt., 9/24/95

Most Interceptions, Opponent, Game

5 Many Times, last @ Cin., 9/18/05

YARDS**Most Yards, Season**

693 2003

589 1988

Most Yards, Opponent, Season

445 1962

442 1978

Fewest Yards, Season

43 2009

Fewest Yards, Opponent, Season

37 1982G

72 2012

Most Yards, Game

169 @ NYG, 11/25/07

Most Yards, Opponent, Game

176 @ N.O., 9/3/78

TOUCHDOWNS**Most Touchdowns By Interceptions, Season**

6 1992, 2007

Most Touchdowns By Interceptions, Opponent, Season

4 1967, 2006

PUNTING**TOTAL PUNTS****Most Punts, Season**

94 2006

Most Punts, Opponent, Season

100 1969

Most Punts, Game

12 @ G.B., 11/21/82

Most Punts, Opponent, Game
12 @ N.O., 11/16/75

Fewest Punts, Both Teams, Game
1 @ T.B., 10/29/00

Consecutive Punts, No Blocks
563 1979-87

AVERAGE YARDAGE

Highest Average Distance, Punting, Season
46.9 2008

Highest Average Distance, Punting, Opponent, Season
47.1 2011

Highest Average Distance, Punting, Game (4 punts)
57.5 @ Det., 9/16/07

Highest Average Distance, Punting, Opponent, Game (4 punts)
54.9 vs. S.D., 11/4/07

PUNT RETURNS

TOTAL RETURNS

Most Punt Returns, Season
59 1988

Most Punt Returns, Opponent, Season
52 1978

Most Punt Returns, Game
9 @ LA Rams, 12/2/79

Most Punt Returns, Opponent, Game
9 @ G.B., 12/21/06

YARDS GAINED

Most Yards, Punt Returns, Season
553 1988

Most Yards, Punt Returns, Opponent, Season
624 2008

Most Yards, Punt Returns, Game
117 vs. Wash., 11/3/68

Most Yards, Punt Returns, Opponent, Game
176 @ N.O., 10/6/08

TOUCHDOWNS

Most Touchdowns, Punt Returns, Season
1 13 times, last in 2012

Most Touchdowns, Punt Returns, Opponent, Season
4 2

KICKOFF RETURNS

TOTAL RETURNS

Most Kickoff Returns, Season
86 1984, 2002

Most Kickoff Returns, Opponent, Season
91 2009

Most Kickoff Returns, Game
9 @ Phil., 11/11/01
9 @ Sea., 9/29/02

Most Kickoff Returns, Opponent, Game
10 @ Balt., 12/13/98

YARDS GAINED

Most Yards, Kickoff Returns, Season
1,775 1984, 2002

Most Yards, Kickoff Returns, Opponent, Season
2,060 2009

Most Yards, Kickoff Returns, Game
237 @ Phil., 11/11/01

Most Yards, Kickoff Returns, Opponent, Game
367 @ Balt., 12/13/98

TOUCHDOWNS

Most Touchdowns, Kickoff Returns, Season
2 1999, 2009

Most Touchdowns, Kickoff Returns, Opponent, Season
4 1998

FUMBLES

TOTAL FUMBLES

Most Fumbles, Season
45 1963

Most Fumbles, Opponent, Season
50 1963

Fewest Fumbles, Season
10 1998
12 1982G

Fewest Fumbles, Opponent, Season
16 2002

Most Fumbles, Game

8 @ S.F., 10/24/65

Most Fumbles, Opponent, Game
10 vs Det., 11/12/67

FUMBLES LOST

Most Fumbles Lost, Season
25 1965

Most Fumbles Lost, Opponent, Season
31 1963

Fewest Fumbles, Lost, Season
3 1980

Fewest Fumbles, Lost, Opponent, Season
7 2002, 2003
8 1966

Most Fumbles Lost, Game

5 @ Atl., 12/21/69 (Lost game)

Most Fumbles Lost, Opponent, Game
6 vs. Det., 11/24/63 (Lost game)

Most Consecutive Games without Losing Fumble
10 1998-99

PENALTIES

TOTAL PENALTIES

Most Penalties, Season
137 2002

Most Penalties, Opponent, Season
137 2005

Fewest Penalties, Season
36 1961
83 1991*

Fewest Penalties, Opponent, Season
47 1972
81 1994*

Most Penalties, Game

16 @ Det., 12/19/82

Most Penalties, Opponent, Game
17 @ Cin., 9/18/05

Fewest Penalties, Game
0 Many times, last vs. Chi., 12/3/72

Fewest Penalties, Opponent, Game
0 @ G.B., 11/27/77
0 @ Chi., 10/23/77

YARDS PENALIZED

Most Yards Penalized, Season
1,139 2002

Most Yards Penalized, Opponent, Season
1,167 1998

Fewest Yards Penalized, Season
375 1961
565 1991*

Fewest Yards Penalized, Opponent, Season
399 1982G
614 1994*

Most Yards Penalized, Game

173 @ L.A. Rams, 9/22/67

Most Yards Penalized, Opponent, Game
169 @ Det., 12/30/98

Fewest Yards Penalized, Game
0 Many times, last vs. Chi., 12/3/72

Fewest Yards Penalized, Opponent, Game
0 Many times, last @ NYJ, 11/23/97

BLOCKED KICKS

Most, Season

13 1976, 1979

Most, Season, Opponent
6 1961, 1974

Most, Game
4 @ T.B., 11/25/79 (2 pat, 1-fg, 1 punt)

Most, Game, Opponent
2 vs. Dal., 10/20/68 (2-fgs)
2 vs. Buff., 12/9/79 (1-fg, 1 punt)
2 @ Atl., 12/15/85 (2-fgs)
2 vs. Chi., 10/28/96 (1 punt, 1-fg)



The 1988 Vikings hold the team record for most interceptions in a season with 36. CB Carl Lee led the team that season with 8 interceptions, including 2 returned for touchdowns.

VIKINGS OPENING DAY RESULTS

DATE	OPPONENT (ATTENDANCE)	RESULT	HEAD COACH	STARTING QB	FINAL RECORD
9/17/1961	vs. Chicago (32,236)	W, 37-13	Norm Van Brocklin	George Shaw	3-11
9/16/1962	at Green Bay (38,669)	L, 7-34	Norm Van Brocklin	Fran Tarkenton	2-11-1
9/15/1963	at San Francisco (30,781)	W, 24-20	Norm Van Brocklin	Fran Tarkenton	5-8-1
9/13/1964	vs. Baltimore Colts (35,563)	W, 34-24	Norm Van Brocklin	Fran Tarkenton	8-5-1
9/19/1965	at Baltimore Colts (56,562)	L, 16-35	Norm Van Brocklin	Fran Tarkenton	7-7
9/11/1966	at San Francisco (29,312)	T, 20-20	Norm Van Brocklin	Fran Tarkenton	4-9-1
9/17/1967	vs. San Francisco (39,638)	L, 21-27	Bud Grant	Ron VanderKelen	3-8-3
9/14/1968	vs. Atlanta (45,563)	W, 47-7	Bud Grant	Joe Kapp	8-6
9/21/1969	at NY Giants (62,900)	L, 23-24	Bud Grant	Gary Cuzozzo	12-2#
9/20/1970	vs. Kansas City (47,900)	W, 27-10	Bud Grant	Gary Cuzozzo	12-2#
9/20/1971	at Detroit (54,418)	W, 16-13	Bud Grant	Gary Cuzozzo	11-3#
9/18/1972	vs. Washington (47,900)	L, 21-24	Bud Grant	Fran Tarkenton	7-7
9/16/1973	vs. Oakland (46,619)	W, 24-16	Bud Grant	Fran Tarkenton	12-2#
9/15/1974	at Green Bay (56,312)	W, 32-17	Bud Grant	Fran Tarkenton	10-4#
9/21/1975	vs. San Francisco (48,418)	W, 27-17	Bud Grant	Fran Tarkenton	12-2#
9/12/1976	at New Orleans (58,156)	W, 40-9	Bud Grant	Fran Tarkenton	11-2-1#
9/18/1977	vs. Dallas (47,678)	L, 10-16 (OT)	Bud Grant	Fran Tarkenton	9-5#
9/3/1978	at New Orleans (54,187)	L, 24-31	Bud Grant	Fran Tarkenton	8-7-1#
9/2/1979	vs. San Francisco (46,539)	W, 28-22	Bud Grant	Tommy Kramer	7-9
9/7/1980	vs. Atlanta (44,733)	W, 24-23	Bud Grant	Tommy Kramer	9-7#
9/5/1981	at Tampa Bay (66,287)	L, 13-21	Bud Grant	Steve Dils	7-9
9/12/1982	vs. Tampa Bay (58,440)	W, 17-10	Bud Grant	Tommy Kramer	5-4#
9/4/1983	at Cleveland (70,087)	W, 27-21	Bud Grant	Tommy Kramer	8-8
9/2/1984	vs. San Francisco (57,276)	L, 13-42	Les Steckel	Tommy Kramer	3-13
9/8/1985	vs. San Francisco (57,375)	W, 28-21	Bud Grant	Tommy Kramer	7-9
9/7/1986	vs. Detroit (54,851)	L, 10-13	Jerry Burns	Tommy Kramer	9-7
9/13/1987	vs. Detroit (57,061)	W, 34-19	Jerry Burns	Wade Wilson	8-7#
9/4/1988	at Buffalo (76,783)	L, 10-13	Jerry Burns	Wade Wilson	11-5#
9/10/1989	vs. Houston (54,015)	W, 38-7	Jerry Burns	Wade Wilson	10-6#
9/9/1990	at Kansas City (68,363)	L, 21-24	Jerry Burns	Wade Wilson	6-10
9/1/1991	at Chicago (64,112)	L, 6-10	Jerry Burns	Wade Wilson	8-8
9/6/1992	at Green Bay (58,617)	W, 23-20 (OT)	Dennis Green	Rich Gannon	11-5#
9/5/1993	at LA Raiders (44,120)	L, 7-24	Dennis Green	Jim McMahon	9-7#
9/4/1994	at Green Bay (59,487)	L, 10-16	Dennis Green	Warren Moon	10-6#
9/3/1995	at Chicago (63,036)	L, 14-31	Dennis Green	Warren Moon	8-8
9/1/1996	vs. Detroit (52,972)	W, 17-13	Dennis Green	Warren Moon	9-7#
8/31/1997	at Buffalo (79,139)	W, 34-13	Dennis Green	Brad Johnson	9-7#
9/6/1998	vs. Tampa Bay (62,538)	W, 31-7	Dennis Green	Brad Johnson	15-1#
9/12/1999	at Atlanta (69,555)	W, 17-14	Dennis Green	Randall Cunningham	10-6#
9/3/2000	vs. Chicago (64,104)	W, 30-27	Dennis Green	Daunte Culpepper	11-5#
9/9/2001	vs. Carolina (64,108)	L, 13-24	Dennis Green	Daunte Culpepper	5-11
9/8/2002	at Chicago (63,226)	L, 23-27	Mike Tice	Daunte Culpepper	6-10
9/7/2003	at Green Bay (70,505)	W, 30-25	Mike Tice	Daunte Culpepper	9-7
9/12/2004	vs. Dallas (64,105)	W, 35-17	Mike Tice	Daunte Culpepper	8-8#
9/11/2005	vs. Tampa Bay (63,939)	L, 13-24	Mike Tice	Daunte Culpepper	9-7
9/11/2006	at Washington (90,608)	W, 19-16	Brad Childress	Brad Johnson	6-10
9/9/2007	vs. Atlanta (62,815)	W, 24-3	Brad Childress	Tarvaris Jackson	8-8
9/8/2008	at Green Bay (71,004)	L, 19-24	Brad Childress	Tarvaris Jackson	10-6#
9/13/2009	at Cleveland (70,560)	W, 34-20	Brad Childress	Brett Favre	12-4#
9/9/2010	at New Orleans (70,051)	L, 9-14	Brad Childress	Brett Favre	6-10
9/11/2011	at San Diego (66,716)	L, 17-24	Leslie Frazier	Donovan McNabb	3-13
9/9/2012	vs. Jacksonville (56,607)	W, 26-23 (OT)	Leslie Frazier	Christian Ponder	10-6#

*at Champaign, IL #qualified for playoffs

VIKINGS OPENING DAY HIGHS

PASSING YARDS		RECEIVING TDs		INTERCEPTIONS	
395.....Tommy Kramer.....vs. Atl., 9/7/80		4.....Ahmad Rashad.....vs. S.F., 9/2/79		2.....Larry Vargo.....at Balt., 9/19/65	
361.....Steve Dils.....at T.B., 9/5/81		2.....Rickey Young.....at N.O., 9/3/78		2.....Paul Krause.....vs. Wash., 9/18/72	
297.....Tommy Kramer.....vs. S.F., 9/2/79		2.....Herschel Walker.....at K.C., 9/9/90		2.....Jeff Siemon.....vs. Wash., 9/18/72	
PASSING TDs		PASS RECEPTIONS		LONGEST INTERCEPTION RETURNS	
5.....Daunte Culpepper.....vs. Dal., 9/12/04		12.....Rickey Young.....at N.O., 9/3/78		88t....Darren Sharper.....vs. T.B., 9/11/05	
4.....Tommy Kramer.....vs. S.F., 9/2/79		12.....Ted Brown.....at T.B., 9/5/81		77.....Brian Williams.....at G.B., 9/7/03	
4.....Fran Tarkenton.....vs. Chi., 9/17/61		11.....Ahmad Rashad.....vs. Atl., 9/7/80		54t....Kevin Williams.....vs. Atl., 9/9/07	
RUSHING YARDS		LONGEST RECEPTIONS		LONGEST KICKOFF RETURNS	
180.....Adrian Peterson.....at Cle., 9/13/09		73t....Anthony Carter.....vs. Det., 9/13/87		103t...Percy Harvin.....at S.D., 9/11/11	
169.....Robert Smith.....at Buf., 8/31/97		66.....Randy Moss.....vs. Chi., 9/3/00		71.....Clinton Jones.....at NY Giants, 9/21/69	
140.....Terry Allen.....at K.C., 9/9/90		63t....Onterio Smith.....vs. Dal., 9/12/04		51.....David Palmer.....at Atl., 9/12/99	
RUSHING TDs		COMBINED NET YARDS		LONGEST PUNT RETURNS	
3.....Adrian Peterson.....at Cle., 9/13/09		200....Herschel Walker.....at K.C., 9/9/90		36.....Darius Reynaud.....at Cle., 9/13/09	
3.....Daunte Culpepper.....vs. Chi., 9/3/00		198....Adrian Peterson.....at Cle., 9/13/09		29.....Leonard Willis.....at N.O., 9/12/76	
LONGEST RUNS		QB SACKS		LONGEST FIELD GOALS	
78t....Robert Smith.....at Buf., 8/31/97		3.0.....Keith Millard.....vs. Hou., 9/10/89		55.....Blair Walsh.....vs. Jax., 9/9/12	
73.....Dave Osborn.....vs. S.F., 9/17/67		3.0.....Brian Robison.....vs. Atl., 9/9/07		53.....Paul Edinger.....vs. T.B., 9/11/05	
64.....Adrian Peterson.....at Cle., 9/13/09		2.0.....John Randle.....at Buf., 8/31/97		52.....Jan Stenerud.....vs. S.D., 9/2/84	
RECEIVING YARDS		TOTAL TACKLES		LONGEST PUNTS	
160.....Ahmad Rashad.....vs. Atl., 9/7/80		21.....Ed McDaniel.....at G.B., 9/4/94		77.....Mike Mercer.....at G.B., 9/16/62	
152.....Gene Washington.....at NYG, 9/21/69		16.....Jeff Siemon.....at N.O., 9/3/78		65.....Randall Cunningham.....at Buf., 8/31/97	
152.....Ahmad Rashad.....vs. S.F., 9/2/79		16.....Husain Abdullah.....at S.D., 9/11/11		62.....Chris Kluge.....vs. T.B., 9/11/05	

VIKINGS IN FINAL NFL OFFENSIVE/DEFENSIVE RANKINGS

Year	Offense			Defense		
	Total	Rush	Pass	Total	Rush	Pass
1961	12	7	13	14	14	13
1962	12	6	11	12	10	11
1963	11	4	12	9	7	10
1964	6	2	11	10	5	13
1965	4	2	8	7	9	6
1966	4	3	7	6	7	2
1967	14	9	14	6	15	3
1968	14	6	15	5	11	3
1969	10	4	12	*1	2	*1
1970	19	14	14	*1	5	*1
1971	23	17	25	2	6	3
1972	12	20	3	5	16	*1
1973	7	6	14	12	11	12
1974	3	15	2	10	5	18
1975	5t	10	3	*1	*1	*1
1976	6	18	4	6	17	*1
1977	14	21	6	11	21	3
1978	17	28	2	14	10	19
1979	19	23	12	18	26	11
1980	11	27	3	26	25	24
1981	6	28	2	17t	15	18
1982	14	22	5	19	14	19
1983	20	20	13	19	25	6
1984	25	18	22	28	27	26
1985	16	27	7	16	22	15
1986	4	16	5	11	13	13
1987	15	11	20	10	11	16
1988	7	20	4	*1	5	2
1989	14	7	17	*1	11	*1
1990	12	15	11	13	21	3
1991	10	4	21	14	20	13
1992	11	7	18	8	14	7
1993	17	21	14	*1	6	6
1994	3	20	3	5	*1	21
1995	4	16	5	20	4	28
1996	12	24	8	16	24	9
1997	8	6	14	29	23	29
1998	2	11	*1	13	11	19
1999	3	14	5	27	14	30
2000	5	6	7	28	15	28
2001	12	25	7	27	30	19
2002	2	*1	9	26	10	28
2003	*1	4	4	23	17	26
2004	4	18	2	28	21	29
2005	25	27	20	21	19	22
2006	23	16	18	8	*1	31T
2007	13	*1	28	20	*1	32
2008	17	5	25	6	*1	18
2009	5	13	8	6	2	19
2010	23	10	26	8	9	10
2011	18	4	28	21	11	26
2012	20	2	31	16	11	24

* Led NFL



The 1969 Vikings lived up to their name as the Purple People Eaters. The unit was the 1st in Vikings history to rank #1 in the NFL in defense and were instrumental in the team advancing to Super Bowl IV against Kansas City.

KICKOFF
 EXECUTIVES
 STAFF
 COACHES
 PLAYERS
 ROOKIES
 RECORDS
 PLAYOFF RECORDS
 HISTORY
 EXTRA POINTS
 2012 SEASON



**DON'T
MISS
THE FINAL
SEASON**

**SEASON
TICKETS
START AT
\$279**



Get your season tickets now at
vikings.com or call 612.338.4537

PLAYOFF RECORDS

VIKINGS ALL-TIME PLAYOFF LEADERS

PASSING (MINIMUM 100 ATTEMPTS)

Player	G	Att.	Cmp.	Pct.	Yds.	TD	Lg	Int	Rtg
1. Cunningham, R. (1997-99)	5	151	79	52.3	1,036	9	66†	3	85.9
2. Kapp, Joe (1967-69)	4	101	61	60.3	835	3	28	3	84.4
3. Culpepper, D. (1999-05)	4	134	73	54.5	980	8	68†	5	82.3
4. Wilson, Wade (1981-91)	6	185	99	53.5	1,322	7	63	6	75.6
5. Tarkenton, Fran (1961-66, 72-78)	11	292	149	51.0	1,803	11	57	17	58.6

RUSHING

Player	G	Att.	Yds.	Avg.	Lg	TD
1. Foreman, Chuck (1973-79)	13	229	860	3.8	62	7
2. Smith, Robert (1993-00)	9	145	590	4.1	27	1
3. Osborn, Dave (1965-75)	13	109	380	3.5	22	5
4. Peterson, Adrian (2007-12)	4	93	367	3.9	40†	5
5. Reed, Oscar (1968-74)	9	56	229	4.1	46	0
6. Nelson, Darrin (1982-89, '91-92)	7	46	170	3.7	14	0
7. Brown, Ted (1979-86)	3	42	160	3.8	18†	3
8. Kapp, Joe (1967-69)	4	27	160	5.9	19	2
9. Hoard, Leroy (1996-99)	6	41	155	3.8	12	4
10. Brown, Bill (1962-74)	12	42	139	3.3	19	1

RECEIVING

Player	G	No.	Yds.	Avg.	Lg	TD
1. Carter, Kris (1990-01)	13	60	842	14.0	66†	8
2. Foreman, Chuck (1973-79)	12	45	447	9.9	57	0
3. Carter, Anthony (1985-93)	8	37	644	17.4	63	1
4. Moss, Randy (1998-04)	8	35	723	20.7	68†	9
5. Voigt, Stu (1970-80)	14	30	362	12.1	28	3
6. Jordan, Steve (1982-94)	11	26	343	13.2	36	1
7. Henderson, John (1968-72)	6	23	309	13.4	46	0
8. Reed, Jake (1991-99, '01)	8	21	353	16.8	53	2
9. Rashad, Ahmad (1976-82)	7	20	278	13.9	35	1
Smith, Robert (1993-00)	9	20	153	7.7	32	1

PUNTING (MINIMUM 20 PUNTS)

Player	G	No.	Avg.	Lg	Blk
1. Kluge, Chris (2005-12)	4	22	45.2	61	0
2. Berger, Mitch (1996-01)	9	41	40.1	63	0
3. Clabo, Neil (1975-77)	4	41	38.6	52	0
4. Coleman, Greg (1978-87)	4	20	38.3	46	1
5. Eischeid, Mike (1972-74)	6	31	38.1	52	1

INTERCEPTIONS

Player	G	No.	Yds.	Avg.	Lg	TD
1. Bryant, Bobby (1967-80)	14	6	80	13.3	63†	1
2. Browner, Joey (1983-91)	6	3	40	13.3	26	0
Wright, Jeff (1971-77)	12	3	34	11.3	18	0
Wright, Nate (1971-80)	12	3	26	8.7	26	0
Turner, John (1979-83, 85, 87)	4	3	25	8.3	17	0
Krause, Paul (1968-79)	19	3	14	4.7	14	0
Griffith, Robert (1994-01)	8	3	46	15.3	31	0
8. Rutland, Reggie (1987-92)	6	2	45	22.5	45†	1
Hilgenberg, Wally (1968-79)	19	2	0	0.0	0	0
Tate, Robert (1997-01)	5	2	5	2.5	4	0

PUNT RETURNS (MINIMUM 10 RETURNS)

Player	G	No.	Yds.	Avg.	Lg	TD
1. Carter, Anthony (1985-93)	8	17	259	15.2	84†	1

KICKOFF RETURNS (MINIMUM 10 RETURNS)

Player	G	No.	Yards	Avg.	Long	TD
1. Palmer, David (1994-00)	6	22	517	23.5	51	0
2. West, Charlie (1968-73)	8	18	387	21.5	51	0
3. Nelson, Darrin (1982-89, 91-92)	8	11	233	21.2	34	0

SCORING

Player	G	TD	PAT	FG	2pt Tot	
1. Cox, Fred (1963-77)	19	--	38	11	--	71
2. Moss, Randy (1998-04)	8	9	--	--	--	54
3. Carter, Kris (1990-01)	12	8	--	--	--	11
4. Anderson, Gary (1998-02)	6	--	17	9	--	40
5. Nelson, Chuck (1986-88)	5	--	13	10	--	43
6. Foreman, Chuck (1973-79)	13	6	--	--	--	36
7. White, Sammy (1976-86)	9	5	--	--	--	30
Gilliam, John (1972-75)	7	5	--	--	--	30
Osborn, Dave (1965-75)	14	5	--	--	--	30
Hoard, Leroy (1996-99)	7	5	--	--	--	30
Peterson, Adrian (2007-12)	4	5	--	--	--	30

FIELD GOALS (MINIMUM 10 MADE)

Player	G	Att.	Made	Pct.	Lg
1. Nelson, Chuck (1986-88)	5	11	10	.909	47
2. Cox, Fred (1963-77)	19	18	11	.611	44

BOLD indicates active in 2012

BIG DAYS/PLAYOFFS

100 YARDS RUSHING

140	Robert Smith vs. Dal., 1/9/00
124	Robert Smith vs. Ari., 1/10/99
122	Adrian Peterson @ N.O., 1/24/10
118	Chuck Foreman vs. LA Rams, 12/26/76
114	Chuck Foreman vs. St.L., 12/21/74
108	Dave Osborn vs. Clew., 1/4/70
105	Chuck Foreman vs. Wash., 12/18/76
101	Brent McClanahan vs. Wash., 12/18/76
101	Chuck Foreman @ LA Rams, 12/26/77

250 YARDS PASSING

424	Jeff George @ St.L., 1/16/00
331	Randall Cunningham @ S.F., 1/3/98
316	Daunte Culpepper @ Phi., 1/16/05
310	Brett Favre @ N.O., 1/24/10
302	Daunte Culpepper vs. N.O., 1/6/01
298	Wade Wilson @ S.F., 1/9/88
292	Warren Moon vs. Chi., 1/1/95
287	Joe Kapp @ Balt., 12/22/68
284	Daunte Culpepper @ G.B., 1/9/05
266	Randall Cunningham vs. Atl., 1/17/99
255	Wade Wilson @ S.F., 1/1/89
253	Tommy Kramer vs. Atl., 1/9/83
253	Wade Wilson vs. LA Rams, 12/26/88
252	Tommy Kramer @ Wash., 1/15/83

100 YARDS RECEIVING

227	Anthony Carter @ S.F., 1/9/88
188	Randy Moss @ St.L., 1/16/00
159	Amp Lee vs. Chi., 1/1/95
149	Steve Jordan @ S.F., 1/6/90
141	Sidney Rice vs. Dal., 1/17/10
127	Randy Moss vs. Dal., 1/9/00
121	Randy Moss vs. N.O., 1/6/01
120	Gene Washington vs. Clew., 1/4/70
120	Cris Carter vs. N.O., 1/6/01
119	Marcus Robinson @ Phi., 1/19/05
114	Jake Reed @ S.F., 1/3/98
111	John Henderson vs. K.C., 1/11/70
111	Cris Carter @ St.L., 1/16/00
102	Anthony Carter vs. LA Rams, 12/26/88
102	Bernard Berrian @ N.O., 1/24/10

INDIVIDUAL PLAYOFF RECORDS

COACHES

Playoff Seasons

- 12 Bud Grant, 1968-71, 73-78, 80, 82
- 8 Dennis Green, 1992-94, 96-00
- 3 Jerry Bums, 1987-89
- 2 Brad Childress, 2008-09

Consecutive Playoff Seasons

- 6 Bud Grant, 1973-78
- 5 Dennis Green, 1996-00
- 4 Bud Grant, 1968-71
- 3 Dennis Green, 1992-94
- 3 Jerry Bums, 1987-89
- 2 Brad Childress, 2008-09

SERVICE

Most Seasons

- 11 Ron Yary, 1968-71, 1973-78, 80
- 10 Carl Eller, 1968-71, 1973-78
- 10 Wally Hilgenberg, 1968-71, 1973-78
- 10 Paul Krause, 1968-71, 1973-78
- 10 Jim Marshall, 1968-71, 1973-78
- 10 Mick Tingelhoff, 1968-71, 1973-78

Most Games Played

- 20 Ron Yary, 1968-81
- 19 Carl Eller, 1964-78
- 19 Wally Hilgenberg, 1968-79
- 19 Paul Krause, 1968-79
- 19 Jim Marshall, 1968-79
- 19 Mick Tingelhoff, 1968-78

Most Consecutive Games Played

- 20 Ron Yary, 1968-80
- 19 Wally Hilgenberg, 1968-78
- 19 Jim Marshall, 1968-78
- 19 Mick Tingelhoff, 1968-78
- 18 Carl Eller, 1968-78
- 18 Paul Krause, 1968-78

Most Games Started

- 19 Jim Marshall, 1968-79
 - 19 Mick Tingelhoff, 1968-78
 - 19 Carl Eller, 1968-78
 - 19 Paul Krause, 1968-79
- ### Most Consecutive Games Started
- 19 Carl Eller, 1968-78
 - 19 Jim Marshall, 1968-79
 - 19 Mick Tingelhoff, 1968-78
 - 19 Paul Krause, 1968-79

SCORING

Total Points

- 10 Adrian Peterson @ N.O., 1/24/10
- 10 Sidney Rice vs. Dal., 1/17/10
- 10 Leroy Hoard vs. Ari., 1/10/99
- 10 Chuck Nelson @ S.F., 1/9/88

Touchdowns

- 3 Adrian Peterson @ N.O., 1/24/10
- 3 Sidney Rice vs. Dal., 1/17/10
- 3 Leroy Hoard vs. Ari., 1/10/99

Field Goals Made

- 5 Chuck Nelson @ S.F., 1/9/88
- 3 Rick Danmeier vs. Atl., 1/19/83
- 3 Chuck Nelson @ N.O., 1/3/88
- 3 Eddie Murray @ NVG, 12/27/97

Longest Field Goal

- 52 Fuad Revez @ NVG, 1/9/94

Field Goals Attempted

- 5 Chuck Nelson @ S.F., 1/9/88 (5 FG)

Extra Points Attempted-Made

- 5-5 Fred Cox vs. Wash., 12/18/76
- 5-5 Chuck Nelson @ N.O., 1/3/88
- 5-5 Gary Anderson vs. Ari., 1/10/99

RUSHING

Yards

- 140 Robert Smith vs. Dal., 1/9/00
- 124 Robert Smith vs. Ari., 1/10/99
- 122 Adrian Peterson @ N.O., 1/24/10

Rushing Attempts

- 31 Chuck Foreman @ LA Rams, 12/26/77

Touchdowns Rushing

- 3 Adrian Peterson @ N.O., 1/24/10
- 2 Dave Osborn vs. LA Rams, 12/27/69
- 2 Chuck Foreman vs. Wash., 12/18/76
- 2 Alfred Anderson vs. LA Rams, 12/26/88
- 2 Leroy Hoard vs. Ari., 1/10/99
- 2 Adrian Peterson vs. Phi., 1/4/09

Rushing Average (Min. 10 Attempts)

- 7.9 Chuck Foreman vs. LA Rams, 12/26/76 (15-18)
- 6.5 Robert Smith vs. Ari., 1/10/99 (19-124)
- 6.0 Dave Osborn vs. Clev., 1/4/70 (18-108)

Longest Run

- 62 Chuck Foreman vs. LA Rams, 12/26/76
- 46 Oscar Reed vs. Wash., 12/22/73
- 41 Brent McClanahan vs. Wash., 12/18/76
- 40 Adrian Peterson vs. Phi., 1/4/09 (td)
- 30 Chuck Foreman vs. Wash., 12/18/76 (td)
- 30 Daunte Culpepper vs. N.O., 1/6/01

PASSING

Passing Yards

- 424 Jeff George @ St.L., 1/16/00
- 331 Randall Cunningham @ S.F., 1/3/98
- 126 Daunte Culpepper @ Phi., 1/16/05
- 310 Brett Favre @ N.O., 1/24/10
- 302 Daunte Culpepper vs. N.O., 1/6/01

Pass Attempts

- 52 Warren Moon vs. Chi., 1/1/95
- 48 Randall Cunningham vs. Atl., 1/17/99

Pass Completions

- 29 Warren Moon vs. Chi., 1/1/95
- 29 Randall Cunningham vs. Atl., 1/17/99
- 29 Jeff George @ St.L., 1/16/00

Touchdown Passes

- 4 Jeff George @ St.L., 1/16/00
- 4 Daunte Culpepper @ G.B., 1/9/05
- 4 Brett Favre vs. Dal., 1/17/10
- 3 Fran Tarkenton vs. Wash., 12/18/76
- 3 Randall Cunningham @ S.F., 1/3/98
- 3 Randall Cunningham vs. Ari., 1/10/99
- 3 Jeff George vs. Dall., 1/9/00
- 3 Daunte Culpepper vs. N.O., 1/6/01

Passes Had Intercepted

- 5 Tommy Kramer @ Phil., 1/3/81

Completion Percentage (Min. 15 attempts)

- 72.2 Rich Gannon @ S.F., 1/6/90 (13-18)
- 65.5 Daunte Culpepper @ G.B., 1/9/05 (19-29)
- 64.3 Fran Tarkenton vs. Mia., 1/13/74 (18-28)

Longest Completion

- 75 Joe Kapp to Gene Washington vs. Clev., 1/4/70, (td)
- 68 Daunte Culpepper to Randy Moss vs. N.O., 1/6/01 (td)
- 68 Daunte Culpepper to Moe Williams, @ G.B., 1/9/05 (td)
- 66 Randall Cunningham to Chris Carter @ S.F., 1/3/98

Most Times Sacked

- 8 Wade Wilson @ Wash., 1/17/88

PASS RECEIVING

Receptions

- 11 Amp Lee vs. Chi., 1/1/95
- 10 Anthony Carter @ S.F., 1/9/88

Receiving Yards

- 227 Anthony Carter @ S.F., 1/9/88
- 188 Randy Moss @ St.L., 1/16/00

Touchdowns Receiving

- 3 Sidney Rice vs. Dal., 1/17/10
- 2 John Gilliam vs. Wash., 12/22/73
- 2 John Gilliam vs. St.L., 12/21/74
- 2 Sammy White vs. Wash., 12/18/76
- 2 Cris Carter @ S.F., 1/3/98
- 2 Randy Moss @ St.L., 1/16/00
- 2 Randy Moss vs. N.O., 1/6/01
- 2 Randy Moss @ G.B., 1/9/05

RUSHING-RECEIVING

Yards

- 257 Anthony Carter @ S.F., 1/9/88, (ru-30, re-227)
- 199 Chuck Foreman @ LA Rams, 12/26/77, (ru-118, re-81)
- 198 Robert Smith vs. Dal., 1/9/00, (ru-140, re-58)

COMBINED YARDAGE

Yards

- 278 Anthony Carter @ S.F., 1/9/88 (ru-30, re-227, rt-21)

PUNTING

Punts

- 10 Buckley Scribner @ Wash., 1/17/88

Punt Average (Min. 4 punts)

- 50.8 Mitch Berger vs. Atl., 1/17/99 (4-203)

PUNT RETURNS

Punt Returns

- 6 Anthony Carter @ N.O., 1/3/88

Punt Return Yardage

- 143 Anthony Carter @ N.O., 1/3/88

Longest Punt Return

- 84 Anthony Carter @ N.O., 1/3/88 (td)
- 26 Anthony Carter @ Wash., 1/17/88

Punt Return Average (3 returns)

- 23.8 Anthony Carter @ N.O., 1/3/88, (6-143)

Fair Catches

- 5 Bobby Bryant vs. S.F., 12/27/70
- 5 Marcus Shrelts @ G.B., 1/5/13

KICKOFF RETURNS

Kickoff Returns

- 7 Robert Tate @ St. L., 1/16/00

Kickoff Return Yardage

- 151 Robert Tate @ St. L., 1/16/00

Longest Kickoff Return

- 61 Clinton Jones vs. Dal., 12/25/71
- 58 Robert Smith vs. Chi., 1/1/95

Kickoff Return Average (3 returns)

- 26.5 David Palmer @ NVG., 12/27/97, (4-106)

INTERCEPTIONS

Interceptions

- 2 Bobby Bryant @ Dal., 12/30/73
- 2 Bobby Bryant vs. LA Rams, 12/26/76
- 2 John Turner vs. Atl., 1/9/83
- 2 Joey Browner vs. LA Rams, 12/26/88
- 2 Robert Griffith vs. Ari., 1/10/99

Interception Return Yardage

- 63 Bobby Bryant @ Dal., 12/30/73

Longest Interception Return (All TDs)

- 63 Bobby Bryant @ Dal., 12/30/73
- 45 Reggie Rutland, @ S.F., 1/9/88

FUMBLES

Longest Fumble Return (All TDs)

- 22 Paul Krause vs. S.F., 12/27/70
- 20 Nate Wright vs. STL., 12/21/74

TACKLES

Career Total (solos and assists)

- 129 Jeff Siemon
- 123 Wally Hilgenberg
- 112 Alan Page

Season Total (solos and assists)

- 34 Jeff Siemon, 1974
- 32 Joey Browner, 1987
- 28 Roy Winston, 1969
- 28 Jeff Siemon, 1976

Game Total (solos and assists)

- 17 Jeff Siemon vs. Oak., 1/9/77
- 16 Wally Hilgenberg vs. Dal., 12/28/75
- 16 Jeff Siemon @ Phil., 1/3/81

SACKS

Career

- 10.5 Carl Eller (1964-78)
- 8.5 Alan Page (1967-78)
- 7.5 Jim Marshall (1961-79)

Season

- 4.0 Ray Edwards, 2009
- 3.0 Bob Lurtsema, 1974
- 3.0 Carl Eller, 1975
- 3.0 Chris Doleman, 1987

Game

- 3.0 Carl Eller vs. Dal., 12/28/75
- 3.0 Ray Edwards vs. Dal., 1/17/10
- 2.0 Carl Eller vs. LA Rams, 12/27/69
- 2.0 Alan Page vs. Dal., 12/25/71
- 2.0 Carl Eller vs. LA Rams, 12/26/76
- 2.0 Jim Marshall @ Dal., 1/1/78
- 2.0 Chris Doleman @ S.F., 1/9/88
- 2.0 Jason Fisk vs. Atl., 1/17/99
- 2.0 Jared Allen vs. Phi., 1/4/09

TEAM PLAYOFF RECORDS

SCORING

Most Points

44 @ N.O., 1/3/88, 44-10 W

Fewest Points

0 @ NYG, 1/14/01, 0-41 L

Opponent/Most Points

49 @ St.L., 1/16/00, 37-49 L

Opponent/Fewest Points

3 Dal., 1/27/10, 34-3 W

Most Decisive Win

34 @ N.O., 1/3/88, 44-10

Most Decisive Loss

41 @ NYG, 1/14/01, 0-41

Most Points Combined

86 @ St.L., 1/16/00, 37-49 L

62 vs. Ari., 1/10/99, 41-21 W

Most Points Overcome To Win Game

16 @ NYG, 12/27/97, 23-22 W

10 vs. LA Rams, 12/27/69, 23-20 W

8 vs. Atl., 1/9/83, 30-24 W

FIRST DOWNS

Most First Downs

31 @ N.O., 1/24/10

28 @ N.O., 1/3/88

Fewest First Downs

9 vs. Pitt., 1/12/75

9 @ NYG, 1/14/01

Opponent/Most First Downs

31 @ S.F., 1/3/98

31 @ NYG, 1/14/01

Opponent/Fewest First Downs

9 @ Dal., 12/30/73

9 @ N.O., 1/3/88

9 @ NYG, 1/14/01

MOST FIRST DOWNS BY:

Rushing

14 @ Dal., 12/30/73

14 @ N.O., 1/3/88

Passing

20 @ St.L., 1/16/00

19 vs. Atl., 1/17/99

Penalty

4 @ N.O., 1/24/10

4 vs. Atl., 1/9/83

FEWEST FIRST DOWNS BY:

Rushing

2 vs. K.C., 1/11/70

2 vs. Oak., 1/9/77

2 @ LA Rams, 12/31/78

2 @ S.F., 1/3/98

2 @ NYG, 1/14/01

Passing

4 vs. Pitt., 1/12/75

4 @ LA Rams, 12/26/77

4 vs. Wash., 1/2/93

MOST OPP. FIRST DOWNS BY:

Rushing

16 @ Dal., 12/28/96

Passing

19 @ NYG, 1/14/01

Penalty

5 @ S.F., 1/3/98

5 vs. Ari., 1/10/99

FEWEST OPP. FIRST DOWNS BY:

Rushing

0 @ N.O., 1/3/88

Passing

4 vs. Mia., 1/13/74

4 @ Wash., 1/17/88

TOTAL YARDS

Most Net Yards Gained

476 @ St. L., 1/16/00

475 @ N.O., 1/24/10

429 vs. N.O., 1/6/01

Fewest Net Yards Gained

114 @ NYG, 1/14/01

123 vs. Pitt., 1/12/75

Opponent/Most Net Yards Gained

518 @ NYG, 1/14/01

Opponent/Fewest Net Yards Gained

149 @ N.O., 1/3/88

RUSHING

Most Yards Rushing

222 vs. Clev., 1/4/70

210 @ N.O., 1/3/88

Fewest Yards Rushing

21 vs. Pitt., 1/12/75

Opponent/Most Yards Rushing

255 @ Dal., 12/28/96

Opponent/Fewest Yards Rushing

31 @ St.L., 1/16/00

50 @ Balt., 12/22/68

PASSING

Most Net Yards Passing

389 @ St.L., 1/16/00

340 vs. Chi., 1/1/95

Fewest Net Yards Passing

45 @ LA Rams, 12/26/77

Opponent/Most Net Yards Passing

380 @ NYG, 1/14/01

Opponent/Fewest Net Yards Passing

63 @ Dal., 12/30/73

63 vs. Mia., 1/13/74

Most Pass Attempts

61 vs. Chi., 1/1/95

50 @ St.L., 1/16/00

Fewest Pass Attempts

10 @ LA Rams, 12/26/77

13 vs. Clev., 1/4/70

Opponent/Most Pass Attempts

48 vs. N.O., 1/6/01

45 vs. LA Rams, 12/26/88

Opponent/Fewest Pass Attempts

7 vs. Mia., 1/13/74

Most Pass Completions

33 vs. Chi., 1/1/95

29 vs. Atl., 1/17/99

29 @ St.L., 1/16/00

Fewest Pass Completions

5 @ LA Rams, 12/26/77

6 vs. Wash., 1/2/93

Opponent/Most Completions

30 vs. N.O., 1/6/01

29 @ NYG, 1/14/01

Opponent/Fewest Completions

6 vs. Mia., 1/13/74

Most QB Sacks

6 vs. Dal., 1/17/10

Opponent/Most QB Sacks

8 @ Wash., 1/17/88

INTERCEPTIONS

Most Passes Intercepted

4 @ Dal., 12/30/73

4 @ N.O., 1/3/88

4 @ G.B., 1/9/05

Opponent/Most Passes Intercepted

5 @ Phil., 1/3/81



Leroy Hoard tied a Vikings record with 18 points in a playoff game against Arizona on Jan. 10, 1999.

PENALTIES

Most Penalties

11 vs. Chi., 1/1/95

Fewest Penalties

1 vs. S.F., 12/27/70

Opponent/Most Penalties

13 vs. Ari., 1/10/99

Opponent/Fewest Penalties

0 vs. Wash., 12/22/73

Most Yards Penalized

108 @ Phil., 1/16/05

Fewest Yards Penalized

5 vs. S.F., 12/27/70

Opponents/Most Yards Penalized

107 vs. Pitt., 1/12/75

PUNTING

Most Punts

10 @ Wash., 1/17/88

Fewest Punts

1 vs. Ari., 1/10/99

Opponent/Most Punts

8 vs. S.F., 12/27/70

8 @ Dal., 1/1/78

8 @ Wash., 1/17/88

8 @ G.B., 1/5/13

Opponent/Fewest Punts

1 @ Dal., 12/28/96

1 @ NYG, 1/14/01

Highest Average (4 Punts)

50.8 vs. Atl., 1/17/99

Opponent/Highest Average (4 Punts)

51.3 @ N.O., 1/24/10

PUNT RETURNS

Most Punt Returns

6 @ N.O., 1/3/88

Most Punt Return Yards

143 @ N.O., 1/3/88

Opponent/Most Punt Returns

7 vs. LA Rams, 12/26/76

Opponent/Most Punt Return Yards

109 vs. Phil. 1/4/09

KICKOFF RETURNS

Most Kickoff Returns

8 @ Dal., 12/28/96

8 @ St.L., 1/16/00

8 @ NYG, 1/14/01

Most Kickoff Return Yards

174 @ St.L., 1/16/00

Opponent/Most Kickoff Returns

8 @ Wash., 1/9/88

Opponent/Most Kickoff Return Yards

183 @ N.O., 1/24/10

FUMBLES

Most Fumbles

6 @ N.O., 1/24/10

Most Fumbles Lost

4 @ Dal., 12/28/96

Opponent/Most Fumbles

5 vs. S.F., 12/27/70

Opponent/Most Fumbles Lost

3 vs. S.F., 12/27/70

3 vs. LA Rams, 12/29/74

PLAYOFF RESULTS

1968 (8-6 regular season, NFL Central Champions)
 Western Conference Championship
 at Baltimore (60,238) 12/22/68 14-24 L

1969 (12-2 regular season, NFL Central Champions)
 Western Conference Championship
 vs. L.A. Rams (47,900) 12/27/69 23-20 W
 NFL Championship
 vs. Cleveland (47,900) 1/4/70 27-7 W
 Super Bowl IV (New Orleans, LA)
 vs. Kansas City (80,562) 1/11/70 7-23 L

1970 (12-2 regular season, NFC Central Champions)
 NFC Divisional Playoffs
 vs. San Francisco (46,050) 12/27/70 14-17 L

1971 (11-3 regular season, NFC Central Champions)
 NFC Divisional Playoffs
 vs. Dallas (49,100) 12/25/71 12-20 L

1973 (12-2 regular season, NFC Central Champions)
 NFC Divisional Playoffs
 vs. Washington (46,409) 12/22/73 27-20 W
 NFC Championship Game
 at Dallas (60,272) 12/30/73 27-10 W
 Super Bowl VIII (Houston, TX)
 vs. Miami (68,142) 1/13/74 7-24 L

1974 (10-4 regular season, NFC Central Champions)
 NFC Divisional Playoffs
 vs. St. Louis (44,626) 12/21/74 30-14 W
 NFC Championship Game
 vs. L.A. Rams (47,404) 12/29/74 14-10 W
 Super Bowl IX (New Orleans, LA)
 vs. Pittsburgh (80,997) 1/12/75 6-16 L

1975 (12-2 regular season, NFC Central Champions)
 NFC Divisional Playoffs
 vs. Dallas (46,425) 12/28/75 14-17 L

1976 (11-2-1 regular season, NFC Central Champions)
 NFC Divisional Playoffs
 vs. Washington (47,221) 12/18/76 35-20 W
 NFC Championship Game
 vs. L.A. Rams (47,191) 12/26/76 24-13 W
 Super Bowl XI (Pasadena, CA)
 vs. Oakland (103,438) 1/9/77 14-32 L

1977 (9-5 regular season, NFC Central Champions)
 NFC Divisional Playoffs
 at L.A. Rams (62,538) 12/26/77 14-7 W
 NFC Championship Game
 at Dallas (61,968) 1/1/78 6-23 L

1978 (8-7-1 regular season, NFC Central Champions)
 NFC Divisional Playoffs
 at L.A. Rams (69,631) 12/31/78 10-34 L

1980 (9-7 regular season, NFC Central Champions)
 NFC Divisional Playoffs
 at Philadelphia (68,434) 1/3/81 16-31 L

1982 (5-4 regular season, strike-shortened season)
 NFC First-Round Playoffs
 vs. Atlanta (60,560) 1/9/83 30-24 W
 NFC Second-Round Playoffs
 at Washington (54, 593) 1/15/83 7-21 L

1987 (8-7 regular season, NFC Central runner-up)
 NFC First-Round Playoffs
 at New Orleans (68,127) 1/3/88 44-10 W
 NFC Divisional Playoffs
 at San Francisco (62,547) 1/9/88 36-24 W
 NFC Championship Game
 at Washington (55,212) 1/17/88 10-17 L

1988 (11-5 regular season, NFC Central runner-up)
 NFC First-Round Playoffs
 vs. L.A. Rams (57,666) 12/26/88 28-17 W
 NFC Divisional Playoffs
 at San Francisco (61,848) 1/1/89 9-34 L

1989 (10-6 regular season, NFC Central Champions)
 NFC Divisional Playoffs
 at San Francisco (64,585) 1/6/90 13-41 L

1992 (11-5 regular season, NFC Central Champions)
 NFC First-Round Playoffs
 vs. Washington (57,353) 1/2/93 7-24 L

1993 (9-7 regular season, NFC Central runner-up)
 NFC First-Round Playoffs
 at N.Y. Giants (75,089) 1/9/94 10-17 L

1994 (10-6 regular season, NFC Central Champions)
 NFC First-Round Playoffs
 vs. Chicago (60,347) 1/1/95 18-35 L

1996 (9-7 regular season, NFC Central runner-up)
 NFC First-Round Playoffs
 at Dallas (64,682) 12/28/96 15-40 L

1997 (9-7 regular season, NFC Central 4th place)
 NFC First-Round Playoffs
 at N.Y. Giants (77,710) 12/27/97 23-22 W
 NFC Divisional Playoffs
 at San Francisco (65,018) 1/3/98 22-38 L

1998 (15-1 regular season, NFC Central Champions)
 NFC Divisional Playoffs
 vs. Arizona (63, 760) 1/10/99 41-21 W
 NFC Championship
 vs. Atlanta (64,060) 1/17/99 27-30 L (OT)

1999 (10-6 regular season, NFC Central runner-up)
 NFC First-Round Playoffs
 vs. Dallas (64,056) 1/9/00 27-10 W
 NFC Divisional Playoffs
 at St. Louis (66,194) 1/16/00 37-49 L

2000 (11-5 regular season, NFC Central Champions)
 NFC Divisional Playoffs
 vs. New Orleans (63,881) 1/6/01 34-16 W
 NFC Championship
 at NY Giants (79,310) 1/14/01 0-41 L

2004 (8-8 regular season, NFC North runner-up)
 NFC First-Round Playoffs
 at Green Bay (71,075) 1/9/05 31-17 W
 NFC Divisional Playoffs
 at Philadelphia (67,222) 1/16/05 14-27 L

2008 (10-6 regular season, NFC North Champions)
 NFC First-Round Playoffs
 vs. Philadelphia (61,746) 1/4/09 14-26 L

2009 (12-4 regular season, NFC North Champions)
 NFC Divisional Playoffs
 vs. Dallas (63,547) 1/17/10 34-3 W
 NFC Championship
 at New Orleans (71,276) 1/24/10 28-31 L (OT)

2012 (10-6 regular season, NFC North runner-up)
 NFC First-Round Playoffs
 at Green Bay (71,548) 1/5/13 10-24

ALL-TIME PLAYOFF GAMES BY FRANCHISE		
Team	Total Games	W-L
Dallas Cowboys	58	33-25
Pittsburgh Steelers	54	33-21
Green Bay Packers	48	30-18
New York Giants	48	24-24
San Francisco 49ers	47	28-19
MINNESOTA VIKINGS	46	19-27
Oakland Raiders	43	25-18
St. Louis Rams	43	19-24
New England Patriots	41	24-17
Washington Redskins	41	23-18

VIKINGS LORE

FRANCHISE FOUNDED – Minnesota was granted an NFL franchise at the league owners' meetings in Miami on Jan. 28, 1960. The team began play in 1961. The founding group consisted of Max Winter, E. William Boyer, H.P. Skoglund, Ole Haugrud and Bernard H. Ridder, Jr.

ROSE NAMED GENERAL MANAGER – In August 1960, former Los Angeles Rams Public Relations Director Bert Rose was named the team's first General Manager.

TEAM NICKNAMED – In one of his first moves with the team, Bert Rose recommended the nickname "Vikings" to the Board of Directors. The name was selected because it represented both an aggressive person with the will to win and the Nordic tradition in the northern Midwest.

FIRST COLLEGE DRAFT – On Dec. 27, 1960, RB Tommy Mason of Tulane was taken with the 1st overall choice and the first-ever draft pick utilized by the Vikings. Also selected that year were QB Fran Tarkenton (3rd round) and DB Ed Sharrockman (5th round).



Norm Van Brocklin (center) was named the Vikings first head coach prior to the 1961 inaugural season.

FIRST HEAD COACH – Norm Van Brocklin was selected as the first head coach in franchise history on Jan. 18, 1961. He retired as a player in 1960 after 12 seasons in the NFL as a Hall of Fame QB who led Philadelphia to the NFL title in his final season on the field in 1960. Known as "The Dutchman" his tenacious style was infamous as a player and coach.

EXPANSION DRAFT – Following the 1960 season, the Vikings were allowed to select 3 players from the roster of each team after each team was allowed to protect 30 of their 38 players. Dallas, a 1960 expansion team, was exempt from this process. Among the future Vikings stalwarts selected in the Jan. 26, 1961 Expansion Draft were OL Grady Alderman (Detroit) and RB Hugh McElhenny (San Francisco).

ASSIGNED CONFERENCE – On April 12, 1961, the NFL assigned the Vikings to the Western Conference. Minnesota joined Baltimore, Chicago, Detroit, Green Bay, Los Angeles and San Francisco in the conference.

TRAINING CAMP OPENS IN BEMIDJI – The fledgling Vikings opened their debut training camp on the campus of Bemidji State University on July 7, 1961.

FIRST GAME – In the first game in franchise history, the Vikings played the Dallas Cowboys in a preseason game in Sioux Falls, SD, on Aug. 5, 1961. The Cowboys defeated the Vikings, 38-13.

FIRST HOME GAME – The Minnesota Vikings played the Los Angeles Rams in preseason action at Metropolitan Stadium in Bloomington, MN, on Sept. 10, 1961, the team's first game in the Twin Cities. The Rams defeated the Vikings, 21-17.

FIRST REGULAR-SEASON GAME – In a stunning upset, the Vikings defeated the Chicago Bears, 37-13, at Metropolitan Stadium in the Vikings' first NFL regular-season game on Sept. 17, 1961. Kicker Mike Mercer scored the first points in team history with a 12-yard field goal. Bob Schnelker scored the team's first touchdown on

a 14-yard pass from Fran Tarkenton. In his NFL debut Tarkenton came off the bench to complete 17-of-23 passes for 250 yards and 4 touchdowns.

FIRST PRO BOWLERS – On Jan. 14, 1962, RB Hugh McElhenny and WR Jerry Reichow became the first Vikings to compete in the Pro Bowl. They were part of the Western Conference All-Stars who beat the Eastern Conference squad, 31-30, at the Los Angeles Coliseum.

FIRST ALL-PRO – In 1963 RB Tommy Mason, who was the team's first ever draft choice, was the first Vikings player to earn All-Pro recognition. He was a consensus pick after rushing for 763 yards and 7 touchdowns on 166 carries (4.6 avg.).

FINKS HIRED – On Sept. 11, 1964, Jim Finks was named the team's second general manager, succeeding Bert Rose, who resigned in June, 1964. Finks previously had served as general manager for Calgary of the Canadian Football League for 7 years.

FIRST WINNING SEASON – Minnesota won its final 3 regular-season games in 1964 to achieve the first winning season in team history with an 8-5-1 record. The Vikings tied for 2nd in the NFL Western Conference behind Baltimore.

MET EXPANDED – A new grandstand was constructed on the east side of Metropolitan Stadium that increased capacity from 41,200 to 47,200. The new seats were formally dedicated on Aug. 20, 1965, when Minnesota played Philadelphia in a preseason game.

NFL RE-ALIGNED – On Dec. 2, 1966, Minnesota, Chicago, Detroit and Green Bay were chosen to make up the newly-formed Central Division of the Western Conference of the NFL.

VAN BROCKLIN RESIGNS – After compiling a 29-51-4 record while leading the Vikings in their first six years of existence, Head Coach Norm Van Brocklin resigned in Feb. 11, 1967. His best season was 1964, when he led the team to a tie for 2nd place in the NFL Western Conference with an 8-5-1 record.

TARKENTON TRADED – On March 7, 1967, QB Fran Tarkenton is traded to the NY Giants for a 1st and 2nd-round choice in 1967, a 1st-round choice in '68 and a 2nd-round choice in '69. With the picks Minnesota selected Clinton Jones and Bob Grim in '67, Ron Yary in '68 and Ed White in '69.

GRANT NAMED HEAD COACH – Bud Grant was named the 2nd head coach in Vikings history on March 10, 1967. He came to Minnesota after leading the Winnipeg Blue Bombers to 4 Grey Cup titles in 10 years as head coach.

FIRST DIVISION TITLE – On Dec. 15, 1968 the Vikings defeated the Philadelphia Eagles, 24-17, at Franklin Field then retired to the dressing room to listen to the Chicago-Green Bay game on the radio. Minnesota needed the Bears to lose to clinch the Vikings' 1st Division title. Chicago tried to rally from a 28-10 4th quarter deficit but eventually fell 28-17.

FIRST PLAYOFF GAME – On Dec. 22, 1968, in the first playoff game in franchise history, the Colts defeated the Vikings, 24-14, in the Western Conference Championship Game at Baltimore's Memorial Stadium. Minnesota trailed 21-0 in the 4th quarter but a late rally fell short.

SECOND DIVISION TITLE – On Nov. 27, 1969, the Vikings shut out Detroit, 27-0, at Tiger Stadium to clinch the franchise's 2nd division title. The victory over the Lions was the 10th of a 12-game win streak, the longest in the NFL in 35 years. Minnesota finished the season with the NFL's best record (12-2) of '69.

FIRST PLAYOFF WIN – On Dec. 27, 1969, in the first NFL playoff game in Minnesota, the Vikings came from behind to defeat the LA Rams, 23-20, in the Western Conference Championship Game. Minnesota overcame deficits of 17-7 at halftime and 20-14 in the 4th quarter for the franchise's 1st postseason win.

FIRST NFL CHAMPIONSHIP GAME – The Vikings defeated the Browns, 27-7, in the NFL Championship Game on Jan. 4, 1970, at Metropolitan Stadium. Minnesota became the 1st modern NFL expansion team to win an NFL Championship Game. The Vikings dominated the game, leading 27-0 at one point.

FIRST SUPER BOWL – On Jan. 11, 1970, the Vikings lost to Kansas City, 23-7, in Super Bowl IV at Tulane Stadium in New Orleans. Not only was the game the 1st Super Bowl in franchise history, but it was the 1st Super Bowl played by a modern expansion team.

AFL-NFL MERGER LEADS TO RE-ALIGNMENT – In January 1970 the modern NFL was divided into the American Conference (AFC) and National Conference (NFC) with an Eastern, Central and Western Division in each Conference. Minnesota is assigned to the NCF Central with foes Chicago, Detroit and Green Bay.

THIRD DIVISION TITLE – On Dec. 5, 1970, the Vikings defeated the Bears, 16-13, at Metropolitan Stadium to clinch their 3rd straight division title. Minnesota hosted San Francisco in a divisional playoff game but lost, 17-14. For the 2nd consecutive season, the Vikings had the league's best record with a 12-2 mark.

FOURTH DIVISION TITLE – On Dec. 11, 1971, the Vikings defeated the Lions, 29-10, at Metropolitan Stadium to



Bud Grant and Chuck Foreman, who were both named to the 50 Greatest Vikings list, spent seven years together from 1973-1979. In that time the Vikings won six division championships and appeared in three Super Bowls.

clinched their 4th-straight division title. Minnesota finished the year with an 11-3 mark, which tied Dallas for the league's best record in '71. The Vikings lost to the eventual Super Bowl champion Cowboys, 20-12, in a divisional playoff game at Metropolitan Stadium.

PAGE NAMED NFL'S MVP – In 1971 Alan Page became the first defensive player to be named the Most Valuable Player of the National Football League by the Associated Press. Page headed a Vikings defense that held opponents to fewer than 10 points a game to lead the league in scoring defense for the 3rd consecutive year.

VIKINGS RE-ACQUIRE TARKENTON – In 1972 the Vikings traded Norm Snead, Bob Grim, Vince Clements and a 1st-round choice in '72 and '73 to the NY Giants for Fran Tarkenton.

BOYER DIES – In 1972 E. William Boyer passed away. He was one of the prime forces in the drive to bring an NFL franchise to Minnesota. Boyer was president of the Vikings from 1960-64 and sat on the Board of Directors for the first 12 years of the team's existence. He was replaced on the team's Board of Directors by his son-in-law Jack Steele.

FIFTH DIVISION TITLE – The Vikings began the '73 season with 9 straight victories and clinched the NFC Central championship before they even lost a game. Minnesota clinched the division crown by defeating Detroit, 28-7, at Metropolitan Stadium on Nov. 11, 1973. The Vikings finished with a 12-2 mark, which tied for the best record in the league that year.

SECOND SUPER BOWL – On Jan. 13, 1974, the Vikings played in the 2nd Super Bowl in franchise history against the Miami Dolphins at Rice Stadium in Houston, TX. The Dolphins prevailed, 24-7. Minnesota earned the trip to Super Bowl VIII by defeating Dallas, 27-10, in the NFC Championship game.

FINKS RESIGNS – After the 1973 season, Executive Vice President and General Manager Jim Finks resigned. Under Finks, who was hired in 1964, the Vikings won 5 division titles and appeared in 2 Super Bowls. He is hired Bud Grant as head coach in '67.

SIXTH DIVISION TITLE – On Dec. 1, 1974, the Vikings clinched the NFC Central crown by defeating the Saints, 29-9, at Metropolitan Stadium, while the Packers lost, 36-14, at Philadelphia. Minnesota tied for the best record in the NFC with a 10-4 mark.

THIRD SUPER BOWL – The Vikings played in their 2nd straight Super Bowl, losing to the Pittsburgh Steelers, 16-6, at Tulane Stadium in New Orleans on Jan. 12, 1975. Minnesota earned a trip to Super Bowl IX by defeating the Los Angeles Rams, 14-10, at Metropolitan Stadium on Dec. 29, 1974.

FRONT OFFICE CHANGES – In the spring of 1975, Max Winter, one of the team's founders and its president since 1965, took over active management of the franchise. In addition, Mike Lynn, who was hired as an assistant to the president on Aug. 15, 1974, was named the team's general manager.

SEVENTH DIVISION TITLE – The Vikings clinched their 3rd straight NFC Central title and their 7th division championship in 8 years on Thanksgiving Day Nov. 27, 1975, when the Lions lost to the Rams, 20-0. Minnesota won 10 consecutive games to start the season and finished the year with the best record (12-2) in the NFL. The Vikings were upset, 17-14, in the divisional playoffs at Metropolitan Stadium on Dec. 28, 1975, when the Dallas Cowboys scored on a last minute 50-yard touchdown pass.

TARKENTON NAMED LEAGUE MVP – Quarterback Fran Tarkenton was named the NFL's Most Valuable Player for 1975 after leading the Vikings to the league's best record (12-2). He led the NFC and finished 2nd in the NFL in passing with a 91.7 rating. He completed 273-of-425 passes for 2,994 yards and 25 TDs with 13 INTs.

HAUGSRUD DIES – Ole Haugsrud passed away in March, 1976. He was one of the prime forces in the drive to bring an NFL franchise to Minnesota. Haugsrud sat on the Board of Directors for 16 years of the team's existence. He was replaced on the team's Board of Directors by his widow Margaret Haugsrud.

EIGHTH DIVISION TITLE – The Vikings clinched their 4th consecutive NFC Central championship and their 8th division title in 9 years by defeating the Packers, 17-10, at Milwaukee County Stadium on Nov. 21, 1976. Minnesota finished the season with the best record in the NFC at 11-2-1.

FOURTH SUPER BOWL – The Vikings played in their 3rd Super Bowl in 4 years against the Oakland Raiders at the Rose Bowl in Pasadena, CA, on Jan. 9, 1977. Minnesota lost, 32-14. The Vikings earned a trip to Super Bowl XI by defeating the Rams, 24-13, at Metropolitan Stadium on Dec. 26, 1976, in what ended up being the last Vikings playoff game at the Met.

KAPLAN NAMED TO BOARD – In 1977 team attorney Sheldon Kaplan was named to the Vikings Board of Directors. He replaced Bernard H. Ridder, Jr., who was one of the team's 5 founders.

NINTH DIVISION TITLE – The Vikings clinched the NFC Central crown on the season's final weekend by defeating the Lions, 30-21, in Detroit on Dec. 17, 1977. Minnesota wrapped up its 5th straight NFC Central title and its 9th division crown in 10 seasons.

FOURTH NFC CHAMPIONSHIP GAME – On Jan. 1, 1978 the Vikings played Dallas in their 4th NFC Championship Game in 5 years at Texas Stadium. Minnesota lost 23-6 to the Super Bowl champs.

CHANGES ON BOARD – John Skoglund and Vikings General Manager Mike Lynn were named to the team's Board of Directors replacing Margaret Haugsrud and H.P. Skoglund, who was one of the team's founders. Haugsrud joined the board in 1976, replacing her husband Ole, who passed away.

TENTH DIVISION TITLE – Despite losing in the regular-season finale to the Raiders, 27-20, on Dec. 17, 1978, at Oakland-Alameda County Coliseum, the Vikings captured the NFC Central title when the Packers, who played at the same time as Minnesota, lost to the Rams, 31-14, at the LA Coliseum. It was the Vikings' 6th straight NFC Central crown and their 10th division championship in 11 years.

METRODOME GROUND BREAKING – In December, 1979, ground was broken for construction of the Hubert H. Humphrey Metrodome in downtown Minneapolis. The stadium, which will house both the Vikings and Twins, was scheduled to open in April, 1982.

11TH DIVISION TITLE – Minnesota clinched its 7th NFC Central title in 8 years by defeating the Browns, 28-23, at Met Stadium on Dec. 14, 1980. It also was the Vikings' 11th division title in 13 seasons. Minnesota lost to the NFC Champion Eagles, 31-16, at Veterans Stadium on Jan. 3, 1981 in the divisional playoffs.

WINTER PARK OPENS – On May 15, 1981, the Vikings moved into a new facility in Eden Prairie that houses the team's offices, locker room and practice fields. The complex was named "Winter Park" after Max Winter, one of the Vikings founders who served as the team's president from 1965-87.

FAREWELL MET – On Dec. 20, 1981, the Vikings hosted the Chiefs in Minnesota's final game at Metropolitan Stadium. The Vikings lost, 10-6. The final points at the stadium were scored on a 33-yard field goal by Minnesota kicker Rick Dannaier. The last Vikings touchdown at Met Stadium was scored on a 6-yard run by Ted Brown against Green Bay on Nov. 29, 1981.

METRODOME OPENS – The Vikings played their 1st

game at the Metrodome in a preseason matchup against Seattle on Aug. 21, 1982. Minnesota prevailed, 7-3. The 1st touchdown in the new facility was scored by Joe Senser on an 11-yard pass from Tommy Kramer. The 1st regular-season game in the Metrodome was the 1982 opener on September 12, when the Vikings defeated Tampa Bay, 17-10. Ricky Young scored the 1st regular-season touchdown in the facility on a 3-yard run in the 2nd quarter.

12TH PLAYOFF APPEARANCE – In a strike-shortened 9-game 1982 season, the Vikings won 3-of-their-last-4 regular-season games to earn a post-season berth.

FIRST DOME PLAYOFF GAME – On Jan. 9, 1983, the Vikings defeated Atlanta, 30-24, in a 1st-round game that was the 1st playoff matchup in the Metrodome. Minnesota lost to the eventual Super Bowl Champion Redskins, 21-7, in the NFC semi-finals at RFK Stadium on Jan. 15, 1983.

GRANT RETIRES – On Jan. 27, 1984, Bud Grant retired as Head Coach of the Vikings. In 17 seasons Grant led Minnesota to 12 playoff appearances, 11 division titles and 4 Super Bowls. His career regular-season record was 151-87-5 (.632).

STECKEL HIRED – Les Steckel, who was an offensive assistant with the Vikings for 5 seasons, was named the 3rd head coach in franchise history on Jan. 29, 1984. Steckel, who came to the Vikings in 1979 after working as an assistant with the 49ers, was the youngest head coach in the NFL in '84 at age 38.

GRANT RETURNS – On Dec. 18, 1984, Bud Grant was rehired as head coach. He replaced Les Steckel who guided the team in 1984 after Grant retired following the 1983 season.

GRANT RE-RETIRES – On Jan. 6, 1986 following the 1985 season, Bud Grant retired as head coach of the Vikings. He originally retired after the 1983 season but returned in '85. At the time of his retirement he was the 6th winningest coach in NFL history with 168 career wins, including playoffs. In 18 seasons he led the team to a 158-96-5 regular-season record.

BURNS HIRED – Longtime Vikings assistant coach Jerry Burns was named the 4th head coach in team history on Jan. 7, 1986. He served as the Vikings offensive coordinator from 1968-85, when the team won 11 division titles and played in 4 Super Bowls.

TARKENTON ENSHRINED – On Aug. 2, 1986, Fran Tarkenton became the 1st player who spent the majority of his career with the Vikings to be inducted into the Pro Football Hall of Fame. He retired following the 1978 season with then NFL career records for passing yards (47,003), completions (3,686) and touchdown passes (342). He led the team to 6 NFC Central titles, 4 NFC Championship Games and 3 Super Bowls.

13TH PLAYOFF APPEARANCE – Despite a strike replacement unit that saddled the Vikings with 3 losses, the team made the playoffs as a wild-card entrant with an 8-7 record in 1987. It was the team's 1st postseason appearance under Jerry Burns, who was in his 2nd season as the Vikings head coach.

FIFTH NFC CHAMPIONSHIP GAME – The Vikings played the Redskins in the NFC Championship Game on Jan. 17, 1988, at RFK Stadium. Trailing 17-10, the Vikings drove to the Redskins' 6-yard line with a little over a minute left in the game but failed to get the ball into the end zone. Minnesota upset New Orleans, 44-10, at the Superdome and San Francisco, 36-24, at Candlestick Park in the first 2 rounds of the playoffs to earn a trip to the conference title game.

BOARD ADDS MEMBERS – Four people were added to the Vikings Board of Directors in 1988. Joining Max Winter, John Skoglund, Jack Steele, Sheldon Kaplan and Mike Lynn were Wheelock Whitney, Jaye Dyer, Irwin Jacobs and Carl Pohlad.

PAGE ENSHRINED – On July 30, 1988, Alan Page became the 2nd player who spent the majority of his career with the Vikings to be inducted into the Pro Football Hall of Fame. Drafted by Minnesota in the 1st round in 1967, Page made the Pro Bowl 9 times. In 1971 he became the 1st defensive player to be named the NFL's Most Valuable Player by Associated Press. Page played on teams that won 10 NFC Central titles and played in 4 Super Bowls.

14TH PLAYOFF APPEARANCE – The Vikings won 6-of-their-last-7 games in 1988 to earn a wild-card berth into the playoffs. Minnesota finished with an 11-5 record then defeated the Rams, 28-17, on December 26 in a first-round playoff game at the Metrodome. The Vikings felt the following week to eventual Super Bowl winner San Francisco at Candlestick Park.

REMAINING FOUNDER LEAVES BOARD – In 1989, Max Winter, the last of the original 5 Vikings' founders on the team's Board of Directors, left the board. He also served as the team's president from 1965-87. He was replaced on the board by Gerald Schwalbach.

WALKER ACQUIRED – On Oct. 12, 1989, the Vikings acquired Herschel Walker from Dallas for Issiac Holt, David Howard, Darrin Nelson, Jesse Solomon, Alex Stewart, a 1st-round choice in 1992, conditional 1st-round choices in 1990 and '91, conditional 2nd-round choices in 1990, '91 and '92, and a conditional 3rd-round choice in 1992. The final result of the trade gave the Vikings Walker, a 3rd (Mike Jones), 5th (Reggie Thornton) and 10th-round choice (Pat Newman) in 1990 and a 3rd-round choice in 1991 (lake Reed), while Dallas received all 5 players, a 1st, 2nd and 6th-round choice in 1990, a 1st and 2nd-round choice in 1991 and a 1st, 2nd and 3rd-round choice in 1992.

12TH DIVISION TITLE – The Vikings captured their 12th division title since 1968 by defeating the Cincinnati Bengals, 23-21, at the Metrodome in a Monday night game on Christmas Day in 1989. It also was Minnesota's 15th postseason appearance in the past 22 years. The Vikings finished the season with a 10-6 record but lost to eventual Super Bowl Champion San Francisco, 41-13, at Candlestick Park in the divisional playoffs on Jan. 6, 1990.

HEADRICK NAMED TEAM PRESIDENT – On Jan. 1, 1991, Roger Headrick became president and CEO of the Vikings. He replaced Mike Lynn as the person in charge of day-to-day operations of the club. In addition Headrick and Philip Maas replaced Jack Steele and Sheldon Kaplan on the board of directors.

BURNS RETIRES – On Dec. 3, 1991, Jerry Burns announced his retirement. In 6 seasons as Head Coach of the Vikings, Burns compiled a career record of 52-43 (.547). He also led Minnesota to 3 playoff appearances, including a division title and an NFC Championship Game.

CHANGES ON BOARD – On Dec. 16, 1991, the team's ownership structure was reorganized. Irwin Jacobs and Carl Pohlad sold their shares to a group consisting of Vikings President/CEO Roger Headrick, John Skoglund, Jaye Dyer, Philip Maas, Mike Lynn, Wheelock Whitney, James Blinger, Bud Grossman, Elizabeth MacMillan and Carol Sperry.

GREEN NAMED HEAD COACH – On Jan. 10, 1992, Dennis Green was named the 5th Head Coach in team history. He came to Minnesota after turning around a struggling Stanford University football program as head coach there from 1989-91.

13TH DIVISION TITLE – On Dec. 20, 1992 the Vikings defeated the Steelers, 6-3, at Three Rivers Stadium to earn the franchise's 13th division title. It also was Minnesota's 16th playoff season since 1968. Dennis Green also posted the most victories (11) and the 1st division title by a 1st-year head coach in team history. The Vikings lost to the defending Super Bowl champion Redskins, 24-7, in a 1st-round playoff game at the Metrodome on Jan. 2, 1993.

17TH PLAYOFF APPEARANCE – In 1993, for the first time since 1974, the Vikings won their final 3 regular-

season games to earn a Wild-Card playoff berth. It was the team's 17th postseason appearance since 1968. Minnesota lost to the Giants, 17-10, in Giants Stadium in a first-round playoff game on Jan. 9, 1994.

MOON ACQUIRED – On April 14, 1994 the Vikings drafted a 4th-round draft choice in 1994 and a 3rd-round draft choice in 1995 to the Houston Oilers for quarterback Warren Moon, who has thrown for more yardage and touchdowns as a professional than any other player. He set team season records for passing yards (4,264) in '94 and for completions (377) and touchdowns passes (33) in '95.

GRANT ENSHRINED – On July 30, 1994, Bud Grant was inducted into the Pro Football Hall of Fame. He coached the Vikings from 1967-83 then again in '85. During his tenure Minnesota made the playoffs 12 times, won 11 division titles and played in 4 Super Bowls. Grant was the first person to be elected to the Pro Football Hall of Fame and the Canadian Football League Hall of Fame.

14TH DIVISION TITLE – On the final day of the 1994 regular season, the Vikings defeated the 49ers, 21-14, in a Monday night game to earn their 2nd NFC Central title in 3 seasons and their 3rd straight playoff berth. It also was Minnesota's 14th division title and 18th postseason appearance since 1968. Dennis Green became only the 7th NFL coach to lead his team to the playoffs in his first 3 seasons.

FINKS ENSHRINED – Former Vikings General Manager Jim Finks was inducted into the Pro Football Hall of Fame on July 25, 1995. During his decade with Minnesota, the team won 5 division titles and appeared in 2 Super Bowls. Finks passed away on May 8, 1994, and was inducted posthumously, represented by his family.

WINTER PASSES AWAY – Max Winter, who served as the owner and President of the Vikings from 1965-87, passed away on July 26, 1996. He was one of the prime forces bringing an NFL franchise to Minnesota and was a big factor in the building of the Metrodome and attracting Super Bowl XXVI to the Twin Cities.

19TH PLAYOFF APPEARANCE – On Dec. 15, 1996, the Vikings defeated the Buccaneers, 21-10, in the Metrodome. After a Washington loss to Arizona later that day, Minnesota was guaranteed a playoff berth for the 19th time since 1968 and the 4th in 5 seasons under Dennis Green. The Vikings lost, 40-15, to the Dallas Cowboys in a first-round game at Texas Stadium on Dec. 28, 1996.

20TH PLAYOFF APPEARANCE – On Dec. 21, 1997, the Vikings beat the Colts in the regular season finale to reach the playoffs for the 20th time in team history and the 5th time in 6 seasons under Dennis Green. The Vikings went on the road and came back from 16 points down to defeat the NY Giants 23-22 at the Meadowlands on Dec. 27, 1997. It was the biggest comeback win in team playoff history and the 5th biggest postseason comeback in NFL history. The following week the Vikings lost, 38-22, to the San Francisco 49ers at 3Com Park in the Divisional Playoffs on Jan. 3, 1998.

KRAUSE ENSHRINED – On August 1, 1998, Paul Krause was inducted into the Pro Football Hall of Fame. Krause played free safety with the Vikings from 1968-79 and the Redskins from 1964-67. He holds the NFL record for career interceptions with 81. Krause was selected to 8 Pro Bowls in his 15-year career.

BOARD AGREES TO SELL – On July 3, 1998, The Minnesota Vikings 10 owners voted unanimously to accept the bid of Texas businessman B.J. "Red" McCombs to purchase the Vikings.

NFL APPROVES MCCOMBS – On July 28, 1998, the NFL owners unanimously approved Red McCombs' purchase of the Vikings, finalizing the change of ownership from the 10 previous owners to sole ownership by McCombs.

GREEN CONTRACT EXTENDED – Head Coach Dennis Green received a 3-year contract extension on September 5, the day before the 1998 opener vs. Tampa Bay.

VIKINGS 15 WINS BEST IN TEAM HISTORY – The Vikings won their 15th NFC Central Division title in 1998 and became only the 3rd team in NFL history to go 15-1 through the regular season with their 26-16 win at Tennessee in the regular season finale. The Vikings also established a new NFL scoring record with 556 points, breaking the mark of 541 set by the 1983 Redskins.

SIXTH NFC CHAMPIONSHIP GAME – The Vikings hosted Atlanta in the 6th NFC Championship game in franchise history with a berth in Super Bowl XXXIII on the line. The teams played to a 27-27 deadlock during regulation, forcing the game into overtime where the Falcons claimed a 30-27 win. It was the first NFC Championship game played in the Metrodome.

22ND PLAYOFF APPEARANCE – The Vikings turned their 1999 season around, winning eight of the final 10 games to finish 10-6 and host a 1st-round playoff game vs. Dallas. Robert Smith set a team post-season record with 140 rushing yards in the 27-10 win over the Cowboys. The Vikings fell 49-37 to eventual Super Bowl XXXIV champion St. Louis in the Divisional Round at the TVA Dome.

CARTER NAMED MAN OF THE YEAR – Cris Carter was honored as the first recipient of the Walter Payton NFL Man of the Year Award for civic involvement, charity work and displaying high character on January 29, 2000, in a ceremony during Super Bowl week in Atlanta. The award was re-named after Payton, a Hall of Fame running back who died in 1999.

SMITH BREAKS TEAM RUSHING RECORD – Robert Smith surpassed Chuck Foreman's 20-year-old career rushing record in the team's 28-16 win at Chicago (10/15/00). Smith ended his career with 6,818 yards. He also established a new team record with 1,521 rushing yards on the season and holds the team record with 29 career 100-yard games.

40th ANNIVERSARY TEAM ANNOUNCED – The Vikings celebrated their 40th season of NFL football in 2000, highlighted by a luncheon on November 30 to introduce the Vikings 40th Anniversary Team. That night the Vikings topped Detroit 24-17 and Cris Carter caught his 1,000th pass on a 4-yard TD from Daunte Culpepper. Carter was only the 2nd player in NFL history to record 1,000 career receptions.

16TH DIVISION TITLE – The Vikings overcame every critic's expectations in 2000 to post an 11-5 regular-season record, win the franchise's 16th NFC Central title and made the 23rd playoff appearance in team history, ending in the 7th NFC Championship game at Giants Stadium.

YARY ENSHRINED – On August 4, 2001, Ron Yary was enshrined in the Pro Football Hall of Fame. Yary played 14 seasons with Minnesota and played in 4 Super Bowls and 7 Pro Bowls during his career.

TICE REPLACES GREEN – On January 4, 2002, Mike Tice replaced Dennis Green on the sideline for the Vikings. Tice coached the 2001 regular season finale at Baltimore. Green assembled a 97-62 regular season record at the helm of the Vikings. Green led the team to 4 NFC Central Division titles and twice played in the NFC Championship game. Green's teams made the playoffs in 8 of his 10 seasons.

TICE NAMED HEAD COACH – On January 10, 2002 Mike Tice was named the 6th Head Coach in Vikings history. Tice is the 3rd of the 6 Vikings Head Coaches to be promoted from within the team's coaching ranks but is the 1st Head Coach to have played for the Vikings.

NFL RE-ALIGNS – The 2002 season marked the re-alignment of the NFL as the League expanded to 32 teams when the Houston Texans joined as an expansion franchise. The NFL re-aligned into 8 divisions of 4 teams

each. The Vikings moved into the newly-formed NFC North after years in the NFC Central.

VIKINGS LEAD NFL IN RUSHING – The 2002 Vikings led the NFL in rushing for the first time in team history with 2,507 yards for the season, an average of 156.7 yards per game. The team also established an NFL mark by becoming the 1st team to make a successful 2-point conversion to win a game when Daunte Culpepper scored on a 2-point run with :05 remaining in the game to give the Vikings a 32-31 win at New Orleans on December 15, 2002. Culpepper proved to be a dangerous runner himself in 2002, setting team records for attempts (106), yards (609) and rushing TDs (10) by a QB.

VIKINGS OFFENSE RANKS #1 – The 2003 Vikings became the 1st squad in franchise history to finish the season with the #1 ranked offense in the NFL, averaging 393.4 yards per game and scoring an average of 26.0 points per game.

ELLER ENSHRINED – On August 8, 2004, Carl Eller was enshrined in the Pro Football Hall of Fame. Eller, the Vikings career sacks leader, was a member of the vaunted Purple People Eaters defense.

WILF FAMILY TAKES OWNERSHIP – An investment group led by brothers Zigmunt and Mark Wilf were unanimously approved as the new owners of the Vikings by their fellow NFL owners on May 25, 2005. The Wilfs, owners of a real estate development company in New Jersey, took ownership in mid-June from former owner Red McCombs, who had owned the club since 1998. Joining the Wilfs ownership group is cousin Leonard Wilf, Reggie Fowler, David Mandelbaum and Alan Landis.

CHILDRESS TAKES THE HELM – The Vikings named Brad Childress the 7th head coach in the history of the franchise on January 6, 2006. Childress comes to the Vikings after seven seasons with the Philadelphia Eagles, spending the 2002-05 seasons as offensive coordinator.

VIKINGS UNVEIL NEW UNIFORMS – The franchise made the most dramatic change to its uniforms in the history of the team during the 2006 offseason. The team unveiled the new uniforms before an enthusiastic crowd at Mall of America on April 27, 2006.

VIKINGS SEND 4 LINEMEN TO PRO BOWL – The 2006 Vikings strong play along the defensive and offensive lines was recognized league-wide as C Matt Birk, C Steve Hutchinson, DT Kevin Williams and DT Pat Williams all earned Pro Bowl honors.

ROOKIE RUNS TO RECORDS – In only his 5th NFL game, rookie RB Adrian Peterson broke the team record for rushing yards in a game with 224 at Chicago (10/14/07). Three weeks later he topped that by setting the NFL single-game rushing record with 296 yards vs. San Diego (11/4/07). He went on to lead the NFL in rushing with 1,341 yards, was named All-Pro, NFL Offensive Rookie of the Year, started in the Pro Bowl and took home game MVP honors.

SOLID 7 EARN PRO BOWL TRIPS – The Vikings sent 7 players to Hawaii for the Pro Bowl, the most to earn the honor since the 2000 season. The team was represented by C Matt Birk, C Steve Hutchinson, S Darren Sharper, FB Tony Richardson, DT Kevin Williams, DT Pat Williams and RB Adrian Peterson.

BLOCKBUSTER TRADE LANDS ALLEN – The Vikings struck a deal with Kansas City to trade 2007 NFL sack leader DE Jared Allen to the club for the Vikings 1st-round (#17) pick in the 2008 Draft, a pair of 3rd-round picks in 2008 and a swap of 6th-round choices. Allen was introduced to a boisterous crowd of fans at the Winter Park facility as part of the Vikings Draft Party days after the trade.

VIKINGS CLAIM FIRST NFC NORTH TITLE – The Vikings rattle off 9 wins in their last 12 games to capture their 1st division title since 2000 and the team's 1st NFC North Championship since the NFC Central was realigned in

2002. The Vikings hosted a playoff game for the 1st time since 2000.

PETERSON LEADS NFL IN RUSHING – Second-year RB Adrian Peterson set a team record with 1,760 yards rushing to become the 1st-ever Viking to lead the NFL in rushing. Peterson broke the 100-yard barrier 10 times during the season and became just the 5th player in NFL history to rush for more than 3,000 yards in his 1st 2 seasons (3,101).

RUSHING DEFENSE DYNASTY – The Vikings became the first defense since the 1970 merger to rank No. 1 in the NFL against the run for 3 straight years. Minnesota gave up just 76.9 yards per game to lead the league.

VIKINGS LOSE FOUNDING FATHER – One of the Vikings original stockholders and most-adamant supporters, Don McNeely passed away in March of 2009. In addition to his role in helping build the Vikings tradition, McNeely was revered as one of Minnesota's great philanthropists. McNeely was an ardent supporter of the arts and also donated large gifts to the Minnesota State Fair, St. John's University, the Warner Nature Center and the Como Conservatory.

McDANIEL ENSHRINED – G Randall McDaniel was inducted in the Pro Football Hall of Fame on August 8, 2009. McDaniel started 12 consecutive Pro Bowls (1989-2000), started 202 consecutive games and missed only 2 games his entire career after being a 1st-round pick by the Vikings in 1988.

FAVRE SIGNS WITH VIKINGS – A long-time nemesis, Brett Favre signed with the Vikings on August 18, 2009. Favre went on to have the best statistical season of his career, throwing for 4,202 yards, 33 TDs and 7 INTs with a 107.2 passer rating, while also setting the NFL record for consecutive games started, a mark formerly held by Vikings legend Jim Marshall.

BACK-TO-BACK DIVISION TITLES – The Vikings finished the regular season with a 12-4 mark to capture its 2nd consecutive AFC North title. It marked the first time Minnesota achieved the feat since 1977-78.

HARVIN NAMED ROOKIE OF THE YEAR – Rookie WR/KR Percy Harvin burst on the scene and earned Associated Press Offensive Rookie of the Year and was also named Pro Football Weekly/PFWA Offensive Rookie of the Year and Pepsi NFL Rookie of the Year. Harvin set team records with 2,081 all-purpose yards and 2 TDs on kick returns, while sharing the NFL rookie lead with 60 receptions for 790 yards. He earned a Pro Bowl berth as a return man.

NFL-BEST 10 VIKINGS EARN PRO BOWL BERTHS – The Vikings led the NFL and tied a team record with 10 players earning Pro Bowl honors. The unit featured 4 players who made their 1st Pro Bowl: Heath Farwell, Bryant McKinnie, Sidney Rice and Percy Harvin. They were joined by Brett Favre, Steve Hutchinson, Adrian Peterson, Jared Allen, Kevin Williams and Antoine Winfield.

EIGHTH NFC CHAMPIONSHIP GAME – The Vikings traveled to New Orleans in the 8th NFC Championship game in franchise history for a chance to play in Super Bowl XLIV in South Florida. The teams played to a 28-28 tie in regulation, forcing the game into OT where the Saints hit a 40-yard FG in the extra period to claim a 31-28 victory.

RANDLE ENSHRINED – DT John Randle was inducted into the Pro Football Hall of Fame on August 7, 2010 following a 14-year career, including 11 years as a Vikings (1990-2000). He was named to NFL Team of the Decade for the 1990s and led or tied for the team lead in sacks 9 times in his 11 Vikings seasons.

FRAZIER REPLACES CHILDRESS AFTER 10 GAMES– Defensive Coordinator/Asst. Head Coach Leslie Frazier took over coaching the team after 10 games in 2010 when Head Coach Brad Childress was replaced. Frazier won his 1st game as Interim Head Coach on 11/28/10 at Washington.

ROOF COLLAPSE CAUSES CHAOTIC END TO 2010 – Heavy snows and inclement weather caused the Metrodome roof to collapse in the early morning hours of December 12, 2010, forcing the final 2 home games of the 2010 season to be moved from the facility. The Vikings played host to the NY Giants in Detroit at Ford Field on 12/13 and the club's final home game was played at the University of Minnesota's TCF Bank Stadium, a Monday Night Football contest against Chicago on 12/20. The team also had a road game against Philadelphia postponed due to weather from Sunday night, 12/26, to Tuesday night, 12/28.

50 GREATEST VIKINGS CAPS 50TH SEASON CELEBRATION – Vikings legends reunited for a celebration of the storied history of the Vikings' franchise during a weekend of activities leading up to the Monday Night Football game versus Chicago on December 20, 2010. The team unveiled the 50 greatest Vikings and they were introduced to fans at halftime of the snowy game at TCF Bank Stadium. The snowy atmosphere was fitting and marked the first outdoor home game for the Vikings since the 1981 Met Stadium finale on 12/20/81, 30 years to the day.

FRAZIER NAMED HEAD COACH – After serving as Interim Head Coach for the final 6 games of the 2010 season, Leslie Frazier was named the Head Coach on Monday, January 3, 2011, the day after the 2010 regular season finale. Frazier posted a 3-3 mark in the interim role and during trying times as the team lost its home field due to a weather-related collapse of the Metrodome.

ALLEN BREAKS TEAM SACK RECORD – DE Jared Allen had one of the best seasons for a pass rusher in NFL history in 2011. Recording 22.0 sacks, Allen broke Chris Doleman's team record of 21.0 sacks in a season and fell just .5 sack short of the NFL's single-season sack record.

SPIELMAN NAMED GENERAL MANAGER – On January 3, 2012, Rick Spielman was named the team's General Manager. He had previously been the Vikings Vice President of Player Personnel from 2006-2011.

DOLEMAN ENSHRINED – DE Chris Doleman was inducted into the Pro Football Hall of Fame on August 4, 2012 following a 15-year career, including 10 with the Vikings. His 150.5 sacks was ranked fourth all-time in the NFL at the time of his retirement.

NEW STADIUM DEAL APPROVED – In May 2012, a bill for a new Minnesota Vikings stadium was passed through the Minnesota legislature and signed by Governor Mark Dayton. Funded by the Vikings, the State of Minnesota, and the City of Minneapolis, the new stadium will be located on the current Metrodome site. Groundbreaking on the stadium site is expected in Spring 2013 with project completion in time for the 2016 NFL season.

PETERSON POSTS EPIC SEASON – Adrian Peterson had a season for the ages, coming back from severe knee injury at the end of 2012 to set a franchise record and post the 2nd-best rushing season in NFL history with 2,097 yards. Peterson broke Robert Smith's Vikings career rushing mark in the 1st game of the season. Peterson went on to become only the 3rd Vikings player to earn Associated Press MVP honors for his efforts along with AP Defensive Player of the Year, 1st-Team All-Pro and Pro Bowl honors.

RECORD TURNAROUND EARNS PLAYOFF BERTH – The Vikings rebounded from a 3-13 mark in 2012 to go 10-6 and earn a Wild Card Playoff berth in 2013, the biggest single-season win improvement in team history at +7.

CARTER ENSHRINED – WR Cris Carter was inducted into the Pro Football Hall of Fame on August 4, 2013. Carter holds the Vikings career receptions, yards and TDs records. Carter was a 4-time All-Pro and 8-time Pro Bowler during his 16 NFL seasons.

VIKINGS COACHING HISTORY

Years	Head Coach	Total Games	Regular Season (%)	Playoffs (%)	Overall (%)
1961-66	Norm Van Brocklin	84	29-51-4 (.369)	0-0-0 (.000)	29-51-4 (.369)
1967-83, '85	Bud Grant	281	158-96-5 (.620)	10-12-0 (.454)	168-108-5 (.607)
1984	Les Steckel	16	3-13-0 (.188)	0-0-0 (.000)	3-13-0 (.188)
1986-91	Jerry Burns	101	52-43-0 (.547)	3-3-0 (.500)	55-46-0 (.544)
1992-2001	Dennis Green	171	97-62-0 (.610)	4-8-0 (.250)	101-70-0 (.591)
2001-05	Mike Tice	67	32-33-0 (.492)	1-1-0 (.500)	33-34-0 (.493)
2006-10	Brad Childress	77	39-35-0 (.527)	1-2-0 (.333)	40-37-0 (.519)
2010-12	Leslie Frazier	39	16-22-0 (.421)	0-1-0 (.000)	16-23-0 (.410)
Total		836	426-355-9 (.545)	19-27-0 (.413)	445-382-9 (.538)



Norm Van Brocklin



Bud Grant



Les Steckel



Jerry Burns



Dennis Green



Mike Tice



Brad Childress



Leslie Frazier

Norm Van Brocklin—Named Vikings Head Coach on January 18, 1961...The former quarterback had retired from the NFL following the 1960 season after 12 professional seasons with the Los Angeles Rams (1949-57) and Philadelphia Eagles (1958-60)...“The Dutchman” led the Eagles to the NFL crown in 1960 and was the League MVP...Set an NFL record with 554 passing yards in the 1951 season opener...Threw for 23,611 yards and 173 TDs in his NFL career and played in 10 Pro Bowls...Inducted into the Pro Football Hall of Fame in 1971...Coached 84 games with the Vikings with a 29-51-4 record...Went on to coach the Atlanta Falcons from 1968-73...Born March 15, 1926, in Eagle Butte, SD...Died May 2, 1983...Attended the University of Oregon where he was an All-American.

Bud Grant—Named Vikings Head Coach on March 10, 1967...Came to Minnesota following a successful coaching career in the Canadian Football League with the Winnipeg Blue Bombers, leading the team to 4 Grey Cup championships and playing in the game 6 times...Coached the Vikings in 281 total games, retiring after the 1983 season only to be coaxed back to coach the team again in 1985 before retiring for good...Led Vikings to Super Bowl IV, VIII, IX and XI...Won 11 Central Division titles and made 12 appearances in the playoffs...Member of both the CFL and Pro Football Halls of Fame...Born May 20, 1927 in Superior, WI...Resides in Bloomington, MN...An avid outdoorsman who travels the world hunting and fishing.

Les Steckel—Named Vikings Head Coach on January 29, 1984...Coached the Vikings for the 1984 season, finishing 3-13...Served as an offensive assistant with the Vikings for 5 seasons prior to taking over head coaching duties...Came to Minnesota in 1979 after working on the San Francisco 49ers staff...Was the youngest Head Coach in the NFL in 1984 at age 38...Born July 1, 1946, in Whitehall, PA...Began his playing career at Kansas as a walk-on, playing 4 seasons for the Jayhawks as a running back...Worked for Senator Robert Kennedy’s campaign as a volunteer following his 1968 graduation...Joined the Marine Corps and served as an infantry Lieutenant, seeing combat in Vietnam...Left the service in 1972 and began his coaching career at Colorado, working with the Buffaloes from 1972-76, the US Naval Academy in 1977 and the 49ers in 1978.

Jerry Burns—Named Vikings Head Coach on January 7, 1986...Served as Vikings offensive coordinator from 1968-85, guiding the team to 4 Super Bowl berths and 11 Central Division titles...Served as Vikings Head Coach 6 seasons, 1986-91...Coached the team in 101 total games, going 52-43 in the regular season and 3-3 in the playoffs...Led the Vikings to the NFC Championship game in 1987, earning upset wins at New Orleans and San Francisco along the way before falling to the Redskins 17-10 in Washington...Won the NFC Central in 1989...Coached in 6 Super Bowls, 4 as Vikings offensive coordinator and 2 as the Green Bay Packers’ defensive backs coach in Super Bowls I and II...Played QB for Michigan on the 1950 Rose Bowl team...Began his coaching career in 1951 at University of Hawaii...Head Coach at the University of Iowa from 1961-65...Born January 24, 1927...Resides in Eden Prairie, MN.

Dennis Green—Named Vikings Head Coach on January 10, 1992...Came to Minnesota after reviving the Stanford University football program, serving as Head Coach from 1989-91, the only Vikings Head Coach to come directly from the college ranks...Coached 171 total games in 10 seasons with the Vikings, leading the team to 4 Central Division titles and the NFC Championship game twice...Vikings made the playoffs 8 of Green’s 10 seasons and the 1998 club set the NFL single-season scoring record at 556 points, averaging 34.8 points per game...An advocate of community involvement, Green initiated Community Tuesdays, which had players active in the Twin Cities on their day off, a concept that spread to the entire National Football League...Born February 17, 1949 in Harrisburg, PA...Named NFL Coach of the Year in 1992 by the Washington Touchdown Club and in 1998 by Sports Illustrated and the Maxwell Club.

Mike Tice—Named Vikings Head Coach on January 10, 2002 after serving as the team’s coach for the final regular season game of the 2001 season...Became the 1st Vikings player to go on and serve as Head Coach...Enjoyed a 14-year NFL playing career as a TE, including 1992-93, ’95 with the Vikings...Played in 177 career games with Seattle, Washington and Minnesota...Originally signed by Seattle as a rookie free agent QB in 1981...Born February 2, 1959, in Baysboro, NY...Began coaching career with Minnesota Vikings as TE coach in 1996...Coached offensive line from 1997-2001 and added title of Assistant Head Coach in 2001.

Brad Childress—Named Vikings Head Coach on January 6, 2006...Led Vikings to consecutive NFC North titles in 2008-09...Won first game with Vikings over Washington on Monday Night Football...Joined the Vikings after 7 seasons with Philadelphia, working from 2002-05 as the Eagles’ offensive coordinator...Helped guide Eagles to Super Bowl XXXIX...Coached at University of Wisconsin from 1991-98...Got first taste of NFL coaching with Indianapolis Colts in 1985...Started coaching career at University of Illinois from 1978-84...Born June 27, 1956 and raised in Aurora, IL.

Leslie Frazier—Named Vikings Head Coach on January 3, 2011 after serving as Interim Head Coach for final 6 games of 2010 season, going 3-3...Currently 16-22 as Head Coach in the regular season...Made his 1st playoff appearance as a head coach in 2012 after going 10-6... Led the team to the biggest single-season turnaround in team history and finished tied for 3rd in Coach of the Year voting...Won 1st game as interim coach at Washington (11/28/10)...Spent 2007-10 as Vikings Defensive Coordinator...The 1st Vikings Head Coach to come from a defensive background...Played for Division rival Chicago from 1981-86, starting at CB on Bears Super Bowl XX championship team...Joined Bears as a rookie free agent in 1981 from Alcorn State...Entered NFL as assistant coach with Philadelphia in 1999...Began coaching career in 1988 at tiny Trinity College in suburban Chicago, starting the football program from the ground up as the 1st coach in program history...Part of Super Bowl winner with Chicago as a player and Indianapolis as an assistant coach...Born 4/3/59 in Columbus, MS.

KICKOFF
EXECUTIVES
STAFF
COACHES
PLAYERS
ROOKIES
2012 SEASON
RECORDS
PLAYOFF RECORDS
HISTORY
EXTRA POINTS

VIKINGS ALL-TIME COACHING STAFFS

HEAD COACH

YEARS

Norm Van Brocklin

1961-66

Walt Yowarsky, Darrel Brewster (1961-63), Harry Gilmer (1961-64), Stan West (1961-63), Tom McCormick (1963-66), Marion Campbell (1964-66), Lew Carpenter (1964-66), Jack Faulkner (1965), Jim Carr (1966).

Bud Grant

1967-83

Buster Mertes, John Michels, Jim Carr (1967-68, 1978-81), Bob Holloway 1967-70, '78-83), Jerry Burns (1968-83), Neill Armstrong (1969-77), Jack Patera (1969-75), Jocko Nelson (1971-78), Buddy Ryan (1976-77), Murray Warmath (1978-79), Floyd Reese (1979-83), Les Steckel (1979-83), Tom Cecchini (1980-83), Jed Hughes (1982-83).

Les Steckel

1984

Tom Batta, Raymond Berry, Bud Bjornaraa, Dean Brittenham, Jerry Burns, Ross Fichtner, Bob Holloway, Bob Leahy, Buster Mertes, John Michels, Dan Radakovich, Floyd Reese, Dick Rehbein, Mike Sweatman.

Bud Grant

1985

Tom Batta, Jerry Burns, Pete Carroll, Bob Holloway, John Michels, Floyd Reese, Dick Rehbein, Marc Trestman, Paul Wiggins.

Jerry Burns

1986-91

Tom Batta, John Michels, Dick Rehbein, Paul Wiggins, Pete Carroll (1986-89), Bob Holloway (1986), Monte Kiffin (1986-89, '91), Floyd Peters (1986-90), Bob Schnelker (1986-90), Marc Trestman (1986, '89-91), John Brunner (1987-91), Rollie Dotsch (1987), Jerry Brown (1988-91), Maxie Baughan (1989-91), Tom Moore (1989-91).

Dennis Green

1992-2001

(Mike Tice coached last game of 2001)

Richard Solomon (1992-01), Steve Wetzel (1992-01), Tom Batta (1992-93), Jack Burns (1992-93), Brian Billick (1992-98), Tony Dungy (1992-95), Monte Kiffin (1992-94), John Michels (1992-93), Tom Moore (1992-93), Willie Shaw (1992-93, 2001), John Teerlinck (1992-94), Tyrone Willingham (1992-94), Mike Wolf (1992-94), Chris Foerster (1993-95), Carl Hargrave (1994-2001), Foge Fazio (1995-99), John Levrva (1995-97), Chip Myers (1995-98), Ray Sherman (1995-97, '99), Jeff Friday (1996-98), Tom Olivadotti (1996-99), Mike Tice (1996-2001), Dave Atkins (1997-99), Wade Harman (1997-98), Hubbard Alexander (1998-99), Andrew Patterson (1998-99), Dean Dalton (1999-2001), John Kasper (1999), John Tice (1999-2001), Alex Wood (1999-2001), Charlie Baggett (2000-01), John Fontes (2000), Chuck Knox, Jr. (2000-01), Daryl Lawrence (2000-01), Sherman Lewis (2000-01), Emmitt Thomas (2000-01), Fred von Appen (2000), Brian Baker (2001), Gary Zauner (1994-01), Trent Walters (1994-01), Keith Rowen (1994-96), Jerry Rhome (1994), Mark Asanovich (1995).

Mike Tice

2002-05

Charlie Baggett (2002-04), Brian Baker, Peter Berich, Ted Cottrell (2004-05), Dean Dalton, Mark Ellis (2004-05), Jay Hayes (2002), Chuck Knox, Jr., Daryl Lawrence (2002-03), Scott Linehan (2002-04), Steve Loney, George O'Leary (2002-03), Jim Panagos, Willie Shaw (2002-03), John Tice, Steve Wetzel (2002-03), Alex Wood (2002), Randy Hanson (2003-05), Kevin Ross (2003-05), Kurtis Shultz (2004-05), Rusty Tillman (2003-05), Wes Chandler (2005), Foge Fazio (2005), Rich Olson (2005), Jerry Rhome (2005).

Brad Childress, Leslie Frazier

2006-10

(Frazier coached last 6 games of 2010)

Junej Barnett (2006-11), Darrell Bevell (2006-10), Eric Beniemy (2006-10), Brendan Daly (2006-08), Karl Dunbar (2006-11), Paul Ferraro (2006-08), Ryan Ficken (2007-), Leslie Frazier (2007-), Jason Glenn (2006-10), Jim Hueber (2006-10), Jeff Imamura (2006-), Jimmie Johnson (2006-), Tom Kanavy (2006-), Derek Mason (2007-09), Clay Matchett (2006), Pat Morris (2006-10), Brian Murphy (2006-10), Chad O'Shea (2006-08), Fred Pagac (2006-), Dennis Polian (2009-10), Diron Reynolds (2009-), Kevin Rogers (2006-10), Matt Sheldon (2010-), Ryan Silverfield (2008-), Kevin Stefanski (2006-), George Stewart (2007-), Martin Streight (2006-), Mike Tomlin (2006), Chris White (2009-), Joe Woods (2006-), Darrell Wyatt (2006).

Leslie Frazier

2011-13

Junej Barnett (2011), Brendan Daly, Jeff Davidson, Karl Dunbar (2011), Ryan Ficken, Jeff Howard (2013-), Jeff Imamura, Craig Johnson, Jimmie Johnson, Tom Kanavy, Clint Kubiak (2013-), Aaron McLaurin (2012-), Bill Musgrave, Fred Pagac, Mike Priefer, Diron Reynolds, James Saxon, Matt Sheldon (2011), Ryan Silverfield, Mike Singletary, Kevin Stefanski, George Stewart, Martin Streight, Cameron Turner (2011-12), Chris White (2011-12), Alan Williams (2012-), Joe Woods.

VIKINGS ALL-TIME ASSISTANT COACHES ROSTER

Alexander, Hubbard, 1998-99
 Armstrong, Neill, 1969-77
 Atkins, Dave, 1997-99
 Asanovich, Mark, 1995
 Baggett, Charlie, 2000-04
 Baker, Brian, 2001-03
 Barnett, Junej, 2006-11
 Batta, Tom, 1984-93
 Baughan, Maxie, 1989-91
 Berich, Pete, 2002-05
 Berry, Raymond, 1984
 Bevell, Darrell, 2006-10
 Beniemy, Eric, 2006-10
 Billick, Brian, 1992-98
 Bjornaraa, Bud, 1984
 Brewster, Darrel, 1961-63
 Brittenham, Dean, 1984
 Brown, Jerry, 1988-91
 Brunner, John, 1987-91
 Burns, Jerry, 1968-85
 Burns, Jack, 1992-93
 Campbell, Marion, 1964-66
 Carpenter, Lew, 1964-66
 Carr, Jim, 1966-68; 1978-81
 Carroll, Pete, 1985-89
 Cecchini, Tom, 1980-83
 Cottrell, Ted, 2004-05
 Dalton, Dean, 1999-2005
 Daly, Brendan, 2006-08; '12
 Davidson, Jeff, 2011-12
 Dotsch, Rollie, 1987
 Dunbar, Karl, 2006-11
 Dungy, Tony, 1992-95
 Ellis, Mark, 2004-05
 Faulkner, Jack, 1965
 Fazio, Foge, 1995-99, 2005
 Ferraro, Paul, 2006-08
 Fichtner, Ross, 1984
 Ficken, Ryan, 2007-12
 Foerster, Chris, 1993-95
 Fontes, John, 2000
 Frazier, Leslie, 2007-10

Friday, Jeff, 1996-98
 Gilmer, Harry, 1961-64
 Glenn, Jason, 2009
 Hanson, Randy, 2003-05
 Hargrave, Carl, 1994-2001
 Harman, Wade, 1997-98
 Hayes, Jay, 2002
 Holloway, Bob, 1967-70; '78-86
 Hueber, Jim, 2006-10
 Hughes, Jed, 1982-83
 Imamura, Jeff, 2006-12
 Johnson, Craig, 2011-12
 Johnson, Jimmie, 2006-12
 Kanavy, Tom, 2006-12
 Kasper, John, 1999
 Kiffin, Monte, 1986-89; '91-94
 Knox, Jr., Chuck, 2000-05
 Lawrence, Daryl, 2000-03
 Leahy, Bob, 1984
 Levrva, John, 1995-97
 Lewis, Sherman, 2000-01
 Linehan, Scott, 2002-04
 Loney, Steve, 2002-05
 Mason, Derek, 2007-09
 Matchett, Clay, 2006
 McCormick, Tom, 1963-66
 McLaurin, Aaron, 2012
 Mertes, Buster, 1967-84
 Michels, John, 1967-93
 Moore, Tom, 1989-93
 Morris, Pat, 2006-10
 Murphy, Brian, 2006-10
 Musgrave, Bill, 2011-12
 Myers, Chip, 1995-98
 Nelson, Jocko, 1971-78
 O'Leary, George, 2002-03
 O'Shea, Chad, 2006-08
 Olivadotti, Tom, 1996-99
 Olson, Rich, 2005
 Pagac, Fred, 2006-12
 Panagos, Jim, 2002-05
 Patera, Jack, 1969-75

Patterson, Andre, 1998-99
 Peters, Floyd, 1986-90
 Polian, Dennis, 2009-10
 Priefer, Mike, 2011-12
 Radakovich, Dan, 1984
 Reese, Floyd, 1979-85
 Rehbein, Dick, 1984-91
 Reynolds, Diron, 2009-12
 Rhome, Jerry, 1994, 2005
 Rogers, Kevin, 2006-10
 Ross, Kevin, 2003-05
 Rowen, Keith, 1994-96
 Ryan, Buddy, 1976-77
 Saxon, James, 2011-12
 Schnelker, Bob, 1986-90
 Sheldon, Matt, 2010-11
 Shultz, Kurtis, 2004-05
 Shaw, Willie, 1992-93; '01-02
 Sherman, Ray, 1995-97; '99
 Silverfield, Ryan, 2008-12
 Singletary, Mike, 2011-12
 Solomon, Richard, 1992-2001
 Steckel, Les, 1979-83
 Stefanski, Kevin, 2006-12
 Stewart, George, 2007-12
 Streight, Martin, 2006-12
 Sweatman, Mike, 1984
 Teerlinck, John, 1992-94
 Thomas, Emmitt, 2000-01
 Tice, John, 1999-2005
 Tice, Mike, 1996-2001
 Tillman, Rusty, 2003-05
 Tomlin, Mike, 2006
 Trestman, Marc, 1985-86; 89-91
 Turner, Cameron, 2011-12

von Appen, Fred, 2000
 Walters, Trent, 1994-2001
 Warmath, Murray, 1978-79
 White, Chris, 2009-12
 West, Stan, 1961-63
 Wetzel, Steve, 1992-2003
 Wiggin, Paul, 1985-91
 Williams, Alan, 2012
 Willingham, Tyrone, 1992-94
 Wolf, Mike, 1992-94
 Wood, Alex, 1999-2002
 Woods, Joe, 2006-12
 Wyatt, Darrell, 2006
 Yowarsky, Walt, 1961-66
 Zauner, Gary, 1994-2001



Foge Fazio

LONGEST TENURED VIKINGS COACHES

Years	Coach	Position
26	John Michels	OL, RBs
24	Jerry Burns	Offensive Coordinator, Head Coach
18	Buster Mertes	RBs
17	Bud Grant	Head Coach
14	Bob Holloway	Defensive Coordinator

VIKINGS RESULTS YEAR-BY-YEAR

ALL-TIME RECORD: REGULAR SEASON 426-355-9 / POST SEASON 19-27 / OVERTIME 19-20-2

1961

Head Coach: Norm Van Brocklin
Preseason (0-5)

8/5	L	13	Dallas at Sioux Falls (4,954)	38
8/18	L	3	at Baltimore Colts (10,203)	13
8/26	L	10	San Fran. at Portland (27,044)	14
9/2	L	7	Chicago at Cedar Rapids (12,500)	30
9/10	L	17	L.A. Rams (27,982)	21

Regular Season (3-11)
Finish: 7th in NFL Western Conference

9/17	W	37	Chicago (32,236)	13
9/24	L	7	at Dallas (12,992)	21
10/1	L	33	at Baltimore Colts (54,259)	34
10/8	L	0	Dallas (33,070)	28
10/15	L	24	San Francisco (34,415)	38
10/22	L	7	Green Bay (42,007)	33
10/29	L	10	at Green Bay (Milw.) (44,112)	28
11/5	L	17	at L.A. Rams (38,594)	31
11/12	W	28	Baltimore Colts (38,010)	20
11/19	L	10	Detroit (32,296)	37
11/26	L	28	at San Francisco (43,905)	38
12/3	W	42	L.A. Rams (39,068)	21
12/10	L	7	at Detroit (42,655)	13
12/17	L	35	at Chicago (34,539)	52

285 **407**

9/22	L	7	Chicago (33,923)	28
9/29	W	45	San Francisco (28,567)	14
10/6	L	14	St. Louis Cards (30,220)	56
10/13	L	28	Green Bay (42,567)	37
10/20	L	24	at L.A. Rams (30,555)	27
10/27	L	10	at Detroit (44,509)	28
11/3	W	21	L.A. Rams (33,567)	13
11/10	L	7	at Green Bay (42,327)	28
11/17	L	34	Baltimore Colts (33,136)	37
11/24	W	34	Detroit (28,763)	31
12/1	T	17	at Chicago (47,249)	17
12/8	L	10	at Baltimore Colts (54,122)	41
12/15	W	34	at Philadelphia (54,403)	13

309 **390**

12/12	W	29	at Detroit (45,420)	7
12/19	W	24	at Chicago (46,604)	17

383 **403**

1966

Head Coach: Norm Van Brocklin
Preseason (3-1-1)

8/6	T	6	Detroit at New Orleans (38,500)	6
8/13	W	35	Pittsburgh at Portland (21,288)	5
8/20	W	24	L.A. Rams (40,270)	10
8/26	W	30	Washington at Clev. (83,414)	27
9/2	L	24	at Dallas (58,316)	28

1964

Head Coach: Norm Van Brocklin
Preseason (5-0)

8/8	W	21	N.Y. Giants (31,581)	7
8/15	W	24	St. L. Cards at Atlanta (9,500)	10
8/22	W	24	San Fran. at Salt Lake (20,207)	21
8/29	W	34	at L.A. Rams (39,938)	23
9/5	W	21	Philadelphia at Hershey (9,212)	20

Regular Season (8-5-1)
Finish: Tied 2nd in NFL Western Conference

9/13	W	34	Baltimore Colts (35,563)	24
9/20	L	28	Chicago (41,387)	34
9/27	L	13	at L.A. Rams (50,009)	22
10/4	W	24	at Green Bay (42,327)	23
10/11	L	20	Detroit (40,840)	24
10/18	W	30	Pittsburgh (39,873)	10
10/25	W	27	at San Francisco (31,845)	22
11/1	L	13	Green Bay (44,278)	42
11/8	W	24	San Francisco (40,408)	7
11/15	L	14	at Baltimore Colts (60,213)	17
11/22	T	23	at Detroit (48,291)	23
11/29	W	34	L.A. Rams (31,677)	13
12/6	W	30	at N.Y. Giants (62,802)	21
12/13	W	41	at Chicago (46,486)	14

355 **296**

Regular Season (4-9-1)
Finish: Tied 6th in NFL Western Conference

9/11	T	20	at San Francisco (29,312)	20
9/18	L	23	Baltimore Colts (47,426)	38
9/25	L	17	at Dallas (64,116)	28
10/2	L	10	Chicago (47,426)	13
10/16	W	35	L.A. Rams (47,426)	7
10/23	L	17	at Baltimore Colts (60,238)	20
10/30	W	28	San Francisco (45,077)	3
11/6	W	20	at Green Bay (50,861)	17
11/13	L	31	Detroit (43,939)	32
11/20	L	6	at L.A. Rams (38,775)	21
11/27	L	16	Green Bay (47,426)	28
12/4	L	13	Atlanta (37,117)	20
12/11	W	28	at Detroit (43,022)	16
12/18	L	28	at Chicago (45,191)	41

292 **304**

1962

Head Coach: Norm Van Brocklin
Preseason (2-3)

8/11	L	24	San Francisco at Seattle (22,500)	30
8/18	L	24	L.A. Rams at Portland (23,544)	33
8/25	L	21	St. L. Cards at Mpls.-Parade (15,500)	24
9/2	W	24	Baltimore Colts (29,544)	13
9/8	W	45	Dallas at Atlanta (12,500)	26

Regular Season (2-11-1)
Finish: 6th in NFL Western Conference

9/16	L	7	at Green Bay (38,669)	34
9/23	L	7	Baltimore Colts (30,787)	34
9/30	L	7	at San Francisco (38,407)	21
10/7	L	0	Chicago (33,141)	13
10/14	L	21	Green Bay (41,475)	48
10/21	W	38	at L.A. Rams (33,071)	14
10/28	W	31	Philadelphia (30,071)	21
11/4	L	31	at Pittsburgh (14,642)	39
11/11	L	30	at Chicago (46,984)	31
11/18	L	6	Detroit (31,257)	17
11/25	T	24	L.A. Rams (26,728)	24
12/2	L	12	San Francisco (33,076)	35
12/9	L	23	at Detroit (42,256)	37
12/16	L	17	at Baltimore Colts (53,645)	42

254 **410**

1964

Head Coach: Norm Van Brocklin
Preseason (5-0)

8/14	W	31	Pittsburgh at Atlanta (39,240)	21
8/20	W	35	Philadelphia (43,125)	21
8/28	W	20	Washington at Charlotte, NC (20,426)	16
9/3	W	57	Dallas at Birmingham (41,500)	17
9/11	W	24	N.Y. Giants at Omaha (14,250)	9

Regular Season (7-7)
Finish: Tied 5th in NFL Western Conference

9/19	L	16	at Baltimore Colts (56,562)	35
9/26	L	29	Detroit (46,826)	31
10/3	W	38	at L.A. Rams (36,755)	35
10/9	W	40	N.Y. Giants (44,283)	14
10/17	L	37	Chicago (47,426)	45
10/24	W	42	at San Francisco (42,680)	41
10/31	W	27	at Cleveland (83,505)	17
11/7	W	24	L.A. Rams (47,426)	13
11/14	L	21	Baltimore Colts (47,426)	41
11/21	L	13	Green Bay (47,426)	38
11/28	L	24	San Francisco (40,306)	45
12/5	L	19	at Green Bay (40,852)	24

1967

Head Coach: Bud Grant
Preseason (2-3)

8/12	W	34	Philadelphia at Tulsa (24,500)	0
8/18	L	9	at Denver (31,850)	14
8/27	L	3	N.Y. Giants at New Haven (43,584)	21
9/2	W	16	Atlanta at Cleveland (84,236)	3
9/10	L	14	Cleveland (40,012)	42

Regular Season (3-8-3)
Finish: 4th in NFL Central

9/17	L	21	San Francisco (39,638)	27
9/22	L	3	at L.A. Rams (52,255)	39
10/1	L	7	Chicago (44,868)	17
10/8	L	24	St. Louis Cards (40,017)	34
10/15	W	10	at Green Bay (Milw.) (49,601)	7
10/22	T	20	Baltimore Colts (47,693)	20
10/29	T	20	at Atlanta (52,859)	21
11/5	W	27	N.Y. Giants (44,960)	24
11/12	T	10	Detroit (40,032)	10
11/19	L	10	at Cleveland (68,431)	14
11/26	W	41	at Pittsburgh (23,773)	27
12/3	L	27	Green Bay (47,693)	30
12/10	T	10	at Chicago (40,110)	10
12/17	L	3	at Detroit (44,874)	14

233 **294**

1963

Head Coach: Norm Van Brocklin
Preseason (4-1)

8/10	W	43	San Francisco at Portland, OR (20,837)	28
8/17	W	27	at L.A. Rams (42,966)	3
8/25	W	17	N.Y. Giants (29,815)	16
8/31	L	27	Philadelphia at Hershey, PA (15,861)	34
9/6	W	35	at St. Louis (30,842)	0

Regular Season (5-8-1)
Finish: Tied 4th in NFL Western Conference

9/15	W	24	at San Francisco (30,781)	20
------	---	----	---------------------------	----

1968

Head Coach: Bud Grant
Preseason (3-2)

8/10	L	10	Kansas City (45,228)	13
8/17	W	39	at Denver (20,901)	16
8/24	W	52	Philadelphia (41,229)	10
9/1	L	28	at St. Louis Cards (25,138)	31
9/6	W	20	New Orleans at Shreveport, LA (23,000)	17

Regular Season (8-6)
Finish: NFL Central Champions

9/14	W	47	Atlanta (45,563)	7
9/22	W	26	at Green Bay (Milw.) (49,346)	13
9/29	L	17	Chicago (47,644)	27
10/6	W	24	Detroit (44,289)	10
10/13	L	17	at New Orleans (71,105)	20
10/20	L	7	Dallas (47,644)	20
10/27	L	24	at Chicago (46,562)	26
11/3	W	27	Washington (47,644)	14
11/10	W	14	Green Bay (47,644)	10
11/17	W	13	at Detroit (48,654)	6
11/24	L	9	at Baltimore Colts (60,238)	21
12/1	L	3	L.A. Rams (47,644)	31
12/8	W	30	at San Francisco (29,049)	20
12/15	W	24	at Philadelphia (54,530)	17

282 **242**



The Vikings went 87-24-1 and played in 4 Super Bowls in a 8-season span from 1969-76.

Western Conference Championship
 (Memorial Stadium, Baltimore, MD)

12/22	L	14	Baltimore Colts (60,238)	24
-------	---	----	--------------------------	----

NFL Playoff Bowl
 (Orange Bowl, Miami, FL)

1/5/69	L	13	Dallas (22,961)*	17
--------	---	----	------------------	----

*Statistics from game do not count.

1969

Head Coach: Bud Grant
Preseason (5-1)

8/2	W	45	Miami at Tampa (37,219)	10
8/9	W	26	Denver (45,916)	6
8/23	W	41	St. L. Cards at Memphis (34,417)	13
8/30	L	21	N.Y. Jets at Winston-Salem (31,500)	24
9/6	W	28	N.Y. Giants (47,900)	27
9/13	W	23	Cleveland at Akron (28,551)	16

Regular Season (12-2)
Finish: NFL Central Champions

9/21	L	23	at N.Y. Giants (62,900)	24
9/28	W	52	Baltimore Colts (47,900)	14
10/5	W	19	Green Bay at U. of MN (60,740)	7
10/12	W	31	at Chicago (45,757)	0
10/19	W	27	at St. Louis Cards (49,430)	10
10/26	W	24	Detroit (47,900)	10
11/2	W	31	Chicago (47,900)	14
11/9	W	51	Cleveland (47,900)	3
11/16	W	9	at Green Bay (Milw.) (48,321)	7
11/23	W	52	Pittsburgh (47,202)	17
11/27	W	27	at Detroit (57,906)	0
12/7	W	20	at L.A. Rams (80,430)	13
12/14	W	10	San Francisco (43,028)	7
12/21	L	3	at Atlanta (52,872)	10

379 **133**

Western Conference Championship
 (Metropolitan Stadium, Bloomington, MN)

12/27	W	23	L.A. Rams (47,900)	20
-------	---	----	--------------------	----

NFL Championship
 (Metropolitan Stadium, Bloomington, MN)

1/4/70	W	27	Cleveland (47,900)	7
--------	---	----	--------------------	---

Super Bowl IV
 (Tulane Stadium, New Orleans, LA)

1/17/70	L	7	Kansas City (80,562)	2
---------	---	---	----------------------	---



Behind the play of QB Joe Kapp, the 1969 Vikings won their first NFL Central Championship with a 12-2 record.

1970

Head Coach: Bud Grant
Preseason (4-2)

8/8	L	13	New Orleans at Canton (17,932)	14
8/15	L	13	Pittsburgh (45,591)	20
8/22	W	14	at Houston (44,563)	7
8/30	W	52	N.Y. Jets (47,900)	21
9/5	W	24	at Cleveland (83,043)	21
9/11	W	31	at Chicago (46,630)	30

Regular Season (12-2)
Finish: NFC Central Champions

9/20	W	27	Kansas City (47,900)	10
9/27	W	26	New Orleans (47,900)	0
10/4	L	10	at Green Bay (Milw.) (47,967)	13
10/11	W	24	at Chicago (45,485)	0
10/18	W	54	Dallas (47,900)	13
10/26	W	13	L.A. Rams (47,900)	3
11/1	W	30	at Detroit (58,210)	17
11/8	W	19	at Washington (50,415)	10
11/15	W	24	Detroit (47,900)	20
11/22	W	10	Green Bay (47,900)	3
11/29	L	10	at N.Y. Jets (62,333)	20
12/5	W	16	Chicago (47,900)	13
12/13	W	35	at Boston (37,819)	14
12/20	W	37	at Atlanta (57,992)	7

335 **143**

NFC Divisional Playoffs
 (Metropolitan Stadium, Bloomington, MN)

12/27	L	14	San Francisco (46,050)	17
-------	---	----	------------------------	----

1971

Head Coach: Bud Grant
Preseason (4-2)

8/8	L	10	New England at U of M (31,813)	17
8/14	W	34	at San Diego (49,267)	7
8/21	W	34	Chicago (47,900)	14
8/28	W	26	at Pittsburgh (46,276)	21
9/4	L	7	at Denver (43,000)	14
9/11	W	24	Miami (47,900)	0

Regular Season (11-3)
Finish: NFC Central Champions

9/20	W	16	at Detroit (54,418)	13
9/26	L	17	Chicago (47,900)	20
10/3	W	19	Buffalo (47,900)	0
10/10	W	13	at Philadelphia (65,258)	0
10/17	W	24	at Green Bay (56,263)	13
10/25	W	10	Baltimore Colts (49,784)	3
10/31	W	17	at N.Y. Giants (62,829)	10
11/7	L	9	San Francisco (49,784)	13
11/14	W	3	Green Bay (49,784)	0
11/21	W	23	at New Orleans (83,130)	10
11/28	W	24	Atlanta (49,784)	7
12/5	L	14	at San Diego (54,505)	30
12/11	W	29	Detroit (49,784)	10
12/19	W	27	at Chicago (55,049)	10

245 **139**

NFC Divisional Playoffs
 (Metropolitan Stadium, Bloomington, MN)

12/25	L	12	Dallas (49,100)	20
-------	---	----	-----------------	----

1972

Head Coach: Bud Grant
Preseason (3-2)

8/12	L	24	San Diego (47,900)	13
8/18	L	10	at Buffalo (41,006)	17
8/26	W	20	at Cleveland (70,583)	21
9/4	W	26	Houston (47,900)	14
9/10	L	19	at Miami (74,298)	21

Regular Season (7-7)
Finish: 3rd in NFC Central

9/18	L	21	Washington (47,900)	24
9/24	W	34	at Detroit (54,418)	10
10/1	L	14	Miami (47,900)	16
10/8	L	17	St. Louis Cards (49,784)	20
10/15	W	23	at Denver (51,656)	19
10/23	L	10	at Chicago (55,701)	13
10/29	W	27	at Green Bay (56,263)	13
11/5	W	37	New Orleans (49,784)	6
11/12	W	16	Detroit (49,784)	14
11/19	W	45	at L.A. Rams (77,982)	21
11/26	L	10	at Pittsburgh (50,348)	43
12/3	W	23	Chicago (49,784)	10
12/10	L	7	Green Bay (49,784)	23
12/16	L	17	at San Francisco (61,214)	20

301 **252**

1973

Head Coach: Bud Grant
Preseason (5-0)

8/11	W	10	Pittsburgh (46,619)	6
8/18	W	13	at Kansas City (72,676)	10
8/25	W	34	at Oakland (57,515)	10
8/31	W	20	Miami (46,619)	17
9/8	W	24	at San Diego (42,007)	16

Regular Season (12-2)
Finish: NFC Central Champions

9/16	W	24	Oakland (46,619)	16
9/23	W	22	at Chicago (55,701)	13
9/30	W	11	Green Bay (48,503)	3
10/7	W	23	at Detroit (54,418)	9
10/14	W	17	at San Francisco (59,359)	13
10/21	W	28	Philadelphia (48,503)	21
10/28	W	10	L.A. Rams (48,503)	9
11/4	W	26	Cleveland (48,503)	3
11/11	W	28	Detroit (48,503)	7
11/19	L	14	at Atlanta (50,850)	20
11/25	W	31	Chicago (48,503)	13
12/2	L	0	at Cincinnati (59,580)	7
12/8	W	31	at Green Bay (56,276)	27
12/16	W	31	at N.Y. Giants (New Haven) (70,041)	7

296 **168**



The 1969 Vikings' picked off 30 passes and were led by Paul Krause, Ed Sharockman, Karl Kasulke, and Earsall Mackbee.

NFC Championship Playoffs
 (Metropolitan Stadium, Bloomington, MN)

12/22	W	27	Washington (46,409)	20
-------	---	----	---------------------	----

NFC Championship Game
 (Texas Stadium, Irving, TX)

12/30	W	27	Dallas (60,272)	10
-------	---	----	-----------------	----

Super Bowl VIII (Rice Stadium, Houston, TX)

1/13/74	L	7	Miami (68,142)	24
---------	---	---	----------------	----

1974

Head Coach: Bud Grant
Preseason (3-2)

8/10	L	21	at Denver (23,822)	27
8/19	L	9	at Miami (67,963)	21
8/25	W	32	Buffalo (46,553)	13
8/31	W	14	at St. Louis Cards (42,544)	10
9/7	W	42	San Diego (46,553)	0

Regular Season (10-4)
Finish: NFC Central Champions

9/15	W	32	at Green Bay (56,312)	17
9/22	W	7	at Detroit (49,703)	6
9/29	W	11	Chicago (46,619)	7
10/6	W	23	at Dallas (60,817)	21
10/13	W	51	Houston (48,490)	10
10/20	L	16	Detroit (48,501)	20
10/27	L	14	New England (48,497)	17
11/3	W	17	at Chicago (55,753)	0
11/11	W	28	at St. Louis Cards (51,392)	24
11/17	L	7	Green Bay (48,480)	19
11/24	L	17	at L.A. Rams (90,266)	20
12/1	W	29	New Orleans (48,456)	9
12/7	W	23	Atlanta (48,480)	10
12/14	W	35	at Kansas City (72,474)	15

310 **195**

NFC Divisional Playoffs
 (Metropolitan Stadium, Bloomington, MN)

12/21	W	30	St. Louis Cards (44,626)	14
-------	---	----	--------------------------	----

NFC Championship Game
 (Metropolitan Stadium, Bloomington, MN)

12/29	W	14	L.A. Rams (47,404)	10
-------	---	----	--------------------	----

Super Bowl IX
 (Tulane Stadium, New Orleans, LA)

1/12/75	L	6	Pittsburgh (80,997)	16
---------	---	---	---------------------	----

1975

Head Coach: Bud Grant
Preseason (2-3-1)

8/9	L	15	N.Y. Jets at Phoenix (51,323)	20
8/17	L	10	at New England (40,218)	36
8/23	W	16	at Dallas (45,395)	13
9/1	W	20	Miami (47,653)	7
9/6	L	6	St. Louis Cards (46,975)	13
9/13	T	14	at San Diego (31,642)	14

Regular Season (12-2)
Finish: NFC Central Champions

9/21	W	27	San Francisco (48,418)	17
9/28	W	42	at Cleveland (65,419)	10
10/5	W	28	Chicago (48,446)	3
10/12	W	29	N.Y. Jets (48,444)	21
10/19	W	25	Detroit (48,446)	19
10/27	L	13	at Chicago (56,302)	9
11/2	W	28	at Green Bay (55,279)	17
11/9	W	38	Atlanta (48,446)	0
11/16	W	20	at New Orleans (60,214)	7
11/23	W	28	San Diego (48,443)	13



The 1977 Vikings featured Pro Bowlers RB Chuck Foreman (top left), G Ed White (top middle), WR Sammy White (top right), T Ron Vary (#73), LB Matt Blair (#59) and LB Jeff Siemon (#50).

11/30	L	30	at Washington (54,311)	31
12/7	W	24	Green Bay (48,446)	3
12/14	L	10	at Detroit (78,990)	17
12/20	W	35	at Buffalo (73,391)	13
377				

NFC Divisional Playoffs
(Metropolitan Stadium, Bloomington, MN)

12/28	L	14	Dallas (46,425)	17
-------	---	----	-----------------	----

1976

Head Coach: Bud Grant

Preseason (3-3)

7/31	L	3	at Miami (39,939)	16
8/7	W	13	at Kansas City (32,851)	10
8/16	L	7	at Cleveland (44,336)	31
8/22	W	23	Cincinnati (43,784)	17
8/28	W	20	Philadelphia (46,512)	16
9/5	L	17	at Denver (52,129)	30

Regular Season (11-2-1)

Finish: NFC Central Champions

9/12	W	40	at New Orleans (58,156)	9
9/19	T	10	L.A. Rams (47,310) (OT)	10
9/26	W	10	at Detroit (77,292)	9
10/4	W	17	Pittsburgh (47,809)	6
10/10	W	20	Chicago (47,948)	19
10/17	W	24	N.Y. Giants (47,156)	7
10/24	W	31	at Philadelphia (56,233)	12
10/31	L	13	at Chicago (56,602)	14
11/7	W	31	Detroit (46,735)	23
11/14	W	27	Seattle (45,087)	21
11/21	W	17	at Green Bay (Mil.) (53,104)	10
11/29	L	16	at San Francisco (56,775)	20
12/5	W	20	Green Bay (43,700)	9
12/11	W	29	at Miami (46,543)	7
305				

NFC Divisional Playoffs
(Metropolitan Stadium, Bloomington, MN)

12/18	W	35	Washington (47,221)	20
-------	---	----	---------------------	----

NFC Championship Game
(Metropolitan Stadium, Bloomington, MN)

12/26	W	24	L.A. Rams (47,191)	13
-------	---	----	--------------------	----

Super Bowl XI
(Rose Bowl, Pasadena, CA)

1/9/77	L	14	Oakland (103,438)	32
--------	---	----	-------------------	----

1977

Head Coach: Bud Grant

Preseason (4-2)

8/6	W	22	at L.A. Rams (55,168)	17
8/13	W	34	Cleveland (45,370)	33
8/19	L	7	at Baltimore (45,529)	29
8/26	W	33	Miami (44,396)	6
9/3	L	7	at Cincinnati (52,942)	26
9/10	W	30	at Buffalo (35,017)	6

Regular Season (9-5)

Finish: NFC Central Champions

9/18	L	10	Dallas (47,678) (OT)	16
9/24	W	9	at Tampa Bay (66,272)	3
10/2	W	19	Green Bay (47,143)	7
10/9	W	14	Detroit (45,860)	7

10/16	W	22	Chicago (47,708) (OT)	16
10/24	L	3	at L.A. Rams (62,414)	35
10/30	W	14	at Atlanta (59,257)	7
11/6	L	7	St. Louis (47,066)	27
11/13	W	42	Cincinnati (47,371)	10
11/20	L	7	at Chicago (49,563)	6
11/27	W	13	at Green Bay (52,267)	10
12/4	W	28	San Francisco (40,745)	27
12/11	L	13	at Oakland (52,771)	35
12/17	W	30	at Detroit (78,572)	21
231				

NFC Divisional Playoffs
(L.A. Coliseum, Los Angeles, CA)

12/26	W	14	L.A. Rams (62,538)	7
-------	---	----	--------------------	---

NFC Championship Game
(Texas Stadium, Irving, TX)

1/1/78	L	6	Dallas (61,968)	23
--------	---	---	-----------------	----

1978

Head Coach: Bud Grant

Preseason (2-2)

8/5	W	20	Washington (46,212)	13
8/12	L	13	at Kansas City (41,092)	17
8/18	L	22	at Miami (46,316)	37
8/26	W	30	Buffalo (45,062)	20

Regular Season (8-7-1)

Finish: NFC Central Champions

9/3	L	24	at New Orleans (54,187)	31
9/11	W	12	Denver (46,508) (OT)	9
9/17	L	10	Tampa Bay (46,152)	16
9/25	W	24	at Chicago (53,561)	20
10/1	W	24	at Tampa Bay (65,972)	7
10/8	L	28	at Seattle (62,031)	29
10/15	L	17	L.A. Rams (46,551)	34
10/22	W	21	Green Bay (47,411)	7
10/26	W	21	at Dallas (61,848)	7
11/5	W	17	Detroit (46,008)	14
11/12	W	17	Chicago (43,286)	14
11/19	L	7	San Diego (38,859)	13
11/26	T	10	at Green Bay (51,737) (OT)	10
12/3	W	28	Philadelphia (38,722)	27
12/9	L	14	at Detroit (78,685)	45
12/17	L	20	at Oakland (44,643)	27
294				

NFC Divisional Playoffs
(L.A. Coliseum, Los Angeles, CA)

12/31	L	10	L.A. Rams (69,631)	34
-------	---	----	--------------------	----

1979

Head Coach: Bud Grant

Preseason (0-4)

8/2	L	9	at Seattle (60,881)	12
8/11	L	0	at San Diego (49,037)	19
8/18	L	10	Miami (45,790)	21
8/23	L	0	Kansas City (39,578)	25

Regular Season (7-9)

Finish: 3rd in NFC Central

9/2	W	28	San Francisco (46,539)	22
9/9	L	7	at Chicago (53,231)	27
9/16	L	12	Miami (46,187)	26

9/23	W	27	Green Bay (45,524) (OT)	21
9/30	W	13	at Detroit (75,295)	10
10/7	L	20	Dallas (47,572)	36
10/15	L	7	at N.Y. Jets (54,479)	14
10/21	W	30	Chicago (41,164)	27
10/28	L	10	Tampa Bay (46,906)	12
11/4	L	7	at St. Louis (47,213)	37
11/11	L	7	at Green Bay (Milw.) (52,706)	19
11/18	W	14	Detroit (43,650)	7
11/25	W	23	at Tampa Bay (70,039)	22
12/2	L	21	at L.A. Rams (56,700) (OT)	27
12/9	W	10	Buffalo (42,239)	3
12/16	L	23	at New England (54,710)	27
259				

1980

Head Coach: Bud Grant

Preseason (3-1)

8/9	W	21	San Diego (45,179)	17
8/18	L	10	at Kansas City (39,879)	14
8/23	W	17	at Miami (36,116)	10
8/30	W	38	Cleveland (47,262)	16

Regular Season (9-7)

Finish: NFC Central Champions

9/7	W	24	Atlanta (44,733)	23
9/14	L	7	Philadelphia (46,460)	42
9/21	W	34	at Chicago (59,983)	14
9/28	L	7	at Detroit (80,291)	23
10/5	L	17	Pittsburgh (47,583)	27
10/12	W	13	at Chicago (46,751)	7
10/19	L	0	at Cincinnati (44,487)	14
10/26	L	3	at Green Bay (44,361)	16
11/2	W	39	at Washington (52,060)	14
11/9	W	34	Detroit (46,264)	0
11/16	W	38	Tampa Bay (46,032)	30
11/23	L	13	Green Bay (47,234)	25
11/30	W	23	at New Orleans (30,936)	20
12/7	W	21	at Tampa Bay (65,649)	10
12/14	W	28	Cleveland (42,202)	23
12/21	L	16	at Houston (51,064)	20
317				

NFC Divisional Playoffs
(Veterans Stadium, Philadelphia, PA)

1/3/81	L	16	Philadelphia (68,434)	31
--------	---	----	-----------------------	----

1981

Head Coach: Bud Grant

Preseason (1-3)

8/8	L	6	Miami (45,165)	20
8/14	L	13	at Washington (44,662)	27
8/22	W	20	Atlanta (42,908)	19
8/27	L	31	at L.A. Rams (60,141)	34

Regular Season (7-9)

Finish: 4th in NFC Central

9/5	L	13	at Tampa Bay (66,287)	21
9/14	L	10	Oakland (47,186)	36
9/20	W	26	Detroit (45,340)	24
9/27	W	30	at Green Bay (Mil.) (55,012)	13
10/4	W	24	Chicago (43,827)	21
10/11	W	33	at San Diego (50,708)	31
10/18	W	35	Philadelphia (45,459)	23
10/25	L	17	at St. Louis Cards (48,039)	30
11/2	L	17	at Denver (74,834)	19
11/8	W	25	Tampa Bay (47,038)	10
11/15	W	20	New Orleans (45,215)	10
11/23	L	30	at Atlanta (54,086)	31
11/29	L	23	Green Bay (46,025)	35
12/6	L	9	at Chicago (50,766)	10
12/12	L	7	at Detroit (79,428)	45
12/20	L	6	Kansas City (41,110)	10
325				

1982

Head Coach: Bud Grant

Preseason (3-2)

8/7	W	30	Baltimore at Canton (23,379)	14
8/14	L	17	at Atlanta (49,831)	20
8/21	W	7	Seattle (57,880)	3
8/28	L	17	at Denver (73,371)	27
9/3	W	24	New Orleans (59,810)	21

Regular Season (5-4)

Finish: 2nd in NFC Central

9/12	W	17	Tampa Bay (58,440)	10
9/16	L	22	at Buffalo (77,753)	23
11/21	L	7	at Green Bay (Milw.) (44,681)	26
11/28	W	35	Chicago (54,724)	7

12/5	L	14	at Miami (45,721)	22
12/12	W	13	Baltimore (53,981)	31
12/19	W	34	at Detroit (73,058)	10
12/26	L	14	N.Y. Jets (58,672)	42
1/3/83	W	31	Dallas (60,007)	27
187 198				
NFC First-Round Playoffs				
(Metrodome, Minneapolis, MN)				
1/9/83	W	30	Atlanta (60,560)	24
NFC Second-Round Playoffs				
(RFK Stadium, Washington, DC)				
1/15/83	L	7	Washington (54,593)	21
1983				
Head Coach: Bud Grant				
Preseason (3-1)				
8/6	W	28	St. Louis Cards at London (32,847)	10
8/13	L	7	Baltimore (56,061)	10
8/19	W	19	at Seattle (54,402)	7
8/26	W	34	Denver (59,435)	3
Regular Season (8-8)				
Finish: 4th in NFC Central				
9/4	W	27	at Cleveland (70,087)	21
9/8	L	17	San Francisco (58,167)	48
9/18	W	19	at Tampa Bay (47,567) (OT)	16
9/25	W	20	Detroit (58,254)	17
10/2	L	24	Dallas (62,136)	37
10/9	W	23	at Chicago (59,632)	14
10/16	W	34	Houston (58,910)	14
10/23	W	20	at Green Bay (55,236) (OT)	17
10/30	L	31	at St. Louis Cards (38,796)	41
11/6	L	12	Tampa Bay (59,239)	17
11/13	L	21	Green Bay (60,113)	29
11/20	W	17	at Pittsburgh (58,417)	14
11/27	L	16	at New Orleans (59,502)	17
12/5	L	2	at Detroit (79,169)	13
12/11	L	13	Chicago (57,880)	19
12/17	W	20	Cincinnati (51,565)	14
316 348				
1984				
Head Coach: Les Steckel				
Preseason (1-3)				
8/4	W	37	Atlanta (51,693)	6
8/11	L	7	Miami (54,003)	29
8/18	L	10	Philadelphia (51,743)	31
8/24	L	0	at St. Louis Cards (35,864)	31
Regular Season (3-13)				
Finish: 5th in NFC Central				
9/2	L	13	San Diego (57,276)	42
9/9	L	17	at Philadelphia (55,942)	19
9/16	W	27	Atlanta (53,955)	25
9/23	W	29	at Detroit (57,511)	28
9/30	L	12	Seattle (57,171)	20
10/7	L	31	at Tampa Bay (47,405)	35
10/14	L	20	at L.A. Raiders (49,276)	23
10/21	L	14	Detroit (57,953)	16
10/28	L	7	at Chicago (57,517)	17
11/4	W	27	Tampa Bay (54,949)	24
11/11	L	17	at Green Bay (Milw.) (52,931)	45
11/18	L	21	at Denver (74,716)	42
11/25	L	3	Chicago (56,881)	34
11/29	L	7	Washington (55,017)	31
12/8	L	7	at San Francisco (61,384)	51
12/16	L	14	Green Bay (51,197)	38
276 484				
1985				
Head Coach: Bud Grant				
Preseason (3-1)				
8/10	W	16	at Miami (41,129)	13
8/17	W	41	Pittsburgh (56,887)	34
8/24	L	10	Seattle (56,562)	27
8/30	W	13	at Denver (69,373)	9
Regular Season (7-9)				
Finish: 3rd in NFC Central				
9/8	W	28	San Francisco (57,375)	21
9/15	W	31	at Tampa Bay (46,188)	16
9/19	L	24	Chicago (61,242)	33
9/29	W	27	at Buffalo (45,667)	27
10/6	L	10	at L.A. Rams (61,139)	13
10/13	L	17	at Green Bay (Mil.) (54,674)	20
10/20	W	21	San Diego (61,670)	21
10/27	L	9	at Chicago (63,815)	27
11/3	W	16	Detroit (58,012)	13

11/10	L	17	Green Bay (59,970)	27
11/17	L	21	at Detroit (54,647)	41
11/24	L	23	New Orleans (54,117)	30
12/1	W	28	at Philadelphia (54,688)	42
12/8	W	26	Tampa Bay (51,593)	7
12/15	L	13	at Atlanta (14,167)	17
12/22	L	35	Philadelphia (49,722)	34
346 359				
1986				
Head Coach: Jerry Burns				
Preseason (3-1)				
8/9	W	30	Miami (52,865)	16
8/16	W	29	Denver (53,193)	27
8/22	L	17	at Seattle (57,730)	27
8/30	W	23	at Indianapolis (57,969)	20
Regular Season (9-7)				
Finish: 2nd in NFC Central				
9/7	L	10	Detroit (54,851)	13
9/14	W	23	at Tampa Bay (34,579)	10
9/21	W	31	Pittsburgh (56,795)	7
9/28	W	42	Green Bay (60,478)	13
10/5	L	0	at Chicago (63,921)	23
10/12	W	27	at San Francisco (58,637) (OT)	24
10/19	W	23	Chicago (62,851)	7
10/26	L	20	Cleveland (59,133)	23
11/2	L	38	at Washington (51,928) (OT)	44
11/9	W	24	at Detroit (53,725)	10
11/16	L	20	N.Y. Giants (62,003)	22
11/23	L	20	at Cincinnati (53,003)	24
11/30	W	45	Tampa Bay (56,235)	13
12/7	W	32	at Green Bay (47,637)	6
12/14	L	10	at Houston (32,738)	23
12/21	W	33	New Orleans (51,209)	17
398 273				
1987				
Head Coach: Jerry Burns				
Preseason (2-2)				
8/15	L	17	at New Orleans (52,884)	23
8/22	W	37	Indianapolis (49,304)	13
8/29	L	27	New England (49,339)	38
9/3	W	27	at Denver (74,081)	17
Regular Season (8-7)				
Finish: 2nd in NFC Central				
9/13	W	34	Detroit (57,061)	19
9/20	W	21	at L.A. Rams (63,367)	16
10/4	L	16	Green Bay (13,911)	23
10/11	L	7	at Chicago (32,113)	27
10/18	L	10	at Tampa Bay (20,850)	20
10/26	W	34	Denver (51,011)	27
11/1	L	17	at Seattle (61,134)	28
11/8	W	31	at L.A. Raiders (57,150)	20
11/15	W	23	Tampa Bay (48,605)	17
11/22	W	24	Atlanta (53,866)	13
11/26	W	44	at Dallas (54,229) (OT)	38
12/6	L	24	Chicago (62,313)	30
12/13	L	10	at Green Bay (Milw.) (47,059)	16
12/20	W	17	at Detroit (27,693)	14
12/26	L	24	Washington (59,160) (OT)	27
336 335				
NFC First-Round Playoffs				
(Superdome, New Orleans, LA)				
1/3/88	W	44	New Orleans (68,127)	10
NFC Divisional Playoffs				
(Candlestick Park, San Francisco, CA)				
1/9/88	W	36	San Francisco (62,547)	24
NFC Championship Game				
(RFK Stadium, Washington, DC)				
1/17/88	L	10	Washington (55,212)	17
1988				
Head Coach: Jerry Burns				
Preseason (3-1)				
8/7	L	20	New Orleans (47,624)	23
8/14	W	28	Chicago at Goteburg, Sweden (33,115)	21
8/21	W	19	at Phoenix Cards (45,429) (OT)	16
8/26	W	24	Miami (51,463)	13
Regular Season (11-5)				
Finish: 2nd in NFC Central				
9/4	L	10	at Buffalo (76,783)	13
9/11	W	36	New England (55,545)	6
9/18	W	31	at Chicago (63,990)	7
9/25	W	23	Philadelphia (56,012)	21
10/2	L	7	at Miami (59,867)	27
10/9	W	14	Tampa Bay (55,374)	13

10/16	L	14	Green Bay (59,053)	34
10/23	W	49	at Tampa Bay (48,020)	24
10/30	L	21	at San Francisco (60,738)	20
11/6	W	44	Detroit (55,573)	17
11/13	W	43	at Dallas (57,830)	3
11/20	W	12	Indianapolis Colts (58,342)	3
11/24	W	23	at Detroit (46,379)	0
12/4	W	45	New Orleans (61,215)	3
12/11	L	6	at Green Bay (48,892)	18
12/19	W	28	Chicago (62,067)	27
406 233				
NFC First-Round Playoffs				
(Metrodome, Minneapolis, MN)				
12/26	W	28	L.A. Rams (57,666)	17
NFC Divisional Playoffs				
(Candlestick Park, San Francisco, CA)				
1/1/89	L	9	San Francisco (61,848)	34
1989				
Head Coach: Jerry Burns				
Preseason (3-1)				
8/12	W	23	Kansas City at Memphis (63,528)	13
8/21	L	7	at Chicago (66,475)	38
8/26	L	14	at L.A. Rams (45,087)	24
9/1	W	17	Cincinnati (49,867)	10
Regular Season (10-6)				
Finish: NFC Central Champions				
9/10	W	38	Houston (54,015)	7
9/17	L	7	at Chicago (66,475)	38
9/24	L	14	at Pittsburgh (50,744)	27
10/1	W	17	Tampa Bay (54,817)	3
10/8	W	24	Detroit (55,380)	17
10/15	W	26	Green Bay (62,075)	14
10/22	W	20	at Detroit (51,579)	7
10/30	L	14	at N.Y. Giants (76,041)	24
11/5	W	23	L.A. Rams (59,600) (OT)	21
11/12	W	24	at Tampa Bay (56,271)	10
11/19	L	9	at Philadelphia (65,544)	10
11/26	L	19	at Green Bay (Milw.) (55,592)	20
12/3	W	27	Chicago (60,664)	16
12/10	W	43	Atlanta (58,116)	17
12/17	L	17	at Cleveland (70,777) (OT)	23
12/25	W	29	Cincinnati (58,829)	21
351 275				
NFC Divisional Playoffs				
(Candlestick Park, San Francisco, CA)				
1/6/90	L	13	San Francisco (64,585)	41
1990				
Head Coach: Jerry Burns				
Preseason (3-1)				
8/11	L	10	New Orleans (48,154)	13
8/19	W	23	at Cleveland (60,989)	20
8/26	W	22	Houston (46,191)	21
8/31	W	20	at Miami (44,689)	17
Regular Season (6-10)				
Finish: 5th in NFC Central				
9/9	L	21	at Kansas City (68,363)	24
9/16	W	32	New Orleans (56,272)	3
9/23	L	16	at Chicago (65,420)	19
9/30	L	20	Tampa Bay (54,462) (OT)	23
10/7	L	27	Detroit (57,586)	34
10/15	L	24	at Philadelphia (66,296)	32
10/28	L	10	at Green Bay (Milw.) (55,125)	24
11/4	W	27	Denver (57,331)	22
11/11	W	17	at Detroit (68,264)	7
11/18	W	24	at Seattle (59,735)	21
11/25	W	41	Chicago (58,866)	13
12/2	W	23	Green Bay (62,058)	7
12/9	L	15	at N.Y. Giants (76,121)	23
12/16	L	13	at Tampa Bay (47,272)	26
12/22	L	24	L.A. Raiders (53,899)	28
12/30	L	17	San Francisco (51,590)	20
351 326				
1991				
Head Coach: Jerry Burns				
Preseason (2-2)				
8/3	L	21	at New Orleans (58,953)	24
8/10	W	34	Pittsburgh (44,959)	24
8/17	L	24	at Cincinnati (56,358) (OT)	27
8/23	W	31	Cleveland (45,925)	7
Regular Season (8-8)				
Finish: 3rd in NFC Central				
9/1	L	6	at Chicago (64,112)	10



The 1998 Vikings went a franchise best 15-1 and were crowned NFC Central Champions. QB Randall Cunningham finished the season with an NFL-best 106.0 passer rating.

9/8	W	20	at Atlanta (50,936)	19
9/15	W	17	San Francisco (59,148)	14
9/22	L	0	at New Orleans (68,591)	26
9/29	L	6	Denver (55,031)	13
10/6	L	20	at Detroit (63,423)	24
10/13	W	34	Phoenix Cards (51,209)	7
10/20	L	23	at New England (45,367) (OT)	26
10/27	W	28	at Phoenix Cards (45,447)	0
11/3	W	28	Tampa Bay (35,737)	13
11/11	L	17	Chicago (59,001)	34
11/17	W	35	at Green Bay (57,614)	21
11/24	L	14	Detroit (51,644)	34
12/8	W	26	at Tampa Bay (41,091)	24
12/15	W	20	L.A. Rams (61,518)	14
12/21	L	7	Green Bay (52,860)	27
		301		306

1992

Head Coach: Dennis Green

Preseason (4-0)

8/8	W	24	Buffalo (36,603)	3
8/15	W	30	Kansas City (38,132)	0
8/24	W	56	at Cleveland (55,775)	5
8/29	W	30	at Washington (55,855)	0

Regular Season (11-5)

Finish: NFC Central Champions				
9/6	W	23	at Green Bay (58,617) (OT)	20
9/13	L	17	at Detroit (57,519)	31
9/20	W	26	Tampa Bay (48,113)	20
9/27	W	42	at Cincinnati (53,847)	7
10/4	W	21	Chicago (60,992)	20
10/15	W	31	Detroit (52,816)	14
10/25	L	13	Washington (59,098)	15
11/2	W	38	at Chicago (61,257)	10
11/8	W	35	at Tampa Bay (49,095)	7
11/15	L	13	Houston (56,726)	17
11/22	W	17	Cleveland (53,323)	13
11/29	W	31	at L.A. Rams (54,831)	17
12/6	L	17	at Philadelphia (65,280)	28
12/13	L	17	San Francisco (60,685)	20
12/20	W	6	at Pittsburgh (53,613)	3
12/27	W	27	Green Bay (61,461)	7
		374		249

NFC First-Round Playoffs

(Metrodome, Minneapolis, MN)				
1/2/93	L	7	Washington (57,353)	24

1993

Head Coach: Dennis Green

Preseason (4-1)

8/1	W	13	at Dallas (60,110)	7
8/7	W	20	Buffalo at Berlin, Germany (67,132)	6
8/14	W	23	Seattle (42,240)	10
8/21	L	20	at Kansas City (73,080)	27
8/26	W	30	Pittsburgh (41,512)	13

Regular Season (9-7)

Finish: 2nd in NFC Central				
9/5	L	7	at L.A. Raiders (44,120)	24
9/12	W	10	Chicago (57,921)	7
9/26	W	15	Green Bay (61,746)	13
10/3	L	19	at San Francisco (63,071)	38
10/10	W	15	Tampa Bay (54,215)	0

10/25	W	19	at Chicago (64,677)	12
10/31	L	27	Detroit (53,428)	30
11/7	L	17	San Diego (55,527)	30
11/14	W	26	at Denver (67,329)	23
11/21	L	10	at Tampa Bay (40,848)	23
11/28	L	14	New Orleans (53,030)	17
12/5	W	13	at Detroit (63,216)	0
12/12	L	20	Dallas (63,321)	37
12/19	W	21	at Green Bay (Milw.) (54,773)	13
12/26	W	30	Kansas City (59,236)	9
12/31	W	14	at Washington (42,836)	10
		277		290

NFC First-Round Playoffs

(Giants Stadium, East Rutherford, NJ)				
1/9/94	L	10	N.Y. Giants (75,089)	17

1994

Head Coach: Dennis Green

Preseason (3-2)

7/31	L	9	at Dallas (59,062)	17
8/7	W	17	Kansas City at Tokyo, Japan (49,555)	9
8/13	W	21	New Orleans (46,067)	17
8/20	L	19	at Seattle (45,497)	30
8/26	W	31	Miami (46,933)	16

Regular Season (10-6)

Finish: NFC Central Champions				
9/4	L	10	at Green Bay (59,487)	16
9/11	W	10	Detroit (57,349)	3
9/18	W	42	at Chicago (61,073)	14
9/25	W	38	Miami (64,035)	35
10/2	L	7	at Arizona Cards (67,950)	10
10/10	W	27	at N.Y. Giants (77,294)	10
10/20	W	13	Green Bay (63,041) (OT)	10
10/30	W	36	at Tampa Bay (42,110)	13
11/6	W	21	New Orleans (57,564)	20
11/13	L	20	at New England (58,382) (OT)	26
11/20	L	21	N.Y. Jets (60,687)	31
11/27	L	17	Tampa Bay (47,259) (OT)	20
12/1	W	33	Chicago (61,483) (OT)	27
12/11	W	21	at Buffalo (66,501)	17
12/17	L	19	at Detroit (73,881)	41
12/26	W	21	San Francisco (63,326)	14
		356		314

NFC First-Round Playoffs

(Metrodome, Minneapolis, MN)				
1/1/95	L	18	Chicago (60,347)	35

1995

Head Coach: Dennis Green

Preseason (2-2)

8/7	W	23	at San Diego (47,934)	19
8/12	L	14	at New England (56,241)	21
8/18	W	20	Oakland (45,306)	17
8/26	L	13	Kansas City (39,349)	17

Regular Season (8-8)

Finish: 4th in NFC Central				
9/3	L	14	at Chicago (63,036)	31
9/10	W	20	Detroit (52,234)	10
9/17	L	17	Dallas (60,088) (OT)	23
9/24	W	44	at Pittsburgh (57,853)	24
10/8	W	23	Houston (56,430) (OT)	17
10/15	L	17	at Tampa Bay (55,703) (OT)	20

10/22	L	21	at Green Bay (60,332)	38
10/30	L	6	Chicago (61,238)	14
11/5	W	27	Green Bay (62,839)	24
11/12	W	30	at Arizona Cards (51,342) (OT)	24
11/19	W	43	New Orleans (58,108)	24
11/23	L	38	at Detroit (74,559)	44
12/3	W	31	Tampa Bay (52,879)	17
12/9	W	27	Cleveland (47,984)	11
12/18	L	30	at San Francisco (64,975)	37
12/24	L	24	at Cincinnati (34,568)	27
		412		385

1996

Head Coach: Dennis Green

Preseason (1-3)

8/3	W	23	San Diego (34,367) (OT)	20
8/8	L	12	Buffalo (36,297)	35
8/19	L	17	at Miami (55,598)	24
8/23	L	13	at New Orleans (35,728)	16

Regular Season (9-7)

Finish: Second in NFC Central

9/1	W	17	Detroit (52,972)	13
9/8	W	23	at Atlanta (42,688)	17
9/15	W	20	at Chicago (61,301)	21
9/22	W	30	Green Bay (64,168)	14
9/29	L	10	at N.Y. Giants (70,970)	15
10/6	W	14	Carolina (60,894)	12
10/13	L	13	at Tampa Bay (32,175)	24
10/28	L	13	Chicago (60,774)	15
11/3	L	6	Kansas City (59,552)	21
11/10	L	23	at Seattle (50,794)	42
11/17	W	16	at Oakland (41,183) (OT)	13
11/24	L	17	Denver (59,142)	21
12/1	W	41	Arizona (45,767)	17
12/8	W	24	at Detroit (46,043)	22
12/15	W	21	Tampa Bay (49,302)	10
12/22	L	10	at Green Bay (59,306)	38
		298		315

NFC First-Round Playoffs

(Texas Stadium, Irving, TX)				
12/28	L	15	Dallas (64,682)	40

1997

Head Coach: Dennis Green

Preseason (3-2)

7/26	W	28	Seattle at Canton (23,846)	6
8/2	W	26	St. Louis Rams (36,971)	26
8/8	L	3	at Buffalo (32,559)	19
8/16	L	13	at Cincinnati (44,316)	37
8/22	W	28	San Diego (44,300)	22

Regular Season (9-7)

Finish: 4th in NFC Central

8/31	W	34	at Buffalo (79,139)	13
9/7	W	27	at Chicago (59,263)	24
9/14	L	14	Tampa Bay (63,697)	38
9/21	L	32	at Green Bay (60,115)	28
9/28	W	28	Philadelphia (55,149)	19
10/5	W	20	at Arizona (45,550)	19
10/12	W	21	Carolina (62,625)	16
10/26	W	10	at Tampa Bay (66,815)	4
11/2	W	23	New England (62,917)	18
11/9	W	29	Chicago (63,443)	22
11/16	L	15	at Detroit (68,910)	38
11/23	L	21	at N.Y. Jets (77,716)	23
12/1	L	11	Green Bay (64,001)	27
12/7	L	17	at San Francisco (65,761)	28
12/14	L	13	Detroit (60,982)	14
12/21	W	39	Indianapolis (54,107)	28
		354		359

NFC First-Round Playoffs

(Giants Stadium, East Rutherford, NJ)				
12/27	W	23	N.Y. Giants (77,710)	22

NFC Divisional Playoffs

(BCOM Park, San Francisco, CA)				
1/3/98	L	22	San Francisco (65,018)	38

1998

Head Coach: Dennis Green
Preseason (4-0)

8/9 W 28 at New England (54,111)	0
8/15 W 34 Kansas City (60,995)	0
8/22 W 25 at Carolina (64,569) (OT)	22
8/28 W 42 San Diego (62,127)	28

Regular Season (15-1)
Finish: NFC Central Champions

9/6 W 31 Tampa Bay (62,538)	7
9/13 W 38 at St. Louis Rams (56,234)	31
9/20 W 29 Detroit (63,107)	6
9/27 W 31 at Chicago (57,783)	28
10/5 W 37 at Green Bay (59,849)	24
10/18 W 41 Washington (64,004)	7
10/25 W 34 at Detroit (77,885)	13
11/1 L 24 at Tampa Bay (64,979)	27
11/8 W 21 New Orleans (63,779)	24
11/15 W 24 Cincinnati (64,232)	3
11/22 W 28 Green Bay (64,471)	14
11/26 W 46 at Dallas (64,366)	36
12/6 W 48 Chicago (64,247)	22
12/13 W 38 at Baltimore Ravens (69,074)	28
12/20 W 50 Jacksonville (64,363)	10
12/26 W 26 at Tennessee (41,121)	16

556 296

NFC Divisional Playoffs
 (Metrodome, Minneapolis, MN)

1/10/99 W 41 Arizona (63,760)	21
-------------------------------	----

NFC Championship Game
 (Metrodome, Minneapolis, MN)

1/17/99 L 27 Atlanta (64,060) (OT)	30
------------------------------------	----

1999

Head Coach: Dennis Green
Preseason (2-2)

8/13 L 21 N.Y. Giants (63,434)	36
8/21 W 24 at Cleveland (71,398)	17
8/26 W 17 Philadelphia (63,387)	13
9/3 L 17 at N.Y. Jets (76,782)	38

Regular Season (10-6)
Finish: 2nd in NFC Central

9/12 W 17 at Atlanta (69,555)	14
9/19 L 17 Oakland (64,080)	22
9/26 L 20 at Green Bay (59,868)	23
10/3 W 21 Tampa Bay (64,106)	14
10/10 L 22 Chicago (64,107)	24
10/17 L 23 at Detroit (76,516)	25
10/24 W 40 San Francisco (64,109)	16
10/31 W 23 at Denver (75,021)	17
11/8 W 27 Dallas (64,111)	20
11/14 W 27 at Chicago (66,944) (OT)	24
11/28 W 35 San Diego (64,232)	27
12/6 L 17 at Tampa Bay (65,741)	24
12/12 L 28 at Kansas City (78,932)	31
12/20 W 24 Green Bay (64,203)	20
12/26 W 34 at N.Y. Giants (78,095)	17
1/2/00 W 24 Detroit (64,103)	17

399 335

NFC First-Round Playoffs
 (Metrodome, Minneapolis, MN)

1/9/00 W 27 Dallas (64,056)	10
-----------------------------	----

NFC Divisional Playoffs
 (TWA Dome, St. Louis, MO)

1/16/00 L 37 St. Louis Rams (66,194)	49
--------------------------------------	----

2000

Head Coach: Dennis Green
Preseason (1-3)

8/5 L 24 New Orleans (63,445)	25
8/12 L 7 at San Diego (43,805)	31
8/18 W 35 Arizona Cards (63,563)	27
8/24 L 30 at Indianapolis (51,337)	32

Regular Season (11-5)
Finish: NFC Central Champions

9/3 W 30 Chicago (64,104)	27
9/10 W 13 Miami (64,112)	7
9/17 W 21 at New England (60,292)	13
10/1 W 31 at Detroit (76,438)	23
10/9 W 30 Tampa Bay (64,162)	24
10/15 W 28 at Chicago (66,944)	16
10/22 W 31 Buffalo (64,116)	27
10/29 L 13 at Tampa Bay (65,589)	41
11/6 L 20 at Green Bay (59,854) (OT)	26
11/12 W 31 Arizona (64,223)	14
11/19 W 31 Carolina (64,208)	16
11/23 W 27 at Dallas (63,878)	15
11/30 W 24 Detroit (64,214)	22
12/10 L 29 at St. Louis Rams (66,273)	40
12/17 L 28 Green Bay (64,183)	33
12/24 L 10 at Indianapolis Colts (56,672)	31

397 371

NFC Divisional Playoffs
 (Metrodome, Minneapolis, MN)

1/6/01 W 34 New Orleans (63,881)	16
----------------------------------	----

NFC Championship Game
 (Giants Stadium, East Rutherford, NJ)

1/14/01 L 0 NY Giants (79,310)	41
--------------------------------	----

2001

Head Coach: Dennis Green (first 15 games), Mike Tice (final game)
Preseason (4-0)

8/11 W 28 New Orleans (46,752)	21
	at San Antonio, TX
8/16 W 24 Pittsburgh (63,790)	10
8/24 W 28 Indianapolis (63,804)	21
8/31 W 20 at Miami (60,136)	7

Regular Season (5-11)
Finish: 4th in NFC Central

9/9 L 13 Carolina (64,108)	24
9/23 L 10 at Chicago (66,944)	16
9/30 W 20 Tampa Bay (64,105)	17
10/7 L 15 at New Orleans (70,020)	26
10/14 W 31 Detroit (64,048)	28
10/21 W 35 Green Bay (64,165)	13
10/28 L 14 at Tampa Bay (65,558)	41
11/11 L 17 at Philadelphia (65,638)	48
11/19 W 28 N.Y. Giants (64,283)	16
11/25 L 6 Chicago (64,214)	13
12/2 L 16 at Pittsburgh (62,661)	21
12/9 W 42 Tennessee (64,271)	24
12/16 L 24 at Detroit (72,190)	27
12/23 L 3 Jacksonville (64,150)	33
12/30 L 13 at Green Bay (59,870)	24
1/7/02 L 3 at Baltimore (69,465)	19

290 390

2002

Head Coach: Mike Tice
Preseason (2-2)

8/10 L 15 Cleveland (63,532)	27
8/16 W 24 at Buffalo (46,027)	21
8/23 W 14 Tennessee (63,845)	10
8/29 L 14 at Pittsburgh (57,062)	17

Regular Season (6-10)
Finish: 2nd in NFC North

9/8 L 23 at Chicago (63,226) (Champaign, IL)	27
9/15 L 39 Buffalo (64,047) (OT)	45
9/22 L 14 Carolina (63,945)	21
9/29 L 23 at Seattle (65,212)	48
10/3 W 31 Detroit (64,013)	24
10/20 L 7 at N.Y. Jets (78,516)	20
10/27 W 25 Chicago (64,122)	7
11/3 L 24 at Tampa Bay (65,667)	38
11/10 L 20 N.Y. Giants (64,005)	27
11/17 W 31 Green Bay (64,153)	21
11/24 L 17 at New England (68,436)	24
12/1 L 24 Atlanta (63,947) (OT)	30
12/8 L 22 at Green Bay (64,070)	26
12/15 W 32 at New Orleans (67,851)	31
12/21 W 20 Miami (64,285)	17
12/29 W 38 at Detroit (60,233)	36

390 442

2003

Head Coach: Mike Tice
Preseason (1-3)

8/9 L 14 Jacksonville (63,370)	16
8/16 L 16 at Kansas City (75,634)	26
8/22 W 21 at Oakland (37,411)	6
8/28 L 27 Arizona (63,473)	31

Regular Season (9-7)
Finish: 2nd in NFC North

9/7 W 30 at Green Bay (70,505)	25
9/14 W 24 Chicago (64,144)	13
9/21 W 23 at Detroit (60,865)	13
9/28 W 35 San Francisco (64,111)	7
10/5 W 39 at Atlanta (70,427)	26
10/19 W 28 Denver (64,381)	20
10/26 L 17 N.Y. Giants (64,114)	29
11/2 L 27 Green Bay (64,482)	30
11/9 L 28 at San Diego (64,738)	42
11/16 L 18 at Oakland (56,653)	28
11/23 W 24 Detroit (63,946)	14
11/30 L 17 at St. Louis (66,134)	48
12/7 W 34 Seattle (63,968)	7
12/14 L 10 at Chicago (61,804)	13
12/20 W 45 Kansas City (64,293)	20
12/28 L 17 at Arizona (52,734)	18

416 353

2004

Head Coach: Mike Tice
Preseason (2-2)

8/14 W 23 Arizona (63,658)	6
8/16 L 24 at Atlanta (70,623)	27
8/22 W 23 San Francisco (63,960)	10
8/28 L 21 at Seattle (50,198)	23

Regular Season (8-8)
Finish: 2nd in NFC North

9/12 W 35 Dallas (64,105)	17
9/20 L 16 at Philadelphia (67,676)	27
9/26 W 27 Chicago (64,163)	22
10/10 W 34 at Houston (70,718) (OT)	28
10/17 W 38 at New Orleans (64,900)	31
10/24 W 20 Tennessee (64,108)	3
10/31 L 13 N.Y. Giants (64,012)	34
11/8 L 28 at Indianapolis (57,307)	31
11/14 L 31 at Green Bay (70,671)	34
11/21 W 22 Detroit (64,156)	19
11/28 W 27 Jacksonville (64,004)	16
12/5 L 14 at Chicago (62,051)	24
12/12 L 23 Seattle (64,110)	27
12/19 W 28 at Detroit (62,337)	27
12/24 L 31 Green Bay (64,311)	34
1/2 L 18 at Washington (76,876)	21

405 395

NFC First-Round Playoffs
 (Lambeau Field, Green Bay, WI)

1/9/05 W 31 Green Bay (71,705)	17
--------------------------------	----

NFC Divisional Playoffs
 (Lincoln Financial Field, Philadelphia, PA)

1/16/05 L 14 Philadelphia (67,722)	27
------------------------------------	----



Robert Smith retired as the Vikings all-time leading rusher, which has since been broken by Adrian Peterson, with 6,818 yards. Playing from 1993-2000, Smith led the team in rushing for 6 consecutive seasons and was selected to the Pro Bowl twice.

2005

Head Coach: Mike Tice

Preseason (3-1)

8/14	W	27	Kansas City (63,621)	16
8/16	L	21	at N.Y. Jets (76,441)	28
8/22	W	19	San Diego (64,172)	16
8/28	W	23	at Seattle (67,246)	21

Regular Season (9-7)

Finish: 2nd in NFC North

9/11	L	13	Tampa Bay (63,939)	24
9/18	L	21	at Cincinnati (63,763)	37
9/25	W	33	New Orleans (63,952)	16
10/2	L	10	at Atlanta (69,552)	30
10/16	L	3	at Chicago (62,143)	28
10/23	W	23	Green Bay (64,278)	20
10/30	L	13	at Carolina (73,502)	38
11/6	W	27	Detroit (63,813)	21
11/13	W	24	at N.Y. Giants (78,637)	14
11/21	W	20	at Green Bay (70,610)	17
11/27	W	24	Cleveland (63,814)	12
12/4	W	21	at Detroit (61,375)	16
12/11	W	27	St. Louis (64,005)	13
12/18	L	3	Pittsburgh (64,136)	18
12/25	L	23	at Baltimore (70,246)	30
1/1/06	W	34	Chicago (64,023)	10

306

344

2006

Head Coach: Brad Childress

Preseason (2-1-1)

8/14	L	13	Oakland (63,278)	16
8/19	W	17	at Pittsburgh (57,813)	10
8/25	W	30	Baltimore (63,257)	7
8/31	T	10	at Dallas (60,299)	10

Regular Season (6-10)

Finish: 3rd in NFC North

9/11	W	19	at Washington (90,608)	16
9/17	W	16	Carolina (63,623) (OT)	13
9/24	L	16	Chicago (63,754)	19
10/1	L	12	at Buffalo (71,972)	17
10/8	W	26	Detroit (63,906)	13
10/22	W	31	at Seattle (63,118)	13
10/30	L	7	New England (63,819)	31
11/5	L	3	at San Francisco (68,088)	9
11/12	L	17	Green Bay (63,924)	23
11/19	L	20	at Miami (73,070)	24
11/26	W	31	Arizona (63,483)	26
12/3	L	13	at Chicago (62,221)	23
12/10	W	30	at Detroit (60,861)	20
12/17	L	13	N.Y. Jets (63,677)	26
12/21	L	7	at San Francisco (68,864)	9
12/31	L	21	St. Louis (63,557)	41

282

327

2007

Head Coach: Brad Childress

Preseason (2-2)

8/10	L	10	St. Louis (62,666)	13
8/17	W	37	at N.Y. Jets (75,851)	20
8/25	L	13	at Seattle (66,723)	30
8/30	W	23	Dallas (62,938)	14

Regular Season (8-8)

Finish: 2nd in NFC North

9/9	W	24	Atlanta (62,815)	3
9/16	L	17	at Detroit (61,771) (OT)	20
9/23	L	10	at Kansas City (78,038)	13
9/30	L	16	Green Bay (63,779)	23
10/14	W	34	at Chicago (62,174)	31
10/21	L	14	at Dallas (63,432)	17
10/28	L	16	Philadelphia (63,019)	23
11/4	W	35	San Diego (63,043)	17
11/11	L	0	at Green Bay (70,945)	34
11/18	W	29	Oakland (62,960)	22
11/25	W	41	at N.Y. Giants (78,591)	17
12/2	W	42	Detroit (62,996)	10
12/9	W	27	at San Francisco (68,050)	7
12/17	W	20	Chicago (63,800)	13
12/23	L	21	Washington (63,634)	32
12/30	L	19	at Denver (76,084) (OT)	22

365

311

2008

Head Coach: Brad Childress

Preseason (1-3)

8/9	L	17	Seattle (62,545)	34
8/16	W	23	at Baltimore (70,585)	15
8/23	L	10	Pittsburgh (62,625)	12
8/28	L	10	at Dallas (60,246)	16

Regular Season (10-6)

Finish: NFC North Champions

9/14	L	19	at Green Bay (71,004)	24
9/18	L	15	Indianapolis (63,585)	18
9/21	W	20	Carolina (62,628)	10
9/28	L	17	at Tennessee (69,143)	30
10/6	W	30	at New Orleans (70,015)	27
10/12	W	12	Detroit (62,867)	10
10/19	L	41	at Chicago (62,235)	48
11/2	W	28	Houston (62,839)	21
11/9	W	28	Green Bay (63,845)	27
11/16	L	13	at Tampa Bay (65,278)	19
11/23	W	30	at Jacksonville (65,064)	12
11/30	W	34	Chicago (63,722)	14
12/7	W	20	at Detroit (50,444)	16
12/14	W	35	at Arizona (64,457)	14
12/21	L	17	Atlanta (62,889)	24
12/28	W	20	N.Y. Giants (63,761)	19

379

333

NFC First-Round Playoffs

(Metrodome, Minneapolis, MN)

1/4/09	L	14	Philadelphia (61,746)	26
--------	---	----	-----------------------	----

2009

Head Coach: Brad Childress

Preseason (3-1)

8/14	W	13	at Indianapolis (65,484)	3
8/21	W	17	Kansas City (62,782)	13
8/31	W	17	at Houston (70,191)	10
9/4	L	31	Dallas (62,334)	35

Regular Season (12-4)

Finish: NFC North Champions

9/13	W	34	at Cleveland (70,560)	20
9/20	W	27	at Detroit (56,269)	13
9/27	W	27	San Francisco (63,398)	24
10/5	W	30	Green Bay (63,846)	23
10/11	W	38	at St. Louis (60,166)	20
10/18	W	33	Baltimore (63,689)	31
10/25	L	17	at Pittsburgh (65,597)	27
11/1	W	38	at Green Bay (71,213)	26
11/15	W	27	Detroit (63,854)	20
11/22	W	35	Seattle (63,854)	9
11/29	W	36	Chicago (63,854)	30
12/6	L	17	at Arizona (64,121)	30
12/13	W	30	Cincinnati (63,854)	10
12/20	L	7	at Carolina (73,515)	26
12/28	L	30	at Chicago (62,479) (OT)	7
1/3/10	W	44	N.Y. Giants (63,854)	36

470

312

NFC Divisional Playoffs

(Metrodome, Minneapolis, MN)

1/17/10	W	34	Dallas (63,547)	3
---------	---	----	-----------------	---

NFC Championship

(Superdome, New Orleans, LA)

1/24/10	L	28	New Orleans (71,276) (OT)	31
---------	---	----	---------------------------	----

2010

Head Coach: Brad Childress (first 10 games), Leslie Frazier (final 6 games)

Preseason (3-1)

8/14	W	28	at St. Louis (40,801)	7
8/22	L	10	at San Francisco (69,732)	15
8/28	W	24	Seattle (63,550)	13
9/2	W	31	vs Denver (63,328)	24

Regular Season (6-10)

Finish: 4th in NFC North

9/9	L	9	at New Orleans (70,051)	14
9/19	L	10	Miami (63,846)	14
9/26	W	24	Detroit(63,377)	10
10/11	L	20	at N.Y. Jets (77,909)	29
10/17	W	24	Dallas (64,120)	21
10/24	L	24	at Green Bay (71,107)	28
10/31	L	18	at New England (68,756)	28
11/7	W	27	Arizona (64,120) (OT)	24
11/14	L	13	at Chicago (62,206)	27

11/21	L	3	Green Bay (64,120)	31
11/28	W	17	at Washington (83,602)	13
12/5	W	38	Buffalo (64,012)	14
12/13	L	3	N.Y. Giants (45,910)#	21
12/20	L	14	Chicago (45,504)*	40
12/28	W	24	at Philadelphia (69,144)^	14
1/2/11	L	13	at Detroit (57,013)	20

281

348

Played at Ford Field, Detroit

* Played at TCF Bank Stadium, Univ. of MN

^ Delayed from 12/26 by Philadelphia blizzard

2011

Head Coach: Leslie Frazier

Preseason (2-2)

8/13	L	3	at Tennessee (69,143)	14
8/20	W	20	at Seattle (65,599)	7
8/27	L	17	Dallas (62,800)	23
9/1	W	28	Houston (62,148)	0

Regular Season (3-13)

Finish: 4th in NFC North

9/11	L	17	at San Diego (66,716)	24
9/18	L	20	Tampa Bay (62,461)	24
9/25	L	23	Detroit (62,466)	26
10/2	L	17	at Kansas City (72,931)	22
10/9	W	34	Arizona (62,479)	10
10/16	L	10	at Chicago (62,322)	39
10/23	L	27	Green Bay (63,946)	33
10/30	W	24	at Carolina (72,095)	21
11/14	L	7	at Green Bay (70,519)	45
11/20	L	21	Oakland (62,748)	27
11/27	L	14	at Atlanta (68,115)	24
12/4	L	32	Denver (62,939)	35
12/11	L	28	at Detroit (63,988)	34
12/18	L	20	New Orleans (62,623)	42
12/24	W	33	at Washington (63,370)	26
1/1/12	L	13	Chicago (62,867)	17

340

449

2012

Head Coach: Leslie Frazier

Preseason (1-3)

8/10	L	6	at San Francisco (69,732)	17
8/17	W	36	Buffalo (56,430)	14
8/24	L	10	San Diego (56,521)	12
8/30	L	24	at Houston (71,116)	28

Regular Season (10-6)

Finish: 2nd in NFC North

9/9	W	26	Jacksonville (56,607) (OT)	23
9/16	L	20	at Indianapolis (63,912)	23
9/23	W	24	San Francisco (57,288)	13
9/30	W	20	at Detroit (63,616)	13
10/7	W	30	Tennessee (57,652)	7
10/14	L	26	at Washington (78,476)	38
10/21	W	21	Arizona (61,068)	14
10/25	L	17	Tampa Bay (60,860)	36
11/4	L	20	at Seattle (67,584)	30
11/11	W	34	Detroit (64,059)	24
11/25	L	10	at Chicago (62,306)	28
12/2	L	14	at Green Bay (70,567)	28
12/9	W	21	Chicago (64,134)	14
12/16	W	36	at St. Louis (55,571)	22
12/23	W	23	at Houston (71,688)	6
12/30	W	37	Green Bay (64,134)	34

379

348

NFC First-Round Playoffs

(Lambeau Field, Green Bay, WI)

1/5/13	L	10	at Green Bay (71,548)	24
--------	---	----	-----------------------	----

KICKOFF EXECUTIVES STAFF COACHES PLAYERS ROOKIES 2012 SEASON RECORDS HISTORY EXTRA POINTS

VIKINGS ALL-TIME RECORD

	Won	Lost	Tied	Pct.	Games		Won	Lost	Tied	Pct.	Games
Pre-Season (1961-2012)	139	93	3	.598	235	NFC Regular and Post-Season	366	298	9	.551	673
Regular Season (1961-2012)	426	355	9	.545	790	AFC Regular and Post-Season	79	84	0	.485	163
Post-Season (1961-2012)	19	27	0	.413	46	All Regular and Post-Season	445	382	9	.538	836
All Games (1961-2012)	584	475	12	.551	1,071*						
NFC Regular Season	347	275	9	.557	631						
AFC Regular Season	79	80	0	.497	159						

*Vikings faced Dallas in Playoff Bowl on 1/5/69, a post-season exhibition game after being eliminated from playoffs. The game does not count in all-time post-season record and statistics from the game do not count. Total is 1,051 with Playoff Bowl.

VIKINGS VS. NFC CENTRAL SERIES VS. NFC NORTH

***1970-2001 Tampa Bay was not in NFC Central in 1976 and moved to NFC South for the 2002 season

Playoff Appearances (Since 1961)

- 27- Minnesota Vikings
- 23- Green Bay Packers
- 15- Chicago Bears
- 11-Detroit Lions
- 6- Tampa Bay Buccaneers

Division Titles

- 16- Minnesota Vikings
- 10-Chicago Bears
- 10- Green Bay Packers
- 3- Detroit Lions
- 3- Tampa Bay Buccaneers

Team	Total Games	All-Time Series	NFC North Titles
Chicago Bears	104	53-49-2	2
Detroit Lions	103	68-33-2	0
Green Bay Packers	105	49-55-1	6
Minnesota Vikings	*	*	2

VIKINGS ALL-TIME RECORDS BY MONTH (REGULAR & POST SEASON)

	Total Games	August W-L-T	September W-L-T	October W-L-T	November W-L-T	December W-L-T	January W-L-T	Totals
Arizona	25	0-0-0	0-0-0	6-6-0	5-2-0	3-2-0	1-0-0	15-10-0
Atlanta	27	0-0-0	7-0-0	2-2-0	3-3-0	3-5-0	1-1-0	16-11-0
Baltimore	4	0-0-0	0-0-0	1-0-0	0-0-0	1-1-0	0-1-0	2-2-0
Buffalo	12	1-0-0	1-3-0	2-1-0	0-0-0	4-0-0	0-0-0	8-4-0
Carolina	10	0-0-0	2-2-0	3-1-0	1-0-0	0-1-0	0-0-0	6-4-0
Chicago	104	0-0-0	14-13-0	16-17-0	11-7-0	11-10-2	1-2-0	53-49-2
Cincinnati	11	0-0-0	1-1-0	0-1-0	2-1-0	3-2-0	0-0-0	6-5-0
Cleveland	14	0-0-0	3-0-0	1-1-0	4-1-0	2-1-0	1-0-0	11-3-0
Dallas	28	0-0-0	1-4-0	4-5-0	5-0-0	1-4-0	3-1-0	14-14-0
Denver	13	0-0-0	1-1-0	4-0-0	2-3-0	0-2-0	0-0-0	7-6-0
Detroit	103	0-0-0	17-6-0	14-8-0	22-7-2	14-11-0	1-1-0	68-33-2
Green Bay	105	0-0-0	10-6-0	14-13-0	15-20-1	9-15-0	1-1-0	49-55-1
Houston	3	0-0-0	0-0-0	1-0-0	1-0-0	1-0-0	0-0-0	3-0-0
Indianapolis	24	0-0-0	2-5-0	1-2-1	2-5-0	2-4-0	0-0-0	7-16-1
Jacksonville	5	0-0-0	1-0-0	0-0-0	2-0-0	1-1-0	0-0-0	4-1-0
Kansas City	11	0-0-0	1-2-0	0-1-0	0-1-0	3-2-0	0-1-0	4-7-0
Miami	11	0-0-0	2-2-0	0-2-0	0-1-0	2-1-0	0-1-0	4-7-0
New England	11	0-0-0	2-0-0	0-4-0	1-2-0	1-1-0	0-0-0	4-7-0
New Orleans	30	0-0-0	4-3-0	2-2-0	8-3-0	4-1-0	2-1-0	20-10-0
New York Giants	25	0-0-0	0-2-0	4-3-0	4-2-0	5-2-0	1-2-0	14-11-0
New York Jets	9	0-0-0	0-0-0	1-3-0	0-3-0	0-2-0	0-0-0	1-8-0
Oakland	14	0-0-0	1-3-0	0-1-0	3-2-0	0-3-0	0-1-0	4-10-0
Philadelphia	24	0-0-0	2-3-0	5-2-0	0-2-0	5-2-0	0-3-0	12-12-0
Pittsburgh	16	0-0-0	2-1-0	2-2-0	3-2-0	1-2-0	0-1-0	8-8-0
San Diego	11	0-0-0	0-2-0	2-0-0	3-3-0	0-1-0	0-0-0	5-6-0
San Francisco	45	0-0-0	8-3-1	6-3-0	2-5-0	5-8-0	1-3-0	22-22-1
St. Louis	42	0-0-0	2-2-1	6-4-0	6-4-1	10-5-0	0-1-0	24-16-2
Seattle	12	0-0-0	0-2-0	1-1-0	3-3-0	1-1-0	0-0-0	5-7-0
Tampa Bay	53	0-0-0	8-6-0	9-8-0	9-6-0	5-2-0	0-0-0	31-22-0
Tennessee	12	0-0-0	1-1-0	5-0-0	0-1-0	2-2-0	0-0-0	8-4-0
Washington	22	0-0-0	1-1-0	1-2-0	4-3-0	4-2-0	0-4-0	10-12-0
Totals	836	1-0-0	94-74-2	113-95-1	121-92-4	103-96-2	12-25-0	445-382-9

VIKINGS OVERTIME GAMES

OVERTIME RECORD

Won 19, Lost 20, Tied 2

(H: 10-9-1, A: 9-11-1)

9/19/76	T	10	L.A. Rams	10
9/18/77	L	10	Dallas	16
10/16/77	W	22	Chicago	16
9/11/78	W	12	Denver	9
11/26/78	T	10	at Green Bay	10
9/23/79	W	27	Green Bay	21
12/2/79	L	21	at L.A. Rams	27
9/18/83	W	19	at Tampa Bay	16
10/23/83	W	20	at Green Bay	17
10/12/86	W	27	at San Francisco	24
11/2/86	L	38	at Washington	44
11/26/87	W	44	at Dallas	38
12/26/87	L	24	Washington	27
11/5/89	W	23	L.A. Rams	21
12/17/89	L	17	at Cleveland	23
9/30/90	L	20	Tampa Bay	23

10/20/91	L	23	at New England	26
9/6/92	W	23	at Green Bay	20
10/20/94	W	13	Green Bay	10
11/13/94	L	20	at New England	26
11/27/94	L	17	Tampa Bay	20
12/1/94	W	33	Chicago	27
9/17/95	L	17	Dallas	23
10/8/95	W	23	Houston Oilers	17
10/15/95	L	17	at Tampa Bay	20
11/12/95	W	30	at Arizona	24
11/17/96	W	16	at Oakland	13
1/17/99	L	27	*Atlanta	30
11/14/99	W	27	at Chicago	24
11/6/00	L	20	at Green Bay	26
9/15/02	L	39	Buffalo	45
12/11/02	L	24	Atlanta	30
10/10/04	W	34	at Houston	28
9/17/05	W	16	Carolina	13
9/16/07	L	17	at Detroit	20

12/30/07	L	19	at Denver	22
12/28/09	L	30	at Chicago	36
1/24/10	L	28	*at New Orleans	31
11/7/10	W	27	Arizona	24
9/25/11	L	23	Detroit	26
9/9/12	W	26	Jacksonville	23

*NFC Championship game

VIKINGS PRIME TIME/THANKSGIVING RECORD

MONDAY NIGHT RECORD

Won 26, Lost 29

(H: 15-9, A: 11-20)

10/26/70	W	13	L.A. Rams	3
9/20/71	W	16	at Detroit	13
10/25/71	W	10	Baltimore	3
9/18/72	L	21	Washington	24
10/23/72	L	10	at Chicago	13
11/19/73	L	14	at Atlanta	24
11/1/74	W	28	at St. Louis	20
10/27/75	W	13	at Chicago	9
10/4/76	W	17	Pittsburgh	6
11/29/76	L	16	at San Francisco	20
10/24/77	L	3	at L.A. Rams	35
9/11/78	W	12	Denver (OT)	9
9/25/78	W	24	at Chicago	20
10/15/79	L	7	at N.Y. Jets	14
9/14/81	L	10	Oakland	16
11/2/81	L	17	at Denver	39
11/23/81	L	30	at Atlanta	31
1/3/83	W	31	Dallas	27
12/5/83	L	2	at Detroit	13
10/26/87	W	34	Denver	27
12/19/88	W	28	Chicago	27
10/30/89	L	14	at N.Y. Giants	24
12/25/89	W	29	Cincinnati	21
10/15/90	L	24	at Philadelphia	32
11/11/91	L	17	Chicago	34
11/2/92	W	38	at Chicago	10
10/25/93	W	19	at Chicago	12
10/10/94	W	27	at N.Y. Giants	10
12/26/94	W	21	San Francisco	14
10/30/95	L	6	Chicago	14
12/18/95	L	30	at San Francisco	37
10/28/96	L	13	Chicago	15
12/1/97	L	11	Green Bay	27
10/5/98	W	37	at Green Bay	24
11/8/99	W	27	Dallas	17
12/6/99	L	27	Tampa Bay	24
12/20/99	W	24	Green Bay	20
10/9/00	W	30	Tampa Bay	23
11/6/00	L	20	at Green Bay (OT)	26
11/19/01	W	28	N.Y. Giants	16
1/7/02	L	3	at Baltimore	19
9/20/04	L	16	at Philadelphia	27
11/8/04	L	28	at Indianapolis	31
11/21/05	W	20	at Green Bay	17
9/11/06	W	16	at Washington	13
10/30/06	L	7	New England	31

VIKINGS MONDAY NIGHT BESTS

RUSHING ATTEMPTS

31	Chester Taylor	at Wash.	9/11/06
29	Ted Brown	vs. Dallas	1/3/83
27	Chuck Foreman	vs. Pitt.	10/4/76

RUSHING YARDS

148	Chuck Foreman	vs. Pitt.	10/4/76
122	Robert Smith	at G.B.	11/6/00
122	Mewelde Moore	at G.B.	11/21/05

RUSHING TDs

3	D.J. Dozier	vs. Denv.	10/26/87
2	Chuck Foreman	vs. Pitt.	10/4/76
2	Adrian Peterson	at Chi.	12/28/09
2	Adrian Peterson	vs. Chi.	12/17/07

LONG RUNS

72	Darrin Nelson	vs. Denv.	10/26/87
34	Adrian Peterson	at G.B.	9/8/08
30	Adrian Peterson	at NY Jets	10/11/10

PASSING ATTEMPTS

48	Tommy Kramer	at NY Jets	10/15/79
47	Tommy Kramer	at Atl.	11/23/81
47	Daunte Culpepper	at Phil.	9/20/04

12/17/07	W	20	Chicago	13
9/8/08	L	19	at Green Bay	24
10/6/08	W	30	at New Orleans	27
10/5/09	W	30	Green Bay	23
12/28/09	L	30	at Chicago (OT)	36
10/11/10	L	20	at N.Y. Jets	29
12/13/10	L	3	N.Y. Giants*	21
12/20/10	L	14	Chicago#	40
11/14/11	L	7	at Green Bay	45

*Game played at Ford Field in Detroit (originally scheduled for 12/12/10, moved due to weather-related Metrodome collapse)
#Game played at TCF Bank Stadium, U of M

TUESDAY NIGHT RECORD

Won 1, Lost 0

(H: 0-0, A: 1-0)

12/28/10	W	24	at Philadelphia	14
----------	---	----	-----------------	----

THURSDAY NIGHT RECORD

Won 5, Lost 7

(H: 4-4, A: 1-3)

10/26/78	W	21	at Dallas	10
9/16/82	L	22	at Buffalo	23
9/8/83	L	17	San Francisco	48
11/29/84	L	17	Washington	31
9/19/85	L	24	Chicago	33
10/15/92	W	31	Detroit	14
10/20/94	W	13	Green Bay (OT)	10
12/1/94	W	33	Chicago (OT)	27
10/30/00	W	24	Detroit	17
12/21/06	L	7	at Green Bay	9
9/9/10	L	9	at New Orleans	14
10/25/12	L	17	Tampa Bay	36

FRIDAY DAY/NIGHT RECORD

Won 1, Lost 2

(H: 0-1, A: 1-1)

9/22/67	L	3	at L.A. Rams	39
12/31/93	W	14	at Washington	9
12/24/04	L	31	Green Bay	34

SATURDAY DAY/NIGHT RECORD

Won 4, Lost 2

(H: 2-0, A: 2-2)

10/9/65	W	40	N.Y. Giants	14
9/14/68	W	47	Atlanta	7

PASSING COMPLETIONS

37	Daunte Culpepper	at Phil.	9/20/04
28	Tommy Kramer	at NY Jets	10/15/79

PASSING YARDS

442	Randall Cunningham	at G.B.	10/5/98
343	Daunte Culpepper	at Phil.	9/20/04
330	Tommy Kramer	at Atl.	11/23/81

PASSING TDs

4	Tommy Kramer	at Atl.	11/23/81
4	Randall Cunningham	at G.B.	10/5/98
4	Daunte Culpepper	vs. NY Giants	11/19/01

RECEPTIONS

12	Cris Carter	at San Fran.	12/18/95
11	Jake Reed	vs. Chi.	10/28/96
10	Randy Moss	vs. NY Giants	11/19/01
10	Cris Carter	vs. NY Giants	11/19/01

RECEIVING YARDS

190	Randy Moss	at G.B.	10/5/98
170	Randy Moss	vs. NY Giants	11/19/01
153	Jake Reed	vs. Chi.	10/28/96

RECEIVING TDs

3	Randy Moss	vs. NY Giants	11/19/01
---	-------	------------	-------	---------------	----------

12/17/77	W	30	at Detroit	21
9/5/81	L	13	at Tampa Bay	21
12/24/11	W	33	at Washington	26
1/5/13	L	10	at Green Bay	24

SUNDAY NIGHT RECORD

Won 15, Lost 16

(H: 9-7, A: 6-9)

12/6/87	L	24	Chicago	30
11/13/88	W	43	at Dallas	3
12/3/89	W	27	Chicago	16
11/4/90	W	27	Denver	22
12/2/90	W	23	Green Bay	7
9/29/91	L	6	Denver	13
12/8/91	W	26	at Tampa Bay	24
10/31/93	L	27	Detroit	30
11/21/93	L	10	at Tampa Bay	23
12/26/93	W	30	Kansas City	10
9/17/95	L	17	Dallas (OT)	23
11/17/96	W	16	at Oakland (OT)	13
12/8/96	W	24	at Detroit	22
9/28/97	W	28	Philadelphia	19
12/6/98	W	48	Chicago	22
12/20/98	W	50	Jacksonville	10
12/12/99	L	28	at Kansas City	31
10/15/00	W	28	at Chicago	16
11/25/01	L	6	Chicago	13
9/29/02	L	23	at Seattle	48
12/8/02	L	22	at Green Bay	26
9/14/03	W	24	Chicago	14
10/12/03	L	27	Green Bay	30
10/17/04	W	38	at New Orleans	31
12/25/05	L	23	at Baltimore	30
12/23/07	L	21	Washington	32
11/30/08	W	34	Chicago	14
12/6/09	L	17	at Arizona	30
12/20/09	L	7	at Carolina	26
10/24/10	L	24	at Green Bay	28
10/16/11	L	10	at Chicago	39

THANKSGIVING DAY RECORD

Won 5, Lost 1

(H: 0-0, A: 5-1)

11/27/69	W	27	at Detroit	0
11/26/87	W	44	at Dallas (OT)	38
11/24/88	W	23	at Detroit	0
11/23/95	L	38	at Detroit	44
11/26/98	W	46	at Dallas	36
11/23/00	W	27	at Dallas	15

LONGEST FGs

53	Ryan Longwell	at N.O.	10/6/08
52	Fred Cox	at Chi.	10/27/75

LONG KICKOFF RETURNS

99t	Eddie Payton	vs. Oak.	9/14/81
71	Qadry Ismail	at San Fran.	12/18/95

LONG PUNT RETURNS

91t	Nate Burleson	at Ind.	11/8/04
71t	Mewelde Moore	vs. N.E.	10/30/06

SACKS

4.5	Jared Allen	vs. G.B.	10/5/09
4.0	Chris Doleman	vs. Cinn.	12/25/89

INTERCEPTIONS

2	Robert Griffith	at G.B.	10/5/98
2	Jack Del Rio	at Chi.	11/2/92
2	Nate Allen	vs. Pitt.	10/4/76
2	Ed Sharockman	vs. Balt.	10/25/71

LONG INTERCEPTION RETURNS

94t	Walker Lee Ashley	vs. Chi.	12/19/88
84t	Jack Del Rio	at Chi.	11/2/92

TACKLES

16	Antoine Winfield	at Ind.	11/8/04
15	Jack Del Rio	at NY Giants	10/10/94
14	Ed McDaniel	vs. Chi.	10/30/95

SERIES STANDINGS

ARIZONA

Won 15, Lost 10, Tied 0
Home 9-4, Away 6-6
 1963 (H) St. Louis 56-14
 1967 (H) St. Louis 34-24
 1969 (A) Minnesota 27-10
 1972 (H) St. Louis 19-17
 1974 (A) Minnesota 28-24
 1974* (H) Minnesota 30-14
 1977 (H) St. Louis 27-7
 1979 (A) Arizona 17-7
 1981 (A) St. Louis 30-17
 1983 (A) St. Louis 41-31
 1991 (H) Minnesota 34-7
 1994 (A) Arizona 17-7
 1995 (A) Minnesota 30-24 (OT)
 1996 (H) Minnesota 41-17
 1997 (A) Minnesota 20-19
 1998* (H) Minnesota 41-21
 2000 (H) Minnesota 31-14
 2003 (A) Arizona 18-17
 2006 (H) Minnesota 31-26
 2008 (A) Minnesota 35-14
 2009 (A) Arizona 30-17
 2010 (H) Minnesota 27-24 (OT)
 2011 (H) Minnesota 34-10
 2012 (H) Minnesota 21-14
 *NFC Divisional Playoff Game

ATLANTA

Won 16, Lost 11, Tied 0
Home 10-4, Away 6-7
 1966 (H) Atlanta 20-13
 1967 (A) Atlanta 21-20
 1968 (H) Minnesota 47-7
 1969 (A) Atlanta 10-3
 1970 (A) Minnesota 37-7
 1971 (H) Minnesota 24-7
 1973 (A) Atlanta 20-14
 1974 (H) Minnesota 23-10
 1975 (H) Minnesota 38-0
 1977 (A) Minnesota 14-7
 1980 (H) Minnesota 24-23
 1981 (A) Atlanta 31-30
 1982* (H) Minnesota 30-24
 1984 (H) Minnesota 27-20
 1985 (A) Atlanta 14-13
 1987 (H) Minnesota 24-13
 1989 (H) Minnesota 43-17
 1991 (A) Minnesota 20-19
 1996 (A) Minnesota 23-17
 1998** (H) Atlanta 30-27 (OT)
 1999 (A) Minnesota 17-14
 2002 (H) Atlanta 30-24 (OT)
 2003 (A) Minnesota 39-26
 2005 (A) Atlanta 30-10
 2007 (H) Minnesota 24-3
 2008 (H) Atlanta 24-17
 2011 (A) Atlanta 24-14
 *Super Bowl Tournament
 **NFC Championship Game

BALTIMORE

Won 2, Lost 2, Tied 0
Home 1-0, Away 1-2
 1998 (A) Minnesota 38-28
 2001 (A) Baltimore 19-3
 2005 (A) Baltimore 30-23
 2009 (H) Minnesota 33-31

BUFFALO

Won 8, Lost 4, Tied 0
Home 4-1, Away 4-3
 1971 (H) Minnesota 19-0
 1975 (A) Minnesota 35-13
 1979 (H) Minnesota 10-3
 1982 (A) Buffalo 23-22
 1985 (A) Minnesota 27-20
 1988 (A) Buffalo 13-10
 1994 (A) Minnesota 21-17
 1997 (A) Minnesota 34-13
 2000 (H) Minnesota 31-27
 2002 (H) Buffalo 45-39 (OT)
 2006 (A) Buffalo 17-12
 2010 (H) Minnesota 38-14

CAROLINA

Won 6, Lost 4, Tied 0
Home 5-2, Away 1-2
 1996 (H) Minnesota 14-12
 1997 (H) Minnesota 21-14

2000 (H) Minnesota 31-17
 2001 (H) Carolina 24-13
 2002 (H) Carolina 21-14
 2005 (A) Carolina 38-13
 2006 (H) Minnesota 16-13 (OT)
 2008 (H) Minnesota 20-10
 2009 (A) Carolina 26-7
 2011 (A) Minnesota 24-21

CHICAGO

Won 53, Lost 49, Tied 2
Home 32-21, Away 21-28-2
(0-1 in Champaign, IL)
(0-1 in TCF Bank Stadium)
 1961 (H) Minnesota 37-13
 1962 (H) Chicago 52-35
 1962 (H) Chicago 13-0
 1963 (H) Chicago 28-7
 1964 (A) Tie, 17-17
 1964 (H) Chicago 34-28
 1965 (A) Minnesota 41-14
 1965 (H) Chicago 45-37
 1966 (A) Minnesota 24-17
 1966 (H) Chicago 13-10
 1967 (A) Chicago 41-28
 1967 (H) Chicago 17-7
 1968 (A) Tie, 10-10
 1968 (H) Chicago 27-17
 1969 (A) Minnesota 31-0
 1970 (A) Minnesota 31-14
 1970 (A) Minnesota 24-0
 1971 (H) Minnesota 16-13
 1971 (H) Chicago 20-17
 1972 (A) Minnesota 27-10
 1972 (A) Chicago 13-10
 1973 (H) Minnesota 23-10
 1973 (A) Minnesota 22-13
 1973 (H) Minnesota 31-13
 1974 (H) Minnesota 11-7
 1974 (A) Minnesota 17-0
 1975 (H) Minnesota 28-3
 1975 (A) Minnesota 13-9
 1976 (H) Minnesota 20-19
 1976 (A) Chicago 14-13
 1977 (H) Minnesota 22-16 (OT)
 1977 (A) Chicago 10-7
 1978 (A) Minnesota 24-20
 1978 (H) Minnesota 17-14
 1979 (A) Chicago 26-7
 1979 (H) Minnesota 30-27
 1980 (A) Minnesota 34-14
 1980 (H) Minnesota 13-7
 1981 (H) Minnesota 24-21
 1981 (A) Chicago 10-9
 1982 (H) Minnesota 35-7
 1983 (A) Minnesota 23-14
 1983 (H) Chicago 19-13
 1984 (A) Chicago 16-7
 1984 (H) Chicago 34-3
 1985 (H) Chicago 33-24
 1985 (A) Chicago 27-9
 1986 (A) Chicago 23-0
 1986 (H) Minnesota 23-7
 1987 (A) Chicago 27-7
 1987 (H) Chicago 30-24
 1988 (A) Minnesota 31-7
 1988 (H) Minnesota 28-27
 1989 (A) Chicago 38-7
 1989 (H) Minnesota 27-16
 1990 (A) Chicago 19-16
 1990 (H) Minnesota 41-13
 1991 (A) Chicago 10-6
 1991 (H) Chicago 34-17
 1992 (H) Minnesota 21-20
 1992 (A) Minnesota 38-10
 1993 (H) Minnesota 10-7
 1993 (A) Minnesota 19-12
 1994 (A) Minnesota 42-14
 1994 (H) Minnesota 33-27 (OT)
 1995 (H) Chicago 35-18
 1995 (A) Chicago 31-14
 1995 (H) Chicago 14-6
 1996 (A) Minnesota 20-14
 1996 (H) Chicago 15-13
 1997 (A) Minnesota 27-24
 1997 (H) Minnesota 29-22
 1998 (A) Minnesota 31-28
 1998 (H) Minnesota 48-22
 1999 (H) Chicago 24-22
 1999 (A) Minnesota 27-24 (OT)
 2000 (H) Minnesota 30-27

(A) Minnesota 28-16
 2001 (A) Chicago 17-10
 2001 (H) Chicago 13-6
 2002 @ (A) Chicago 27-23
 2002 (H) Minnesota 25-7
 2003 (H) Minnesota 24-13
 2003 (A) Chicago 13-10
 2004 (H) Minnesota 27-23
 2004 (A) Chicago 24-14
 2005 (A) Chicago 28-3
 2005 (H) Minnesota 34-10
 2006 (H) Chicago 19-16
 2006 (A) Chicago 23-13
 2007 (A) Minnesota 34-31
 2007 (H) Minnesota 20-13
 2008 (A) Chicago 48-41
 2008 (H) Minnesota 34-14
 2009 (H) Minnesota 36-10
 2009 (A) Chicago 36-30 (OT)
 2010 (A) Chicago 27-13
 # (H) Chicago 40-14
 # (H) Chicago 39-10
 # (H) Chicago 17-13
 2012 (A) Chicago 28-10
 (H) Minnesota 21-14

*NFC Wild Card Game
 @ in Champaign, IL-Memorial Stadium
 # in TCF Bank Stadium-U of M

CINCINNATI

Won 6, Lost 5, Tied 0
Home 5-0, Away 1-5
 1973 (A) Cincinnati 27-0
 1977 (H) Minnesota 42-10
 1980 (A) Cincinnati 14-0
 1983 (H) Minnesota 20-14
 1986 (A) Cincinnati 24-20
 1989 (H) Minnesota 29-21
 1992 (A) Minnesota 42-7
 1995 (A) Cincinnati 27-11
 1998 (H) Minnesota 24-3
 2005 (A) Cincinnati 37-8
 2009 (H) Minnesota 30-10

CLEVELAND

Won 11, Lost 3, Tied 0
Home 7-1, Away 4-2
 1965 (A) Minnesota 27-17
 1967 (A) Cleveland 14-10
 1969 (H) Minnesota 51-3
 1969* (H) Minnesota 27-7
 1973 (H) Minnesota 26-3
 1975 (A) Minnesota 42-10
 1980 (H) Minnesota 28-23
 1983 (A) Minnesota 27-21
 1986 (H) Cleveland 23-20
 1989 (A) Cleveland 23-17 (OT)
 1992 (H) Minnesota 17-13
 1995 (H) Minnesota 27-11
 2005 (H) Minnesota 24-12
 2009 (A) Minnesota 34-20
 *NFL Championship Game

DALLAS

Won 14, Lost 14, Tied 0
Home 7-9, Away 7-5
 1961 (A) Dallas 21-0
 1961 (H) Dallas 28-0
 1966 (A) Dallas 28-17
 1968 (H) Dallas 20-17
 1970 (H) Minnesota 54-13
 1971* (H) Dallas 20-12
 1973** (A) Minnesota 27-10
 1974 (A) Minnesota 23-21
 1975* (H) Dallas 17-14
 1977 (H) Dallas 16-10 (OT)
 1977** (A) Dallas 23-6
 1978 (A) Minnesota 21-10
 1979 (H) Dallas 36-20
 1982 (H) Minnesota 31-27
 1983 (H) Dallas 37-24
 1987 (A) Minnesota 44-38 (OT)
 1988 (A) Minnesota 43-3
 1993 (H) Dallas 37-20
 1995 (H) Dallas 23-17 (OT)
 1996# (A) Dallas 40-15
 1998 (A) Minnesota 46-36
 1999 (H) Minnesota 27-17
 # (H) Minnesota 27-10
 2000 (A) Minnesota 27-15
 2004 (H) Minnesota 35-17

2007 (A) Dallas 24-14
 2009* (H) Minnesota 34-3
 2010 (H) Minnesota 24-21
 #NFC Wild Card Game
 *NFC Divisional Playoff Game
 **NFC Championship Game

DENVER

Won 7, Lost 6, Tied 0
Home 4-3, Away 3-3
 1972 (A) Minnesota 23-20
 1978 (H) Minnesota 12-9 (OT)
 1981 (A) Denver 19-17
 1984 (A) Denver 42-21
 1987 (H) Minnesota 34-27
 1990 (H) Minnesota 27-22
 1991 (H) Denver 13-6
 1993 (A) Minnesota 26-23
 1996 (H) Denver 21-17
 1999 (A) Minnesota 23-20
 2003 (H) Minnesota 28-20
 2007 (A) Denver 22-19 (OT)
 2011 (H) Denver 35-32

DETROIT

Won 68, Lost 33, Tied 2
Home 37-13-1, Away 31-20-1
 1961 (H) Detroit 37-0
 1961 (A) Detroit 13-7
 1962 (H) Detroit 17-6
 1962 (A) Detroit 37-23
 1963 (A) Detroit 28-10
 1963 (H) Minnesota 34-31
 1964 (H) Detroit 24-20
 1964 (A) Tie, 23-23
 1965 (H) Detroit 31-29
 1965 (A) Minnesota 29-7
 1966 (H) Detroit 32-31
 1966 (A) Minnesota 28-16
 1967 (H) Tie, 10-10
 (A) Detroit 14-3
 1968 (H) Minnesota 24-10
 (A) Minnesota 13-6
 1969 (H) Minnesota 24-10
 (A) Minnesota 27-0
 1970 (A) Minnesota 30-17
 (H) Minnesota 24-20
 1971 (H) Minnesota 16-13
 (H) Minnesota 29-10
 1972 (A) Minnesota 34-10
 (H) Minnesota 16-14
 1973 (A) Minnesota 23-9
 (H) Minnesota 28-7
 1974 (A) Minnesota 7-6
 (H) Detroit 20-16
 1975 (H) Minnesota 25-19
 (A) Detroit 17-10
 1976 (A) Minnesota 10-9
 (H) Minnesota 31-23
 1977 (H) Minnesota 14-7
 (A) Minnesota 30-21
 1978 (H) Detroit 17-7
 (A) Detroit 45-14
 1979 (A) Minnesota 13-10
 (H) Minnesota 14-7
 1980 (A) Detroit 27-7
 (H) Minnesota 34-0
 1981 (H) Minnesota 26-24
 (A) Detroit 45-7
 1982 (A) Minnesota 34-31
 1983 (H) Minnesota 20-17
 (A) Detroit 13-2
 1984 (A) Minnesota 29-28
 (H) Detroit 16-14
 1985 (H) Minnesota 16-13
 (A) Detroit 41-21
 1986 (H) Detroit 13-10
 (A) Minnesota 24-10
 1987 (H) Minnesota 34-19
 (A) Minnesota 17-14
 1988 (H) Minnesota 44-17
 (A) Minnesota 23-0
 1989 (H) Minnesota 24-17
 (A) Minnesota 20-7
 1990 (H) Detroit 34-27
 (A) Minnesota 17-7
 1991 (A) Detroit 24-20
 (H) Detroit 34-14
 1992 (A) Detroit 31-17
 (H) Minnesota 31-14
 1993 (H) Detroit 30-27
 (A) Minnesota 13-0
 1994 (H) Minnesota 10-3
 (A) Detroit 41-19

- 1995 (H) Minnesota 20-10
(A) Detroit 44-38
- 1996 (H) Minnesota 17-13
(A) Minnesota 24-22
- 1997 (A) Detroit 38-15
(H) Detroit 14-13
- 1998 (H) Minnesota 29-6
(A) Minnesota 34-13
- 1999 (A) Detroit 25-23
(H) Minnesota 24-17
- 2000 (A) Minnesota 31-24
(H) Minnesota 24-17
- 2001 (H) Minnesota 31-26
(A) Detroit 27-24
- 2002 (H) Minnesota 31-24
(A) Minnesota 38-36
- 2003 (A) Minnesota 23-13
(H) Minnesota 24-14
- 2004 (H) Minnesota 22-19
(A) Minnesota 28-27
- 2005 (H) Minnesota 27-14
(A) Minnesota 21-16
- 2006 (H) Minnesota 26-17
(A) Minnesota 30-20
- 2007 (A) Detroit 20-17 (OT)
(H) Minnesota 42-10
- 2008 (H) Minnesota 12-10
(A) Minnesota 20-16
- 2009 (A) Minnesota 27-13
(H) Minnesota 27-10
- 2010 (H) Minnesota 24-10
(A) Detroit 20-13
- 2011 (H) Detroit 26-23 (OT)
(A) Detroit 34-28
- 2012 (A) Minnesota 20-13
(H) Minnesota 34-24

GREEN BAY

Won 49, Lost 55, Tied 1
Home 25-25, Away 23-30-1 (6-9 in Milwaukee)

- 1961 (H) Green Bay 33-7
(A) Green Bay 28-10
- 1962 (A) Green Bay 34-7
(H) Green Bay 48-21
- 1963 (H) Green Bay 37-28
(A) Green Bay 28-7
- 1964 (A) Minnesota 24-23
(H) Green Bay 42-13
- 1965 (H) Green Bay 38-13
(A) Green Bay 24-19
- 1966 (A) Minnesota 20-17
(H) Green Bay 28-16
- 1967 (A) Minnesota 10-7
(H) Green Bay 30-27
- 1968 (A) Minnesota 26-13
(H) Minnesota 14-10
- 1969 (H) Minnesota 19-7
(A) Minnesota 9-7
- 1970 (A) Green Bay 13-10
(H) Minnesota 10-3
- 1971 (A) Minnesota 24-13
(H) Minnesota 3-0
- 1972 (A) Minnesota 27-13
(H) Green Bay 23-7
- 1973 (H) Minnesota 11-3
(A) Minnesota 31-7
- 1974 (A) Minnesota 32-17
(H) Green Bay 19-7
- 1975 (A) Minnesota 28-17
(H) Minnesota 24-3
- 1976 (A) Minnesota 17-10
(H) Minnesota 20-9
- 1977 (H) Minnesota 19-7
(A) Minnesota 13-6
- 1978 (H) Minnesota 21-7
(A) Tie, 10-10 (OT)
- 1979 (H) Minnesota 27-21 (OT)
(A) Green Bay 19-7
- 1980 (A) Green Bay 16-3
(H) Green Bay 25-13
- 1981 (A) Minnesota 30-13
(H) Green Bay 35-23
- 1982 (A) Green Bay 26-7
(A) Minnesota 20-17 (OT)
- 1983 (H) Green Bay 29-21
(A) Green Bay 45-17
- 1984 (H) Green Bay 38-14
(A) Green Bay 20-17
- 1985 (H) Green Bay 27-17
(H) Minnesota 42-7
- 1986 (A) Minnesota 32-6
(H) Green Bay 23-16
- 1987 (A) Green Bay 16-10
(H) Green Bay 34-14
- 1988 (H) Green Bay 18-6
(A) Minnesota 26-14
- 1989 (A) Green Bay 20-19
(H) Green Bay 24-10
- 1990 (A) Minnesota 23-7

- 1991 (A) Minnesota 35-21
(H) Green Bay 27-7
- 1992 (A) Minnesota 23-20 (OT)
(H) Minnesota 27-7
- 1993 (H) Minnesota 15-13
(A) Minnesota 21-17
- 1994 (A) Green Bay 16-10
(H) Minnesota 13-10 (OT)
- 1995 (A) Green Bay 38-21
(H) Minnesota 27-24
- 1996 (H) Minnesota 30-21
(A) Green Bay 38-10
- 1997 (A) Green Bay 38-32
(H) Green Bay 27-11
- 1998 (A) Minnesota 37-24
(H) Minnesota 28-14
- 1999 (A) Green Bay 23-20
(H) Minnesota 24-20
- 2000 (A) Green Bay 26-20 OT
(H) Green Bay 33-28
- 2001 (H) Minnesota 35-13
(A) Green Bay 24-19
- 2002 (H) Minnesota 31-21
(A) Green Bay 26-22
- 2003 (A) Minnesota 30-25
(H) Green Bay 30-27
- 2004 (A) Green Bay 34-31
(H) Green Bay 34-31
- #(A) Minnesota 31-17
- 2005 (H) Minnesota 23-20
(A) Minnesota 20-17
- 2006 (H) Green Bay 23-17
(A) Green Bay 9-7
- 2007 (H) Green Bay 23-16
(A) Green Bay 34-0
- 2008 (A) Green Bay 24-19
(H) Minnesota 28-27
- 2009 (H) Minnesota 30-23
(A) Minnesota 38-26
- 2010 (A) Green Bay 28-24
(H) Green Bay 31-3
- 2011 (H) Green Bay 33-27
(A) Green Bay 45-7
- 2012 (A) Green Bay 23-14
(H) Minnesota 37-34
- #(A) Green Bay 24-10
- #NFC Wild Card Game

HOUSTON

Won 3, Lost 0, Tied 0
Home 1-0, Away 2-0

- 2004 (A) Minnesota 34-28 (OT)
- 2008 (H) Minnesota 28-21
- 2012 (A) Minnesota 23-6

INDIANAPOLIS

Won 7, Lost 16, Tied 1
Home 7-5-1, Away 0-11

- 1961 (A) Baltimore 34-13
(H) Minnesota 28-20
- 1962 (H) Baltimore 34-7
(A) Baltimore 42-14
- 1963 (H) Baltimore 37-34
(A) Baltimore 41-10
- 1964 (H) Minnesota 34-24
(A) Baltimore 17-14
- 1965 (A) Baltimore 35-16
(H) Baltimore 41-21
- 1966 (H) Baltimore 38-23
(A) Baltimore 20-17
- 1967 (H) Tie, 20-20
- 1968 (A) Baltimore 24-9
- 1968* (A) Baltimore 24-14
- 1969 (H) Minnesota 52-14
- 1971 (H) Minnesota 10-3
- 1982 (H) Minnesota 13-10
- 1988 (H) Minnesota 12-3
- 1997 (H) Minnesota 39-28
- 2000 (A) Indianapolis 31-10
- 2004 (A) Indianapolis 31-28
- 2008 (H) Indianapolis 18-15
- 2012 (A) Indianapolis 23-20

* NFL Western Conference Championship Game

JACKSONVILLE

Won 4, Lost 1, Tied 0
Home 3-1, Away 1-0

- 1998 (H) Minnesota 50-10
- 2001 (H) Jacksonville 33-3
- 2004 (H) Minnesota 27-16
- 2008 (A) Minnesota 30-12
- 2012 (H) Minnesota 26-23 (OT)

KANSAS CITY

Won 4, Lost 7, Tied 0
Home 3-2, Away 1-4, Neutral 0-1

- 1969* (N) Kansas City 23-7

- 1970 (H) Minnesota 27-10
 - 1974 (A) Minnesota 35-15
 - 1981 (H) Kansas City 10-6
 - 1990 (A) Kansas City 24-21
 - 1993 (H) Minnesota 30-10
 - 1996 (H) Kansas City 21-6
 - 1999 (A) Kansas City 31-28
 - 2003 (H) Minnesota 45-20
 - 2007 (A) Kansas City 13-10
 - 2011 (A) Kansas City 22-17
- *Super Bowl IV, Jan. 11, 1970

MIAMI

Won 4, Lost 7, Tied 0
Home 3-3, Away 1-3, Neutral 0-1

- 1972 (H) Miami 16-14
- 1973* (N) Miami 24-7
- 1976 (A) Minnesota 29-7
- 1979 (H) Miami 27-12
- 1982 (A) Miami 22-14
- 1988 (A) Miami 24-7
- 1994 (H) Minnesota 38-35
- 2000 (H) Minnesota 13-7
- 2002 (H) Minnesota 20-17
- 2006 (A) Miami 24-20
- 2010 (H) Miami 14-10

*Super Bowl VIII, Jan. 13, 1974

NEW ENGLAND

Won 4, Lost 7, Tied 0
Home 2-2, Away 2-5

- 1970 (A) Minnesota 35-14
- 1974 (H) New England 17-14
- 1979 (A) New England 27-23
- 1988 (H) Minnesota 36-6
- 1991 (A) New England 26-23 (OT)
- 1994 (A) New England 26-20 (OT)
- 1997 (H) Minnesota 23-18
- 2000 (A) Minnesota 21-13
- 2002 (H) New England 24-17
- 2006 (H) New England 31-7
- 2010 (A) New England 28-18

NEW ORLEANS

Won 20, Lost 10, Tied 0
Home 12-3, Away 8-7

- 1968 (A) New Orleans 20-17
- 1970 (H) Minnesota 26-0
- 1971 (A) Minnesota 23-10
- 1972 (H) Minnesota 37-6
- 1975 (A) Minnesota 29-9
- 1976 (A) Minnesota 20-7
- 1978 (A) New Orleans 31-9
- 1980 (A) Minnesota 23-20
- 1981 (H) Minnesota 20-10
- 1983 (A) New Orleans 17-16
- 1985 (H) New Orleans 30-23
- 1986 (H) Minnesota 33-17
- 1987* (A) Minnesota 44-10
- 1988 (H) Minnesota 45-3
- 1990 (H) Minnesota 32-3
- 1991 (A) New Orleans 26-0
- 1993 (H) New Orleans 17-20
- 1994 (H) Minnesota 21-24
- 1995 (H) Minnesota 43-24
- 1998 (H) Minnesota 31-24
- 2000* (H) Minnesota 34-16
- 2001 (A) New Orleans 28-15
- 2002 (A) Minnesota 32-31
- 2004 (A) Minnesota 38-31
- 2005 (H) Minnesota 33-16
- 2008 (A) Minnesota 30-27
- 2009* (A) New Orleans 31-28 (OT)
- 2010 (A) New Orleans 14-9
- 2011 (H) New Orleans 42-20

#NFC Wild Card Game
*NFC Divisional Playoff Game
#NFC Championship Game

NEW YORK GIANTS

Won 14, Lost 11, Tied 0
Home 6-5, Away 8-6

- 1964 (A) Minnesota 30-21
- 1965 (H) Minnesota 40-14
- 1967 (H) Minnesota 27-24
- 1969 (A) New York 24-23
- 1971 (A) Minnesota 17-10
- 1973 (A) Minnesota 31-7
- 1976 (H) Minnesota 24-7
- 1986 (H) New York 22-20
- 1989 (A) New York 24-14
- 1990 (H) New York 23-15
- 1993* (A) New York 17-10
- 1994 (A) Minnesota 27-10
- 1996 (A) New York 15-10
- 1997* (A) Minnesota 23-22
- 1999 (A) Minnesota 34-17
- 2000* (A) New York 41-0

- 2001 (H) Minnesota 28-16
 - 2002 (H) New York 27-20
 - 2003 (H) New York 29-17
 - 2004 (H) New York 34-13
 - 2005 (A) Minnesota 24-21
 - 2007 (A) Minnesota 41-17
 - 2008 (A) Minnesota 20-19
 - 2009 (H) Minnesota 44-7
 - 2010* (H) New York 21-3
- #NFC Wild Card Game
**NFC Championship Game
#at Ford Field in Detroit, MI

NEW YORK JETS

Won 1, Lost 8, Tied 0
Home 1-3, Away 0-5

- 1970 (A) New York 20-10
- 1975 (H) Minnesota 29-21
- 1979 (A) New York 14-7
- 1982 (H) New York 42-14
- 1994 (H) New York 31-21
- 1997 (A) New York 23-21
- 2002 (A) New York 20-7
- 2006 (H) New York 26-13
- 2010 (A) New York 29-20

OAKLAND

Won 4, Lost 10, Tied 0
Home 3-4, Away 1-5, Neutral 0-1

- 1973 (H) Minnesota 24-16
- 1976* (N) Oakland 32-14
- 1977 (A) Oakland 35-13
- 1978 (A) Oakland 27-20
- 1981 (H) Oakland 36-10
- 1984 (A) Los Angeles 23-20
- 1987 (H) Minnesota 31-20
- 1990 (H) Los Angeles 28-24
- 1993 (A) Los Angeles 24-7
- 1996 (A) Minnesota 16-13 (OT)
- 1999 (H) Oakland 22-17
- 2003 (A) Oakland 28-18
- 2007 (H) Minnesota 29-22
- 2011 (H) Oakland 27-21

*Super Bowl XI, Jan. 9, 1977

PHILADELPHIA

Won 12, Lost 12, Tied 0
Home 6-4, Away 6-8

- 1962 (H) Minnesota 31-21
- 1963 (A) Minnesota 24-13
- 1968 (A) Minnesota 24-17
- 1971 (A) Minnesota 13-0
- 1973 (H) Minnesota 28-21
- 1976 (A) Minnesota 31-12
- 1978 (H) Minnesota 28-27
- 1980 (H) Philadelphia 42-7
- 1980* (A) Philadelphia 31-16
- 1981 (H) Minnesota 35-23
- 1984 (A) Philadelphia 19-17
- 1985 (A) Minnesota 28-23
- (H) Philadelphia 37-35
- 1988 (H) Minnesota 23-21
- 1989 (A) Philadelphia 10-9
- 1990 (A) Philadelphia 32-24
- 1992 (A) Philadelphia 28-17
- 1997 (H) Minnesota 28-19
- 2001 (A) Philadelphia 48-17
- 2004 (A) Philadelphia 27-16

*(A) Philadelphia 27-14

2007 (H) Philadelphia 23-16

2008* (H) Philadelphia 26-14

2010 (A) Minnesota 24-14

#NFC Divisional Playoff Game
#NFC Wild Card Playoff Game

PITTSBURGH

Won 8, Lost 8, Tied 0
Home 5-1, Away 4-5, Neutral 0-1

- 1962 (A) Pittsburgh 39-31
- 1964 (H) Minnesota 30-10
- 1967 (A) Minnesota 41-27
- 1969 (H) Minnesota 52-14
- 1972 (A) Pittsburgh 23-10
- 1974* (N) Pittsburgh 16-6
- 1976 (H) Minnesota 17-6
- 1980 (H) Pittsburgh 23-17
- 1983 (A) Minnesota 17-14
- 1986 (H) Minnesota 31-7
- 1989 (A) Pittsburgh 27-14
- 1992 (A) Minnesota 6-3
- 1995 (A) Minnesota 44-24
- 2001 (A) Pittsburgh 21-16
- 2005 (H) Pittsburgh 18-3
- 2009 (A) Pittsburgh 27-17

*Super Bowl IX, Jan. 12, 1975

ST. LOUIS

- Won 24, Lost 16, Tied 2**
Home 14-3-2, Away 10-13
- 1961 (A) Los Angeles 31-17
 - (H) Minnesota 42-21
 - 1962 (A) Minnesota 38-14
 - (H) Tie, 24-24
 - 1963 (A) Los Angeles 27-24
 - (H) Minnesota 21-13
 - 1964 (A) Los Angeles 22-13
 - (H) Minnesota 34-13
 - 1965 (A) Minnesota 38-35
 - (H) Minnesota 24-13
 - 1966 (H) Minnesota 35-7
 - (A) Los Angeles 21-6
 - 1967 (A) Los Angeles 39-3
 - 1968 (H) Los Angeles 31-3
 - 1969 (A) Minnesota 20-13
 - 1969* (H) Minnesota 23-20
 - 1970 (H) Minnesota 13-3
 - 1972 (A) Minnesota 45-41
 - 1973 (H) Minnesota 10-9
 - 1974 (A) Los Angeles 20-17
 - 1974** (H) Minnesota 14-10
 - 1976 (H) Tie, 10-10 (OT)
 - 1976** (H) Minnesota 24-13
 - 1977 (A) Los Angeles 35-3
 - 1977* (H) Minnesota 14-7
 - 1978 (A) Los Angeles 34-17
 - 1978* (H) Minnesota 34-10
 - 1979 (A) Los Angeles 27-21 (OT)
 - 1985 (A) Los Angeles 13-10
 - 1987 (A) Minnesota 21-16
 - 1988 (H) Minnesota 28-17
 - 1989 (H) Minnesota 23-21 (OT)
 - 1991 (H) Minnesota 20-14
 - 1992 (A) Minnesota 31-17
 - 1998 (A) Minnesota 38-31
 - 1999* (A) St. Louis 49-37
 - 2000 (A) St. Louis 40-29
 - 2003 (A) St. Louis 48-17
 - 2005 (H) Minnesota 27-13
 - 2006 (H) St. Louis 41-21
 - 2009 (A) Minnesota 38-10
 - 2012 (A) Minnesota 36-22
- *NFC Wild Card Game
 **NFC Divisional Playoffs
 ***NFC Championship Game

SAN DIEGO

- Won 5, Lost 6, Tied 0**
Home 4-3, Away 1-3
- 1971 (A) San Diego 30-14
 - 1975 (H) Minnesota 28-13
 - 1978 (H) San Diego 13-7
 - 1981 (A) Minnesota 33-31
 - 1984 (H) San Diego 42-13
 - 1985 (H) Minnesota 21-17
 - 1993 (H) San Diego 30-17

- 1999 (H) Minnesota 35-27
- 2003 (A) San Diego 42-28
- 2007 (H) Minnesota 35-17
- 2011 (A) San Diego 24-17

SAN FRANCISCO

- Won 22, Lost 22, Tied 1**
Home 14-9, Away 8-13-1
- 1961 (H) San Francisco 38-24
 - (A) San Francisco 38-28
 - 1962 (A) San Francisco 21-7
 - (H) San Francisco 35-12
 - 1963 (A) Minnesota 24-20
 - (H) Minnesota 45-14
 - 1964 (A) Minnesota 27-22
 - (H) Minnesota 24-7
 - 1965 (A) Minnesota 42-41
 - (H) San Francisco 45-24
 - 1966 (A) Tie, 20-20
 - (H) Minnesota 28-3
 - 1967 (H) San Francisco 27-21
 - 1968 (A) Minnesota 30-20
 - 1969 (H) Minnesota 10-7
 - 1970* (H) San Francisco 17-14
 - 1971 (H) San Francisco 13-9
 - 1972 (A) San Francisco 20-17
 - 1973 (H) Minnesota 17-13
 - 1975 (H) Minnesota 27-17
 - 1976 (A) San Francisco 20-16
 - 1977 (H) Minnesota 28-27
 - 1979 (H) Minnesota 28-22
 - 1983 (H) San Francisco 48-17
 - 1984 (A) San Francisco 51-7
 - 1985 (H) Minnesota 28-21
 - 1986 (A) Minnesota 27-24 (OT)
 - 1987* (A) Minnesota 36-24
 - 1988 (A) San Francisco 24-21
 - 1988* (A) San Francisco 34-9
 - 1989* (A) San Francisco 41-13
 - 1990 (H) San Francisco 20-17
 - 1991 (H) Minnesota 17-14
 - 1992 (H) San Francisco 20-17
 - 1993 (A) San Francisco 38-19
 - 1994 (H) Minnesota 21-14
 - 1995 (A) San Francisco 37-30
 - 1997 (A) San Francisco 28-17
 - 1997* (A) San Francisco 38-22
 - 1999 (H) Minnesota 40-16
 - 2003 (H) Minnesota 35-7
 - 2006 (A) San Francisco 9-3
 - 2007 (A) Minnesota 27-7
 - 2009 (H) Minnesota 27-24
 - 2012 (H) Minnesota 24-13
- *NFC Divisional Playoff Game

SEATTLE

- Won 5, Lost 7, Tied 0**
Home 3-2, Away 2-5
- 1976 (H) Minnesota 27-21

- 1978 (A) Seattle 29-28
- 1984 (H) Seattle 20-12
- 1987 (A) Seattle 28-17
- 1990 (A) Minnesota 24-21
- 1996 (A) Seattle 42-23
- 2002 (A) Seattle 48-23
- 2003 (H) Minnesota 34-7
- 2004 (H) Seattle 27-23
- 2006 (A) Minnesota 31-13
- 2009 (H) Minnesota 35-9
- 2012 (A) Seattle 30-20

TAMPA BAY

- Won 31, Lost 22, Tied 0**
Home 18-9, Away 13-13
- 1977 (A) Minnesota 9-3
 - 1978 (H) Tampa Bay 16-10
 - 1979 (H) Tampa Bay 12-10
 - (A) Minnesota 24-7
 - 1979 (H) Tampa Bay 12-10
 - (A) Minnesota 23-22
 - 1980 (H) Minnesota 38-30
 - (A) Minnesota 21-10
 - 1981 (A) Tampa Bay 21-13
 - (H) Minnesota 25-10
 - 1982 (H) Minnesota 17-10
 - 2003 (H) Minnesota 19-16 (OT)
 - 1983 (H) Tampa Bay 17-12
 - 1984 (A) Tampa Bay 35-21
 - (H) Minnesota 27-24
 - 1985 (A) Minnesota 31-16
 - (H) Minnesota 26-7
 - 1986 (A) Minnesota 23-10
 - (H) Minnesota 45-13
 - 1987 (A) Tampa Bay 20-10
 - (H) Minnesota 23-17
 - 1988 (H) Minnesota 14-13
 - (A) Minnesota 49-20
 - 1989 (H) Minnesota 17-3
 - (A) Minnesota 24-10
 - 1990 (H) Tampa Bay 23-20
 - (A) Tampa Bay 25-13
 - 1991 (H) Minnesota 28-13
 - (A) Minnesota 26-24
 - 1992 (H) Minnesota 26-20
 - (A) Minnesota 35-7
 - 1993 (H) Minnesota 15-0
 - (A) Tampa Bay 23-10
 - 1994 (A) Minnesota 36-13
 - (H) Tampa Bay 20-17 (OT)
 - 1995 (A) Tampa Bay 20-17 (OT)
 - (H) Minnesota 31-17
 - 1996 (A) Tampa Bay 24-13
 - (H) Minnesota 21-10
 - 1997 (H) Tampa Bay 28-14
 - (A) Minnesota 10-6
 - (H) Minnesota 31-7
 - (A) Tampa Bay 27-24
 - 1999 (H) Minnesota 21-14
 - (A) Tampa Bay 24-17

- 2000 (H) Minnesota 30-23
- (A) Tampa Bay 41-13
- 2001 (H) Minnesota 20-16
- (A) Tampa Bay 41-14
- 2002 (A) Tampa Bay 38-24
- 2005 (H) Tampa Bay 24-13
- 2008 (A) Tampa Bay 19-13
- 2011 (H) Tampa Bay 24-20
- 2012 (H) Tampa Bay 36-17

TENNESSEE

- Won 8, Lost 4, Tied 0**
Home 7-1, Away 1-3
- 1974 (H) Minnesota 51-10
 - 1980 (A) Houston 20-16
 - 1983 (H) Minnesota 34-14
 - 1986 (A) Houston 23-10
 - 1989 (H) Houston 38-7
 - 1992 (H) Houston 17-13
 - 1995 (H) Minnesota 23-17 (OT)
 - 1998 (A) Minnesota 26-16
 - 2001 (H) Minnesota 42-24
 - 2004 (H) Minnesota 20-3
 - 2008 (A) Tennessee 30-17
 - 2012 (H) Minnesota 30-7

WASHINGTON


- Won 10, Lost 12, Tied 0**
Home 4-6, Away 6-6
- 1968 (H) Minnesota 27-14
 - 1970 (A) Minnesota 19-10
 - 1972 (H) Washington 24-21
 - 1973* (H) Minnesota 27-20
 - 1975 (A) Washington 31-30
 - 1976* (H) Minnesota 35-20
 - 1980 (A) Minnesota 39-14
 - 1982* (A) Washington 21-7
 - 1984 (H) Washington 31-17
 - 1986 (A) Washington 44-38 (OT)
 - 1987 (H) Washington 27-24 (OT)
 - 1987** (A) Washington 17-10
 - 1992 (H) Washington 15-13
 - 1992* (H) Washington 24-7
 - 1993 (A) Minnesota 14-9
 - 1998 (H) Minnesota 41-7
 - 2004 (A) Washington 21-18
 - 2006 (A) Minnesota 19-16
 - 2007 (H) Washington 32-21
 - 2010 (A) Minnesota 17-13
 - 2011 (A) Minnesota 33-26
 - 2012 (A) Washington 38-26
- *Super Bowl Tournament
 *NFC Wild Card Game
 **NFC Divisional Playoff Game
 ***NFC Championship Game



The Vikings-Bears rivalry date back to the 1st game in franchise history when the expansion Vikings topped the Bears 37-13. The teams have had some unique twists in the history of the series, both hosting home games at collegiate stadiums- the 2002 season opener at the University of Illinois and the 2010 home finale for the Vikings at TCF Bank Stadium on the Minnesota campus.

39	Echemandu, Adimchinobe, RB, California	2005
1	Edinger, Paul, K, Michigan St.	2005
27	Edwards, Brad, S, South Carolina	1988-89
59	Edwards, Dixon, LB, Michigan St.	1996-98
36	Edwards, Dovonte, CB, N.C. State	2005-06
32	Edwards, Jimmy, RB, NE Louisiana	1979
91	Edwards, Ray, DE, Purdue	2006-10
24	Eilers, Pat, S, Notre Dame	1990-91
11	Eischied, Mike, P, Uppr Iowa	1972-74
86	Eley, Clifton, TE, Mississippi St.	1987
1	Eller, Carl, DE, Minnesota	1964-78
8	Elling, Aaron, K, Wyoming	2003-04
40	Ellison, Rhett, FB, USC	2012
65/73	Elshire, Neil, DE, Oregon	1981-86
47	Emmanuel, Charles, S, W. Virginia	1997
6	Epstein, Hayden, K, Michigan	2002
29	Evans, Charles, RB, Clark	1993-98
26	Evans, David, CB, Cent. Arkansas	1986-87
90	Evans, Fred, DT, Texas St.-San Marcos	2007-12
1	Everett, Eric, CB Texas Tech	1992
F F F		
51	Farber, Hap, LB, Mississippi	1970
59	Farwell, Heath, LB, San Diego St.	2005-10
3	Fason, Catriarch, RB, Florida	2005-06
54	Faust, Paul, LB, Minnesota	1967
4	Favre, Brett, QB, Southern Mississippi	2009-10
91	Fears, Willie, DT, Northwestern St.	1990
64	Feasel, Grant, T, Abilene Christian	1984-86
42	Felton, Jerome, FB, Furman	2012
31	Fenney, Rick, RB, Washington	1987-91
35	Ferguson, Bob, RB, Ohio State	1963
84	Ferguson, Charley, WR, Tennessee St.	1962
89	Ferguson, Robert, WR, Texas A&M	2007-08
11	Fiedler, Jay, QB, Dartmouth	1987
85	Finch, Steve, WR, Elmhurst	1998
72	Fisk, Jason, DT, Stanford	1995-98
29	Fitzgerald, Jamie, CB, Idaho St.	1987
37	Fitzgerald, Mike, CB, Iowa St.	1966-67
85	Flatley, Paul, WR, Northwestern	1963-67
79	Fonoti, Toni, G, Nebraska	2005
62	Foote, Chris, C, USC	1987-91
44	Foreman, Chuck, RB, Miami (Fla.)	1973-79
67	Fowler, Melvin, C, Maryland	2005
50	Fowlkes, Dennis, LB, West Virginia	1983-85
37	Frampton, Eric, S, Washington State	2007-11
40	Frankhauser, Tom, S, Purdue	1962-63
37	Frank, Donald, CB, Winston-Salem	1995
22	Freeman, Steve, S, Mississippi	1987
12	Ferrotte, Gus, QB, Tulsa	2003-04, '08
83	Frisch, David, TE, Colorado State	1996
37	Frye, Phil, RB, California Lutheran	1987
27	Fuller, Corey, CB, Florida State	1995-98
29	Fullington, Darrell, S, Miami (Fla.)	1988-90
63	Fusco, Brandon, C/G, Slippery Rock	2011-12
G G G		
32	Galbreath, Tony, RB, Missouri	1981-83
66	Gallagher, Frank, G, North Carolina	1973
6	Galley, Jim, K, Minnesota	1990
28	Gallishaw, Laroni, CB, Murray St.	2005
90	Galvin, John, LB, Boston College	1989
16	Gannon, Rich, QB, Delaware	1987-92
2	Garcia, Teddy, K, NE Louisiana	1989
54	Garnett, David, LB, Stanford	1993-94, '96
92	Garnett, Winfield, DT, Ohio State	2001
44	Gault, Billy, CB, Texas Christian	1961
78	Gay, William, DE, USC	1988
3	George, Jeff, QB, Illinois	1999
5	George, Ron, LB, Stanford	1997
46/66	Gerak, John, TE/G, Penn St.	1993-96
32	Gerhart, Toby, RB, Stanford	2010-12
56	Gersbach, Carl, LB, West Chester	1971-72
86	Gillespie, Willie, WR, Tenn.-Chattanooga	1987
42	Gilliam, John, WR, South Carolina St.	1972-75
5	Glenn, Jason, LB, Texas A&M	2006
2	Glenn, Vencie, S, Indiana St.	1992-94
82	Glover, Andrew, TE, Grambling	1997-99
4	Goff, Robert, DT, Auburn	1996
73	Goldberg, Adam, G, Wyoming	2004-05
82	Goodridge, Bob, WR, Vanderbilt	1968
68	Goodrum, Charles, G, Florida A&M	1972-78
87/83	Goodwin, Hunter, TE, Texas A&M	1996-98, '02-'03
41	Gordon, Charles, CB, Kansas	2006-08
3	Graham, Scotty, RB, Ohio St.	1993-96
73	Graves, Rory, T, Ohio State	1993
23	Gray, Torrian, S, Virginia Tech	1997-98
50	Grecni, Dick, LB, Ohio	1961
32	Green, Robert, RB, William & Mary	1997
25	Greene, Marcus, CB, Arizona	1984
52	Greenway, Chad, LB, Iowa	2006-12
97	Griffin, Everson, DE, USC	2010-12
23	Griffin, Cedric, CB, Texas	2006-11

24	Griffith, Robert, S, San Diego St.	1994-01
73	Grisby, Otis, DE, Kentucky	2007-08
27/26	Grim, Bob, WR, Oregon St.	1967-71; 76-77
47	Groce, Ron, RB, Macalester	1976
41	Guggemos, Neal, DB, St. Thomas	1986-87
98	Guion, Letroy, DT, Florida State	2008-12
84	Guliford, Eric, WR, Arizona State	1993-94
80	Gustafson, Jim, WR, St. Thomas	1985-90
H H H		
72	Haayer, Adam, T, Minnesota	2002, '04
91/74	Habb, Brian, G, Washington	1988-92
49	Hackbart, Dale, S, Wisconsin	1966-70
90	Haines, John, DT, Texas	1984
28	Haley, Dick, WR, Pittsburgh	1961
5	Hall, Lemanski, LB, Alabama	2000-02
23	Hall, Steven, S, Kentucky	1986
86/28	Hall, Tom, WR, Minnesota	1964-66; 68-69
40	Hall, Windlan, S, Arizona St.	1976-77
61	Hamilton, Wes, G, Tulsa	1976-85
23	Hammonds, Shelly, CB, Penn St.	1995
25	Hampton, Alonzo, CB, Pittsburgh	1990
51	Hanks, Ben, LB, Florida	1996
45	Hannon, Tom, S, Michigan St.	1977-84
55	Hansen, Don, LB, Illinois	1966-67
63	Hanson, Mark, G, Mankato St.	1987
50	Hargrove, Jim, LB, Howard Payne	1967-70
36	Harrell, Sam, RB, E. Carolina	1980-82; 87
35	Harris, Bill, RB, Colorado	1969-70
32	Harris, Darryl, RB, Arizona St.	1988
99	Harris, James, DE, Temple	1993-95
52	Harris, Joe, LB, Georgia Tech	1979
57	Harris, John, S, Arizona St.	1985-86
58/99	Harris, Napoleon, LB, Northwestern	2005-06, 08
57	Harris, Paul, LB, USC	1978
90	Harris, Robert, DE, Southern	1992-94
32	Harris, Steve, RB, Northern Iowa	1987
95/91	Harrison, Martin, DE, Washington	1994-96; 98
48	Harrison, Todd, TE, North Carolina St.	1993
78	Hartenshine, Mike, DT, Penn State	1987
86	Hartwig, Keith, WR, Arizona	2009-12
12	Harvin, Percy, WR, Florida	2009-12
87	Hasler, Clint, WR, Michigan	1975
88	Hasselbeck, Don, TE, Colorado	1984
83/19	Hatchette, Matthew, WR, Langston	1997-00
37	Hawkins, Mike, CB, Oklahoma	2006
58	Hawkins, Rip, LB, North Carolina	1961-65
44	Hayden, Leo, RB, Ohio State	1971
37	Hayes, Ray, RB, Cent. Oklahoma	1961
90	Hazuga, Jeff, DE, Wisconsin-Stout	2001
56	Henderson, E.J., LB, Maryland	2003-11
50	Henderson, Erin, LB, Maryland	2008-12
80	Henderson, John, WR, Michigan	1968-72
30	Henderson, Keith, RB, Georgia	1992
24	Henderson, Wymon, CB, UNLV	1987-88
60	Hernandez, Matt, T, Purdue	1984
67/64	Herera, Anthony, G, Tennessee	2004-11
58	Herron, David, LB, Michigan State	2007-08
79	Hicks, Artis, G, Memphis	2006-09
403	Hicks, Maurice, RB, North Carolina A&T	2008
45	Hilgenberg, Wally, LB, Iowa	1968-79
43	Hill, Gary, S, USC	1965
10	Hill, King, P-QB, Rice	1968
10/13	Hill, Shaun, QB, Maryland	2002-05
89	Hillary, Ira, WR, South Carolina	1990
82	Hilton, Carl, TE, Houston	1986-89
85	Hilton, John, TE, Richmond	1970
98	Hinkle, Chris, DT, Arizona	1992
75/78	Hinton, George, T, Northwestern	1994-95
37	Hitchcock, Jimmy, CB, North Carolina	1998-99
18	Hoag, Ryan, WR, Gustavus Adolphus	2004
44	Hoard, Leroy, RB, Michigan	1996-99
13	Holcomb, Kelly, QB, Middle Tenn. St.	2007
93	Holland, Darius, DT, Colorado	2007
85	Holland, John, WR, Tennessee St.	1974
75	Holloway, Randy, DE, Pittsburgh	1978-84
51	Holmberg, Rob, LB, Penn State	1999
54	Holmes, Bruce, LB, Minnesota	1993
30	Holt, Issiac, CB, Alcorn State	1985-89
2	Horan, Mike, P, Long Beach St.	1986
51	Hough, Jim, G, Utah State	1978-86
55	Houston, Bobby, LB, North Carolina St.	1998
99	Hovan, Chris, DT, Boston College	2000-04
24	Howard, Bryan, S, Tennessee St.	1982
51/99	Howard, David, LB, Long Beach St.	1985-89
91	Howard, Willie, LB, Stanford	2001-02
92	Howell, Leroy, DT, Appalachian St.	1986
82	Howry, Keenan, WR, Oregon	2003-05
56/72	Huffman, David, C/T, Notre Dame	1979-83; 85-90
83	Hultz, Don, DE, Southern Miss.	1963
25/31	Hunter, Will, S, Syracuse	2005-06
67	Humphrey, Jay, T, Texas	1999



David Huffman

76	Hutchinson, Steve, G, Michigan	2006-11
65	Huth, Gary, G, Wake Forest	1961-63
I I I		
84	Iglesias, Jaquain, WR, Oklahoma	2010
4	Igwebuikwe, Donald, K, Clemson	1990
86	Ingram, Darryl, TE, California	1989
22	Irvin, Ken, CB/S, Memphis	2003-05
7	Irvine, Tim, T, Tennessee	1981-93
37	Ismael, Qadry, WR, Syracuse	1993-96
82	Israel, Ron, DB, Notre Dame	2003
J J J		
25	Jackson, Alfred, CB, San Diego St.	1995-96
89	Jackson, Harold, WR, Colorado	1982
76	Jackson, Joe, DT, New Mexico St.	1977
7	Jackson, Tarvaris, QB, Alabama St.	2006-10
83	Jaquet, Nate, WR, San Diego St.	2001-01
89/13	James, Cedric, WR, TCU	2005
47	James, Dick, RB, Oregon	1962
99	James, Erasmus, DE, Wisconsin	2005-07
24	Jefferson, A.J., CB, Fresno State	2012
52	Jenke, Noel, LB, Minnesota	1971
51	Jenkins, Carlos, LB, Michigan St.	1991-94
28	Jenkins, Izel, CB, North Carolina St.	1993
84	Jenkins, Michael, WR, Ohio State	2011-12
57	Jobko, Bill, LB, Ohio State	1963-65
57	Johnson, Bethel, WR, Texas A&M	2006
14	Johnson, Brad, QB, Florida St. 1992-98.	2005-06
14	Johnson, Charlie, NT, Colorado	1982-84
74	Johnson, Charlie, G/T, Oklahoma St.	2011-12
75	Johnson, Chase, T, Wyoming	2007
35	Johnson, Chris, S, San Diego St.	1996
52	Johnson, Dennis, LB, USC	1980-85
4	Johnson, Eddie, P, Idaho State	2003
41	Johnson, Gene, S, Cincinnati	1961
92	Johnson, George, DE, Rutgers	2012
93	Johnson, Henry, LB, Georgia Tech	1980-83
11	Johnson, Jaymar, WR, Jackson St.	2009-10
89	Johnson, Joe, WR, Notre Dame	1992
22	Johnson, Ken, S, Florida A&M	1989-90
22	Johnson, Lee, P, BYU	2001
72	Johnson, Marcus, T, Mississippi	2005-08
55	Johnson, Orlick, LB, Florida A&M	1999
48	Johnson, Sammy, RB, North Carolina	1976-78
97	Johnson, Spencer, DT, Auburn	2004-07
29	Johnson, Tyrell, S, Arkansas State	2008-11
51	Johnstone, Lance, DE, Temple	2001-05
15	Jones, Chris, WR, Jackson St.	2005
26	Jones, Clinton, RB, Michigan St.	1967-72
84	Jones, Hassan, WR, Florida St.	1986-92
21	Jones, Henry, S, Illinois	1981
21	Jones, Mike A., WR, Tennessee St.	2003-85
89	Jones, Mike L., TE, Texas A&M	1990-91
31	Jones, Ruschen, CB, Vanderbilt	2003-04
32	Jones, Shawn, S, Georgia Tech	1993
69	Jones, Wayne, T, Utah	1987
85/43/83/89	Jordan, Andrew, TE, Western Carolina	1994-97; '99-01
22	Jordan, Jeff, S, Tulsa	1965-67
83	Jordan, Steve, TE, Brown	1982-84
83	Joyce, Don, DE, Tulane	1961
K K K		
75	Kail, Matt, T, USC	2008
69	Kallis, Todd, G, Arizona State	1982-93
11	Kapp, Joe, QB, California	1967-69
3	Karlis, Rich, K, Cincinnati	1989-89
29	Kassulke, Karl, DB, Drake	1963-72
48	Katula, Matt, L.S, Wisconsin	2011

39 Kellar, Mark, RB, No. Illinois 1976-78
 20 Kelly, Eric, CB, Kentucky 2001-03
 61 Kelly, Lewis, T/G, South Carolina St. 2001-03
 73 Kennedy, Jimmy, DT, Penn State 2008-10
 82 Kent, Joey, WR, Tennessee 2000
 4 Keys, Brady, CB, Colorado St. 1967
 80 Kidd, Keith, WR, Arkansas 1987
 95 Killings, Cedric, DT, Carson-Newman 2002-03
 38 King, Caleb, RB, Georgia 2011
 24 King, Phil, RB, Vanderbilt 1965-66
 89 Kingsriter, Doug, TE, Minnesota 1973-75
 36 Kirby, John, LB, Nebraska 1964-68
 52 Kirksey, William, LB, Southern Miss. 1990
 85 Kleinasser, Jim, TE/FB, No. Dakota 1999-11
 45 Kluske, Chris, P, UCLA 2002-12
 25 Knoff, Kurt, S, Kansas 1979-82
 66 Koch, Greg, G, Arkansas 1987
 96 Koldziej, Ross, Wisconsin 2006
 26 Kosens, Terry, S, Hofstra 1963
 89 Kramer, Kent, TE, Minnesota 1969-70
 9 Kramer, Tommy, QB, Rice 1977-89
 22 Krause, Paul, S, Iowa 1968-79
 78 Kropog, Troy, G, Tulane 2012
 5 Krueger, Todd, QB, Northern Michigan 1987

L L L

59 Lacey, Bob, C, North Carolina 1964
 63 Lacinia, Corbin, G, Augustana 1999-02
 21 Lamson, Chuck, S, Wyoming 1962-63
 58 Langer, Jim, C, South Dakota St. 1980-81
 52 Lapham, Bill, C, Iowa 1961
 77 Larsen, Gary, DT, Concordia 1965-74
 82 Lash, Jim, WR, Northwestern 1973-76
 65 Lawson, Steve, G, Kansas 1973-75
 51 Leber, Ben, LB, Kansas State 2006-10
 80 LeCount, Terry, WR, Florida 1979-83; '87
 32 Lee, Amp, RB, Florida State 1994-96
 19 Lee, Bob, QB/P, Pacific 1969-72; '75-78
 39 Lee, Carl, CB, Marshall 1983-93
 57 Leman, J, LB, Illinois 2009
 59 Leo, Jim, DE, Cincinnati 1961-62
 31 Lester, Darrell, RB, McNeese St. 1964
 49 Lewis, Dave, RB, Northern Iowa 1967
 17 Lewis, Greg, WR, Illinois 2009-10
 87 Lewis, Leo, WR, Missouri 1981-91
 43 Liddiard, Brody, TE/L, Colorado 2001-03
 73 Linden, Eric, T, Houston 1962-65
 6/62 Lindsay, Everett, OL, Mississippi 1993-98; 2001-03
 21 Lindsey, Jim, RB, Arkansas 1966-72
 76 Lingenfelter, Bob, T, Nebraska 1978
 55 Livingston, Cliff, LB, UCLA 1962
 13 Livingston, Mike, QB, SMU 1980
 76 Liwienski, Chris, T/G, Indiana 1998-05
 70 Lohdolt, Phil, T, Oklahoma 2009-12
 46 Loeffler, Cullen, LS, Texas 2004-12
 38 Louallen, Fletcher, S, Livingston 1987
 8 Longwell, Ryan, K, California 2006-11
 75/73Love, DeMarcus, DT, Arkansas 2011-12
 73 Love, Terry, S, Murray State 1987
 63 Lowdermilk, Kirk, C, Ohio State 1985-92
 25 Lowe, Omare, S, Washington 2004
 57 Luce, Derrel, LB, Baylor 1979-80
 75 Lurtsema, Bob, DE, West. Michigan 1971-76
 27 Lush, Mike, S, East Stroudsburg 1986
 35 Lynch, James, FB, Maryland 2003
 96 Lyon, Billy, DL, Marshall 2003

M M M

71 MacDonald, Mark, G, Boston Coll. 1985-88
 46 Mackbee, Earsell, CB, Utah St. 1965-69
 69 Malano, Mike, G, San Diego St. 2002
 75 Manley, James, DT, Vanderbilt 1996-97
 17 Mann, Maurice, WR, Washington 2006
 4 Manning, Archie, QB, Mississippi 1983-84
 91 Manuskus, Greg, LB, Colgate 1991-93
 49 Marinaro, Ed, RB, Cornell 1972-75
 70 Marshall, Larry, DE, Ohio State 1961-79
 48 Marshall, Jimmy, S, Maryland 1974
 55 Martin, Amos, LB, Louisville 1972-76
 89 Martin, Billy, TE, Georgia Tech 1968
 56/94/98/57 Martin, Chris, LB, Auburn 1984-88
 79 Martin, Doug, DE, Washington 1980-89
 90 Martin, Steve, DT, Missouri 2004
 20 Mason, Tommy, RB, Tulane 1961-66
 66 Maurer, Andy, G, Oregon 1974-75
 5 May, Chad, QB, Kansas State 1995
 88 May, Marc, TE, Purdue 1987
 35 Mayberry, Doug, RB, Utah St. 1961-62
 23 Mayes, Mike, CB, LSU 1991
 53 Mayes, Kivusama, LB, North Carolina 1998-99
 73 Mays, Stafford, DT, Washington 1987-88
 31/21McCauley, Marcus, CB, Fresno St. 2007-08
 33 McClanahan, Brent, RB, Arizona St. 1973-80

96 McClendon, Skip, DE, Arizona St. 1992
 15 McCormick, John, QB/P, Massachusetts 1962
 84/80 McCullum, Sam, WR, Montana St. 1974-75; 82-83
 74 McCurry, Mike, G, Indiana 1987
 58 McDaniel, Ed, LB, Clemson 1992-01
 64 McDaniel, Randall, G, Arizona St. 1988-99
 88 McDole, Mardye, WR, Mississippi St. 1981-83
 34 McDonald, Ramos, CB, New Mexico 1998-99
 93 McElhenry, Hugh, RB, Washington 1961-62
 60 McElroy, Reggie, T, West Texas St. 1994
 56 McGill, Mike, LB, Notre Dame 1968-70
 37 McGriggs, Lamar, S, West. Illinois 1993-94
 66 McKeever, Marlin, TE, USC 1967
 58 McKenzie, Tyrone, LB, South Florida 2012
 2002-10
 56 McKinnie, Bryant, T, Miami (Fla.) 2002-10
 9 McMahon, Jim, QB, BYU 1993
 26 McMillan, Audray, CB, Houston 1989-93
 60 McMullen, Billy, WR, Virginia 2006
 5 McNabb, Donovan, QB, Syracuse 2011
 12 McNeil, Tom, P, Stephen F. Austin 1970
 54 McNeill, Fred, LB, UCLA 1974-85
 60 McQuaid, Dan, T, UNLV 1988
 32 McVatters, Bill, RB, North Texas 1964
 87 McWilliams, Johnny, TE, USC 2000
 53 Meambar, Tim, LB, Washington 1985
 18 Mercer, Mike, K, Arizona St. 1961-62
 57 Merriweather, Mike, LB, Pacific 1989-92
 56 Meylan, Wayne, LB, Nebraska 1966
 98 Micech, Phil, DE, Wis.-Platteville 1987
 21 Michel, Tom, RB, East Carolina 1964
 84 Middleton, Drew, WR, Auburn 1961
 75 Millard, Keith, DT, Washington St. 1985-91
 55/59 Miller, Corey, LB, South Carolina 1999
 87 Miller, Kevin, WR, Louisville 1978-80
 57 Miller, Larry, QB, Northern Iowa 1987
 35 Miller, Robert, RB, Kansas 1975-80
 14 Miller, Romano, QB, Mississippi 2001
 64 Million, Ted, G, Duke 1987
 2007-09
 45 Mills, Garrett, TE, Tulsa 2007-09
 45 Mills, John Henry, FB, Wake Forest 1999
 21 Mincy, Charles, S, Washington 1995
 92 Mitchell, Jayme, DE, Mississippi 2006-10
 55 Mitchell, Marvin, LB, Tennessee 2012
 68 Mitchell, Mel, G, Tennessee St. 2080
 71 Mitrone, Matt, DT, Purdue 2005
 79 Mixon, Kenny, DE, LSU 2002-04
 90 Molden, Fred, DT, Jackson State 1987
 94 Monty, Pete, LB, Wisconsin 2001
 1 Moon, Warren, QB, Washington 1994-96
 45 Moore, Leonard, RB, Jackson St. 1987
 36 Moore, Manfred, RB, USC 1977
 30 Moore, Melwede, RB, Tulane 2004-07
 31 Morgan, Don, S, Nevada-Reno 1999-01
 35 Morrell, Cullen, S, BYU 1985-86
 40 Morris, Jack, CB, Oregon 1961
 68 Morris, Mike, C, NE Missouri St. 1991-99
 33 Morrow, Harold, RB, Auburn 1996-02
 67 Mosley, C.J., -Missouri 2005
 79 Moss, Eric, OL, Ohio State 1998-04
 84 Moss, Randy, WR, Marshall 1998-04; '10
 24 Mostardi, Rich, S, Kent State 1961
 86 Mularike, Mike, TE, Florida 1983-88
 77 Mullaney, Mark, DE, Colorado St. 1975-87
 31 Munsey, Nelson, CB, Wyoming 1978
 88 Murphy, Fred, TE, Georgia Tech 1961
 19 Murphy, Yo, WR, Idaho 1999
 3 Murray, Eddie, K, Tulane 1997
 74 Myers, Frank, T, Texas A&M 1978-80

N N N

51/59 Najarian, Pete, LB, Minnesota 1987
 59 Nance, Martin, WR, Miami (OH) 2006
 15 Nantell, Mike, LB, Florida 2003-04
 28 Ned, Larry, RB, San Diego St. 2003-04
 17 Nelson, Ben, WR, Saint Cloud St. 2004
 1 Nelson, Chuck, K, Washington 1986-88
 20 Nelson, Darrin, RB, Stanford 1982-85; 91-92
 32 Nelson, David, RB, Heidelberg 1984
 56 Nelson, Jim, LB, Penn St. 2000-02
 38 Nelson, Rhett, CB, Colorado St. 2003-04
 93 Newbill, Richard, LB, Miami (Fla.) 1990
 52 Newman, Keith, LB, North Carolina 2004-05
 66 Newman, Pat, WR, Utah State 2000-05
 18 Newsome, Harry, P, Wake Forest 1990-93
 96 Newton, Tim, DT, Florida 1985-89
 71 Niehaus, Steve, DT, Notre Dame 1997
 99 Nix, Roosevelt, DT, Cental St. 1994
 9 Noga, Al, DE, Hawaii 1988-92
 49 Nord, Keith, S, St. Cloud St. 1979-85
 97 Norman, Tom, DE, Iowa State 1987
 90 Northern, Gabe, DE/LB, LSU 2000
 85 Novoselsky, Brent, TE, Pennsylvania 1989-94

O O O

89 Obee, Terry, WR, Oregon 1991
 74 O'Brien, Dave, G, Boston Coll. 1963-64
 96 O'Neal, Andre, LB, Marshall 2001
 7 O'Sullivan, J. T., QB, Cal-Davis 2005
 24 Offord, Willie, S, South Carolina 2002-05
 55 Onatolu, Kenny, LB, Nebraska-Omaha 2009-11
 69 Ori, Frank, G, Northern Iowa 1987
 31 Osborne, Clancy, LB, Arizona St. 1961-62
 41 Osborn, Dave, RB, North Dakota 1965-75
 89/49/45 Owens, Richard, TE, Louisville 2004-06

P P P

88 Page, Alan, DT, Notre Dame 1967-78
 24 Page, Jarrod, S, UCLA 2011
 22 Palmer, David, WR/OL, Alabama 1994-00
 51 Palmer, Mitch, LS, Colorado St. 2000
 27 Parker, Anthony, CB, Arizona St. 1992-94
 81 Parks, Rickey, WR, Ark.-Pine Bluff 1987
 40 Paschal, Doug, RB, North Carolina 1980-81
 79 Patton, Jerry, DT, Nebraska 1970
 95 Paup, Bryce, DE, Northern Iowa 2001
 41 Paymah, Karl, CB, Washington St. 2009
 31 Payton, Eddie, RB, Jackson St. 1980-82
 24 Pearson, Jayvise, S, Washington 1993
 66 Pencestoc, John, G, UCLA 1967
 68 Perreault, Pete, G, Long Beach St. 1971
 31 Perry, Jason, S, North Carolina St. 2002
 22 Pesonen, Dick, CB, Minn.-Duluth 1961
 28 Peterson, Adrian, RB, Oklahoma 2007-12
 66 Peterson, Ken, C, Utah 1961
 33 Phillips, Anthony, CB, Texas A&M-Kingsville 1998
 30 Phillips, Bobby, RB, Virginia Union 1995
 82 Phillips, Jim, WR, Auburn 1965-67
 75/79/91 Phillips, Joe, DT, SMU 1986; '99
 22 Pinner, Artose, RB, Kentucky 2006
 63 Ploeger, Kurt, DT, Gustavus Adolphus 1987
 86 Poage, Ray, TE, Texas 1963
 29 Pohlt, Randy, S, Stanford 1974
 2011-12
 7 Porter, Christian, QB, Florida St. 1973
 52 Porter, Ron, LB, Idaho 1968
 24 Powell, Art, WR, San Jose St. 1966
 83 Powers, John, TE, Notre Dame 1968
 30 Prentice, Travis, RB, Miami (Ohio) 2001
 79 Prestel, Jim, DT, Idaho 1961-65
 19 Priest, Anthony, CB, Washington St. 1996-97
 28 Prosvot, Ted, CB, Ohio State 1997-97
 66 Pyle, Palmer, G, Michigan St. 1964

Q Q Q

92 Quinn, Kelly, LB, Michigan St. 1987

R R R

64 Rabold, Mike, G, Indiana 1961-62
 60 Radovich, Drew, T, USC 2008
 9 Ramsey, Patrick, QB, Tulane 2010
 93 Randle, John, DT, Texas A&I 1990-00
 34 Randolph, Al, CB, Iowa 1973
 28 Rashad, Ahmad, WR, Oregon 1976-82
 52 Rasmussen, Randy, G, Minnesota 1987-89
 30/41Raymond, Mistral, S, South Florida 2011-12
 11 Reeves, John, QB, Florida 1979-83
 22 Redwine, Jarvis, RB, Nebraska 1981-85
 37 Reed, Bob, RB, Pacific 1962-63
 91 Reed, D'Aundre, DE, Arizona 2011-12
 86 Reed, Jake, WR, Grambling 1991-99; 01
 32 Reed, Oscar, RB, Colorado St. 1968-74
 73 Rehder, Tom, G, Notre Dame 1992
 89 Reichow, Jerry, WR, Iowa 1961-64
 83/89 Reisinger, Allen, TE, Iowa 2011-12
 56 Reilly, Mike, LB, Iowa 1969
 14 Renfro, Gilbert, QB, Tennessee St. 1990
 19 Rentzel, Lance, WR, Oklahoma 1965-66
 7 Reynad, Fuad, K, Tennessee 1990-95
 82 Reynaud, Darius, WR, West Virginia 2008-09
 88 Rhymes, Buster, WR, Oklahoma 1985-87
 1 Ricardo, Benny, K, San Diego St. 2003
 36 Rice, Allen, RB, Baylor 1984-90
 18 Rice, Sidney, WR, South Carolina 2007-10
 89 Richardson, Greg, WR, Alabama 1987-88
 5 Richardson, Kyle, P, Arkansas St. 2002
 49 Richardson, Tony, FB, Auburn 2006-07
 78 Riley, Steve, T, USC 1974-84
 98 Robbins, Fred, DT, Wake Forest 2000-03
 95 Robinson, Gerald, DE, Auburn 1986-87
 21 Robinson, Josh, CB, Central Florida 2012
 87 Robinson, Koren, WR, N.C. State 2005
 87 Robinson, Brian, WR, So. Carolina 2004-06
 96 Robison, Marcus, DE, Texas 2007-12
 60 Rodenhauer, Mark, C, Illinois St. 1989
 29 Rogers, Chris, CB, Howard 1999
 58 Rogers, Nick, LB, Georgia Tech 2002-03
 76 Roller, Dave, DT, Kentucky 1979-80
 47 Rose, George, CB, Auburn 1964-66

2/18 Rosenfels, Sage, QB, Iowa St.	2009, '11
75 Rosenthal, Mike, T, Notre Dame	2003-06
28 Rosnagle, Ted, S, Portland St.	1985, 87
37 Ross, Derek, CB, Ohio St.	2004
68 Rouse, Curtis, G, Tenn.-Chattanooga	1982-86
89 Rowe, Ray, TE, San Diego State	1994
47 Rowland, Justin, CB, Tex. Christian	1996
54 Rubke, Karl, LB, USC	1961
57 Rudd, Dwayne, LB, Alabama	1997-00
82 Rudolph, Kyle, TE, Notre Dame	2011-12
65 Ruether, Mike, C, Texas	1994
75 Russ, Pat, DT, Purdue	1963
27 Russell, Brian, S, San Diego St.	2002-04
48 Rutland, Reggie, CB, Georgia Tech	1987-92

555

12 Salisbury, Sean, QB, USC	1990-94
72 Sams, Ron, C, Pittsburgh	1984
89 Sanders, Ken, DE, Howard Payne	1980-81
33 Sanford, Jamarca, S, Mississippi	2009-12
22 Sapp, Benny, CB, Northern Iowa	2008-09, '11
78 Sapp, Bob, G, Washington	1997-98
59 Sauer, Craig, LB, Minnesota	2000
97 Sawyer, Talance, DE, UNLV	1999-03
4 Saxon, Mike, P, San Diego St.	1994-95
78 Scardina, John, T, Lincoln	1987
89 Schenk, Ed, TE, Central Florida	1987
86 Schmidt, Roy, G, Long Beach St.	1971
54 Schmitz, Bob, LB, Montana	1966
85 Schnellert, Bob, TE, Bowling Green	1961
60 Schreiber, Adam, C, Texas	1990-93
53 Schuh, Jeff, LB, Minnesota	1986
76 Schwartz, Geoff, G, Oregon	2012
41 Scott, Carey, CB, Kentucky St.	2002
98 Scott, Darion, DE, Ohio St.	2004-07
50 Scott, Randy, LB, Alabama	1987
38 Scott, Todd, S, SW Louisiana	1991-94
13 Scribner, Buckley, P, Kansas	1987-89
60 Selesky, Ron, C, North Central	1987
34 Sendejo, Andrew, S, Rice	2011-12
57 Sendlein, Robin, LB, Texas	1981-84
81 Senser, Joe, TE, West Chester St.	1979-84
29 Seungawa, Wasswa, CB, UCLA	2000-01
45 Sharrock, Ed, CB, Pittsburgh	1962-72
42 Sharpner, Darren, S, William & Mary	2005-08
14 Shaw, George, QB, Oregon	1961
25 Shaw, Terrance, CB, S.F. Austin	2004
73 Shay, Jerry, DT, Purdue	1966-67
59 Sheppard, Ashley, LB, Clemson	1993-95
29 Sheppard, Lito, CB, Florida	2010
35 Shereis, Marcus, CB, Minnesota	2010-12
43 Sherman, Will, WR, St. Mary's	1961
81 Shiancoe, Visanthe, TE, Morgan St.	2007-11
77 Shields, Lebron, DE, Tennessee	1961
82/86 Shuler, Mickey, TE, Penn State	2010-11
50 Siemon, Jeff, LB, Stanford	1972-82
63 Simkus, Arnold, DT, Michigan	1967
75 Simpson, Howard, T, Auburn	1964
81 Simpson, Jerome, WR, Coastal Carolina	2012
57 Sims, William, LB, SW Louisiana	1994
9 Sisson, Scott, C, Georgia Tech	1996
25 Slaton, Mark, S, South Dakota	1987
74 Smiley, Larry, DE, Texas So.	1973
30 Smith, Cedric, RB, Florida	1990
25 Smith, Daryl, CB, North Alabama	1989
24 Smith, Dwight, S, Akron	2006-07
95/92 Smith, Fernando, DE, Jackson St.	1994-97, 00
87 Smith, Gordon, TE, Missouri	1961-65
91 Smith, Greg, DT, Kansas	1984
22 Smith, Harrison, S, Notre Dame	2012
43 Smith, Jim, RB, Elon	1987
90 Smith, Khreem, DE, Oklahoma St.	2006
79 Smith, Lyman, DT, Duke	1978
32 Smith, Ontario, RB, Oregon	2003-04
57 Smith, Raonall, LB, Washington St.	2002-05
26/20 Smith, Robert, RB, Ohio St.	1993-00
74 Smith, Robert, DE, Grambling	1985
47 Smith, Rod, CB, Notre Dame	1996
74 Smith, Steve, DE, Michigan	1968-70
40 Smith, Wayne, CB, Purdue	1987
27/21 Smoot, Fred, CB, Mississippi St.	2005-06
16 Snead, Norm, QB, Wake Forest	1971
44 Snider, Matt, FB, Richmond	2001
49 Solomon, Ariel, G, Colorado	1996
64 Solomon, Jesse, LB, Florida St.	1986-89
31 Spencer, Willie, RB, no college	1976
44/45 Stackhouse, Charles, FB, Mississippi	2003
34 Starks, Tim, CB, Kent State	1987
82 Steele, Robert, WR, No. Alabama	1979
52 Stein, Bob, LB, Minnesota	1975
3 Stenerud, Jan, K, Montana St.	1984-85
74 Stensrud, Mike, DT, Iowa State	1986



Orlando Thomas

73 Stepanek, Joe, DT, Minnesota	1987
95 Stephens, Mac, LB, Minnesota	1991
73 Steussie, Todd, T, California	1994-00
28 Stewart, James, RB, Miami (Fla.)	1995
95 Stewart, Mark, LB, Washington	1983-84
27 Stills, Ken, S, Wisconsin	1990
82 Stonebreaker, Steve, LB/TE, Detroit	1962-63
94 Strauthers, Fred, DE, Jackson St.	1989-91
53 Strickland, Thomas, LB, Purdue	1993
77 Stringer, Corey, T, Ohio State	1995-00
55 Studwell, Scott, LB, Illinois	1977-90
65 Sullivan, John, C, Notre Dame	2008-12
26 Sumner, Charlie, CB, Wm. & Mary	1961-62
64 Sunde, Milt, G, Minnesota	1964-74
69 Sutherland, Doug, DT, Superior St.	1971-81
72 Sutton, Archie, T, Illinois	1965-67
94 Sverchek, Paul, DT, Cal-Poly SLO	1984-85
52 Swain, Bill, LB, Oregon	1964
29 Swain, John, CB, Miami	1981-84
67 Swilley, Dennis, C, Texas A&M	1977-83; 85-87

T T

38 Tahi, Nauhauf, FB, BYU	2009
29 Tanigawa, Wally, LB, West Virginia	1996
55 Talley, Darryl, LB, West Virginia	2006
44 Tapeh, Thornton, FB, Minnesota	2008
28/83 Tate, Robert, CB/WR, Cincinnati	1961-66; 72-78
33 Tatman, Pete, RB, Nebraska	1997-01
66 Tausch, Terry, G, Texas	1982-88
29 Taylor, Chester, RB, Toledo	2006-09
90 Taylor, Eric, DE, Memphis	2005
89 Taylor, Travis, WR, Florida	2005-06
3 Teal, Willie, CB, LSU	1990
67 Teeter, Mike, DT, Michigan	1981-86
46 Tennell, Derek, TE, UCLA	1992-93
27 Thibodeaux, Keith, CB, Northwestern St.	1999-01
35 Thomas, Andre, RB, Mississippi	1987
51 Thomas, Broderick, LB, Nebraska	1995
54/55 Thomas, Dontarrious, LB, Auburn	2004-08
97 Thomas, Henry, DT, LSU	1987-94
42/43 Thomas, Orlando, S, SW Louisiana	1995-01
94 Thornton, John, DT, Cincinnati	1993
87/83 Tice, Mike, TE, Maryland	1992-93; 95
74 Tillemann, Mike, DT, Montana	1966
53 Tingelhoff, Mick, C, Nebraska	1962-78
51 Tobey, Dave, LB, Oregon	1966-67
29 Todman, Jordan, RB, Connecticut	1993
13 Torretta, Gino, QB, Miami	2001
33 Triplett, Mel, RB, Toledo	1961-62
32 Truelove, Tony, RB, Livingston	1987-93
89 Truitt, Olanda, WR, Mississippi St.	1993
98/95 Tualo, Esera, DT, Oregon St.	1992-96
38 Tucker, Bob, TE, Bloomsburg St.	1977-80
27 Turner, John, S, Miami	1978-83; 85-87
29 Turner, Maurice, RB, Utah St.	1984-85
61 Turner, Mike, T, Louisiana St.	1987

U U

95 Udez, Kenechi, DE, USC	2004-08
53 Ulmer, Artie, LB, Valdosta St.	1997

V V

15 VanderKelen, Ron, QB, Wisconsin	1963-67
37 Vanhose, Sean, CB, Howard	1996
25 Vargo, Larry, S, Detroit	1964-65
63 Vaughn, Ruben, DT, Colorado	1984
71 Vella, John, T, USC	1980
63 Vellome, Jn, G, USC	1966-70
83 Voigt, Stu, TE, Wisconsin	1970-80

W W

88 Waddy, Bill, WR, Colorado	1984
21 Wade, Bobby, WR, Arizona	2007-08
31 Waggoner, Dan, S, Kansas	1984
54 Waiters, Van, LB, Indiana	1992
39 Walden, Bobby, P, Georgia	1964-67

49 Walker, Adam, RB, Carthage	1987
26 Walker, Denard, CB, LSU	2010
41 Walker, Frank, CB, Tuskegee	2003
34 Walker, Herschel, RB, Georgia	1989-91
6 Walker, Jay, QB, Howard	1996-97
93 Walker, Jimmy, DT, Arkansas	1987
25 Wallace, Jackie, CB, Arizona	1973-74
3 Walsh, Blair, K, Georgia	2012
81 Walsh, Chris, WR, Stanford	1994-02
82 Walters, Troy, WR, Stanford	2000-01
72 Ward, John, G/DT, Oklahoma St.	1970-75
59 Warwick, Lonnie, LB, Tenn. Tech	1965-72
20 Washington, Dewayne, CB, N.C. State	1994-97
84 Washington, Gene, WR, Michigan St.	1967-72
80 Washington, Harry, WR, Colorado St.	1978
96 Washington, Keith, DE, UNLV	1995
14 Webb, Joe, QB, Alabama-Birmingham	2010-12
68 Webster, Kevin, C, Northern Iowa	1987
32 Welbome, Trepp, S, Michigan	1992
66 Welch, Thomas, T, Vanderbilt	2010
15 Wells, Mike, QB, Illinois	1973-74
40 West, Charlie, S, UTEP	1968-73
35 West, Ronnie, WR, Pittsburgh St.	1990
92 Westbrooks, David, DE, Howard	1990
3 Wheeler, Leonard, CB, Troy St.	1997
62 Whitaker, Danta, TE, Miss. Valley St.	1992
27 Whitaker, Ronnell, CB, Virginia Tech	2006-07
62 White, Brad, DT, Tennessee	1987
62 White, Ed, G, California	1969-77
72 White, James, DT, Oklahoma St.	1976-83
97 White, Jose, DT, Howard	1995
85 White, Sammy, WR, Grambling	1976-86
65 Whittle, Jason, C, SW Missouri St.	2006
85 Wiggins, Jermaine, TE, Georgia	2004-06
41 Wilcott, Solomon, S, Colorado	1991
94 Wiley, Chuck, DE, LSU	2002-04
82 Williams, A.D., WR, Pacific	1987
98 Williams, Ben, DE, Minnesota	2002-08
29 Williams, Brian, CB, North Carolina St.	1999
23 Williams, Jeff, RB, Oklahoma St.	1966
58 Williams, Jimmy, LB, Nebraska	1990-91
93 Williams, Kevin, DT, Oklahoma St.	2003-12
20 Williams, Madieu, S, Maryland	2008-10
21/20 Williams, Moe, RB, Kentucky	1996-00; 02-05
94 Williams, Pat, DT, Texas A&M	2005-07
25 Williams, Tank, S, Stanford	2006-07
44 Williams, Troy, DT, Memphis	1997-00
44 Williams, Walt, CB, New Mexico St.	1981-82
19/82 Williamson, Troy, WR, So. Carolina	2005-07
80 Willis, Leonard, WR, Ohio State	1976
59/54 Wilson, Antonio, LB, TX A&M-Comm.	2000-02
27 Wilson, Brett, RB, Illinois	1987
24 Wilson, David, S, California	1992
15 Wilson, Tom, RB, no college	1963
11 Wilson, Wade, QB, East Texas St.	1981-91
45 Wilson, Wayne, RB, Shepherd	1986
26 Winfield, Antoine, CB, Ohio St.	2004-12
6 Winfrey, Carl, LB, Wisconsin	1971
60 Winston, Roy, LB, LSU	1962-76
29 Wise, Phil, S, Nebraska-Omaha	1977-79
79 Wisne, Jerry, T, Notre Dame	2001
60 Withrow, Cory, C, Washington St.	1999-05
44 Wofford, James, RB, UNLV	1990
73 Woffley, Craig, G, Syracuse	2002
33 Womack, Jeff, RB, Memphis St.	1987
51 Wong, Kailee, LB, Stanford	1998-01
5 Wood, Mike, P, Missouri State	1978
22 Wood, Barry, RB, Virginia	1993
95 Worthen, Shawn, DT, TCU	2001
59 Wright, Fearon, LB, Rhode Island	2001
22 Wright, Felix, S, Drake	1991-92
17 Wright, Jarvis, WR, Arkansas	2001
22 Wright, Jeff, S, Minnesota	1971-78
20 Wright, Kenny, CB, Northwestern St.	1999-01
43 Wright, Nate, CB, San Diego St.	1978
47 Wymys, Ellis, DT, Mississippi St.	2001-80
3 Wynn, Sperguson, QB, SW Texas St.	2001

Y Y

91 Yakovonis, Ray, DT, E. Stroudsburg	1980-83
73 Yary, Ron, T, USC	1968-81
50 Yates, Max, LB, Marshall	2003-04
34 Young, Albert, RB, Iowa	2009-10
34 Young, Jim, RB, Queens Ontario	1965-66
34 Young, Rickey, RB, Jackson St.	1978-83
72 Youso, Frank, T, Minnesota	1961-62

Z Z

51 Zaunbrecher, Godfrey, C, LSU	1971-73
65 Zimmerman, Gary, T, Oregon	1986-92

VIKINGS ALL-TIME GAMES PLAYED/STARTED

Player	Pos.	Years	Regular Season Games	
			Played	Started
Jim Marshall.....	DE	1961-79	270	270
Mick Tingelhoff.....	C	1962-78	240	240
Fred Cox.....	K	1963-77	210	0
Carl Eller.....	DE	1964-78	209	201
Scott Studwell.....	LB	1977-90	202	160
Ron Yary.....	T	1968-81	199	180
Grady Alderman.....	T	1961-74	194	178
Randall McDaniel.....	G	1988-99	190	188
Roy Winston.....	LB	1962-76	190	160
Tim Irwin.....	T	1981-93	188	181
Cris Carter.....	WR	1990-01	188	177
Jim Kleinsasser.....	TE	1999-11	181	130
Bill Brown.....	RB	1962-74	180	111
Steve Jordan.....	TE	1982-94	178	149
Fran Tarkenton.....	QB	1961-66, '72-78	177	171
John Randle.....	DT	1990-00	176	150
Paul Krause.....	S	1968-79	171	150
Carl Lee.....	CB	1983-93	169	144
Alan Page.....	DT	1967-78	160	157
Matt Blair.....	LB	1974-85	160	130
Bobby Bryant.....	CB	1968-80	160	128
Fred McNeill.....	LB	1974-85	157	121
Wally Hilgenberg.....	LB	1968-79	157	116
Kevin Williams.....	DT	2003-12	156	156
Jeff Siemon.....	LB	1972-82	156	149
Cris Doleman.....	DE	1985-93, '99	154	142
David Dixon.....	G	1994-04	152	134
Mark Mullaney.....	DE	1975-87	151	97
Matt Birk.....	C	1998-08	146	123
Milt Sunde.....	G	1964-74	146	113
Mike Morris.....	LS	1991-99	144	0
Ed Sharockman.....	CB	1961-72	141	126
Leo Lewis.....	WR	1981-91	140	150
Dennis Swilley.....	C	1977-83, '85-87	139	101
Cullen Loeffler.....	LS	2004-12	139	0
Steve Riley.....	T	1974-84	138	128
Joey Browner.....	S	1983-91	138	115
Gary Larsen.....	DT	1965-74	136	115
Doug Sutherland.....	DT	1971-80	136	90
Dave Osborn.....	RB	1965-75	135	69
Jake Reed.....	WR	1991-99, '01	134	83
Chris Walsh.....	WR	1994-02	134	4
Anthony Carter.....	WR	1985-93	133	126
Bryant McKinnie.....	T	2002-10	132	131
Karl Kasulke.....	S	1963-72	131	117

Stu Voigt.....	TE	1970-80	131	80
Greg Coleman.....	P	1878-87	130	0
Darrin Nelson.....	RB	1982-89, '91-92	129	67
Paul Dickson.....	DT	1961-70	128	83
Sammy White.....	WR	1976-86	127	117
Tommy Kramer.....	QB	1977-89	127	110
David Huffman.....	OL	1979-83, '85-90	127	22
Chris Luke.....	P	2005-12	127	0
Doug Martin.....	DE	1980-89	126	94
Nate Wright.....	CB	1971-80	126	89
Ed McDaniel.....	LB	1992-01	125	110
E.J. Henderson.....	LB	2003-11	125	105
Ed White.....	G	1969-77	122	95
Antoine Winfield.....	CB	2004-12	119	115
Wes Hamilton.....	S	1976-85	119	93
Robert Griffith.....	G	1994-01	119	88
Henry Thomas.....	DT	1987-94	118	117
Tommy Hanson.....	S	1977-84	117	103
Moe Williams.....	RB	1996-00, '02-05	117	10
James White.....	DT	1976-83	116	77
Kirk Lowdermilk.....	C	1985-92	114	86
Randy Moss.....	WR	1998-04, '10	113	108
Todd Steussie.....	T	1994-00	111	111
Jim Hough.....	G	1978-86	111	78
Gary Zimmerman.....	T	1986-92	108	108
Alfred Anderson.....	RB	1984-91	108	71
Everett Lindsay.....	OL	1993-98, '01-03	104	31
Ted Brown.....	RB	1979-86	103	73
John Turner.....	DB	1978-83, '85, '87	103	70
Randy Holloway.....	DE	1978-84	103	31
Jeff Christy.....	C	1993-99	101	92
Hassan Jones.....	WR	1986-92	100	55
Harold Morrow.....	RB	1996-02	99	2
Ahmad Rashad.....	WR	1976-82	98	95
Orlando Thomas.....	S	1995-01	98	87
Robert Smith.....	RB	1993-00	98	72
Charles Goodrum.....	G	1973-79	97	74
Chad Greenway.....	LB	2006-12	96	95
Ryan Longwell.....	K	2006-11	96	0
Brent McClanahan.....	RB	1973-80	95	20
Chuck Foreman.....	RB	1973-79	94	84
Brian Robison.....	DE	2007-12	94	38
Korey Stringer.....	T	1995-00	93	91
Chris Liwinski.....	G	1998-05	93	74
Pat Williams.....	DT	2005-10	93	93
Larry Bowie.....	G	1962-68	92	81
Lonnie Warwick.....	LB	1965-72	91	84

VIKINGS ALL-TIME GAMES STARTED BY ROOKIES

Player	Pos.	Year	Acquired	Starts
Gary Zimmerman.....	T	1986	FA (USFL)	16
Todd Steussie.....	T	1994	D1a (19)	16
Dewayne Washington.....	CB	1994	D1a (18)	16
Kevin Williams.....	DE	2003	D1 (9)	16
Matt Kalil.....	T	2012	D1a (4)	16
Harrison Smith.....	S	2012	D1b (29)	16
Anthony Carter.....	WR	1985	FA (USFL)	15
Randall McDaniel.....	G	1988	D1 (19)	15
Korey Stringer.....	T	1995	D1b (24)	15
Kenechi Udezue.....	DE	2004	D1 (20)	15
Phil Loadholt.....	T	2009	D2 (54)	15
Rip Hawkins.....	LB	1961	D2 (15)	14
Chuck Lamson.....	S	1962	D4 (43)	14
Mick Tingelhoff.....	C	1962	FA	14
Lee Calland.....	CB	1963	FA	14
Paul Flatley.....	WR	1963	D4 (44)	14
Carl Eller.....	DE	1964	D1 (6)	14
Sammy White.....	WR	1976	D2 (54)	14
Alfred Anderson.....	RB	1984	D3 (67)	14
Tim Newton.....	DT	1985	D6 (164)	14
George Rose.....	CB	1964	D3 (34)	13
Jackie Wallace.....	CB	1973	D2 (34)	13
Chris Doleman.....	LB	1985	D1b (4)	13
Chris Hovan.....	DT	2000	D1 (26)	13
Michael Bennett.....	RB	2001	D1 (27)	13
Karl Kasulke.....	S	1963	W (Det)	12
Hal Bedsole.....	TE	1964	D2 (19)	12
Doug Davis.....	T	1966	D5a (72)	12
Henry Thomas.....	DT	1987	D3 (72)	12
Everett Lindsay.....	OL	1993	D5 (133)	12
Andrew Jordan.....	TE	1994	D6 (179)	12
Derrick Alexander.....	DE	1995	D1a (11)	12
Kenny Wright.....	CB	1999	D4a (120)	12
Joe Kapp.....	QB	1967	FA (CFL)	11
Chuck Foreman.....	RB	1973	D1 (12)	11
Alan Page.....	DT	1967	D1c (15)	11
Frank Myers.....	T	1978	FA	11
Orlando Thomas.....	S	1995	D2a (42)	11
Randy Moss.....	WR	1998	D1 (21)	11

Eric Kelly.....	CB	2001	D3 (69)	11
Nick Rogers.....	LB	2002	D6 (177)	11
Fran Tarkenton.....	QB	1961	D3 (29)	10
Corey Fuller.....	CB	1995	D2b (55)	10
Christian Ponder.....	QB	2011	D1 (12)	10
Steve Stonebreaker.....	TE	1961	D12 (155)	9
Jim Vellone.....	G	1966	FA	9
Ted Brown.....	RB	1979	D1 (16)	9
Brent Boyd.....	G	1980	D3 (68)	9
Nate Burleson.....	WR	2003	D3 (71)	9
Erasmus James.....	DE	2005	D1 (18)	9
Adrian Peterson.....	RB	2007	D1 (7)	9
Marcus McCauley.....	CB	2007	D3 (72)	9
Gordon Smith.....	TE	1961	FA	8
Don Hansen.....	LB	1966	D3 (42)	8
Jeff Siemon.....	LB	1972	D1 (10)	8
Wymon Henderson.....	CB	1987	FA	8
Marcus Johnson.....	T	2005	D2 (49)	8
Percy Harvin.....	WR	2009	D1 (22)	8
Kyle Rudolph.....	TE	2011	D2 (43)	8
Ray Poage.....	WR	1963	D3 (31)	7
Lonnie Warwick.....	LB	1965	FA	7
Jim Kleinsasser.....	FB	1999	D2 (44)	7
Tyrone Carter.....	S	2000	D4b (118)	7
Bryant McKinnie.....	T	2002	D1 (7)	7
Brian Williams.....	CB	2002	D4a (105)	7
Nat Dorsey.....	T	2004	D4a (115)	7
Spencer Johnson.....	DT	2004	FA	7
Cedric Griffin.....	CB	2006	D2a (48)	7
Tyrell Johnson.....	S	2008	D2	7
Rhett Ellison.....	FB	2012	D4b (128)	7
Ed Marinaro.....	RB	1972	D2 (50)	6
Matt Blair.....	LB	1974	D2b (51)	6
Hassan Jones.....	WR	1986	D5 (120)	6
Brad Edwards.....	S	1988	D2 (54)	6
Hunter Goodwin.....	TE	1996	D4 (97)	6
Willie Offord.....	S	2002	D3 (70)	6
Josh Robinson.....	CB	2012	D3 (66)	6

BOLD denotes players currently on the roster

VIKINGS ALL-TIME DRAFTS

1961 (Drafted 1st)

- 1. TOMMY MASON** (1st overall), RB, Tulane
- 2. RIP HAWKINS** (15), LB, North Carolina
- 3. FRAN TARKENTON** (29), QB, Georgia
- 4. CHUCK LAMSON** (43), DB, Wyoming
- 5. ED SHAROCKWICH** (57), DB, Pittsburgh
- 6. GERALD BURCH** (71), WR, Georgia
- 7. ALLEN FERRIE** (85), WR, Wagner
- 8. PAUL LINDQUIST** (99), T, New Hampshire
- 9. DAN SHEEHAN** (113), T, Tenn.-Chattanooga
- 10. DOUG MAYBERRY** (127), RB, Utah
- 11. JERRY MAYES** (140), T, SMU
- 12. STEVE STONERBREAKER** (155), LB, Detroit
- 13. RAYMOND HAYES** (169), RB, Cent. Oklahoma
- 14. KEN PETERSON** (183), T, Utah
- 15. MIKE MERCER** (197), K, Arizona State
- 16. TED KARPOWICZ** (211), RB, Detroit
- 17. WILLIE JONES** (225), RB, Purdue
- 18. BOB VOIGHT** (239), T, Los Angeles State
- 19. BILL HILL** (253), RB, Presbyterian
- 20. MIKE McFARLAND** (267), QB, Western Illinois

1962 (Drafted 2nd)

- NO CHOICE, traded to New York for George Shaw.
- NO CHOICE, traded, along with 11th rounder, to Cleveland for Jim Prestel, Jim Marshall, Dick Greeni, Jamie Caleb, Billy Gault and Paul Dickson.
- 3. BILL MILLER** (30), WR, Miami
- 4. ROY WINSTON** (45), LB, LSU
- NO CHOICE, traded to New York for Mel Triplett, Bob Schnelker, and B. Schmidt.
- 6. LARRY BOWIE** (73), G, Purdue
- NO CHOICE, traded to Philadelphia in Jerry Reichow trade.
- 8. PAUL WHITE** (101), RB, Buffalo
- 9. MARSHALL SHIRK** (114), T, UCLA
- NO CHOICE, traded to Cleveland for Bob Denton.
- NO CHOICE, traded to Cleveland along with 2nd rounder in 1962.
- 12. GARY FALLON** (157), RB, Syracuse
- 13. ROGER VAN CLEEVE** (171), T, SW Oklahoma
- 14. PAT RUSSELL** (185), T, Purdue
- 15. LARRY GULFORD** (197), RB, Pacific
- 16. JOHN CONTIOLIS** (213), T, Connecticut
- 17. RON STALEY** (226), WR, Wisconsin
- 18. JUNIOR HAWTHORNE** (241), T, Kentucky
- 19. TOMMY MINTER** (254), RB, Baylor
- 20. TERRY CAGAANEN** (269), RB, Utah State

1963 (Drafted 3rd)

- 1. JIM DUNAWAY** (3), DT, Mississippi State
- 2. BOBBY BELL** (16), LB, Minnesota
- 3. RAY POAGE** (31), WR, Texas
- 4. PAUL FLATLEY** (44), WR, Northwestern
- 5. GARY KALTENBACH** (59), G, Pittsburgh
- NO CHOICE, traded to Cleveland for T. Frankhauser, F. Cox, C. Ferguson and E. Linden.
- NO CHOICE, traded to New York for Jim Leo.
- 8. JIM O'MAHONEY** (100), LB, Miami
- 9. BOB HOOVER** (115), RB, Florida
- 10. TERRY KOSENS** (128), RB, Hofstra
- 11. JOHN CAMPBELL** (143), LB, Minnesota
- 12. JOHN SKLOPAN** (158), RB, Southern Miss.
- 13. DAVE O'BRIEN** (171), G, Boston College
- 14. RALPH FERRISI** (184), RB, So. Conn. St.
- 15. JOHN MURIO** (199), WR, Whitworth
- 16. REX MIRICH** (212), T, Arizona, St.-Flagstaff
- 17. TOM MUNSEY** (227), RB, Concordia
- 18. TOM McINTYRE** (240), T, St. John's
- 19. FRANK HORVATH** (255), RB, Youngstown
- 20. MAILON KENT** (268), QB, Auburn

1964 (Drafted 6th)

- 1. CARL ELLER** (6), DE, Minnesota
- 2. HAL BEDSOLE** (19), TE, USC
- 3. GEORGE ROSE** (34), DB, Auburn
- 4. (A) NO CHOICE**, traded to Chicago for Bill Brown.
- 4. (B) TOM KEATING** (53), T, Michigan, from N.Y. Giants as part of Hugh McElhenry trade.
- 5. JOHN KIRBY** (62), LB, Nebraska
- 6. BOB LACEY** (75), WR, North Carolina
- 7. WES BRYANT** (90), T, Arkansas
- 8. BILL McWATTERS** (103), RB, North Texas St.
- 9. DARRELL LESTER** (118), RB, McNeese
- NO CHOICE, traded to L.A. Rams for Tom Wilson.
- 11. H.O. ESTES** (146), G, East Central Okla.
- 12. WALTER SANDS** (159), WR, Texas
- 13. RUSS VOLLMER** (174), DB, Memphis St.
- 14. TOM MICHEL** (187), RB, East Carolina
- 15. MONTE KIFFIN** (202), T, Nebraska
- 16. CARLTON OATES** (215), DE, Florida AGM
- 17. JERRY McCLURG** (230), DE, Colorado
- 18. CARL ROBINSON** (243), DT, Prairie View
- 19. DICK SCHOTT** (258), DE, Louisville
- 20. MILT SUNDE** (271), G, Minnesota

1965 (Drafted 8th)

- 1. JACK SNOW** (8), WR, Notre Dame
- 2. (A) ARCHIE SUTTON** (15), T, Illinois, from N.Y. Giants as part of the Hugh McElhenry trade.
- 2. (B) LANCE RENTZEL** (23), RB, Oklahoma
- 3. NO CHOICE**, traded to Pittsburgh for Bob Ferguson.
- 4. (A) JIM WHALEN** (51), WR, Boston Coll.
- 4. (B) JIM HARRIS** (55), DT, Utah State, from Cleveland for Mike Bundra.
- NO CHOICE, traded to Detroit for Tom Hall and Bruce Zellmer.
- 6. JIM CRISHAM** (79), RB, Oklahoma
- 7. NO CHOICE**, traded to Detroit for Mike Bundra and Larry Vargo.
- 8. (A) JOHN HANKINSON** (100), QB, Minnesota, from San Francisco for Roy Williams.
- 8. (B) JEFF JORDAN** (107), DB, Tulsa
- 9. FRANK McCLENDON** (120), DT, Alabama
- 10. JERRY SCHWEIGER** (135), T, Superior St.
- 11. JOHN THOMAS** (148), WR, USC
- 12. MIKE TILLEMANN** (163), DT, Montana
- 13. DAVE OSBORN** (176), RB, North Dakota
- 14. MAX LEETZOW** (191), DE, Idaho
- 15. PHIL MORGAN** (204), RB, East Tenn.
- 16. PAUL LABINSKI** (219), DT, St. John's
- 17. VERAN SMITH** (232), LB, Utah State
- 18. RICHARD KOTTIE** (247), WR, Wagner
- 19. ELLIS JOHNSON** (260), RB, SE Louisiana
- 20. COSMO IACAVAZZI** (275), RB, Princeton

1966 (Drafted 7th)

- 1. JERRY SHAY** (7), DT, Purdue
- 2. JIM LINDSEY** (27), RB, Arkansas
- 3. DON HANSEN** (42), LB, Illinois
- 4. RON ACKS** (57), DB, Illinois
- 5. (A) DOUG DAVIS** (72), T, Kentucky
- 5. (B) BOB HALL** (76), DB, Brown, from Chicago for Palmer Pyle.
- 6. (A) BYRON AWLER** (83), T, S.W. Texas St., from N.Y. Giants for Bill Swain.
- 6. (B) NO CHOICE**, traded to Detroit for Mike Bundra and Larry Vargo.
- 7. BOB MEERS** (106), WR, Massachusetts
- NO CHOICE, traded to Baltimore for the rights to Larry Kramer.
- 9. RON GREEN** (134), WR, North Dakota
- NO CHOICE, traded to Detroit for Gary Lowe.
- 11. STAN QUINTANA** (162), DB, New Mexico
- 12. BOB PETERELLA** (181), DB, Tennessee
- 13. LARRY MARTIN** (195), T, San Diego St.
- 14. HOWARD TWILLEY** (209), WR, Tulsa
- 15. HUGH WRIGHT** (223), RB, Adams State
- 16. JIM WILLIAMS** (237), DB, Arkansas
- 17. MONROE BEARD** (256), WR, Virginia Union
- 18. DALE GRECO** (270), T, Illinois
- 19. JESSE STOKES** (284), DB, Corpus Christi
- 20. NO CHOICE**, traded to Philadelphia for Billy Ray Barnes.

1967 (Drafted Alternately 8th and 7th)

- 1. (A) CLINTON JONES** (2), RB, Michigan State, from NY Giants as part of the Tarkenton trade.
- 1. (B) GENE WASHINGTON** (8), WR, Michigan State
- 1. (C) ALAN PAGE** (15), DT, Notre Dame, Choice from L.A. Rams for Hal Bedsole, Tommy Mason and 2nd round draft choice in 1967.
- 2. BOB GRIM** (28), WR, Oregon State, Choice from N.Y. Giants.
- NO CHOICE, traded to LA Rams.
- 3. EARL DENNY** (61), RB, Missouri
- 4. ALVIN COLEMAN** (87), DB, Tenn. Agri
- 5. KEN LAST** (115), WR, Minnesota
- NO CHOICE, traded to Pittsburgh for Phil King.
- 7. BOBBY BRYANT** (167), DB, South Carolina
- NO CHOICE, traded to Pittsburgh for Dave Tobey.
- 8. JOHN BEASLEY** (197), TE, California, Choice from Washington.
- 9. BILL MORRIS** (219), G, Holy Cross
- 10. PETE TATMAN** (244), RB, Nebraska
- 11. BOB TRYSGAED** (271), DT, Washington St.
- 12. FRED CREMER** (296), DT, St. John's
- 13. CHARLES HART** (323), DB, Tulsa
- 14. JIM HARGROVE** (348), LB, Howard Payne
- 15. JAMES SHEA** (375), DB, E. New Mexico
- 16. GENE BEARD** (400), DB, Virginia Union
- 17. DICK WAGONER** (427), DB, Bowling Green

1968 (Drafted 6th)

- 1. (A) RON VARY** (1), T, USC, Choice from N.Y. Giants as part of Tarkenton trade.
- 1. (B) NO CHOICE**, traded to New Orleans for Gary Cuzzo.
- 2. CHARLIE WEST** (33), DB, Texas-El Paso
- 3. (A) NO CHOICE**, traded to Pittsburgh for Brady

(B) MIKE

- 7. MIKE McGILL** (76), LB, Notre Dame, Choice from Dallas for Lance Rentzel.
- 4. MIKE FREEMAN** (89), DB, Fresno State
- 5. NO CHOICE**, traded to Washington for Bob Brettenstein.
- 6. BOB GODDRIDGE** (144), WR, Vanderbilt
- 4. (A) OSCAR REED** (167), RB, Colorado State, Choice from Atlanta for Ron VanderKelen.
- 4. (B) LENNY SNOW** (179), RB, Georgia Tech
- 8. HANK URMONOWICZ** (198), DT, Miami
- 9. MIKE DONOHUE** (225), TE, San Francisco
- 10. TOM SAKAL** (250), DB, Minnesota
- 11. BILL HAAS** (279), WR, Omaha
- 12. HOWIE SMALL** (308), G, Rhode Island
- 13. DICK WHERRY** (333), QB, Northern St.
- 14. DON EVANS** (360), T, Arkansas A&M
- 15. JIM HAYNIE** (387), QB, West Chester St.
- 16. LARRY KUCHARICH** (414), DB, Boston Coll.
- 4. (A) BOB LEE** (441), QB, Pacific
- 7. (B) BILL HULL** (445), G, Tennessee Tech, Choice from Detroit.

1969 (Drafted 17th)

- NO CHOICE, traded to New Orleans for Gary Cuzzo.
- 2. (A) ED WHITE** (39), G, California, Choice from N.Y. Giants as a part of Tarkenton trade.
- 2. (B) VOLLY MURPHY** (43), WR, UTEP
- NO CHOICE, traded to Philadelphia for Phil King.
- 4. MIKE McCAFFREY** (95), LB, California
- 4. (A) JIM BARNES** (106), G, Arkansas, Choice from Atlanta for Ron VanderKelen.
- 5. (B) MIKE O'SHEA** (112), WR, Utah State, Choice from Pittsburgh for Bobby Walden.
- 5. (C) CORNY DAVIS** (121), RB, Kansas St.
- 6. MARION BATES** (148), DB, Tex. Southern
- NO CHOICE, traded to Washington along with Marlin McKeever for Paul Krause.
- 8. HARRISON WOOD** (199), WR, Washington
- 9. TOM FINK** (225), G, Minnesota
- 10. TOM McCAULEY** (253), WR, Wisconsin
- 11. BRIAN DOWLING** (277), QB, Yale
- 12. NOEL JENKE** (303), LB, Minnesota
- 13. JIM MOYLAN** (329), DT, Texas Tech
- 14. TOMMY HEAD** (355), G, S.W. Texas St.
- 15. EUGENE MOSLEY** (381), TE, Jackson St.
- NO CHOICE, traded to Detroit for 17th choice in 1968.
- 17. WENDELL HOUSLEY** (433), DB, Texas A&M

1970 (Drafted 25th)

- 1. JOHN WARD** (25), T, Oklahoma State
- 2. BILL CAPPLEMAN** (51), QB, Florida St.
- 3. CHUCK BURGDON** (77), LB, North Park
- NO CHOICE, traded to New Orleans for Kent Kramer.
- 5. GREG JONES** (129), RB, UCLA
- NO CHOICE, traded to Pittsburgh for Tony Jeter.
- 7. HARVEY** (161), LB, Mississippi
- 8. MIKE CARROLL** (206), G, Missouri
- 9. GEORGE MORROW** (233), DE, Mississippi
- 10. STU VOIGT** (260), TE, Wisconsin
- 11. GODFREY ZAUNBRECHER** (286), G, LSU
- 12. GYMIES HOLLAND** (311), DB, Jackson St.
- 13. ROBERT PEARCE** (337), DB, S.F. Austin
- 14. TOM SPINKS** (363), WR, Louisiana Tech
- 15. BENNIE FRANCIS** (388), DE, Chadron
- 16. BRUCE CERONE** (417), WR, Emporia St.
- 17. BRIAN HEALY** (441), DB, Michigan

1971 (Drafted 24th)

- 1. LEO HAYDEN** (24), RB, Ohio State
- NO CHOICE, traded to Philadelphia as part of Norm Sneed trade.
- 3. EDIE HACKETT** (76), WR, Alcorn A&M
- 4. VINCE CLEMENTS** (102), RB, Connecticut
- NO CHOICE, Choice traded to Pittsburgh for Kent Nix.
- NO CHOICE, traded to Philadelphia for Norm Sneed.
- 7. GENE MACK** (180), LB, Texas-El Paso
- 8. JOHN FARLEY** (208), DE, J.C. Smith
- 9. TIM SULLIVAN** (232), RB, Iowa
- 10. CHRIS MORRIS** (255), G, Indiana
- 11. MIKE WALKER** (284), LB, Tulane
- 12. REGGIE HOLMES** (310), DB, Stout State
- 13. BENNY FRY** (336), G, Houston
- 14. JIM GALLAGHER** (362), LB, Yale
- 15. JEFF WRIGHT** (388), LB, Minnesota
- 16. GREG EDMONDS** (413), WR, Penn State
- 17. KEN DUNCAN** (439), P, Tulsa

KICKOFF EXECUTIVES STAFF COACHES PLAYERS ROOKIES RECORDS 2012 SEASON PLAYOFF RECORDS HISTORY EXTRA POINTS

1972 (Drafted 24th)

- (A) **JEFF SIEMON** (10), LB, Stanford. Choice from New England for Joe Kapp.
- (B) NO CHOICE, traded to NY Giants as a part of Tankenton trade.
- ED MARINARO** (50), RB, Cornell
- (A) **BART BUETOW** (59), T, Minnesota. Choice from Green Bay for the rights to T. Bratkowski.
- (B) NO CHOICE, traded to Philadelphia as part of the Norm Snead trade.
- NO CHOICE, traded to Denver for Al Denov.
- NO CHOICE, traded to LA Rams for Ted Prost.
- AMOS MARTIN** (154), LB, Louisville
- BILL SLATER** (181), DE, Western Michigan
- CALVIN DEMERY** (206), WR, Arizona St.
- CHARLES GOODRUM** (232), G, Florida AGM
- WILLIE ALDRIDGE** (258), RB, South Carolina St.
- WILLIE MCKELTON** (284), DB, Southern
- BOB BANAUUGH** (310), DB, Montana St.
- FRANKLIN ROBERTS** (336), RB, Alcorn AGM
- MARV OWENS** (361), RB, San Diego St.
- MIKE SIVERT** (388), G, East Tennessee St.
- NEIL GRAFF** (414), QB, Wisconsin
- DICK SCHMALZ** (440), WR, Auburn

1973 (Drafted Alternately 12th, 13th, 14th)

- CHUCK FOREMAN** (12), RB, Miami
- (A) **JACKIE WALLACE** (34), DB, Arizona. Choice from St. Louis in John Gilliam for Gary Cuzzo trade.
- (B) NO CHOICE, Traded to NY Giants as a part of Tankenton trade.
- JIM LASH** (65), WR, Northwestern
- (A) **MIKE WELLS** (80), QB, Illinois. Choice from Philadelphia in Bill Cappelman trade.
- (B) NO CHOICE, traded to Kansas City for Mike Eischel.
- BRENT McCLANAHAN** (118), RB, Arizona St.
- (A) **DOUG KINGSRITER** (139), TE, Minnesota. Choice from New Orleans along with 1974 4th choice for Bob Brown.
- (B) **FRED ABBOTT** (143), LB, Florida
- JOSH BROWN** (168), RB, S.W. Texas St.
- CRAIG DARLING** (196), T, Iowa
- LARRY BIBBLES** (221), DE, New Mexico
- (A) **RANDY LEE** (236), P, Tulane. Choice from Philadelphia for Bill Cody.
- (B) **DAVE MASON** (246), DB, Nebraska
- GEARY MURDOCK** (274), T, Iowa State
- ALAN SPENCER** (299), WR, Pittsburg St.
- RON JUST** (324), G, Minor State
- EDDIE BISHOP** (352), DB, Southern
- TONY CHANDLER** (377), RB, Missouri Valley
- LARRY SMILEY** (402), DE, Texas Southern
- DAVE WINFIELD** (429), TE, Minnesota

1974 (Drafted 25th)

- (A) **FRED McNEILL** (7), LB, UCLA. Choice from Atlanta along with Bob Berry for Bob Lee and Lonnie Warwick.
- (B) **STEVE RILEY** (25), T, USC
- (A) **JOHN HOLLAND** (29), WR, Tennessee State. Choice from San Diego along with 3rd choice for C. Jones and C. Gersbach.
- (B) **MATT BLAIR** (51), LB, Iowa State
- (A) **STEVE CRAIG** (64), TE, Northwestern. Choice from San Diego.
- (B) **SCOTT ANDERSON** (77), C, Missouri
- (A) **MIKE TOWNSEND** (86), DB, Notre Dame. Choice from New Orleans as part of Bob Brown trade.
- (B) NO CHOICE, traded to Cincinnati for Steve Lawson.
- (A) **JAMES FERGUSON** (120), DB, Stanford. Choice from Denver along with Rod Sherman for Gene Washington.
- (B) NO CHOICE. Choice from Los Angeles for Charles Stukes. Choice traded to Philadelphia for Ron Porter.
- (C) Choice traded to Baltimore for Charles Stukes in 1973.
- MARK KELLAR** (155), RB, No. Illinois
- FRED TABRON** (181), RB, S.W. Missouri
- BERL SIMMONS** (207), K, TCU
- SAM McCULLUM** (232), WR, Montana St.
- BARRY REED** (259), RB, Peru State
- DAVID BOONE** (285), DE, E. Michigan
- RANDY POLTL** (311), DB, Stanford
- GARY KELLER** (337), DT, Utah
- ALAN DIXON** (363), RB, Harding
- KURT WACHTLER** (389), DT, St. John's
- JOHN GOEBEL** (415), RB, St. Thomas
- EARL GARRETT** (441), DB, Boston State

1975 (Drafted 25th)

- MARK MULLANEY** (25), DE, Colorado St.
- ART RILEY** (52), DT, USC

- NO CHOICE, traded to New Orleans for Andy Maurer
- (A) **HAROLD HENSON** (89), RB, Ohio St. Choice from Detroit for Charlie West.
- (B) **BRUCE ADAMS** (103), WR, Kansas
- STEVE MILLER** (129), RB, Kansas
- BUBBA BROUSSARD** (155), LB, Houston
- HENRY GREENE** (181), RB, Southern
- JOE HOLLIMON** (207), DB, Arkansas St.
- JOHN PANSANANTANI** (233), G, W. Illinois
- NEIL CLABO** (258), P, Tennessee
- IKE SPENCER** (285), RB, Utah
- AUTRY BEAMON** (311), DB, East Texas St.
- MIKE HURD** (336), WR, Michigan State
- MIKE STRICKLAND** (363), RB, E. Michigan
- OLLIE BAKKEN** (388), LB, Minnesota
- TOM GOEDJEN** (414), K, Iowa State
- ADOLPH BELLIZEAIRE** (441), RB, Penn St.

1976 (Drafted Alternately 25th and 26th)

- JAMES WHITE** (25), DT, Oklahoma State
- SAMMY WHITE** (54), WR, Grambling
- WES HAMILTON** (85), G, Tulsa
- LEONARD WILLIS** (118), WR, Ohio State
- (A) **STEVE WAGNER** (133), DB, Wisconsin. Choice from Atlanta for Oscar Reed.
- (B) **KEITH BARNETTE** (150), RB, Boston Coll.
- TERRY EGERDAHL** (180), WR/DB, Minnesota-Duluth
- LARRY BRUNE** (206), DB, Rice
- NO CHOICE, traded to New England along with 6th choice in 1977 for Doug Dumler.
- ISAAC HAGINS** (262), WR/R/S, Southern
- BILL SALMON** (289), QB, Northern Iowa
- STEVE KRACHER** (318), RB, Montana St.
- ROBERT SPARKS** (345), DB, San Francisco St.
- GARY PAULSON** (372), DE, Colorado St.
- JEFF STAPLETON** (401), T, Purdue
- RON GROCE** (428), RB, Macalester
- RANDY HICKEL** (457), DB, Montana St.
- DICK LUKOWSKI** (484), DT, West Virginia

1977 (Drafted 27th)

- TOMMY KRAMER** (27), QB, Rice
- DENNIS SWILLEY** (55), G, Texas AGM
- TOM HANNON** (83), S, Michigan State
- NO CHOICE, traded to Seattle along with Bob Lurtsema for Ahmad Rashad.
- KEN MOORE** (138), TE, Northern Illinois
- NO CHOICE, traded to New England for Doug Dumler.
- NO CHOICE, traded to Cincinnati for Orlando Nelson.
- CLINT STROZIER** (222), S, USC
- SCOTT STUDEMILL** (250), LB, Illinois
- DAN BUICER** (278), K, Illinois
- KEITH HERTWIG** (306), WR, Arizona
- JIM KELLEHER** (335), RB, Colorado

1978 (Drafted Alternately 21st, 20th, 24th, 23rd, 22nd)

- RANDY HOLLOWAY** (21), DE, Pittsburgh
- JOHN TURNER** (48), CB, Miami
- WHIP WALTON** (75), LB, San Diego St.
- JIM HOUGH** (100), C, Utah State
- NO CHOICE, traded to the NY Giants for Bob Tucker.
- NO CHOICE, traded to San Francisco for Nate Allen.
- NO CHOICE, traded to Philadelphia for Bill Bradley.
- MIKE WOOD** (204), K, S.E. Missouri. Choice from Seattle for Amos Martin and Autry Beamon.
- NO CHOICE, traded to NY jets for Phil Wise in 1977.
- MIKE DEUTSCH** (240), P, Colorado St.
- HUGHIE SHAW** (272), RB, Texas A&I
- RON HARRIS** (293), RB, Colorado St.
- JEFF MORROW** (326), T, Minnesota

1979 (Drafted Alternately 16th and 17th)

- TED BROWN** (16), RB, North Carolina St.
- DAVE HUFFMAN** (43), C, Notre Dame
- Forfeited
- STEVE DILS** (97), QB, Stanford
- JERRY METER** (129), LB, Michigan
- JOE SENSER** (152), TE, West Chester St.
- BOB WINKEL** (181), DT, Kentucky
- NO CHOICE, traded to Baltimore for Frank Myers.
- BILLY DIGGS** (236), WR, Winston-Salem
- NO CHOICE, traded to NY jets for Phil Wise.
- BRIAN NELSON** (291), WR, Texas Tech
- DAVID STEPHENS** (417), DB, Kentucky

1980 (Drafted Alternately 9th, 10th, 11th)

- DOUG MARTIN** (9), DT, Washington
- (A) **WILLIE TEAL** (30), CB, LSU. Choice from San

- Francisco for 2nd and 3rd choice in 1980.
- (B) NO CHOICE, traded to San Francisco for 2nd rounder in 1980.
- (A) NO CHOICE, traded to San Francisco for 2nd rounder in 1980.
- (B) **BRENT BOYD** (68), G/C, UCLA. Choice from New Orleans in Steve Riley trade.
- DENNIS JOHNSON** (92), LB, USC
- (A) **DOUG PASCHAL** (121), RB, North Carolina
- (B) **PAUL JONES** (122), RB, California. From New Orleans in Steve Riley trade.
- RAY YAKAVOMIS** (148), DE, East Stroudsburg St.
- HENRY JOHNSON** (174), LB, Georgia Tech
- NO CHOICE, traded along with Carl Eller to Seattle for Steve Niehaus.
- DENNIS MOSTLEY** (232), RB/WR, Iowa
- KEN BROWN** (258), WR/R/S, Nebraska
- SAM HARRELL** (288), RB, East Carolina
- THOMAS LANE** (315), S, Florida AGM

1981 (Drafted Alternately 18th, 17th, 16th)

- NO CHOICE, traded to Baltimore for two 2nd and a 5th round choice in 1981.
- (A) **MARDYE McDOLE** (39), WR, Mississippi. Choice from Baltimore for 1st choice in 1981.
- (B) **ROBIN SENDEIN** (45), LB, Texas
- (C) **JARVIS REDWINE** (52), RB, Nebraska. Choice from Baltimore.
- NO CHOICE, to New Orleans in Steve Riley trade.
- TIM IRWIN** (74), T, Tennessee. Choice from New England for Chuck Foreman.
- JOHN SWAIN** (101), DB, Miami (Fla.)
- WENDELL RAY** (123), DE, Missouri. Choice from Baltimore.
- NO CHOICE, traded to New Orleans in Steve Riley trade.
- NO CHOICE, traded to Miami for Jim Langer.
- DON SHAVER** (184), RB, Kutztown St.
- DAVE SWINNEY** (210), QB/P, East Texas St.
- NO CHOICE, traded to Seattle for Nick Bebout.
- JAMES MURPHY** (266), WR, Utah State
- WILLIAM STEPHANOS** (293), T, Boston Coll.
- BRIAN WILLIAMS** (320), TE, Southern

1982 (Drafted Alternately 7th, 11th, 10th, 9th, 8th, 7th)

- DARRIN NELSON** (7), RB, Stanford
- TERRY THAUCH** (39), T, Texas
- NO CHOICE, traded to New Orleans for Tony Galbreath.
- JIM FAHNHORST** (92), LB, Minnesota
- NO CHOICE, traded to Miami for Langer.
- STEV STORR** (147), LB, Boston College
- GREG JORDAN** (179), TE, Brown
- KIRK HARMON** (206), LB, Pacific
- BRYAN HOWARD** (233), S, Tennessee St.
- GERALD LUCCAR** (269), WR, Temple
- CURTIS ROUSE** (286), G, Chattanooga
- HOBSON MILNER** (318), RB, Cincinnati

1983 (Drafted Alternately 19th, 18th, 17th, 16th, 15th)

- JOEY BROWNER** (19), DB, USC
- NO CHOICE, traded to Philadelphia for Charlie Johnson.
- WALKER LEE ASHLEY** (73), LB, Penn St.
- MARK RUSH** (100), RB, Miami (Fla.)
- MARK STEWART** (127), LB, Washington
- MIKE JONES** (159), WR, Tennessee St.
- CARL LEE** (186), DB, Marshall
- NORRIS BROWN** (213), TE, Georgia
- ROD ACHTER** (239), WR, Toledo
- (A) **MELVIN BROWN** (255), DB, Mississippi. Choice from L.A. Rams for Ron Yary.
- (B) **WALTER TATE** (266), C, Tennessee St.
- BRIAN BUTCHER** (298), G, Clemson
- DAVID FURNER** (325), RB, Utah St.

1984 (Drafted Alternately 13th, 12th, 11th, 15th, 14th)

- KEITH MILLARD** (13), DE, Washington St.
- NO CHOICE, traded to Houston for Archie Manning.
- ALFRED ANDERSON** (67), RB, Baylor
- NO CHOICE, traded to Houston for Dave Casper.
- NO CHOICE, traded to LA Raiders for 5th, 7th, and 11th choices in 1984.
- ALLEN RICE** (140), RB, Baylor. Choice from L.A. Rams.
- DWIGHT COLLINS** (154), WR, Pittsburgh
- (A) **JOHN HAINES** (180), DT, Texas
- (B) **LOYD LEWIS** (196), G, Texas A & I. Choice from L.A. Raiders.
- PAUL SVERCHECK** (208), DT, Cal Poly-SLO
- KEITH KIDD** (235), WR, Arkansas
- JAMES SPENCER** (268), LB, Oklahoma St.
- (A) **EDGAR PICKETT** (295), LB, Clemson
- (B) **LAWRENCE THOMPSON** (308), WR, Miami (Fla.). Choice from LA Raiders.
- MIKE A. JONES** (321), RB, No. Carolina AGT

1985 (Drafted Alternately 2nd, 3rd)

- (A) NO CHOICE, traded to Atlanta for 1st and 3rd choice in 1985.
- (B) CHRIS DOLEMAN (4), LB, Pittsburgh. Choice from Atlanta.
- ISSAC HOLT (30), CB, Alcorn St.
- (A) KIRK LOWDERMILK (59), C, Ohio St.
- (B) TIM MEAMBER (60), LB, Washington. Choice from Atlanta.
- (C) TIM LONG (66), T, Memphis State. Choice from San Diego for John Turner.
- (A) GEORGE "Buster" RHYMES (85), WR, Oklahoma
- (B) KYLE MORRELL (106), S, BYU, Choice from LA Rams for Steve Oils.
- MARK MacDONALD (115), G, Boston Coll.
- (A) STEVE BONO (142), QB, UCLA
- (B) TIM NEWTON (164), NT, Florida. Choice from L.A. Raiders for Brad Van Pelt.
- NO CHOICE, traded to Green Bay for Jan Stenerud.
- NIKITA BLAIR (198), LB, Texas El Paso
- JAIME COVINGTON (227), RB, Syracuse
- JUAN JOHNSON (254), WR, Langston
- TIM WILLIAMS (283), DB, North Carolina A&T
- BYRON JONES (310), DT, Tulsa

1986 (Drafted Alternately 9th, 8th, 7th, 11th, 10th)

- (A) GERALD ROBINSON (14), DE, Auburn. Choice from San Diego.
- (B) NO CHOICE, traded to San Diego for San Diego's 1st and 3rd choice in 1986.
- (A) NO CHOICE, traded to N.Y. Giants for Gary Zimmerman.
- (B) NO CHOICE, traded to Miami for Anthony Carter.
- (C) Choice from L.A. Raiders for Brad Van Pelt traded to NY Giants for Gary Zimmerman.
- NO CHOICE, traded to San Diego.
- JOE PHILLIPS (93), DT, SMU
- HASSAN JONES (120), WR, Florida St.
- THOMAS ROOKS (147), RB, Illinois
- CARL HILTON (179), TE, Houston
- GARY SCHIPPANG (206), T, West Chester St.
- MIKE SLATON (232), DB, South Dakota
- JOE CORMIER (259), TE/WR, USC
- JOHN ARMSTRONG (286), WR, Richmond
- JESSE SOLOMON (318), LB, Florida St.

1987 (Drafted 16th)

- (A) D.J. DOZIER (14), RB, Penn State. Choice from Miami for 1st and 5th choices in 1987.
- (B) NO CHOICE, traded to Miami.
- RAY BERRY (44), LB, Baylor
- HENRY THOMAS (72), NT, LSU
- REGGIE RUTLAND (100), S, Georgia Tech
- NO CHOICE, traded to Miami.
- GREG RICHARDSON (156), WR/KR, Alabama
- NO CHOICE, traded to Seattle for John Harris.
- RICK FENNEY (211), RB, Washington
- LEONARD JONES (239), S, Texas Tech
- ROBERT RILEY (27), T, Indiana
- BRENT PEASE (295), QB, Montana
- KEITH WILLIAMS (323), DT, Florida

1988 (Drafted Alternately 19th, 15th, 16th, 17th, 18th)

- RANDALL McDANIEL (19), G, Arizona St.
- (A) NO CHOICE, to Denver for Denver's 2nd, 4th, and 6th choices in 1988.
- (B) BRAD EDWARDS (54), S, South Carolina. Choice from Denver.
- AL NOGA (71), DT, Hawaii
- (A) NO CHOICE, to New England along with 11th choice in Rich Gannon trade.
- (B) TODD KALIS (108), G, Arizona State. Choice from Denver.
- DARRELL FULLINGTON (124), S, Miami
- (A) NO CHOICE, traded to Miami for Greg Koch.
- (B) DERRICK WHITE (164), CB, Oklahoma. Choice from Denver.
- BRAD BECKMAN (183), TE, Neb.-Omaha
- JOE CAIN (210), LB, Oregon Tech
- PAUL McCOWAN (237), LB, Florida State
- BRIAN HARBIB (264), DT, Washington
- NORMAN FLOYD (296), S, South Carolina. Choice from New England for 3rd rounder in 1989.
- NO CHOICE, traded to New England in Rich Gannon trade.
- NO CHOICE, traded to NY Giants.

1989 (Drafted 24th)

- NO CHOICE, traded to Pittsburgh for Mike Merriweather.
- DAVID BRAXTON (52), LB, Wake Forest
- JOHN HUNTER (80), T, BYU
- DARRYL INGRAM (108), TE, California
- Exercised in 1988 Supplemental Draft for Ryan Bethea, WR, South Carolina.

- JEFF MICKEL (163), T, E. Washington
- BENJI ROLAND (191), NT, Auburn
- ALEX STEWART (219), DE, Cal. State-Fullerton
- NO CHOICE, traded to New England for 11th choice in 1988.
- NO CHOICE, traded to Miami for Greg Koch.
- BRAD BAXTER (303), RB, Alabama State
- (A) SHAWN WOODSON (331), LB, James Madison
- (B) EVERETT ROSS (335), WR/KR, Ohio State. Choice from LA Raiders for 11th choice in 1990.

1990 (Drafted Alternately 23rd, 22nd, 21st)

- NO CHOICE, traded to Dallas in Herschel Walker trade.
- NO CHOICE, traded to Dallas in Herschel Walker trade.
- (A) MIKE JONES (54), TE, Texas A&M, Choice from Dallas in Herschel Walker trade.
- (B) MARION HOBBY (74), DE, Tennessee
- ALONZO HAMPTON (104), CB, Pittsburgh
- (A) REGGIE THORNTON (116), WR, Bowling Green. Choice from San Diego through Dallas in Herschel Walker trade.
- (B) CEDRIC SMITH (131), RB Florida
- NO CHOICE, traded to Dallas in Herschel Walker trade.
- JOHN LEVELIS (188), LB, C.W. Post
- CRAIG SCHLICHTING (214), DE, Wyoming
- TERRY ALLEN (241), RB, Clemson
- (A) PAT NEWMAN (249), WR, Utah St., Choice from Dallas in Herschel Walker trade.
- (B) DONALD SMITH (271), CB, Liberty
- NO CHOICE, traded to LA Raiders for 12th choice in 1989.
- RON GOETZ (324), LB, Minnesota

1991 (Drafted Alternately 12th, 11th, 10th, 9th, 8th, 7th)

- NO CHOICE, traded to Dallas in Herschel Walker trade.
- NO CHOICE, traded to Dallas in Herschel Walker trade.
- (A) CARLOS JENKINS (65), LB, Michigan St.
- (B) JAKE REED (68), WR, Grambling. Choice from Dallas in Herschel Walker trade.
- RANDY BALDWIN (92), RB, Mississippi
- CHRIS THOME (119), C/G, Minnesota
- NO CHOICE, traded to L.A. Raiders.
- TODD SCOTT (163), S, SW Louisiana. Choice from LA Raiders.
- (A) SCOTT REAGAN (179), DT, Humboldt
- (B) TRIPP WELBORNE (180), S, Michigan. Choice from LA Raiders.
- REGGIE JOHNSON (206), DE, Arizona
- GERALD HUDSON (232), RB, Oklahoma St.
- BRADY PEGGIE (253), T, Wisconsin
- IVAN CAESAR (286), LB, Boston College
- DARREN HUGHES (313), WR, Carson-Newman

1992 (Drafted Alternately 13th, 12th, 15th, 14th)

- NO CHOICE, to Dallas in Herschel Walker trade.
- ROBERT HARRIS (39), DE, Southern. Choice from Seattle in Keith Millard trade.
- NO CHOICE, to Dallas in Herschel Walker trade.
- NO CHOICE, to Dallas in Herschel Walker trade.
- ROY BARKER (98), DT, North Carolina
- ED DANIEL (125), LB, Clemson
- MIKE GADDIS (152), RB, Oklahoma
- DAVID WILSON (183), S, California
- LUKE FISHER (210), TE, East Carolina
- (A) BRAD JOHNSON (227), QB, Florida St., Choice from Tampa Bay in Jimmy Williams trade.
- (B) RONNIE WEST (237), WR, Pittsburg St.
- BRAD CULPEPPER (264), DT, Florida
- CHARLES EVANS (295), RB, Clark
- JOE RANDOLPH (322), WR, Elon

1993 (Drafted Alternately 21st, 24th, 23rd, 22nd, 21st, 20th)

- ROBERT SMITH (21), RB, Ohio St.
- QADRY ISMAIL (52), WR, Syracuse
- (A) JOHN GERAK (57), G, Penn St., Choice from Seattle in Keith Millard trade.
- (B) GILBERT BROWN (79), DT, Kansas
- ASHLEY SHEPPARD (106), LB, Clemson
- EVERETT LINDSAY (133), T, Mississippi
- NO CHOICE, traded to Washington for George Hinkle and Joe Johnson.
- TONY TORRETTA (192), QB, Miami
- NO CHOICE, traded to San Francisco for Keith Henderson.

1994 (Drafted Alternately 19th, 18th, 17th, 16th, 20th)

- DEWAYNE WASHINGTON (18), CB, North Carolina St. Choice from Denver in Gary Zimmerman trade.
- (B) TODD STEUSSIE (19), T, California
- (A) DAVID PALMER (40), WR/RB, Alabama. Choice from Atlanta in Chris Dolesman trade.

- (B) NO CHOICE. Compensation choice to Atlanta in Chris Dolesman trade.
- (C) NO CHOICE. To LA Raiders for 2nd and 4th choice in 1992.
- (D) FERNANDO SMITH (55), DE, Jackson St.
- Choice from L.A. Raiders in exchange of draft picks.
- NO CHOICE. To Pittsburgh in Adrian Cooper trade.
- (A) NO CHOICE. To Houston in Warren Moon trade.
- (B) MIKE WELLS (125), DT, Iowa. Choice from LA Raiders in exchange of draft picks.
- (A) SHELLY HAMMONDS (134), CB, Penn State. Choice from Washington in Rich Gannon trade.
- (B) NO CHOICE. To Kansas City in Barry Word trade.
- (A) ANDREW JORDAN (179), TE, Western Carolina. Choice from Denver in Gary Zimmerman trade.
- (B) NO CHOICE. To Pittsburgh in Adrian Cooper trade.
- PETE BERCHIC (211), LB, Notre Dame

1995 (Drafted Alternately 24th, 23rd, 25th)

- (A) DERRICK ALEXANDER (11), DE, Florida State. Choice from Denver through Atlanta in Chris Dolesman trade.
- (B) ROBEY STRINGER (24), T, Ohio State
- (A) ANDREW THOMAS (42), S, SW Louisiana. Choice from Denver in Gary Zimmerman trade.
- (B) COREY FULLER (55), CB, Florida State
- (B) NO CHOICE. To Houston in Warren Moon trade.
- (A) CHAD MAY (121), QB, Kansas St. Choice from Denver for 4th and 6th choices in 1995.
- (B) NO CHOICE, traded to Denver.
- JAMES STEWART (157), RB, Miami
- (A) NO CHOICE, traded to Denver.
- (B) JOHN SOLOMON (196), LB, San Houston State. Choice from NY Giants in Vencie Glenn trade.
- (A) JOSE WHITE (232), DT, Howard
- (B) JASON FISK (243), DT, Stanford. Compensatory Selection.

1996 (Drafted Alternately 16th, 15th, 14th, 17th)

- DUANE CLEMONS (16), LB, California
- JAMES MANLEY (45), DT, Vanderbilt
- MOE WILLIAMS (75), RB, Kentucky
- (A) HUNTER GOODWIN (97), TE, Texas A&M. Choice from Arizona in exchange of draft picks.
- (B) NO CHOICE. Traded to Arizona in exchange of draft picks.
- (A) SEAN BOYD (137), S, North Carolina. Choice from NY Giants in Vencie Glenn trade.
- (B) NO CHOICE. Traded to Arizona in exchange of draft picks.
- NO CHOICE. Traded to NY Giants in Vencie Glenn trade.
- JON MERRILL (223), OL, Duke.

1997 (Drafted Alternately 20th, 19th, 18th, 17th, 21st)

- DWAYNE RUDD (20), LB, Alabama
- TORRIAN CRY (49), S, Virginia Tech
- STALIN COLINET (78), DE, Boston College
- ANTONIO BANKS (113), CB, Virginia Tech
- TONY WILLIAMS (151), DT, Memphis
- ROBERT TATE (183), WR, Cincinnati
- (A) ARTIE ULMER (208), LB, Valdosta St.
- (B) MATTHEW HATCHETTE (235), WR, Langston. Compensatory Selection.

1998 (Drafted Alternately 21st, 20th, 19th, 18th, 21st)

- RANDY MOSS (21), WR, Marshall
- KALLEE WONG (51), LB, Stanford
- CHARLES McDONALD (80), DE, New Mexico
- KIVUSAMA MAYS (110), LB, North Carolina
- KERRY COOKS (144), SS, Iowa
- MATT BIRK (173), OT, Harvard
- (A) JIMMY DARDEN (225), CB, Texas Tech. Compensatory Selection.

1999 (Drafted 29th)

- DAUNTE CULPEPPER (11), QB, Central Florida. Choice from Washington in Brad Johnson trade.
- (B) DIMITRIUS UNDERWOOD (29), DE, Michigan St.
- (A) JIM KLEINSASSER (44), TE, North Dakota. Choice from Pittsburgh in exchange of draft picks.
- (B) NO CHOICE. Traded to Pittsburgh in exchange of draft picks.
- (A) NO CHOICE. Traded to Pittsburgh in exchange of draft picks.
- (B) NO CHOICE. Traded to New England for Jimmy Hitchcock in 1998.
- (A) KENNY WRIGHT (120), DB, Northwestern St. Choice from Miami for Hunter Goodwin.
- (B) JAY HUMPHREY (125), T, Texas
- (A) NO CHOICE. Traded to Pittsburgh.

5. (B) CHRIS JONES (169), LB, Clemson. Compensatory Selection.
6. (A) **TALANCE SAWYER** (185), DL, UNLV. Choice from Tampa Bay through Baltimore for Everett Lindsay.
7. (B) **ANTICO DALTON** (199), LB, Hampton
7. **NOEL SCARLETT** (236), DL, Langston

2000 (Drafted 26th)

1. (B) **CHRIS HOVAN** (26), DT, Boston College
2. (A) **FRED ROBBINS** (55), DT, Wake Forest. Choice from Washington in Brad Johnson trade.
3. (B) **MICHAEL BOIREAU** (56), DE, Miami (Fla.)
3. (B) **DOUG CHAPMAN** (88), RB, Marshall
4. (A) **ANTONIO WILSON** (106), LB, Texas A&M-Commerce. Choice from Baltimore for Everett Lindsay.
4. (B) **TYRONE CARTER** (118), DB, Minnesota
5. (A) NO CHOICE. Traded to Washington in Brad Johnson trade.
5. (B) **TROY WALTERS** (165), WR, Stanford
6. NO CHOICE. Traded to Baltimore for Everett Lindsay.
7. (A) NO CHOICE. Traded to Cleveland with Stalin Colinet for Jerry Ball in 1999. Compensatory Selection.
7. (B) **MIKE MALANO** (240), C, San Diego St. Compensatory Selection.
7. (C) **GILES COLE** (244), TE, Texas A&M-Kingsville. Compensatory Selection.
7. (D) **LEWIS KELLY** (248), DL, South Carolina St. Compensatory Selection.

2001 (Drafted 27th)

1. **MICHAEL BENNETT** (27), RB, Wisconsin
2. **WILLIE HOWARD** (57), DT, Stanford
3. (A) **ERIC KELLY** (69), CB, Kentucky. Choice from New England in exchange of draft picks.
3. (B) NO CHOICE. Traded to New England in exchange of draft picks.
4. (A) NO CHOICE. Traded to New England in exchange of draft picks.
4. (B) **SHAWN WORTHEN** (130), DT, TCU.
4. (C) **CEDRIC JAMES** (131), WR, TCU.
5. **PATRICK CHUKWURAH** (157), LB, Wyoming
6. **CAREY SCOTT** (189), CB, Kentucky State
7. **BRIAN CRAWFORD** (225), T, Western Oregon

2002 (Drafted 7th)

1. **BRYANT MCKINNIE** (7), T, Miami (Fla.)
2. **RADNALL SMITH** (38), LB, Washington St.
3. **WILLIE OFFORD** (70), DB, South Carolina
4. (A) **BRIAN WILLIAMS** (105), DB, North Carolina State
4. (B) **ED TA'AMU** (132), G, Utah
5. NO CHOICE. Traded to Cleveland for Travis Prentice and Sperguson Wynn.
6. **NICK ROGERS** (177), LB, Georgia Tech
7. **CHAD BEASLEY** (218), DT, Virginia Tech

2003 (Drafted 7th)

1. **KEVIN WILLIAMS** (9), DT, Oklahoma State
2. **E.J. HENDERSON** (40), LB, Maryland
3. **NATE BURLESON** (71), WR, Nevada-Reno
4. **ONTERRIO SMITH** (105), RB, Oregon
5. NO CHOICE. Traded to Cleveland for Everett Lindsay and Stalin Colinet.
6. (A) **EDDIE JOHNSON** (180), P, Idaho State
6. (B) **MICHAEL NATTIELI** (190), LB, Florida. Choice from New Orleans for Todd Bouman.
7. **KEEMAN HOWRY** (221), WR, Oregon

2004 (Drafted 19th)

1. (A) NO CHOICE. Traded to Miami in exchange of draft picks.
1. (B) **KENECH UDEZE** (20), DE, USC. Choice from Miami in exchange of draft picks.
2. (A) **DONTARRIOUS THOMAS** (48), LB, Auburn. Choice from New Orleans.
2. (B) NO CHOICE. Traded to New Orleans for 2a
3. (A) NO CHOICE. To Baltimore for 2a.
3. **DARRION SCOTT** (88), DE, Ohio State. Choice obtained from Baltimore.
4. (A) **NAT DORSEY** (115), T, Georgia Tech
4. (B) **MEWELDE MOORE** (119), RB, Tulane. Choice obtained from Miami in exchange of draft picks.
5. **ROD DAVIS** (155), LB, Southern Mississippi. Choice obtained from Baltimore.
6. **DEANDRE EILAND** (184), DB, South Carolina
7. **JEFF DUGAN** (220), TE, Maryland

2005 (Drafted 18th)

1. (A) **TROY WILLIAMSON** (7), WR, South Carolina. Choice from Oakland in Randy Moss trade.
1. (B) **ERASMUS JAMES** (18), DE, Wisconsin
2. **MARCUS JOHNSON** (49), G, Mississippi

3. **DUSTIN FOX** (80), S, Ohio State
4. (A) **CIATRICK FASON** (112), RB, Florida. Choice from Washington in exchange of picks.
4. (B) NO CHOICE. To Washington for 4a.
5. NO CHOICE. Traded to Washington in exchange of draft picks.
6. **C.J. MOSLEY** (191), DT, Missouri
7. (A) **ADRIAN WARD** (219), CB, Texas-El Paso. Choice from Oakland in Randy Moss trade.
7. (B) NO CHOICE. Traded to NY Jets in Sam Cowart trade.

2006 (Drafted 17th)

1. **CHAD GREENWAY** (17), LB, Iowa
2. (A) **CEDRIC GRIFFIN** (48), CB, Texas
2. (B) **RYAN COOK** (51), C, New Mexico. Choice from Miami in Dante Culpepper trade.
3. (C) **TARVARIS JACKSON** (64), QB, Alabama State. Choice from Pittsburgh in exchange of picks.
3. (A) NO CHOICE. Compensatory selection traded to Pittsburgh in exchange of picks.
3. (B) NO CHOICE. Traded to Pittsburgh in exchange of picks.
4. (A) Traded to Philadelphia for 4b and G Artis Hicks.
4. (B) **RAY EDWARDS** (127), DE, Purdue. Choice from Philadelphia in exchange of draft picks.
5. **GREG BLUE** (149), S, Georgia
6. NO CHOICE. Traded to Philadelphia for Artis Hicks.
7. NO CHOICE. Traded to San Diego for G Toniu Fonoti.

2007 (Drafted 7th)

1. **ADRIAN PETERSON** (7), RB, Oklahoma
2. (A) NO CHOICE. Pick to Atlanta for 2b and Denver Broncos 4c.
2. (B) **SIDNEY RICE** (44), WR, South Carolina. Choice from Atlanta in exchange of draft picks.
3. **MARCUS MCCAULEY** (72), CB, Fresno State
4. (A) **BRIAN ROBISON** (102), DE, Texas. Choice from Tampa Bay in exchange of draft picks.
4. (B) NO CHOICE. Traded to Tampa Bay for 4a.
4. (C) NO CHOICE. Pick from Denver traded back to Denver for 3 choices in 2008.
5. **AUNDRAE ALLISON** (146), WR, East Carolina.
5. (A) **RUFUS ALEXANDER** (176), LB, Oklahoma. Choice from Denver in exchange of draft picks.
6. (B) NO CHOICE. Traded to Tampa Bay for 4a.
6. (A) **TYLER THIGPEN** (217), DB, Coastal Carolina
7. (B) **CHANDLER WILLIAMS** (233), WR, Florida International. Choice from Denver in exchange of picks.

2008 (Drafted 17th)

1. NO CHOICE. Traded to Kansas City for DE Jared Allen.
2. (A) **TYRELL JOHNSON** (43), S, Arkansas State. Choice from Carolina in exchange of draft picks.
2. (B) NO CHOICE. Traded to Philadelphia for 2a, 5c.
3. (A) NO CHOICE. Traded to Kansas City for DE Jared Allen.
3. (B) NO CHOICE. Traded to Kansas City for DE Jared Allen.
4. NO CHOICE. Traded to Philadelphia in exchange of draft picks.
5. (A) **JOHN DAVID BOOTY** (137), QB, USC. Choice from Green Bay in exchange of draft picks.
5. (B) NO CHOICE. Traded to Green Bay for 5a.
5. (C) **LETROY GUION** (152), DT, Florida State. Choice from Philadelphia in exchange of draft picks.
6. (A) NO CHOICE. Traded to Kansas City for Jared Allen and 6b.
6. (B) **JOHN SULLIVAN** (187), C, Notre Dame. Choice from Kansas City in exchange of draft picks.
6. (C) **JAYMAR JOHNSON** (193), WR, Jackson State. Choice from Jacksonville in Troy Williamson trade.
7. (A) Pick from St. Louis traded to Green Bay in exchange of draft picks.
7. (B) NO CHOICE. Traded to N.Y. Jets in Brooks Bollinger trade.

2009 (Drafted 22nd)

1. **PERCY HARVIN** (22), WR, Florida.
2. **PHIL LOADHOLT** (54), T, Oklahoma.
3. **ASHER ALLEN** (86), CB, Georgia.
4. NO CHOICE. Traded to Houston for QB Sage Rosenfels.
5. (A) **JASPER BRINKLEY** (150), LB, South Carolina. Choice from Washington.
5. (B) NO CHOICE. Traded to Washington for 5a.
5. (C) NO CHOICE. Pick from Washington traded to Philadelphia for Kelly Holcomb.
7. (A) Choice from Washington for Erasmus James traded back for 5a.
7. (B) **JAMARCA SANFORD** (231), S, Mississippi.

2010 (Drafted 30th)

1. NO CHOICE. Traded to Detroit in exchange of draft picks.
2. (A) **CHRIS COOK** (34), CB, Virginia. Choice from Detroit in exchange of picks.
2. (B) **TOBY GERHART** (51), RB, Stanford. Choice from Houston in exchange of picks.
3. NO CHOICE. Traded to Houston for 2b.
4. (A) **EVERSON GRIFFEN** (100), DE, USC. Choice from Detroit in exchange of picks.
4. (B) NO CHOICE. Traded to Detroit in exchange of draft picks.
5. (A) **CHRIS DeGEARE** (161), T, Wake Forest
5. (B) **NATE TRIPLETT** (17), LB, Minnesota. Compensatory Selection.
6. **JOE WEBB** (199), QB, UAB.
7. (A) **MICKEY SHULER** (214), TE, Penn State. Choice from Cleveland through Detroit trade for draft picks.
7. (B) **RYAN D'IMPERIA** (237), LB, Rutgers.

2011 (Drafted Alternately 12th, 11th, 9th, 8th, 7th, 13th)

1. **CHRISTIAN PONDER** (12), QB, Florida State
2. **KYLE RUDDOLPH** (43), TE, Notre Dame
3. NO CHOICE. Traded to New England for Randy Moss.
4. **CHRISTIAN BALLARD** (106), DT, Iowa
5. (A) **BRANDON BURTON** (139), CB, Utah
5. (B) NO CHOICE. Traded to Cleveland for 6a and 6b.
6. (A) **DeMARCUS LOVE** (168), DT, Arkansas. Choice from Cleveland in exchange of picks.
6. (B) **MISTRAL RAYMOND** (170), S, South Florida. Choice from Cleveland in exchange of picks.
6. (C) **BRANDON FUSCO** (172), C, Slippery Rock
6. (D) **ROSS HOMAN** (200), LB, Ohio State. Compensatory Selection.
6. (E) **DAUNDRÉ REED** (215), DE, Arizona.
6. (F) **STEPHEN BURTON** (236), WR, West Texas A&M. Compensatory Selection.

2012 (Drafted 3rd)

1. NO CHOICE. Traded to Cleveland in exchange of draft picks.
1. (B) **MATT KALL** (4), T, USC. Choice from Cleveland for 1A.
1. (C) **HARRISON SMITH** (29), S, Notre Dame. Choice from Baltimore for 2 and 4A.
2. NO CHOICE. Traded to Baltimore for 1C.
3. **JOSH ROBINSON** (66), CB, Central Florida
4. NO CHOICE. Traded to Baltimore for 1C.
4. (B) **JARIUS WRIGHT** (118), WR, Arkansas. Choice from Cleveland for 1A.
4. (C) **RHETT ELLISON** (128), TE, USC. Compensatory Selection.
4. (D) **GREG CHILDS** (134), WR, Arkansas. Compensatory Selection.
5. NO CHOICE. Traded to Detroit for 7C and 4th in '13
6. (B) **ROBERT BLANTON** (139), DB, Notre Dame. Choice from Cleveland for 1A.
6. (A) NO CHOICE. Traded to Washington for D. McNabb
6. (B) **BLAIR WALSH** (175), K, Georgia. Choice from Cleveland in the Jayme Mitchell trade.
7. (A) **AUDIE COLE** (71), LB, NC State.
7. (B) NO CHOICE. Traded to Tennessee for 7th in '13. Choice from Cleveland for 1A.
7. (C) **TREVOR GUYTON** (219), DL, California. Choice from Detroit for 5A.
7. (D) NO CHOICE. Traded to Detroit for 5A and 4th in '13. Choice from New England in the Randy Moss trade.

2013 (Drafted 23rd)

1. (A) **SHARRIF FLOYD** (23), DT, Florida.
1. (B) **XAVIER RHODES** (25), CB, Florida State
1. (C) **CORADARRELL PATTERSON** (29), WR, Tennessee. Choice from New England for 2, 3, 4a, 7c.
2. NO CHOICE. Traded to New England for 1C.
3. NO CHOICE. Traded to New England for 1C.
4. (A) NO CHOICE. Traded to New England for 1C.
4. (B) **GERALD HODGES** (120), LB, Penn State.
5. **JEFF LOCKE** (155), P, UCLA.
6. (A) NO CHOICE. Traded to Tampa Bay for 6b, 7D
6. (B) **JEFF BACA** (196), G, UCLA. Choice from Tampa Bay for 6A.
7. (A) **MICHAEL MAUTI** (213), LB, Penn State.
7. (B) **TRAVIS BOND** (214), G, North Carolina. Choice from Seattle for Percy Harvin.
7. (C) NO CHOICE. Traded to New England for 1C. Choice from Tennessee for 7B in 2012.
7. (D) **EVERETT DAWKINS** (229), DT, Florida State.

BOLD denotes players who made the Vikings active roster at some point in their career.



PRO FOOTBALL HALL OF FAME ENSHRINEES

CRIS CARTER

Wide Receiver...6' 3" 210 lbs...Ohio State...16 seasons: Philadelphia Eagles (1987-89), Minnesota Vikings (1990-2001), Miami Dolphins (2002)...Played 234 career games, including 188 games and 177 starts as a Viking...At the time of his retirement in 2002, he ranked 2nd in NFL history with 1,101 receptions and 130 TDs...Ended career with 13,899 yards...Went to 8 consecutive Pro Bowls, 1993-2000...Named to All-Decade team for 1990s...Played on only 2 teams with losing records in his 16 NFL seasons...Holds Vikings records with 1,004 receptions, 110 TD catches and 12,383 yards...Named NFL's Walter Payton Man of the Year in 1999 and Byron Whizzer White Award winner from the NFLPA...Named to 50 Greatest Vikings team in 2010...Inducted into Vikings Ring of Honor on September, 14, 2003...Acquired by Vikings off waivers from Philadelphia in 1990...Born November 25, 1965 in Troy, OH...Will be inducted to Pro Football Hall of Fame August 3, 2013...Other induction class members: Larry Allen, Curley Culp, Jonathan Ogden, Bill Parcells, Dave Robinson, Warren Sapp.



CHRIS DOLEMAN

Defensive End...6' 5" 262 lbs...Pittsburgh...15 seasons: Minnesota Vikings (1985-93, '99), Atlanta Falcons (1994-95), San Francisco (1996-98)...Selected to 8 career Pro Bowls, 6 with Minnesota (1987-90, '92-'93) and 1 each with Atlanta ('95) and San Francisco ('97)...Named 1st or 2nd-Team All-Pro 5 times...Named to NFL Team of the Decade for the 1990s...Ranks 4th in NFL history with 150.5 career sacks...Played on 4 defensive units that ranked #1 in the NFL: Minnesota (1988, '89, '93) and San Francisco ('97)...Started all 17 career playoff games he played in...Led NFL in 1989 with 21.0 sacks, tied for 4th-most in NFL history and ranks 2nd in Vikings history...Selected with #4 overall choice in 1985 NFL Draft...Suffered only 3 losing seasons in his 15-year career...Inducted into Vikings Ring of Honor in 2011...Will be inducted into the Pro Football Hall of Fame on August 4, 2012...Presented by his son, Evan Doleman...Other induction class members: Jack Butler, Demontii Dawson, Cortez Kennedy, Curtis Martin and Willie Roof.



JOHN RANDLE

Defensive Tackle...6' 1" 283 lbs...Texas A&I...14 seasons: Minnesota Vikings (1990-2000), Seattle Seahawks (2001-03)...Started 6-straight Pro Bowls for the NFC (1993-98) and went to the Pro Bowl with the Seahawks in 2001...Named to NFL Team of the Decade for the 1990s...Led or tied for the team lead 9 times in his 11 Vikings seasons and had 10+ sacks in 8 straight seasons from 1993-2000...Started 150 of the 176 games he played for the Vikings...Leads all DTs in NFL history with 137.5 career sacks...His 114.0 sacks ranks 3rd in Vikings history and most by DT...Signed with Vikings as an undrafted rookie free agent in 1990...Inducted into College Football Hall of Fame for his Texas A&I career...Born December 12, 1967, in Hearne, TX...Inducted into the Vikings Ring of Honor on November 30, 2008...Inducted into the Pro Football Hall of Fame on August 7, 2010...Presented by John Teerlink...Other induction class members: Russ Grimm, Rickey Jackson, Dick LeBeau, Floyd Little, Jerry Rice and Emmitt Smith.



RANDALL McDANIEL

Guard...6' 3" 287 lbs...Arizona State...14 seasons: Minnesota Vikings (1988-99), Tampa Bay Buccaneers (2000-01)...Started 12 consecutive Pro Bowls (1989-2000), setting an NFL record...Started 202 consecutive games in his career...Blocked for five 1,000-yard rushers in his career and four 3,000-yard passers...Earned spot on Pro Football Hall of Fame's Team of the Decade for the 1990s...His 190 games played as a Viking is tied for 7th in team history with offensive tackle Grady Alderman...Selected with the 19th overall pick in the 1988 NFL Draft...Born December 19, 1964, in Phoenix, AZ...Inducted into the Vikings Ring of Honor on December 17, 2006...Inducted in August 8, 2009...Presented by O.K. Fulton...Other induction class members: Bob Hayes, Bruce Smith, Derrick Thomas, Ralph Wilson Jr. and Rod Woodson.



GARY ZIMMERMAN

Tackle...6' 6" 294 lbs...Oregon...14 seasons: LA Express (1984-85), Minnesota Vikings (1986-92), Denver Broncos (1993-97)...Played and started 108 games for the Vikings...Played in 184 career NFL games...Named All-Pro 8 times, including 3 with Minnesota in 1988, '89 and '92...Selected to 7 Pro Bowls, including 1987-89, '92 with the Vikings...Originally selected in the 1st round of the 1984 Supplemental Draft by NY Giants and in 1984 USFL Draft by LA Express where he spent 1984 and '85 seasons...Vikings acquired his rights via trade with NY Giants in 1986...Helped Vikings to 1987 NFC Championship game...Traded to Denver in 1993 preseason...Won Super Bowl XXXII with Denver...Named to NFL All-Decade teams for 1980s and 1990s...Born December 13, 1961, in Fullerton, CA...Inducted August 2, 2008...Presented by Pat Bowlen...Other induction class members: Fred Dean, Darrell Green, Art Monk, Emmitt Thomas, Andre Tippett.



CARL ELLER

Defensive End...6' 5" 250 lbs...Minnesota...16 seasons: Minnesota Vikings (1964-1978), Seattle Seahawks (1979)...Played in 209 and started 201 games as a Viking, joining Jim Marshall and Mick Tingelhoff as the only players in team history to start 200+ games...Played in 225 career NFL games...Named All-Pro 5 times, including 4 straight from 1968-71...Played in 6 Pro Bowls, 1968-71, 73-74...Started at left defensive end in four Super Bowls (IV, VIII, IX, XI)...Vikings won the NFC Central in 10 of his final 11 seasons with the team...Vikings career record holder with 130.0 sacks...Second in franchise history with a sack in 8 straight games (Jared Allen, 11) and is the only Viking to post 15+ sacks in a season multiple times...Selected with the 6th overall pick in the NFL Draft in 1964...Born February 25, 1942, in Winston-Salem, NC...Inducted August 8, 2004...Presented by Regis Eller...Other induction class members: Bob Brown, John Elway, Barry Sanders.



RON YARY

Tackle...6' 5" 255 lbs....Southern California...15 seasons: Minnesota Vikings (1968-1981), Los Angeles Rams (1982)...Drafted by Minnesota with the 1st overall pick in 1968....Took over the Vikings right tackle spot midway through the 1969 season and was a fixture there for the rest of his career...Was named All-Pro 6 consecutive times...Was All-NFC 8 straight seasons...Played in 7 Pro Bowls...Started at right tackle in Super Bowls IV, VII, IX, XI...Missed only 2 games in his career with injuries due to a broken ankle in 1980 but came back to play with the injury for the rest of the season...His blend of size, speed and strength was unique at the time and ushered in a new era of offensive line play...Born July 16, 1946, in Chicago, IL...Inducted into the Hall of Fame August 4, 2001...Presented by John Michels...Other induction class members: Nick Buoniconti, Marv Levy, Mike Munchak, Jackie Slater, Lynn Swann, Jack Youngblood.



PAUL KRAUSE

Safety...6' 3" 200 lbs....Iowa...16 seasons: Washington Redskins (1964-1967) and Minnesota Vikings (1968-1979)...Second-round pick by Washington Redskins, 1964...Led NFL in interceptions with 12 as a rookie and was named 1st-team All Pro...In his 1st season as a Viking he intercepted passes in 6 consecutive games...Still the all-time NFL leader in interceptions with 81...Also ranks 3rd all-time with 1,185 career yards on interception returns...His 10 interceptions in 1975 remains a club record...Played in 8 Pro Bowls...Started at safety in 4 Super Bowls (IV, VIII, IX, XI)...Voted All-NFL 4 times and All-NFC 5 times...Born February 19, 1942, in Flint, MI...Inducted into the Pro Football Hall of Fame August 1, 1998...Presented by Jerry Burns...Other induction class members: Tommy McDonald, Anthony Munoz, Mike Singletary, Dwight Stephenson.

JIM FINKS

Administrator...Tulsa...22 seasons: Minnesota Vikings (1964-1973), Chicago Bears (1974-1982), New Orleans Saints (1986-1993)...Served as Vikings general manager and vice president...Hired Bud Grant in 1967 from the CFL...Finks helped the Vikings win 5 NFC Central Division crowns...Vikings appeared in Super Bowls IV and VIII under Finks' guidance...Developed Vikings, Bears and Saints, all teams with losing records, into winners...1973 NFL Executive of the Year...Long-time member of the NFL competition committee...Played DB/QB for the Pittsburgh Steelers (1949-1955)...Born August 31, 1927, in St. Louis, MO...Died May 8, 1994...Inducted posthumously into the Hall of Fame July 29, 1995...Represented by his son, Jim Finks, Jr....Presented by Edward W. McCaskey...Other induction class members: Henry Jordan, Steve Largent, Lee Roy Selmon, Kellen Winslow.

BUD GRANT

Head Coach...Minnesota...18 seasons: Minnesota Vikings (1967-1983, 1985)...NFL regular season coaching record 158-96-5...Had 10-12 mark in postseason play...Led Vikings to 11 NFC/NFL divisional championships, claiming titles in 1968-71, 1973-78, 1980...Led team to 1969 NFL title...National Football Conference Champions 1973, 1974, 1976...His Vikings teams played in Super Bowls IV, VIII, IX, XI...First person to be elected to both the Pro Football Hall of Fame and the Canadian Football League Hall of Fame (May 13, 1983)...In 28 seasons as a head coach, won a total of 290 football games...1969 NFL Coach of the Year...Came to the Vikings after a 10-year tenure (102-56-2) with the Winnipeg Blue Bombers in the Canadian Football League...Led Blue Bombers to 6 Western Conference championships...Grant brought the Bombers to 6 Grey Cups, winning the CFL Championship 4 times 1958, 1959, 1961 and 1962...Played 6 years of professional football, 2 with Philadelphia Eagles (1951-52) and 4 with the Winnipeg Blue Bombers (1953-1956)...Holds pro football record for most interceptions in a game with 5 vs. Saskatchewan (10/28/53)...Played 2 seasons with the NBA's Minneapolis Lakers (1949-1951) and won the 1949-50 NBA Championship with a 51-17 record...Born May 20, 1927, in Superior, WI...Inducted into the Pro Football Hall of Fame July 30, 1994...Presented by Sid Hartman...Other induction class members: Tony Dorsett, Jimmy Johnson, Leroy Kelly, Jackie Smith, Randy White.

ALAN PAGE



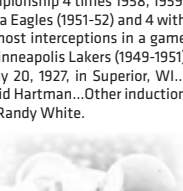
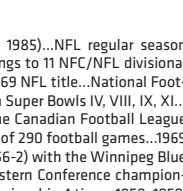
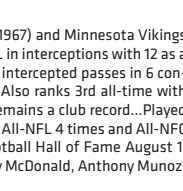
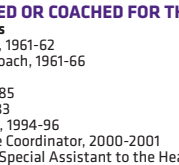
Defensive Tackle...6' 4" 225 lbs....Notre Dame... 15 seasons: Minnesota Vikings (1967-1978), Chicago Bears (1978-1981)...Consensus All-America, 1966...First-round pick, 1967...Played in 236 straight games, including 4 Super Bowls (IV, VIII, IX, XI)...Named NFL Most Valuable Player 1971...Four-time NFC Defensive Player of the Year...All NFL/NFC 9 years...Played in 9 Pro Bowls...Career marks: 23 opponent fumble recoveries...Blocked 28 kicks...Recorded 148.5 sacks...Currently serves on the Minnesota Supreme Court...Remains active in the Twin Cities community through the Page Education Foundation...Born August 7, 1945, in Canton, OH...Inducted into the Hall of Fame July 30, 1988...Presented by Minneapolis public schools principal Willarene Beasley...Other HOF induction class members: Fred Biletnikoff, Mike Ditka, Jack Ham.

FRAN TARKENTON

Quarterback...6' 0" 185 lbs....Georgia...18 seasons: Minnesota Vikings (1961-66, 1972-78) New York Giants (1967-1971)...Third-round pick, 1961...An instant star with 4 TD passes coming off the bench to beat the Bears 37-13 in the 1st game in franchise history vs. Chicago (9/17/61)...Dealt to New York Giants in 1967 and back to the Vikings in 1972 in stunning trades...At retirement, led lifetime NFL passers in attempts (6,467), completions (3,686), passing yards (47,003), TD passes (342)...1975 NFL Most Valuable Player...Rushed for 3,674 yards, 32 touchdowns...Led Vikings to 3 Super Bowls (VIII, IX, XI)...A 4-time All-NFL selection...Played in 9 Pro Bowls...Born February 3, 1940, in Richmond, VA...Inducted into Hall of Fame August 2, 1986...Presented by Max Winter...Other induction class members: Paul Hornung, Ken Houston, Willie Lanier, Doak Walker.

OTHERS WHO PLAYED OR COACHED FOR THE VIKINGS IN THE HALL OF FAME

Player, Position, w/Vikings	Inducted
Hugh McElhenny, Halfback, 1961-62	1970
Norm Van Brocklin, Head Coach, 1961-66	1971
Jim Langer, Center, 1980-81	1987
Jan Stenerud, Kicker, 1984-85	1991
Dave Casper, Tight End, 1983	2002
Warren Moon, Quarterback, 1994-96	2006
Ermitt Thomas, Defensive Coordinator, 2000-2001	2008
Mike Singletary, LB Coach, Special Assistant to the Head Coach, 2011-12	1998



MINNESOTA VIKINGS RING OF HONOR

The Ring of Honor recognizes Vikings legends for their contributions to the success of the team on and off the field. Members of the Ring of Honor are recognized with a banner on the facade of Mall of America Field's upper deck, forever living in Vikings lore.



FRAN TARKENTON

Quarterback...6' 0" 185 lbs...Georgia...18 seasons: Minnesota Vikings (1961-66, 1972-78) New York Giants (1967-1971)...Third-round pick, 1961...An instant star with 4 TD passes coming off the bench to beat the Bears 37-13 in the 1st game in franchise history vs. Chicago (9/17/61)...Dealt to New York Giants in 1967 and back to the Vikings in 1972 in stunning trades...At retirement, led lifetime NFL passer in attempts (6,467), completions (3,686), passing yards (47,003), TD passes (342)...1975 NFL Most Valuable Player...Rushed for 3,674 yards, 32 touchdowns...Led Vikings to 3 Super Bowls (VIII, IX, XI)...A 4-time All-NFL selection...Played in 9 Pro Bowls...Born February 3, 1940, in Richmond, VA...Inducted into the Vikings Ring of Honor on September 9, 1998.



ALAN PAGE

Defensive Tackle...6' 4" 225 lbs...Notre Dame...15 seasons: Minnesota Vikings (1967-1978), Chicago Bears (1978-1981)...First-round pick, 1967, 15th overall player selected...Played in 236 straight games, including 4 Super Bowls (IV, VIII, IX, XI)...Named NFL Most Valuable Player by Associated Press in 1971, the 1st defensive player to ever win the award and joins only Fran Tarkenton and Randall Cunningham as the only Vikings to earn the honor...A 4-time NFC Defensive Player of the Year...All NFL/NFC 9 years...Played in nine Pro Bowls...Career marks: 23 opponent fumble recoveries...Blocked 28 kicks...Recorded 148.5 sacks...Ranks 4th in Vikings history and leads all defensive linemen with 1,120 career tackles...Currently serves on the Minnesota Supreme Court...Active in the Twin Cities community through the Page Education Foundation...Born August 7, 1945, in Canton, OH...Inducted into the Vikings Ring of Honor on September 20, 1998.



JIM FINKS

Administrator...Tulsa...22 seasons: Minnesota Vikings (1964-1973), Chicago Bears (1974-1982), New Orleans Saints (1986-1993)...Served as Vikings general manager and vice-president...Hired Bud Grant in 1967 from the CFL...Finks helped the Vikings win 5 NFC Central Division crowns...Vikings appeared in Super Bowls IV and VIII under Finks guidance...Developed Vikings, Bears and Saints, all teams with losing records, into winners...1973 NFL Executive of the Year...Long time member of the NFL competition committee...Played DB/QB for the Pittsburgh Steelers (1949-1955)...Born August 31, 1927, in St. Louis, MO...Died May 8, 1994...inducted Vikings Ring of Honor on October 18, 1998.



BUD GRANT

Head Coach...Minnesota...18 seasons: Minnesota Vikings (1967-1983, 1985)...NFL regular season coaching record 158-96-5...Had 10-12 mark in post-season play...Led Vikings to 11 divisional championships in 1968-71, 1973-78, 1980...Led team to 1969 NFL Title...National Football Conference Champions 1973, 1974, 1976...His Vikings teams played in Super Bowls IV, VIII, IX, XI...First person to be elected to both the Pro Football Hall of Fame and the Canadian Football Hall of Fame (May 13, 1983)...In 28 seasons as a head coach, won a total of 290 football games...1969 NFL Coach of the Year...Came to the Vikings after 10-year tenure (102-56-2) with the Winnipeg Blue Bombers of the CFL...Played 2 seasons for NBA's Minneapolis Lakers...Born May 20, 1927, in Superior, WI...Inducted into the Vikings Ring of Honor on November 8, 1998.



PAUL KRAUSE

Safety...6' 3" 200 lbs...Iowa...16 seasons: Washington Redskins (1964-1967) and Minnesota Vikings (1968-1979)...Second-round pick Redskins, 1964...Led NFL in interceptions with 12 as a rookie and was named 1st-team All Pro...In his first season as a Viking he intercepted passes in 6 consecutive games...Still the all-time NFL leader in interceptions with 81...Also ranks 3rd all-time with 1,185 career yards on interception returns...His 10 interceptions in 1975 remains a club record...Played in 8 Pro Bowls...Started at safety in 4 Super Bowls (IV, VIII, IX, XI)...Voted All-NFL 4 times and All-NFC 5 times...Born February 19, 1942, in Flint, MI...Inducted into the Vikings Ring of Honor on November 15, 1998.



FRED ZAMBERLETTI

Athletic Trainer...Iowa...43 seasons: Minnesota Vikings (1961-2003)...The first athletic trainer the Vikings had and continues working with the team as a consultant and team historian...Had never missed a Vikings pre-season, regular season, post-season or all-star game until 12/24/11 at Washington, 1,049 consecutive games...Attended his 1,000th Vikings game at Pittsburgh (10/25/09)...Did not miss a day of work in 43 seasons as the trainer with the team...Has won numerous awards in his field, including being named the Professional Athletic Trainer of the Year in 1986 and in 1996 the Vikings staff was honored as the NFL Athletic Training Staff of the Year...Born May 28, 1932 in Melcher, IA...Inducted into the Vikings Ring of Honor on December 20, 1998.



JIM MARSHALL

Defensive End...6' 4" 248 lbs...Ohio State...20 seasons: Cleveland Browns (1960) and Minnesota Vikings (1961-1979)...Held NFL record for many years until broken by Brett Favre with 282 consecutive games played and started, 270 of those coming with the Vikings...Ranks 2nd in Vikings history with 127 sacks...Played in 2 Pro Bowls, following the 1968 and '69 seasons...Led or tied for team lead in sacks in each of the Vikings first 6 seasons (1961-66)...Holds NFL and Vikings record with 29 career fumble recoveries...Ranks 9th in Vikings history with 988 career tackles, ranking behind only Alan Page among defensible linemen...Joined fellow linemen Carl Eller, Gary Larsen and Alan Page to form the vaunted Purple People Eaters, one of the top defensive units of their era in the NFL...Started at DE in 4 Super Bowls (IV, VIII, IX, XI)...Originally a 4th-round draft pick by Cleveland in 1960...Born December 30, 1937 in Danville, KY...Inducted into the Vikings Ring of Honor on November 28, 1999.



RON YARY

Tackle...6' 5" 255 lbs...Southern California...15 seasons: Minnesota Vikings (1968-1981), Los Angeles Rams (1982)...Drafted by Minnesota with the 1st overall pick in 1968...The first OL to be drafted #1 overall in League history...Took over the Vikings RT spot midway through the 1969 season and was a fixture there for the rest of his career...Was named All-Pro 6 consecutive times...Was All-NFC 8 straight seasons...Played in 7 Pro Bowls...Started in Super Bowls IV, VII, IX, XI...Missed only 2 games in his career with injuries due to a broken ankle in 1980...His blend of size, speed and strength was unique when he entered the League and ushered in a new era of offensive line play...Born July 16, 1946, in Chicago, IL...Inducted into the Vikings Ring of Honor September 9, 2001.



KOREY STRINGER

Tackle...6' 5" 335 lbs...Ohio State...6 seasons: Minnesota Vikings (1995-2000)...Drafted by Minnesota with the 24th pick of the 1995 Draft...Took over the Vikings right tackle spot in the 2nd game of his rookie year and never relinquished the spot...Started 91 of the 93 games he played in the NFL and all 9 playoff games...Selected to the Pro Bowl following the 2000 season...Named a 2nd-Team All-Pro by College and Pro Football Newsweekly following the 1998 season...Named to the All-Rookie team by College and Pro Football Newsweekly and Football News after starting 15 of 16 games as a rookie...Born May 8, 1974, in Warren, OH...Died August 1, 2001...Inducted into the Vikings Ring of Honor November 19, 2001.



MICK TINGELHOFF

Center...6' 2" 237 lbs...Nebraska...17 seasons: Minnesota Vikings (1962-1978)...Played in and started 240 consecutive games, never missing a start in his 17 seasons...Named All-Pro 7 consecutive years...Played in 6 straight Pro Bowls...Named to the 1,000-Yard Club in 1969, honoring the NFL's top blocker...Started at center in four Super Bowls (IV, VIII, IX, XI)...Signed with the Vikings as a free agent in 1962, taking over starting duties at C in the 2nd preseason game and never relinquishing them until his retirement following the 1978 season...Born May 22, 1940 in Lexington, NE...Inducted into the Vikings Ring of Honor November 25, 2001.



CARL ELLER

Defensive End...6' 5" 250 lbs...Minnesota...16 seasons: Minnesota Vikings (1964-1978), Seattle Seahawks (1979)...Played in 209 and started 201 games as a Viking, joining Jim Marshall and Mick Tingelhoff as the only players in team history to start 200+ games...Played in 225 career NFL games...Named All-Pro 5 times, including 4 straight from 1968-71...Played in 6 Pro Bowls, 1968-71, 73-74...Started at left defensive end in four Super Bowls (IV, VIII, IX, XI)...Vikings won the NFC Central in 10 of his final 11 seasons with the team...Vikings career record holder with 130.0 sacks...Holds team record with a sack in 8 straight games and is the only Viking to post 15+ sacks in a season multiple times...Selected with the 6th overall pick in the NFL Draft in 1964...Inducted to Pro Football Hall of Fame in 2004...Born February 25, 1942 in Winston-Salem, NC...Inducted into the Vikings Ring of Honor November 10, 2002.



CRIS CARTER

Wide Receiver...6' 3" 210 lbs...Ohio State...16 seasons: Philadelphia Eagles (1987-1989), Minnesota Vikings (1990-01), Miami Dolphins (2002)...Played in 188 and started 177 games as a Viking, a record among Vikings WRs...Played in 234 career NFL games...Named All-Pro 4 times...Played in 8 straight Pro Bowls, 1993-00...Caught a pass in Vikings-record 111 straight games...Holds Vikings records for catches (1,004), receiving TDs (110) and receiving yards (12,383)...Holds Vikings record with 40 career 100-yard receiving games...Named to NFL's Team of the Decade for the 1990s...Recipient of the Byron "Whizzer" White Award by the NFL Players Association and the NFL Walter Payton Man of the Year Award in 1999...Claimed by Vikings off waivers from Philadelphia in 1990...Inducted to Pro Football Hall of Fame in 2013...Selected by Philadelphia in 4th round of 1987 supplemental draft...Born November 25, 1965 in Troy, OH...Inducted into the Vikings Ring of Honor September 14, 2003.



BILL BROWN

Running Back...5' 11" 230 lbs...Illinois...14 seasons: Chicago Bears (1961), Minnesota Vikings (1962-74)...Vikings career leader in rushing attempts with 1,627...Tied with Chuck Foreman for team record with 52 career rushing TDs...Ranks 3rd in Vikings history with 5,757 career rushing yards...Ranks 3rd in team history for career combined net yards with 9,237...Selected to 4 Pro Bowls, 1964, '65, '67, '68...Played in Super Bowl IV, VIII and IX...Final game of career was Super Bowl IX vs. Pittsburgh...Led Vikings in rushing 4 times, 1964-66, '68...Led team in receiving in 1964...Tied for 3rd in team history with 8 career 100-yard games...Ranks 12th in Vikings history with 180 career games played and 111 games started...Played in most games by a Vikings RB...Drafted in 2nd-round by Chicago in 1961...Obtained by Vikings via trade in 1962...Son-in-law is former NFL MVP Rich Gannon...During playing career, spent a 6-week tour visiting troops in Vietnam...Born June 29, 1938 in Mendota, IL...Inducted into the Vikings Ring of Honor September 26, 2004.



JERRY BURNS

Head Coach/Offensive Coordinator...Michigan...24 seasons: Minnesota Vikings (1968-85 Offensive Coordinator, 1986-91 Head Coach)...NFL regular season coaching record 52-43...Had 3-3 mark in postseason play... Served as Vikings' Offensive Coordinator for 18 seasons (1968-85)...Led Vikings to NFC Championship in 1987, earning upset wins over New Orleans and San Francisco along the way...First coach in Vikings history to have a winning record in his first season (9-7 in '86)...As offensive coordinator, helped Vikings to 4 Super Bowl appearances and 11 Central Division titles...Was part of 15 playoff teams during his 24 seasons with Minnesota...Coached in Super Bowl I and II with the Green Bay Packers as their defensive backs coach (1966-67)...Head coach at University of Iowa from 1961-65...Played QB for Michigan on the 1950 Rose Bowl team...Born January 27, 1927, in Detroit, MI...Inducted into the Vikings Ring of Honor on November 6, 2005.



RANDALL MCDANIEL

Guard...6' 3" 287 lbs...Arizona State...14 seasons: Minnesota Vikings (1988-99), Tampa Bay Buccaneers (2000-01)...Started 12 consecutive Pro Bowls (1989-2000), setting an NFL record...Started 202 consecutive games in his career...Blocked for five 1,000-yard rushers in his career and four 3,000-yard passers...Earned spot on Pro Football Hall of Fame's Team of the Decade for the 1990s...His 190 games played as a Viking is tied for 7th in team history with offensive tackle Grady Alderman...Inducted to Pro Football Hall of Fame in 2009...Selected with the 19th overall pick in the 1988 NFL Draft...Born December 19, 1964, in Phoenix, AZ... Inducted into the Vikings Ring of Honor on December 17, 2006.



CHUCK FOREMAN

Running Back...6' 2" 210 lbs...Miami (Fla.)...8 seasons: Minnesota Vikings (1973-79), New England Patriots (1980)...Named to 5 straight Pro Bowls (1973-77)...Team's 2nd-leading all-time rusher with 5,879 yards and tied for team record with 52 rushing TDs...Named NFC Rookie of the Year in 1973...Integral part in the Vikings' appearance in 3 Super Bowls...Posted 17 career 100-yard games...Selected with the 12th overall pick in the 1973 NFL Draft...Born October 26, 1950, in Frederick, MD...Inducted into the Vikings Ring of Honor on September 30, 2007.



JOHN RANDLE

Defensive Tackle...6' 1" 283 lbs...Texas A&I...14 seasons: Minnesota Vikings (1990-2000), Seattle Seahawks (2001-03)...Inducted into the Pro Football Hall of Fame on August 7, 2010...Started 6-straight Pro Bowls for the NFC (1993-98) and went to the Pro Bowl with the Seahawks in 2001...Named to NFL Team of the Decade for the 1990s...Led or tied for the team lead 9 times in his 11 Vikings seasons and had 10+ sacks in 8 straight seasons from 1993-2000...Started 150 of the 176 games he played for the Vikings...His 114.0 sacks ranks 3rd in Vikings history and most by DT...Signed as an undrafted free agent in 1990...Inducted into College Football Hall of Fame for his Texas A&I career...Born December 12, 1967, in Hearne, TX...Inducted into the Vikings Ring of Honor on November 30, 2008.



SCOTT STUDWELL

Linebacker...6' 2" 230 lbs...Illinois...37 seasons: Minnesota Vikings player (1977-1990), staff/personnel (1991-2013)...Spent the last 20+ seasons as a member of the Vikings scouting department, serving as the Director of College Scouting since 2002...Member of the Vikings' 25th and 40th Anniversary All-Time Teams...Holds team records for career tackles (1,981), season tackles (230 in 1981) and tackles in a game (24 vs. Detroit in 1985)...Has 2nd-most tackles with one organization in NFL history (Ray Lewis)...Participated in 202 games and 12 playoff games...Elected to the Pro Bowl in 1987 and '88...Ed Block Memorial Courage Award winner in 1987...Drafted in the 9th round from Illinois in 1977...Named to Illinois' All-Century Team in 1990, joining Hall of Famers Dick Butkus and Ray Nitschke as the linebackers on that squad...Born August 27, 1954, in Evansville, IN...Inducted into the Vikings Ring of Honor on November 29, 2009.



CHRIS DOLEMAN

Defensive End...6' 5" 262 lbs...Illinois...15 seasons: Minnesota Vikings (1985-93, '99), Atlanta Falcons (1994-95), San Francisco 49ers (1996-98)...Ranks 4th in NFL history with 150.5 career sacks...Selected to 8 Pro Bowls, 6 with the Vikings (1987-90, '92-93) and 1 each with Atlanta and San Francisco...Named to NFL's Team of the Decade for 1990s...Led NFL with 21.0 sacks in 1989, tied for the 4th-most in NFL history in a single season and 2nd in Vikings history...Originally selected with #4 overall pick in 1985 Draft by Vikings... Played and started 17 career playoff games...Born October 16, 1961, in Indianapolis, IN...Inducted into the Vikings Ring of Honor on November 14, 2011.



MATT BLAIR

Linebacker...6' 5" 232 lbs...Iowa State...12 seasons: Minnesota Vikings (1974-85)...Played in 160 career games (130 starts) for the Vikings and still ranks 2nd in team history with 1,452 career tackles... Was a part of Vikings playoff teams in six of his opening seven seasons with the team and played on the Vikings Super Bowl IX and XI teams...Named to 6 straight Pro Bowls from 1977-82 and was selected All-Pro in 1982...Holds the Vikings record with 20 blocked kicks, notching two blocks in a single game three different times...His 23.0 sacks and 16 interceptions also rank as the most by a Vikings Linebacker...Only Scott Studwell and Roy Winston played more games as a linebacker than Blair...Originally a 2nd round draft pick (#51) in 1974... Born September 20, 1950 in Hilo, Hawaii...Inducted into the Vikings Ring of Honor on October 25, 2012.

MINNESOTA VIKINGS RING OF HONOR



Fran Tarkenton
1958



Alan Page
1958



Jim Finks
1958



Bud Grant
1958



Paul Krause
1958



Fred Zamberletti
1958



Jim Marshall
1959



Ron Yary
2001



Korey Stringer
2001



Mick Tinglehoff
2001



Carl Eller
2002



Cris Carter
2003



Bill Brown
2004



Jerry Burns
2005



Randall McDaniel
2006



Chuck Foreman
2007



John Randle
2008



Scott Studwell
2009



Chris Doleman
2011



Matt Blair
2012

VIKINGS RETIRED JERSEY NUMBERS

#10 - QB Fran Tarkenton- Retired October 7, 1979

#88 - DT Alan Page- Retired September 25, 1988

#70 - DE Jim Marshall- Retired November 28, 1999

#77 - T Korey Stringer- Retired November 19, 2001

#53 - C Mick Tinglehoff- Retired November 25, 2001

#80 - WR Cris Carter- Retired September 14, 2003



Fran Tarkenton



Alan Page



Jim Marshall



Korey Stringer



Mick Tinglehoff



Cris Carter

KOREY STRINGER GOOD GUY AWARD

In 2001 the Twin Cities chapter of the Pro Football Writers of America awarded the first Korey Stringer Good Guy Award in honor of the late Vikings lineman. The award is voted on annually by members of the Twin Cities media and presented to the Vikings player who is the most cooperative and has the best attitude with the media.

2001 **Byron Chamberlain**
2002 **Matt Birk**
2003 **Daunte Culpepper**
2004 **Daunte Culpepper**

2005 **Koren Robinson**
2006 **Antoine Winfield**
2007 **Ben Leber**
2008 **Bobby Wade**

2009 **Visanthe Shiancoe**
2010 **Ben Leber**
2011 **Percy Harvin**
2012 **Chad Greenway**



KICKOFF
EXECUTIVES
STAFF
COACHES
PLAYERS
ROOKIES
2012 SEASON
RECORDS
PLAYOFF RECORDS
HISTORY
EXTRA POINTS

VIKINGS ALL-TIME NFC PLAYERS OF THE WEEK

YEAR	PLAYER	HONOR	OPPONENT	PERFORMANCE
1984	Jan Stenerud, K	Off.	@ Detroit, 9/23	5/5 FGs, 2/2 PAT, 17 pts
1985	Rufus Bess, CB	Def.	vs. San Francisco, 9/8	10 tackles, 3 FF, FR, INT
1986	Tommy Kramer, QB	Off.	vs. Green Bay, 9/28	16-of-25, 241 yds, 6 TD
1986	Gerald Robinson, DE	Def.	vs. Chicago, 10/19	6 tackles, 2.5 sacks
1986	Wade Wilson, QB	Off.	vs. New Orleans, 10/20	24-of-39, 361 yds, 3 TD
1987	Wade Wilson, QB	Off.	@ LA Rams, 9/20	17-of-38, 285 yds, 3 TD
1987	Chris Doleman, DE	Def.	vs. LA Raiders, 11/8	3 tackles, 2 sacks, 2 FF, PD
1988	Wade Wilson, QB	Off.	@ Tampa Bay, 10/23	22-of-30, 335 yds, 3 TD
1988	Carl Lee, CB/	Def.	vs. New Orleans, 12/4	3 tackles, INT (TD), 5 PD
	Jesse Solomon, LB	Def.	vs. New Orleans, 12/4	5 tackles, sack, INT (TD), PD
1989	Keith Millard, DT	Def.	vs. Detroit, 10/8	7 tackles, 3 sacks, INT, PD
1989	Mike Merriweather, LB	Def.	@ Detroit, 10/22	6 tackles, 2 sacks, INT, FF, FR
1989	Rich Karlis, K	Off.	vs. LA Rams, 11/5	7/7 FGs, 21 pts
1989	Chris Doleman, DE	Def.	vs. Atlanta, 12/10	5 tackles, 4 sacks, 2 FF, PD
1989	Chris Doleman, DE	Def.	vs. Cincinnati, 12/25	5 tackles, 3.5 sacks, FR
1990	Al Noga, DE	Def.	vs. Green Bay, 12/2	3 tackles, sack, FF, FR (TD)
1991	Anthony Carter, WR	Off.	vs. San Francisco, 9/15	3 rec, 71 yds, TD, 46t lg
1991	Chris Doleman, DE	Def.	vs. Phoenix, 10/13	8 tackles, 2 sacks, 2 FF, FR
1991	Terry Allen, RB	Off.	vs. Tampa Bay, 11/3	14 att, 127 yds, 2 TD, 55t lg
1992	Chris Doleman, DE	Def.	@ Green Bay, 9/6	7 tackles, 2 sacks, 3 FF, FR
1992	Rich Gannon, QB	Off.	@ Cincinnati, 9/27	25-of-32, 318 yds, 4 TD
1992	Jack Del Rio, LB	Def.	@ Chicago, 11/2	7 tackles, 2 INT (83t), 2 PD, FF
1992	Mike Merriweather, LB	Def.	@ Tampa Bay, 11/8	12 tackles
1992	Audray McMillian, CB	Def.	vs. Cleveland, 11/22	5 tackles, 3 INT (25t), 3 PD
1992	Vencie Glenn, S	Def.	vs. Green Bay, 12/27	2 tackles, 3 INT, 3 PD
1993	John Randle, DT	Def.	@ Chicago, 10/25	7 tackles, 3.5 sacks
1994	Warren Moon, QB	Off.	vs. Miami, 9/25	26-of-37, 326 yds, 3 TD, 44 lg
1994	Fuad Revezik, K	S.T.	@ Tampa Bay, 10/30	5/5 FG, 3/3 PAT, 48 lg, 18 pts
1994	Warren Moon, QB	Off.	vs. New Orleans, 11/6	33-of-57, 420 yds, 3 TD, 59 lg
1994	Cris Carter, WR	Off.	vs. Chicago, 12/1	9 rec, 124 yds, 2TD (65t in OT)
1994	Jack Del Rio, LB	Def.	@ Buffalo, 12/10	5 tackles, sack, INT
1994	John Randle, DT	Def.	vs. San Francisco, 12/26	2 tackles, 2 sacks, FF, FR
1995	Fuad Revezik, K	S.T.	vs. Detroit, 9/10	2/2 FG, 2/2 PAT, 8 pts
1995	Orlando Thomas, S	Def.	@ Pittsburgh, 9/24	8 tackles, 2 INT (45t), 2 PD
1995	Jeff Brady, LB	Def.	vs. Green Bay, 11/5	6 tackles, sack, INT, 2 PD
1996	Jeff Brady, LB	Def.	vs. Detroit, 9/1	4 tackles, 2 INT, 3 PD
1996	Brad Johnson, QB	Off.	@ Atlanta, 9/8	15-of-26, 275 yds, 2 TD, 71 lg
1996	John Randle, DT	Def.	vs. Green Bay, 9/22	3 tackles, 2 sacks, 2 FF
1996	Brad Johnson, QB	Off.	vs. Arizona, 12/1	19-of-26, 238 yds, 4 TD
1996	Fernando Smith, DE	Def.	@ Detroit, 12/8	3 tackles, 2 sacks
1997	Eddie Murray, K	S.T.	@ Arizona, 10/5	2/2 FG, 2/2 PAT, 49 lg, 10 pts
1998	Gary Anderson, K	S.T.	vs. Detroit, 9/20	5/5 FG, 2/2 PAT, 42 lg, 17 pts
1998	Randall Cunningham, QB	Off.	@ Chicago, 9/27	16-of-25, 275 yds, 4 TD, 67t lg
1998	Randall Cunningham, QB	Off.	@ Green Bay, 10/5	20-of-32, 442 yds, 4 TD, 56t lg
1998	Robert Smith, RB	Off.	@ Detroit, 10/25	19 att, 134 yds, TD, 57t lg
1998	Mitch Berger, P	S.T.	vs. Cincinnati, 11/15	3 punts, 55.8 avg, 2 in20, 66 lg, 4 KO TB
1998	Mitch Berger, P	S.T.	vs. Green Bay, 11/22	3 punts, 54.3 avg, 1 in20, 56 lg, 5 KO TB
1998	Randy Moss, WR	Off.	vs. Green Bay, 11/22	8 rec, 153 yds, TD, 49t lg
1998	Randy Moss, WR	Off.	@ Dallas, 11/26	3 rec, 163 yds, 3 TD, 56t lg
1998	Randall Cunningham, QB	Off.	vs. Chicago, 12/6	21-of-31, 349 yds, 4 TD, 64 lg
1998	Gary Anderson, K	S.T.	@ Baltimore, 12/13	6/6 FG, 2/2 PAT, 46 lg, 20 pts
1999	John Randle, DT	Def.	vs. Tampa Bay, 10/3	4 tackles, 2 sacks, FF, FR, PD
1999	Jeff George, QB	Off.	vs. San Fran., 10/24	15-of-28, 250 yds, 3 TD, 80t lg
1999	Cris Carter, WR	Off.	@ Denver, 10/31	8 rec, 144 yds, 2 TD, 37t lg
1999	Randy Moss, WR	Off.	@ Chicago, 11/14	12 rec, 204 yds, 44lg
1999	Cris Carter, WR	Off.	vs. San Diego, 11/28	11 rec, 136 yds, 2 TD, 34t lg
1999	Mitch Berger, P	S.T.	vs. Green Bay, 12/20	6 punts, 46.8 avg, 2 in20, 57 lg, 2 TB
1999	Moe Williams, RB	S.T.	@ NY Giants, 12/26	1 KR, 85 yds, 85t lg
1999	John Randle, DT	Def.	vs. Detroit, 1/2/00	3 tackles, 2 sacks, FF
2000	Daunte Culpepper, QB	Off.	vs. Tampa Bay, 10/9	15-of-19, 231 yds, 2TD, 7 att, 35 yds, TD
2000	Gary Anderson, K	S.T.	vs. Buffalo, 10/22	3/3 FG, 2/2 PAT, 38 lg, 11 pts
2000	Daunte Culpepper, QB	Off.	vs. Carolina, 11/19	22-of-29, 357 yds, 3TD, 53t lg
2000	Mitch Berger, P	S.T.	vs. Detroit, 11/30	5 punts, 49.2 avg, 60 lg, 1 in20, 1 KO TB
2001	Randy Moss, WR	Off.	vs. NY Giants, 11/19	10 rec, 171 yds, 3 TD, 57t lg
2001	Todd Bouman, QB	Off.	vs. Tennessee, 12/9	21-of-31, 348 yds, 4 TD, 73t lg, 131.5 PR
2002	Michael Bennett, RB	Off.	vs. Green Bay, 11/17	20 att, 130 yds, 62 lg
2002	Daunte Culpepper, QB	Off.	@ New Orleans, 12/15	26-of-36, 312 yds, 2 TD, 7att, 73 yds, 2 TD, 2pt. run
2002	Gary Anderson, K	S.T.	vs. Miami, 12/21	2/2 FG, 2/2 PAT, 53 lg, 8 pts
2003	Corey Chavous, S	Def.	@ Green Bay, 9/7	7 tackles, 2 INT, 2 PD
2003	Lance Johnstone, DE	Def.	vs. Denver, 10/19	3 tackles, 1.5 sacks, INT (TD), 2 PD
2003	Brian Williams, CB	Def.	vs. Detroit, 11/23	4 tackles, 3 INT (1 TD), 3 PD
2004	Daunte Culpepper, QB	Off.	vs. Dallas, 9/12	17-of-23, 242 yds, 5 TD, 63t lg, 147.1 PR
2004	Daunte Culpepper, QB	Off.	vs. Chicago, 9/26	19-of-30, 360 yds, 2 TD, 63t lg, 127.1 PR; 5 att, 13 yds, 1 TD
2004	Daunte Culpepper, QB	Off.	@ New Orleans, 10/17	26-of-37, 425 yds, 5 TD, 46 lg, 125.6 PR
2004	Kevin Williams, DT	Def.	vs. Jacksonville, 11/28	6 tackles, 1 sack, FR (TD)
2004	Daunte Culpepper, QB	Off.	@ Detroit, 12/19	25-of-35, 404 yds, 3 TD, 82t lg, 126.4 PR
2005	Daunte Culpepper, QB	Off.	vs. Green Bay, 10/23	23-of-31, 280 yds, 2 TD, 29 lg, 123.1 PR
2005	Darren Sharper, S	Def.	@ N.Y. Giants, 11/13	4 tackles, 3 INT, 5 PD, 1 TD
2006	Ryan Longwell, K	S.T.	vs. Carolina, 9/17	16-yard TD pass, 3/4 FG, 10 pts

2006	Cedric Griffin, CB	Def.	@ Detroit, 12/10	3 tackles, FF, FR, INT, PD
2007	Adrian Peterson, RB	Off.	@ Chicago, 10/14	20 att., 224 yds, 3 TD, 73t long
2007	Adrian Peterson, RB	Off.	vs. San Diego, 11/4	30 att., 296 yds, 3 TD, 64t long
2007	Dwight Smith, S	Def.	@ N.Y. Giants, 11/25	6 tackles, 2 INT (1 TD), 2 PD
2007	Aundrae Allison, WR	S.T.	vs. Detroit, 12/2	3 KR, 144 yds, 104t long, 1 TD
2008	Antoine Winfield, CB	Def.	at New Orleans, 10/6	8 tackles, 4 TFL, 1 sack, 1FF, 1 FR, returned blocked FG for TD
2008	Adrian Peterson, RB	Off.	vs. Green Bay, 11/9	30 att., 296 yds, 3 TD, 0 INT, 128.6 rating
2008	Jared Allen, DE	Def.	vs. Chicago, 11/30	9 tackles, 2.5 sacks, 2 QB hurries
2008	Tarvaris Jackson, QB	Off.	at Arizona, 12/14	11-of-17, 163 yds, 2 TD, 0 INT, 135.5 rating
2008	Ryan Longwell, K	S.T.	vs. N.Y. Giants, 12/28	2-for-2 FG, 50-yd game-winner, 2-2 PAT
2009	Chad Greenway, LB	Def.	at Detroit, 9/20	4 tackles, 2 INT, 1 FR
2009	Percy Harvin, WR/KR	S.T.	vs. San Francisco, 9/27	4 KOR, 180 yards, 101-yard TD
2009	Brett Favre, QB	Off.	vs. Green Bay, 10/5	24-of-31, 271 yards, 3 TD, 0 INT, 135.3 rating
2009	Brett Favre, QB	Off.	at Green Bay, 11/1	17-of-28, 244 yards, 4 TD, 0 INT, 128.6 rating
2009	Sidney Rice, WR	Off.	vs. Detroit, 11/15	7 rec., 201 yards, 28.7 avg., 56 lng
2009	Brett Favre, QB	Off.	vs. N.Y. Giants, 1/3/10	25-of-31, 316 yards, 4 TD, 0 INT, 148.7 rating
2010	Adrian Peterson, RB	Off.	vs. Detroit, 9/26	23 att., 160 yards, 2 TD, 80t lng
2010	Percy Harvin, WR/KR	S.T.	vs. Dallas, 10/17	3 ret., 134 yards, 1 TD, 44.7 avg., 95t lng
2010	Chris Kluwe, P	S.T.	vs. Arizona, 11/7	4 punts, 191 yards, 47.8 avg., 56 lng, 4 Inside 20
2010	Antoine Winfield, DB	Def.	@ Philadelphia, 12/28	9 tkls., 2 sacks, 1 TFL, 1 FF, 1 FR, returned FF/FR for TD
2011	Adrian Peterson, RB	Off.	vs. Arizona, 10/9/11	29 att., 122 yards, 3 TD, 24t lng
2012	Blair Walsh, K	S.T.	vs. Jacksonville, 9/9/12	4-of-4 FGs, OT forcing 55-yard FG, GW 38-yard FG in OT
2012	Adrian Peterson, RB	Off.	vs. Arizona, 10/21/12	23 att., 153 yards, 1 TD, 27 lng
2012	Adrian Peterson, RB	Off.	vs. Chicago, 12/9/12	31 att., 154 yards, 2 TD, 51 lng
2012	Blair Walsh, K	S.T.	at St. Louis, 12/16/12	5-of-5 FGs, Tied NFL record with 3 50+ yard FGs (50,53,51)
2012	Blair Walsh, K	S.T.	vs. Green Bay, 12/30/12	3-of-3 FGs, GW 29-yard FG to clinch a playoff berth

VIKINGS ALL-TIME NFC PLAYERS OF THE MONTH

YEAR	PLAYER	HONOR	MONTH
1986	Doug Martin, DE	Defense	September
1989	Keith Millard, DT	Defense	October
1992	Chris Doleman, DE	Defense	December
1993	Chris Doleman, DE	Defense	Dec./Jan.
1994	Jack Del Rio, LB	Defense	September
1994	Anthony Parker, CB	Defense	October
1994	John Randle, DT	Defense	December
1994	Fuad Reveiz, K	Special Teams	December
1995	Warren Moon, QB	Offense	November
1996	John Randle, DT	Defense	September
1997	Jake Reed, WR	Offense	September
1997	John Randle, DT	Defense	October
1998	Randall Cunningham, QB	Offense	October
1998	Mitch Berger, P	Special Teams	November
1998	John Randle, DT	Defense	December
1999	Mitch Berger, P	Special Teams	September
1999	Cris Carter, WR	Offense	November
1999	John Randle, DT	Defense	December
2000	Robert Smith, RB	Offense	November
2000	Mitch Berger, P	Special Teams	December
2003	Daunte Culpepper, QB	Offense	September
2004	Daunte Culpepper, QB	Offense	October
2005	Chris Kluwe, P	Special Teams	September
2005	Darren Sharper, S	Defense	November
2009	Brett Favre, QB	Offense	November
2011	Jared Allen, DE	Defense	October
2012	Percy Harvin, KR	Special Teams	September
2012	Adrian Peterson, RB	Offense	December
2012	Blair Walsh, K	Special Teams	December

VIKINGS ALL-TIME NFL ROOKIES OF THE MONTH

YEAR	PLAYER	HONOR	MONTH
1997	Dwayne Rudd, LB	Defense	December
1998	Randy Moss, WR	Offense	November
2003	Kevin Williams, DT	Defense	December
2007	Adrian Peterson, RB	Offense	September
2007	Adrian Peterson, RB	Offense	October
2009	Percy Harvin, WR	Offense	November

VIKINGS ALL-TIME NFL PLAYOFF PLAYERS OF THE WEEK

YEAR	PLAYER	HONOR	ROUND	OPPONENT/PERFORMANCE
1997	Eddie Murray, K	Special Teams	Wild Card	@ NY Giants; 3-3 FG, 2-2 XP, 11 points
1998	Robert Griffith, S	Defense	Divisional	vs. Arizona; 6 tackles, 2 interceptions
1999	Robert Smith, RB	Offense	Wild Card	vs. Dallas; 28 att., 140 yds., 3 rec., 58 yds, 1 TD
2000	Daunte Culpepper, QB	Offense	Divisional	vs. New Orleans; 17-31-302 yds., 3 TDs
2004	Antoine Winfield, CB	Defense	Wild Card	@ Green Bay; 13 tackles, 1 INT, 1 PD

VIKINGS ALL-TIME HONORS

NFL MVP

- 1971-Alan Page, DT (AP)
- 1975-Fran Tarkenton, QB (AP, NEA, PF, FW, TSN, Maxwell Club)
- 1998-Randall Cunningham, QB (Miller Lite, Maxwell Club)
- 2008-Adrian Peterson, RB (Maxwell Club)
- 2012-Adrian Peterson, RB (AP, Maxwell Club, PF, FW)

ALL-PRO

- 1963-Tommy Mason, HB (AP, UPI, NEA)
- 1964-Mick Tingelhoff, C (AP, UPI)
- 1965-Mick Tingelhoff, C (AP, UPI, NEA)
- 1966-Mick Tingelhoff, C (AP, UPI, NEA)
- 1967-Mick Tingelhoff, C (UPI)
- 1968-Mick Tingelhoff, C (AP, UPI, NEA); Carl Eller, DE (AP, UPI, NEA)
- 1969-Mick Tingelhoff, C (AP, UPI, NEA); Carl Eller, DE (AP, UPI, NEA); Alan Page, DT (UPI)
- 1970-Alan Page, DT (AP, NEA, PF, FW); Carl Eller, DE (AP, NEA, PF, FW); Mick Tingelhoff, C (PF, FW)
- 1971-Alan Page, DT (AP, NEA, PF, FW); Carl Eller, DE (AP, NEA, PF, FW); Ron Yary, T (AP, NEA, PF, FW); Paul Krause, DB (NEA)
- 1972-Ron Yary, T (AP)
- 1973-Carl Eller, DE (PF, WA, AP, NEA); John Gilliam, WR (NEA); Alan Page, DT (AP, PF, WA); Fran Tarkenton, QB (NEA); Ron Yary, T (AP, PF, WA, NEA)
- 1974-Alan Page, DT (PF, WA, AP, NEA, PF, FW); Ed White, G (NEA); Ron Yary, T (PF, WA, NEA, AP, PF, FW)
- 1975-Chuck Foreman, RB (AP, NEA, PF, FW); Paul Krause, S (AP, PF, WA); Alan Page, DT (AP, PF, WA); Fran Tarkenton, QB (AP, NEA, PF, WA); Ed White, G (NEA); Ron Yary, T (AP, NEA, PF, WA)
- 1976-Ron Yary, T (AP, NEA, PF, FW); Chuck Foreman, RB (NEA)
- 1980-Matt Blair, LB (AP)
- 1982-Doug Martin, DE (PF, FW)
- 1987-Joey Browner, S (AP, NEA, PF, FW); Gary Zimmerman, T (AP, NEA, PF, FW); Chris Doleman, DE (NEA)
- 1988-Joey Browner, S (AP, PF, FW, CP, FN, TSN, SI); Carl Lee, CB (AP, PF, FW, CP, FN, TSN); Keith Millard, DT (AP, PF, WA, CP, FN, TSN); Gary Zimmerman, T (AP, PF, FW, CP, FN)
- 1989-Chris Doleman, DE (AP, CP, FN, TSN, PF, FW); Keith Millard, DT (AP, TSN, SI, PF, FW); Joey Browner, S (CP, FN); Randall McDaniel, G (CP, FN)
- 1990-Joey Browner, S (AP, CP, FN, TSN, PF, FW, FD, NEA); Randall McDaniel, G (AP, CP, FN); Chris Doleman, DE (SI)
- 1991-Randall McDaniel, G (AP, NEA, TSN, PF, FW)
- 1992-Chris Doleman, DE (AP, FD, FN, PF, FW, TSN, UPI); Randall McDaniel, G (AP, CP, FN, FD, FN, PF, NEA, TSN); Audrey McMillian, CB (AP, CP, FN, FD, PF, FW, UPI); Gary Zimmerman, T (FN, NEA, UPI); Todd Scott, S (FD, FN, UPI); Harry Newsome, P (FN)
- 1993-Randall McDaniel, G (AP, CP, FN, PF, TSN, SI); John Randle, DT (AP, PF, FW, FD)
- 1994-Cris Carter, WR (AP, PF, FW, PF, WA, CP, FN, FD, TSN, SI, USA); Randall McDaniel, G (AP, PF, FW, CP, FN, FD, TSN, USA); John Randle, DT (AP, PF, FW, PF, WA, CP, FN, FD, TSN, USA); Fuad Revezic, K (PF, FW, PF, FD, SI)
- 1995-Randall McDaniel, G (AP, CP, FN, PF, FW, WA); John Randle, DT (AP, CP, FN, PF, FW, PF, WA); Cris Carter, WR (SI); Randall McDaniel, G (AP, CP, FN, FD, PF, WA, PF, TSN, USA); John Randle, DT (AP, FD, PF, FW, PF, WA, TSN, USA)
- 1997-Cris Carter, WR (USA); Randall McDaniel, G (TSN, USA); John Randle, DT (AP, PF, CP, FW, TSN, USA); Todd Steussie, T (FD)
- 1998-Gary Anderson, K (AP, SI, PF, CP, FN, TSN, FD, USA); Jeff Christy, C (SI); Randall Cunningham, QB (AP, SI, PF, FD, CP, FN); Robert Griffith, S (TSN, CP, FN); Jimmy Hitchcock, CB (CP, FN); Randall McDaniel, G (AP, SI, PF, CP, FN, TSN, FD, USA); Randy Moss, WR (AP, SI, PF, CP, FN, TSN, FD, USA); John Randle, DT (AP, PF, CP, FN, TSN, FD, USA); Todd Steussie, T (SI)
- 1999-Mitch Berger, P (PF, CP, FN, TSN); Cris Carter, WR (AP, FD, PF, FW, SI); Jeff Christy, C (PF, FW); Randall McDaniel, G (USA); Randy Moss, WR (USA); John Randle, DT (USA)



Steve Hutchinson

- 2000-Daunte Culpepper, QB (USA); Randy Moss, WR (AP, SI, PF, CP, FN, TSN, FD, USA)
- 2003-Matt Birk, C (TSN); Randy Moss, WR (AP, FD, PF, FW)
- 2004-Kevin Williams, DT (AP, PF, FW, TSN)
- 2005-Darren Sharper, S (PF, SI, TSN)
- 2006-Steve Hutchinson, G (PF, FW, TSN); Kevin Williams, DT (AP, PF, FW, TSN)
- 2007-Steve Hutchinson, G (AP, PF, FW, TSN); Adrian Peterson, RB (TSN); Kevin Williams, DT (AP, TSN, PF, FW); Adrian Peterson RB (AP, TSN, PF, FW); Kevin Williams DT (AP)
- 2008-Jared Allen, DE (AP); Steve Hutchinson, G (AP, TSN, PF, FW); Adrian Peterson RB (AP, TSN, PF, FW); Kevin Williams DT (AP)
- 2009-Jared Allen, DE (AP, PF, FW); Steve Hutchinson G (AP, PF, FW); Adrian Peterson RB (AP, PF, FW); Kevin Williams DT (AP, PF, FW)
- 2011-Jared Allen, DE (AP, PF, PF, FW, TSN)
- 2012-Adrian Peterson, RB (AP, PF, PF, FW, WA); Blair Walsh, K (AP, PF, PF, FW, WA); John Sullivan (PF, PF, FW, WA)

ALL-NFC

- 1970-Mick Tingelhoff, C (AP); Carl Eller, DE (AP, UPI); Alan Page, DT (AP, UPI); Paul Krause, S (UPI)
- 1971-Carl Eller, DE (AP, UPI, TSN); Alan Page, DT (AP, UPI, TSN); Ron Yary, T (AP, UPI, TSN); Bob Grim, WR (UPI, TSN); Paul Krause, DB (UPI, TSN)
- 1972-Carl Eller, DE (TSN, AP); Paul Krause, DB (UPI, AP, TSN); Alan Page, DT (UPI, AP, TSN); Fran Tarkenton, QB (UPI, TSN); Ron Yary, T (UPI, AP, TSN)
- 1973-Carl Eller, DE (PF, WA, AP, UPI, TSN); John Gilliam, WR (UPI, TSN); Paul Krause, S (UPI, TSN, AP, PF, WA); Alan Page, DT (UPI, AP, UPI, TSN); Ron Yary, T (AP, PF, WA, TSN, UPI); Bobby Bryant, DB (PF, WA)
- 1974-Chuck Foreman, RB (AP, UPI, TSN, PF, FW); Alan Page, DT (AP, UPI, TSN, PF, FW); Nate Wright, DB (PF, FW); Ron Yary, T (AP, UPI, TSN, PF, FW)
- 1975-Carl Eller, DE (AP, UPI); Chuck Foreman, RB (AP, UPI); Paul Krause, S (AP, UPI); Alan Page, DT (AP, UPI); Fran Tarkenton, QB (AP, UPI); Ed White, G (AP, UPI); Ron Yary, T (AP, UPI)
- 1976-Sammy White, WR (UPI); Ron Yary, T (AP, UPI); Ed White, G (UPI); Fran Tarkenton, QB (UPI); Chuck Foreman, RB (AP, UPI); Alan Page, DT (AP, UPI)
- 1977-Matt Blair, LB (TSN); Chuck Foreman, RB (PF, TSN); Alan Page, DT (UPI); Sammy White, WR (PF, FW); Ron Yary, T (UPI, PF, TSN)
- 1978-Matt Blair, LB (UPI, PF, FW); Sammy White, WR (UPI)
- 1979-Ahmad Rashad, WR (UPI, PF, FW, SI); Matt Blair, LB (PF, FW)
- 1980-Matt Blair, LB (UPI); Ahmad Rashad, WR (UPI)
- 1981-Joe Senser, TE (UPI)
- 1982-Doug Martin, DE (UPI, PF, FW)
- 1986-Tommy Kramer, QB (UPI)
- 1987-Joey Browner, S (UPI, PF, FW, FN); Chris

- Doleman, DE (UPI, PF, FW, FN); Gary Zimmerman, T (UPI, PF, FW, FN); Steve Jordan, TE (UPI); Anthony Carter, WR (FN)
- 1988-Joey Browner, S (UPI); Carl Lee, CB (UPI); Gary Zimmerman, T (UPI)
- 1989-Chris Doleman, DE (UPI, PF, FW); Keith Millard, DT (UPI, PF, FW); Randall McDaniel, G (PF, FW); Joey Browner, S (UPI)
- 1990-Joey Browner, S (UPI, FN); Randall McDaniel, G (UPI); Carl Lee, CB (FN); Henry Thomas, DT (FN)
- 1993-Randall McDaniel, G (UPI, FN); John Randle, DT (UPI, FN); Chris Doleman, DE (UPI)
- 1994-Cris Carter, WR (FN, UPI); Randall McDaniel, G (FN, UPI); John Randle, DT (FN, UPI); Fuad Revezic, K (FN, UPI); Jack Del Rio, LB (FN)
- 1995-Randall McDaniel, G (FN, UPI); David Palmer, PR (FN); John Randle, DT (FN, UPI)
- 1996-Randall McDaniel, G (UPI, FN); John Randle, DT (UPI)
- 1997-Cris Carter, WR (FN); Randall McDaniel, G (FN, UPI); David Palmer, PR (PF, FW); John Randle, DT (PF, FN, USA); Todd Steussie, T (PF, FN)
- 1998-Gary Anderson, K (FN, PF, FW); Jeff Christy, C (FN, PF, FW); Randall Cunningham, QB (FN, PF, FW); Randall McDaniel, G (FN, PF, FW); Randy Moss, WR (FN, PF, FW); John Randle, DT (FN, PF, FW); Dwayne Rudd, LB (FN); Todd Steussie, T (PF, FW)
- 1999-Mitch Berger, P (PF, FW); Cris Carter, WR (PF, FW); Jeff Christy, C (PF, FW)
- 2000-Matt Birk, C (PF, FN); Daunte Culpepper, QB (FN); Randy Moss, WR (CP, FN, FN); Robert Smith, RB (PF, FN)
- 2002-Randy Moss, WR (PF, FW)
- 2003-Matt Birk, C (PF, FW); Randy Moss, WR (PF, FW)
- 2004-Daunte Culpepper, QB (PF, FW); Kevin Williams, DT (PF, FW)
- 2005-Koren Robinson, KR (PF, FW); Darren Sharper, S (PF, FW)
- 2006-Steve Hutchinson, G (PF, FW); Pat Williams, DT (PF, FW)
- 2007-Matt Birk, C (PF, FW); Steve Hutchinson, G (PF, FW); Adrian Peterson, RB (PF, FW); Darren Sharper, S (PF, FW); Kevin Williams, DT (PF, FW); Pat Williams, DT (PF, FW)
- 2008-Steve Hutchinson, G (PF, FW); Adrian Peterson, RB (PF, FW); Kevin Williams, DT (PF, FW)
- 2009-Adrian Peterson, RB (PF, FW)
- 2010-Adrian Peterson, RB (PF, FW)
- 2011-Jared Allen, DE (PF, FW)

NFL COACH OF THE YEAR

- 1969-Bud Grant (PF, TSN)
- 1992-Dennis Green (Washington Touchdown Club)
- 1998-Dennis Green (SI, Maxwell Club)

NFC COACH OF THE YEAR

- 1992-Dennis Green, (UPI, CP, FN)

NFL OFFENSIVE PLAYER OF THE YEAR

- 1975-Fran Tarkenton, QB (PF, FW)
- 1998-Randall Cunningham, QB (CP, FN)
- 2012-Adrian Peterson, RB (AP, PF, PF, WA, 101 Awards)

NFL DEFENSIVE PLAYER OF THE YEAR

- 1971-Alan Page, DT (PF, FW)
- 1973-Alan Page, DT (PF, FW)
- 1989-Keith Millard, DT (AP, PF, FW)
- 2011 -Jared Allen, DE (101 Awards)

NFC PLAYER OF THE YEAR

- 1974-Chuck Foreman (TSN)
- 1998-Fran Tarkenton (TSN)
- 1998-Randall Cunningham, QB (FN)

NFC DEFENSIVE PLAYER OF THE YEAR

- 1992-Chris Doleman, DE (UPI)
- 2011-Jared Allen, DE (TSN)

NFL LINEMAN OF THE YEAR

- 1973-Alan Page, DT (PF, WA)

NFL COMEBACK PLAYER OF THE YEAR

- 1986-Tommy Kramer, QB (PF, FW)
- 2012-Adrian Peterson, RB (PF, PF, WA)

KICKOFF
 EXECUTIVES
 STAFF
 COACHES
 PLAYERS
 ROOKIES
 2012 SEASON
 RECORDS
 PLAYOFF RECORDS
 HISTORY
 EXTRA POINTS

NFL ROOKIE OF THE YEAR

- 1963-Paul Flatley, WR (AP, UPI, NEA, TSN)
- 1973-Chuck Foreman, RB (AP, PFWA)
- 1976-Sammy White, WR (AP, PFWA)
- 1998-Randy Moss, WR (TSN, FN, PFW, SI)
- 2007-Adrian Peterson, RB (TSN, PFW, SI)
- 2009-Percy Harvin, WR/KR (Pepsi)

NFL OFFENSIVE ROOKIE OF THE YEAR

- 1973-Chuck Foreman, RB (PFW)
- 1976-Sammy White, WR, (PFW, PD)
- 1998-Randy Moss, WR (AP, FD, CPFW)
- 2007-Adrian Peterson, RB (AP, PFW)
- 2009-Percy Harvin, WR/KR (AP, PFW)

NFL DEFENSIVE ROOKIE OF THE YEAR

- 1994-Dewayne Washington, CB (PFN)

WALTER PAYTON AWARD-NFL MAN OF THE YEAR

- 1999-Cris Carter
- 2010-Madieu Williams

NFL ALUMNI PLAYERS OF THE YEAR

- 1988-Anthony Carter (WR), Joey Browner (DB)
- 1992-Randall McDaniel (OL)
- 1994-Cris Carter (WR)
- 1998-Gary Anderson (ST), Randall Cunningham (QB), Randy Moss (WR), John Randle (LB)
- 2000-Cris Carter (WR), Daunte Culpepper (QB)
- 2006-Steve Hutchinson (OL)
- 2008-Adrian Peterson (RB)
- 2009-Steve Hutchinson (OL), Jared Allen (DL)

NFL ALUMNI CAREER ACHIEVEMENT AWARD

- 1995-Alan Page

NFC ROOKIE OF THE YEAR

- 1973-Chuck Foreman, RB (Wheaties, TSN)
- 1976-Sammy White, WR (UPI, TSN, NEA)
- 1998-Randy Moss, WR (PFWA)

NFC OFFENSIVE ROOKIE OF THE YEAR

- 1998-Randy Moss, WR (PFWA)

1,000 YARD CLUB

- (For the outstanding blocker in the NFL)
- 1969-Mick Tingelhoff, C
- 1975-Ron Yary, T

GOLDEN TOE AWARD

- 1994-Fuad Revez
- 1998-Gary Anderson
- 2012-Blair Walsh

PRO BOWL PLAYERS

- 1961-Hugh McElhenny, HB; Jerry Reichow, E
- 1962-Tommy Mason, HB
- 1963-Tommy Mason, HB; Grady Alderman, T; Rip Hawkins, LB
- 1964-Tommy Mason, HB; Grady Alderman, T; Mick Tingelhoff, C; Fran Tarkenton, QB, Bill Brown, RB
- 1965-Grady Alderman, T; Bill Brown, FB; Fran Tarkenton, QB; Mick Tingelhoff, C
- 1966-Paul Flatley, E; Grady Alderman, T; Milt Sunde, G; Mick Tingelhoff, C
- 1967-Mick Tingelhoff, C; Grady Alderman, T; Bill Brown, FB
- 1968-Mick Tingelhoff, C; Bill Brown, FB; Carl Eller, DE; Jim Marshall, DE; Alan Page, DT
- 1969-Carl Eller, DE; Joe Kapp, QB; Paul Krause,



Joey Browner

- S; Gary Larsen, DT; Jim Marshall, DE; Alan Page, DT; Gene Washington, WR; Mick Tingelhoff, C
- 1970-Fred Cox, K; Carl Eller, DE; Karl Kasulke, S; Gary Larsen, DT; Dave Osborn, HB; Alan Page, DT; Gene Washington, WR
- 1971-Carl Eller, DE; Alan Page, DT; Paul Krause, DB; Ron Yary, T; Bob Grim, WR
- 1972-John Gilliam, WR; Paul Krause, DB; Alan Page, DT; Ron Yary, T
- 1973-Chuck Foreman, RB; John Gilliam, WR; Paul Krause, S; Alan Page, DT; Jeff Siemon, LB; John Yary, T; *Carl Eller, DE
- 1974-Carl Eller, DE; Chuck Foreman, RB; John Gilliam, WR; Paul Krause, S; Alan Page, DT; *Fran Tarkenton, QB; Ron Yary, T
- 1975-Bobby Bryant, DB; Chuck Foreman, RB; John Gilliam, WR; Paul Krause, S; Alan Page, DT; Jeff Siemon, LB; *Fran Tarkenton, QB; Ed White, C; Ron Yary, T
- 1976-Jeff Siemon, LB; Ed White, C; Ron Yary, T; Sammy White, WR; *Chuck Foreman, RB; *Fran Tarkenton, QB; *Alan Page, DT
- 1977-Matt Blair, LB; Chuck Foreman, RB; Jeff Siemon, LB; Ed White, G; Sammy White, WR; Ron Yary, T
- 1978-Matt Blair, LB; Ahmad Rashad, WR
- 1979-Matt Blair, LB; Ahmad Rashad, WR
- 1980-Matt Blair, LB; Ahmad Rashad, WR
- 1981-Matt Blair, LB; Ahmad Rashad, WR; *Joe Senter, TE
- 1982-Matt Blair, LB
- 1984-Jan Stenerud, K
- 1985-Joey Browner, special teams
- 1986-Tommy Kramer, QB; Joey Browner, S; Steve Jordan, TE
- 1987-Joey Browner, S; Chris Doleman, DE; Scott Studwell, LB; Anthony Carter, WR; Steve Jordan, TE; Gary Zimmerman, T
- 1988-Joey Browner, S; Chris Doleman, DE; Carl Lee, CB; Keith Millard, DT; Scott Studwell, LB; Anthony Carter, WR; Steve Jordan, TE; Wade

- Wilson, QB; Gary Zimmerman, T
- 1989-Joey Browner, S; Chris Doleman, DE; Carl Lee, CB; Keith Millard, DT; Steve Jordan, TE; Randall McDaniel, CB; Gary Zimmerman, T
- 1990-Joey Browner, S; Chris Doleman, DE; Carl Lee, CB; Steve Jordan, TE; Randall McDaniel, G
- 1991-Steve Jordan, TE; Randall McDaniel, G; Henry Thomas, NT
- 1992-Chris Doleman, DE; Randall McDaniel, G; *Audray McMillian, CB; Todd Scott, S; Henry Thomas, DT; Gary Zimmerman, T
- 1993-Cris Carter, WR; Chris Doleman, DE; Randall McDaniel, G; John Randle, DT
- 1994-Cris Carter, WR; Jack Del Rio, LB; Randall McDaniel, G; Warren Moon, QB; John Randle, DT; Fuad Revez, K
- 1995-Cris Carter, WR; Randall McDaniel, G; Warren Moon, QB; John Randle, DT
- 1996-Cris Carter, WR; Randall McDaniel, G; John Randle, DT
- 1997-Cris Carter, WR; Randall McDaniel, G; John Randle, DT; Todd Stuessie, T
- 1998-Gary Anderson, K; Cris Carter, WR; Jeff Christy, C; Randall Cunningham, QB; *Ed McDaniel, LB; Randall McDaniel, G; Randy Moss, WR; John Randle, DT; Robert Smith, RB; Todd Stuessie, T
- 1999-Mitch Berger, P; Cris Carter, WR; Jeff Christy, C; Randall McDaniel, G; Randy Moss, WR
- 2000-Matt Birk, C; Cris Carter, WR; Daunte Culpepper, QB; Robert Griffith, S; *Randy Moss, WR; *Robert Smith, RB; Corey Stringer, T
- 2001-Matt Birk, C; Byron Chamberlain, TE
- 2002-Michael Bennett, RB; *Randy Moss, WR
- 2003-Matt Birk, C; Corey Chavous, S; Daunte Culpepper, QB; *Randy Moss, WR
- 2004-Matt Birk, C; Daunte Culpepper, QB; Kevin Williams, DT
- 2005-Koren Robinson, KR; Darren Sharper, S
- 2006-Matt Birk, C; Steve Hutchinson, G; Kevin Williams, DT; Pat Williams, DT
- 2007-Matt Birk, C; Steve Hutchinson, G; Adrian Peterson, RB; Tony Richardson, FB; Darren Sharper, S; Kevin Williams, DT; Pat Williams, DT
- 2008-Jared Allen, DE; Steve Hutchinson, G; Adrian Peterson, RB; Kevin Williams, DT; Pat Williams, DT; Antoine Winfield, CB
- 2009-Jared Allen, DE; Heath Farwell, LB; *Brett Favre, QB; *Percy Harvin, WR/KR; Steve Hutchinson, G; *Bryant McKinnie, TE; Adrian Peterson, RB; *Sidney Rice, WR; *Kevin Williams, DT; *Antoine Winfield, DB
- 2010-E.J. Henderson, LB; Adrian Peterson, RB; *Kevin Williams, DT; Antoine Winfield, CB
- 2011-Jared Allen, DE; Chad Greenway, LB
- 2012-Jared Allen, DE; Jerome Felton, FB; Chad Greenway, LB; Matt Kalil, T; Adrian Peterson, RB; Kyle Rudolph, TE; Blair Walsh, K

Bold - Starter

- *Did not play
- AP-Associated Press; CPFN-College & Pro Football Newsweekly; FD-Football Digest; FN-Football News; NEA-Newspaper Enterprise Assoc.; PFW-Pro Football Weekly; PFWA-Pro Football Writers of America; SI-Sports Illustrated; TSN-The Sporting News; UPI-United Press International; USA-USA Today

VIKINGS PRO BOWL HONOREES

MOST PRO BOWL SEASONS

11	Randall McDaniel, G	1989-99
9	Alan Page, DT	1968-76
8	Cris Carter, WR	1993-00
7	Ron Yary, T	1971-77
6	Joey Browner, S	1985-90
6	Matt Blair, LB	1977-82
6	Chris Doleman, DE	1987-90, '92-93
6	Carl Eller, DE	1968-71, '73-74
6	Paul Krause, S	1969, '71-75
6	Steve Jordan, TE	1986-91
6	John Randle, DT	1993-98
6	Mick Tingelhoff, C	1964-69
6	Matt Birk, C	2000-01, '03-04, '06-07
6	Kevin Williams, DT	2004, '06-10

MOST PRO BOWL STARTS

11	Randall McDaniel, G	1989-99
7	Alan Page, DT	1968-71, '73-75
7	Ron Yary, T	1971-77
6	John Randle, DT	1993-98
5	Chris Doleman, DE	1987-90, '92

EXTRA POINTS HISTORY RECORDS ROOKIE PLAYERS COACHES STAFF EXECUTIVES KICKOFF

2008		COACH: BRAD CHILDS		RECORD: 10-6		
9/8	L ... 19-24	at Green Bay		61,004		
9/14	L ... 15-18	Indianapolis		63,585		
9/21	W ... 20-10	Carolina		62,628		
9/28	L ... 17-30	at Tennessee		69,143		
10/6	W ... 30-27	at New Orleans		70,015		
10/12	W ... 12-10	Detroit		62,867		
10/19	L ... 41-48	at Chicago		62,235		
11/2	W ... 28-21	Houston		62,839		
11/9	W ... 28-27	Green Bay		63,845		
11/16	L ... 13-19	at Tampa Bay		65,278		
11/23	W ... 30-12	at Jacksonville		65,064		
11/30	W ... 34-14	Chicago		63,722		
12/7	W ... 20-16	at Detroit		50,444		
12/14	W ... 35-14	at Arizona		64,457		
12/21	L ... 17-24	Atlanta		62,889		
12/28	W ... 20-19	New York Giants		63,761		
PLAYOFFS						
1/4/09	L ... 14-26	Philadelphia		61,746		
Total First Downs						
		Minn.	Opp.			
Rushing		119	72			
Passing		150	163			
Penalty		23	20			
3rd Down: Made/Att		86/218	68/203			
3rd Down Pct.		39.4	33.5			
4th Down: Made/Att		9/18	5/13			
4th Down Pct.		50.0	38.5			
Possession Avg.						
Total Net Yards		5,294	4,679			
Avg. Per Game		330.9	292.4			
Total Plays		1,014	946			
Avg. Per Play		5.2	4.9			
Net Yards Rushing						
		2,338	1,230			
Avg. Per Game		146.1	76.9			
Total Rushes		519	371			
Net Yards Passing						
		2,956	3,449			
Avg. Per Game		184.8	215.6			
Sacked/Yards Lost		43/261	45/304			
Gross Yards		3,217	3,753			
Attempts/Completions		452/267	530/324			
Completion Pct.		59.1	61.1			
Had Intercepted		17	12			
Punts/Average		74/46.9	80/43.5			
Net Punting Avg.		35.0	39.1			
Penalties/Yards		90/692	109/1002			
Fumbles/Ball Lost		31/14	34/13			
Touchdowns						
Rushing		15	10			
Passing		22	15			
Returns		4	11			
Score by Periods						
	1	2	3	4	OT	T
VIKINGS	94	114	61	110	0	379
OPPONENTS	78	74	115	66	0	333
Scoring						
	Ru	Re	Rt	1 pt.	2 pt.	FG
Longwell	0	0	0	40/40	-	29/34
Peterson	10	0	0	-	-	60
Berrian	0	7	1	-	-	48
Shiancoe	0	7	0	-	-	42
Taylor	4	2	0	-	-	36
Rice	0	4	0	-	-	24
Wade	0	2	0	-	-	12
Winfield	0	2	0	-	-	12
Ferrette	1	0	0	-	-	6
Harris	0	0	1	-	-	6
Allen	0	0	0	-	-	2
OPPONENTS	15	22	4	40/40	0/1	29/34
OPPONENTS	10	15	11	35/35	1/1	26/36
Field Goals						
	1-19	20-29	30-39	40-49	50+	
Longwell	0/0	0/0	10/10	7/9	6/9	6/6
VIKINGS	0/0	0/0	10/10	7/9	6/9	6/6
OPPONENTS	0/0	0/0	10/10	5/8	9/15	2/3
Longwell: (37, 27) (45, 27, 53, 46, 28, 48N) (28, 32) (42, 48RU) (53, 33, 30) (38B, 26) (42, 23) (54, 47WR) (43, 37) (54, 32, 22) (23, 27) (35, 50) (34B) (29) (48, 50)						
Opponents: (42, 33B) (30N, 47) (43) (20, 32, 49) (46B, 35, 53, 46WL) (40) (26, 42B, 48), (47, 40, 52WR) (39, 26, 29, 26, 46WR) (21, 46WL, 38WL) (25, 23, 39) (-) (22) (51, 30, 42, 20, 48WR)						
Rushing						
	Att.	Yds.	Avg.	Lg.	TD	
Peterson	363	1760	4.8	67	10	
Taylor	101	399	4.0	21t	4	
Jackson	26	145	5.6	29	0	
Berrian	4	26	6.5	14	0	
Ferrette	19	7	0.4	5	1	
Dugan	4	7	1.8	2	0	
Allison	1	1	1.0	1	0	
Kluwe	1	-7	-7.0	-7	0	
VIKINGS	519	2338	4.5	67t	15	
OPPONENTS	371	1200	3.3	57	10	
Passing						
	Att.	Cmp.	Yards	Pct	Yd./Att.	TD
Ferrette	301	178	2157	59.1	7.17	12
Jackson	149	88	1056	59.1	7.09	9
Taylor	1	1	4	100.0	4.00	0
Rice	1	0	0	0.0	0.0	0
VIKINGS	452	267	3217	59.1	7.12	22
OPPONENTS	530	324	3753	61.1	7.08	15
Receiving						
	No.	Yds.	Avg.	Long	TD	
Wade	53	645	12.2	59t	2	
Berrian	48	964	20.1	99t	7	
Taylor	45	399	8.9	47t	2	
Shiancoe	42	596	14.2	40	7	
Peterson	21	125	6.0	16	0	
Tahi	16	37	2.3	7	0	
Rice	15	141	9.4	23t	4	
Allison	10	109	10.9	21	0	
Kleinsasser	6	92	15.3	34	0	
Mills	5	65	13.0	23	0	
Ferguson	3	25	8.3	9	0	
Dugan	2	12	6.0	9	0	
Tapeh	1	7	7.0	7	0	
VIKINGS	267	3217	12.0	99t	22	
OPPONENTS	324	3753	11.6	75	15	
Interceptions						
	No.	Yds.	Avg.	Long	TD	
Leber	2	29	14.5	28	0	
Sapp	2	13	6.5	14	0	
Winfield	2	5	2.5	4	0	
M. Williams	2	-1	-0.5	0	0	
Sharper	1	12	12.0	12	0	
Gordon	1	0	0.0	0	0	
Johnson	1	0	0.0	0	0	
Griffin	1	-2	-2.0	-2	0	
VIKINGS	12	56	4.7	28	0	
OPPONENTS	17	329	19.4	59t	2	
Opp. Fumble Rec.						
	No.	Yds	Avg	Long	TD	
Leber	4	10	2.5	10	0	
Winfield	2	28	14.0	19t	1	
Sharper	2	20	10.0	20	0	
Harris	1	27	27.0	27t	1	
Johnson	1	7	7.0	7	0	
E.J. Henderson	1	0	0.0	0	0	
Thomas	1	0	0.0	0	0	
P. Williams	1	0	0.0	0	0	
VIKINGS	13	92	7.1	27t	2	
OPPONENTS	10	10	1.0	4	1	
Punting						
	No.	Yds	Avg	Net	TBIn20	Lg
Kluwe	73	3473	47.6	35.0	13	23
VIKINGS	73	3473	46.9	35.0	13	23
OPPONENTS	80	3481	43.5	39.1	4	29
Punt Returns						
	No.	FC	Yds	Avg	Long	TD
Berrian	7	5	114	16.3	82t	1
Gordon	15	11	66	4.4	20	0
Allison	9	4	58	6.4	27	0
Wade	3	3	35	11.7	20	0
VIKINGS	34	23	373	8.0	82t	1
OPPONENTS	42	8	624	14.9	76t	4
Kickoff Returns						
	No.	Yds	Avg	Long	TD	
M. Hicks	29	690	23.8	38	0	
Taylor	10	234	23.4	37	0	
Reynaud	8	201	25.1	49	0	
Allison	6	100	16.7	22	0	
Gordon	2	61	30.5	42	0	
Kleinsasser	3	36	12.0	14	0	
Tahi	2	31	15.5	20	0	
Peterson	1	16	16.0	16	0	
VIKINGS	61	1369	22.4	44	0	
OPPONENTS	78	1830	23.5	58	0	
Defensive Leaders:						
Tackles - Greenway (150), Griffin (100), Winfield (96), Leber (88), K. Williams (84)						
Sacks - Allen (14.5), K. Williams (8.5), Greenway (5.5), Edwards (5.0), Robison (2.5)						
Wyms (2.5), Winfield (2.0), Leber (1.5)						
Interceptions, TDs - Leber (2), Sapp (2), Winfield (2), M. Williams (2), Sharper (1), T. Johnson (1), Gordon (1), Griffin (1)						
Fumbles Lost - A. Peterson 4, T. Jackson 3, C. Taylor 2, B. Berrian 1, N. Tahi 1, C. Gordon 1, G. Ferrette 1 Total: 14						
Opponent Fumble Recoveries - B. Leber 4, D. Sharper 2, A. Winfield 2, N. Harris 1, P. Williams 1, E.J. Henderson 1, D. Thomas 1, T. Johnson 1 Total: 13						
Extra Points						
	Att.	Made	Yards	Pct	Yd./Att.	TD
Ferrette	301	178	2157	59.1	7.17	12
Jackson	149	88	1056	59.1	7.09	9
Taylor	1	1	4	100.0	4.00	0
Rice	1	0	0	0.0	0.0	0
VIKINGS	452	267	3217	59.1	7.12	22
OPPONENTS	530	324	3753	61.1	7.08	15

9/13.....	W	34-20	@ Cleveland.....	70,560
9/20.....	W	27-13	@ Detroit.....	56,269
9/27.....	W	27-24	San Francisco.....	63,398
10/5.....	W	30-23	Green Bay.....	63,846
10/11.....	W	38-10	@ St. Louis.....	60,166
10/18.....	W	33-31	Baltimore.....	63,689
10/25.....	L	17-27	@ Pittsburgh.....	65,597
11/1.....	W	38-26	@ Green Bay.....	71,213
11/16.....	W	27-10	Detroit.....	63,854
11/22.....	W	35-9	Seattle.....	63,854
11/29.....	W	36-10	Chicago.....	63,854
12/6.....	L	17-30	@ Arizona.....	64,121
12/13.....	W	30-10	Cincinnati.....	63,854
12/20.....	L	7-26	@ Carolina.....	73,515
12/28.....	L	30-36 OT	@ Chicago.....	62,479
1/3/10.....	W	44-7	New York Giants.....	63,854

PLAYOFFS

1/17/10.....	W	34-3	Dallas.....	63,547
1/24/10.....	L	28-31 OT	@ New Orleans.....	71,276

Total First Downs		Minn.	Opp.	
Rushing.....		343	271	
Passing.....		99	63	
Penalty.....		220	183	
3rd Down: Made/Att.....		24	25	
3rd Down: Pct.....		100/223	69/200	
4th Down: Made/Att.....		44.8	34.5	
4th Down: Pct.....		8/12	5/12	
Possession Avg.....		66.7	41.7	
Total Net Yards		32-40	27-20	
Total Net Yards		6074	4888	
Avg. Per Game.....		379.6	305.5	
Total Plays.....		1054	940	
Avg. Per Play.....		5.8	5.2	
Net Yards Rushing		1918	1394	
Avg. Per Game.....		119.9	87.1	
Total Rushes.....		467	357	
Net Yards Passing		4156	3494	
Avg. Per Game.....		259.8	218.4	
Sacked/Yards Lost.....		34/247	48/318	
Gross Yards Passing.....		4403	3812	
Att./Completions.....		553/377	535/341	
Completion Pct.....		68.2	63.7	
Had Intercepted.....		7	11	
Punts/Average		73/43.9	89/44.7	
Net Punting Avg.		37.8	38.2	
Penalties/Yards		101/757	109/902	
Fumbles/Ball Lost		19/11	35/13	
Touchdowns		56	36	
Rushing.....		19	5	
Passing.....		34	26	
Returns.....		3	5	

Score by Periods

	1	2	3	4	OT	T
VIKINGS.....	69	156	111	134	0	470
OPPONENTS.....	29	101	56	120	6	312

Scoring

	Ru	Re	Rt	1 pt.	2 pt.	FG	S	T
Longwell.....	0	0	0	54/55	-	26/28	-	132
Peterson.....	18	0	0	-	-	-	-	108
Shiancoe.....	0	11	0	-	-	-	-	66
Harvin.....	0	6	2	-	-	-	-	48
Rice.....	0	8	0	-	-	-	-	48
Berrian.....	0	4	0	-	-	-	-	24
Dugan.....	0	2	0	-	-	-	-	12
Taylor.....	1	1	0	-	-	-	-	12
J. Allen.....	0	0	1	-	-	-	-	8
Lewis.....	0	1	0	-	-	-	-	6
Tahi.....	0	1	0	-	-	-	-	6
VIKINGS.....	19	34	3	54/55	-	26/28	-	1470
OPPONENTS.....	5	26	5	30/31	-	22/26	-	312

Field Goals

	1-19	20-29	30-39	40-49	50+
Longwell.....	1/1	10/10	5/6	8/9	2/2
VIKINGS.....	1/1	10/10	5/6	8/9	2/2
Opponents.....	0/0	8/8	10/10	4/7	0/1

Longwell: (21, 37) (26, 46) (40, 52, 44B) (1) (47) (40, 22, 29, 31) (18) (41) (22, 35) 0 (52, 37, 20) (25) (41, 23, 44) (39N) (41) (36, 24, 27)
Opponents: (37, 20) (30, 48) (37) (31) (29) (29, 44N) (37) (37, 27, 36, 51N) (48N, 38) (40) (38) (31, 30, 29) (22) 0 (22, 42, 41, 45N) 0

Passing	Att.	Cmp.	Yards	Pct	Yd./Att.
Favre.....	531	363	4202	68.4	7.91
Jackson.....	21	14	201	66.7	9.57
Rice.....	1	0	0	0.0	0.00
VIKINGS.....	553	377	4403	68.2	7.96
OPPONENTS.....	535	341	3812	63.7	7.13

USUAL STARTERS (GAMES STARTED)

OFFENSE	DEFENSE
WR Bernard Berrian (15)	DE Jared Allen (16)
LT Bryant McKinnie (16)	DT Kevin Williams (16)
LG Steve Hutchinson (16)	DT Pat Williams (15)
C John Sullivan(16)	DE Ray Edwards (16)
RG Anthony Herrera (16)	LB Ben Leber (13)
RT Phil Loadholt (15)	LB E.J. Henderson (12)
TE Visanthe Shiancoe (14)	LB Chad Greenway (16)
TE Jim Kleinsasser (8)	CB Antoine Winfield (9)
WR Sidney Rice (15)	CB Cedric Griffin (16)
WR Percy Harvin (7)	SS Tyrell Johnson (15)
QB Brett Favre (16)	FS Madieu Williams (16)
RB Adrian Peterson (15)	
BOLD/Purple= Pro Bowler	

Rushing

	Att.	Yds.	Avg.	Long	TD
Peterson.....	314	1383	4.4	64t	18
Taylor.....	94	338	3.6	25	1
Harvin.....	15	135	9.0	35	0
Young.....	12	53	4.4	10	0
Dugan.....	3	7	2.3	5	0
Favre.....	9	7	0.8	4	0
Tahi.....	3	5	1.7	2	0
Jackson.....	17	-10	-0.6	6	0
VIKINGS.....	467	1918	4.1	64t	19
OPPONENTS.....	357	1394	3.9	42	5

Receiving

	No.	Yds.	Avg.	Long	TD
Rice.....	83	1312	15.8	63	8
Harvin.....	60	790	13.2	51t	6
Shiancoe.....	56	566	10.1	27	11
Berrian.....	55	618	11.2	40	4
Taylor.....	44	389	8.8	33	1
Peterson.....	43	436	10.1	63	0
Kleinsasser.....	10	70	7.0	21	0
Tahi.....	10	67	6.7	32	1
Lewis.....	8	96	12.0	32t	1
Dugan.....	6	52	8.7	25	2
J. Johnson.....	1	9	9.0	9	0
Favre.....	1	-2	-2.0	-2	0
VIKINGS.....	377	4403	11.7	63	34
OPPONENTS.....	341	3812	11.2	63	26

Punt Returns

	No.	FC	Yds	Avg	Long	TD
Reynaud.....	30	13	308	10.3	36	0
J. Johnson.....	16	3	134	8.4	24	0
Berrian.....	2	0	13	6.5	8	0
VIKINGS.....	48	18	455	9.5	36	0
OPPONENTS.....	33	13	260	7.9	67t	1

Kickoff Returns

	No.	Yds	Avg	Long	TD
Harvin.....	42	1156	27.5	101t	2
Dugan.....	5	38	7.6	13	0
Reynaud.....	4	90	22.5	30	0
Robison.....	2	7	3.5	7	0
Kennedy.....	1	6	6.0	6	0
Rice.....	1	0	0.0	0	0
Tahi.....	1	0	0.0	0	0
VIKINGS.....	56	1297	23.2	101t	2
OPPONENTS.....	91	2060	22.6	77	0

Punting

	No.	Yds	Avg	Net	TB	I20	LG	BK
Kluwe.....	73	3202	43.5	37.8	9	24	60	0
VIKINGS.....	73	3202	43.5	37.8	9	24	60	0
OPPONENTS.....	89	3979	44.7	38.2	6	21	67	0

Defensive Leaders:
Tackles - Greenway (127), Henderson (100), Allen (79), M. Williams (76), Edwards (75).
Sacks - J. Allen (14.5), Edwards (8.5), K. Williams (6.0), Robison (4.5), Kennedy (3.0), Leber (2.5), E.J. Henderson (2.0), P. Williams (2.0), TEAM (2.0), Abdullah (1.0), A. Allen (1.0), Winfield (1.0).
Interceptions, TDs - Griffin (4, 0), Greenway (3, 0), A. Allen (1, 0), T. Johnson (1, 0), Winfield (1, 0), J. Allen (1, 0).

Fumbles Lost - A. Peterson 6, B. Favre 2, S. Rice 1, B. Robison 1, J. Sullivan 1
Total: 11
Opponent Fumble Recoveries - J. Allen 3, C. Greenway 3, H. Farwell 2, R. Edwards 1, T. Johnson 1, M. Williams 1, K. Williams 1, E. Henderson 1 **Total: 13**

TD	TD%	Int.	Int%	Lg	Sack/Lost	Rating
33	6.2	7	1.3	63	34/247	107.2
1	4.8	0	0.0	34t	0/0	113.4
0	0.0	0	0.0	0	0/0	39.6
34	6.1	7	1.3	63	34/247	107.3
26	4.9	11	2.1	63	48/318	92.5

2010

COACH: BRAD CHILDRESS (first 10 games), LESLIE FRAZIER (final 6 games) RECORD: 6-10

9/9	L	9-14	at New Orleans	70	051
9/19	L	10-14	Miami	63	846
9/26	W	24-10	Detroit	63	377
10/11	L	20-29	at New York Jets	77	909
10/17	W	24-21	Dallas	64	120
10/24	L	24-28	at Green Bay	71	107
10/31	L	18-28	at New England	68	756
11/7	W	27-24	OT Arizona	64	120
11/14	L	13-27	at Chicago	62	206
11/21	L	3-31	Green Bay	64	120
11/28	W	17-13	at Washington	83	602
12/5	W	38-14	Buffalo	64	012
12/13	L	3-21	New York Giants	45	910 (at Ford Field, Detroit)
12/20	L	14-40	Chicago	40	504 (at ICF Bank Stadium)
12/28	W	24-14	at Philadelphia	65	144
1/2/11	L	13-20	at Detroit	57	013

	Minn.	Opp.
Total First Downs	289	276
Rushing	104	87
Passing	159	178
Penalty	26	11
3rd Down: Made/Att	71/205	87/213
3rd Down Pct.	34.6%	40.8%
4th Down: Made/Att	8/17	5/10
4th Down Pct.	47.1%	50.0%
Possession Avg.	30:15	29:45
Total Net Yards	5039	5002
Avg. Per Game	314.9	312.6
Total Plays	982	977
Avg. Per Play	5.1	5.1
Net Yards Rushing	1942	1635
Avg. Per Game	121.4	102.2
Total Rushes	441	417
Net Yards Passing	3097	3367
Avg. Per Game	193.6	210.4
Sacked/Yards Lost	36/230	31/177
Gross Yards	3327	3544
Attempts/Completions	505/305	529/333
Completion Pct.	60.4%	62.9%
Had Intercepted	26	15
Punts/Average	83/43.0	85/44.1
Net Punting Avg.	38.9	38.9
Penalties/Yards	100/769	98/786
Fumbles/Ball Lost	20/11	17/11
Touchdowns	33	42
Rushing	16	10
Passing	14	25
Returns	3	7

Score by Periods	Q1	Q2	Q3	Q4	OT	PTS
VIKINGS	51	81	85	61	3	281
OPPONENTS	69	106	98	75	0	348

Scoring	TD	Ru	Pa	Rt	K-PAT	FG	2Pt	PTS
R.Longwell	0	0	0	0	30/31	17/18	0	81
A.Peterson	13	12	1	0	0/0	0/0	0	78
P.Harvin	7	1	5	1	0/0	0/0	1	44
J.Webb	2	2	0	0	0/0	0/0	0	12
S.Rice	2	0	2	0	0/0	0/0	0	12
R.Moss	2	0	2	0	0/0	0/0	0	12
V.Shiancoe	2	0	2	0	0/0	0/0	0	12
J.Allen	1	0	0	1	0/0	0/0	0	6
G.Camarillo	1	0	1	0	0/0	0/0	0	6
N.Tahi	1	0	1	0	0/0	0/0	0	6
A.Winfield	1	0	0	1	0/0	0/0	0	6
T.Gerhart	1	1	0	0	0/0	0/0	0	6
VIKINGS	33	16	14	3	30/31	17/18	1	281
OPPONENTS	42	10	25	7	42/42	18/23	0	348

Field Goals	1-19	20-29	30-39	40-49	50+
R.Longwell	0/0	7/7	8/9	2/2	0/0
VIKINGS	0/0	7/7	8/9	2/2	0/0
OPPONENTS	0/0	6/6	7/8	3/6	2/3

Longwell: (41G) (28G) (31G) (1) (38G) (28G) (24G) (21G) (35G) (36G, 39LU, 33G) (24G) (31G) (38G) (21G) (1) (30G) (27G, 48G)
 Opponents: (46WL, 32WL) (1) (44WL, 33G) (25G, 53G, 22G, 34G, 31G) (1) (1) (22G) (43WL, 34, 37) (42G) (40G, 42G) (1) (1) (29G, 23G, 34G, 20G) (54SH) (55G, 37G)

Passing	Att	Cmp	Yds	Cmp%	Yds/Att
B.Favre	358	217	2509	60.6%	7.0
J.Webb	89	54	477	60.7%	5.4
T.Jackson	58	34	341	58.6%	5.9
VIKINGS	505	305	3327	60.4%	6.6
OPPONENTS	529	333	3544	62.9%	6.7

USUAL STARTERS (GAMES STARTED)	
OFFENSE	DEFENSE
WR Percy Harvin (13)	DE Jared Allen (16)
TE Visanthe Shiancoe (9)	DT Kevin Williams (16)
LT Bryant McKinnie (16)	DT Pat Williams (16)
LG Steve Hutchinson (11)	DE Ray Edwards (14)
C John Sullivan (14)	LB Chad Greenway (16)
RG Anthony Herrera (16)	LB E.J. Henderson (16)
RT Phil Loadholt (10)	LB Ben Leber (10)
QB Brett Favre (13)	CB Antoine Winfield (16)
RB Adrian Peterson (15)	CS Asher Allen (11)
FB Nauafahu Tahii (7)	SS Husain Abdullah (15)
WR Bernard Berrian (8)	FS Madieu Williams (13)

Rushing	Att.	Yds.	Avg.	Long	TD
A.Peterson	283	1298	4.6	80t	12
T.Gerhart	81	322	4.0	21	1
J.Webb	18	120	6.7	16	2
P.Harvin	18	107	5.9	77t	1
T.Jackson	7	63	9.0	33t	0
A.Young	13	29	2.2	6	0
B.Favre	17	8	0.5	10	0
J.Dugan	2	2	1.0	2	0
N.Tahi	1	1	1.0	1	0
B.Berrian	1	-8	-8.0	-8	0
TEAM	441	1942	4.4	80t	16
OPPONENTS	417	1635	3.9	73	10

Receiving	No.	Yds	Avg	Long	TD
P.Harvin	71	868	12.2	53t	5
V.Shiancoe	47	530	11.3	33	2
A.Peterson	36	341	9.5	34	1
B.Berrian	28	252	9.0	30	0
T.Gerhart	21	167	8.0	23	0
G.Camarillo	20	240	12.0	31	1
S.Rice	17	280	16.5	46	2
G.Lewis	17	197	11.6	33	0
J.Kleinsasser	17	148	8.7	20	0
R.Moss (TM)	13	174	13.4	37t	2
N.Tahi	6	39	6.5	11	1
L.Booker	5	32	6.4	7	0
J.Dugan	4	30	7.5	10	0
A.Young	2	11	5.5	13	0
H.Baskett	1	18	18.0	18	0
TEAM	305	3327	10.9	53t	14
OPPONENTS	333	3544	10.6	67t	25

Punting	No.	Yds	Avg	Net	TB	In	Lg	B
C.Kluwe	83	3569	43.0	38.9	5	32	59	0
TEAM	83	3569	43.0	38.9	5	32	59	0
OPPONENTS	85	3748	44.1	38.9	4	28	60	0

Punt Returns	Ret	FC	Yds	Avg	Long	TD
G.Camarillo	39	20	359	9.2	52	0
B.Berrian	3	2	2	0.7	2	0
TEAM	42	22	361	8.6	52	0
OPPONENTS	32	22	241	7.5	64t	1

Kickoff Returns	No.	Yds	Avg	Long	TD
P.Harvin	40	933	23.3	95t	1
L.Booker	18	429	23.8	49	0
J.Dugan	2	8	4.0	5	0
J.Webb	1	30	30.0	30	0
A.Young	1	25	25.0	25	0
J.Brinkley	1	2	2.0	2	0
J.Kennedy	1	0	0.0	0	0
J.Kleinsasser	0	0	0.0	0	0
TEAM	64	1427	22.3	95t	1
OPPONENTS	61	1455	23.9	96t	1

Defensive Leaders:
Tackles - Greenway (149), Henderson (139), Winfield (110), Abdullah (98), M. Williams (96).

Sacks - J. Allen (11.0), Edwards (8.0), Winfield (2.0), Guion (2.0), Robison (2.0), E.J. Henderson (1.0), K. Williams (1.0), Mitchell (1.0), Greenway (1.0), Sanford (1.0), M. Williams (0.5), Kennedy (0.5).

Interceptions, TDs - E.J. Henderson (3.0), Abdullah (3.0), Winfield (2.0), J. Allen (2.1), A. Allen (2.0), Leber (1.0), Walker (1.0), M. Williams (1.0).

Fumbles Lost - B. Favre (5), T. Gerhart (3), A. Peterson (1), L. Booker (1), P. Harvin (1) **Total: 11**
Opponent Fumble Recoveries - B. Robison (2), Erin Henderson (1), Sanford (1), A. Winfield (1), B. Leber (1), F. Walker (1), E. Henderson (1), J. Allen (1), C. Greenway (1)

Total: 11	TD	TD%	Int	Int%	Long	Sack	Lost	Rating
11	11	31%	19	5.3%	53t	22/	139	69.9
0	0	0.0%	3	3.4%	46	8/	48	60.9
3	5.2%	4	6.9%	46	6/	43	63.9	
14	2.8%	26	5.1%	53t	36/	230	67.7	
25	4.7%	15	2.8%	67t	31/	177	86.4	

9/11L	17-24at San Diego	66,716
9/18L	20-24vs. Tampa Bay	62,461
9/25L	23-26vs. Detroit	62,466
10/3L	17-22at Kansas City	72,931
10/9W	34-10vs. Arizona	62,479
10/16W	10-39at Chicago	62,322
10/23L	27-33vs. Green Bay	63,946
10/30W	24-21at Carolina	72,095
11/14L	7-45at Green Bay	70,519
11/20L	21-27vs. Oakland	62,748
11/27L	14-24at Atlanta	68,115
12/4L	32-35vs. Denver	62,939
12/11L	28-34at Detroit	63,988
12/18L	20-42vs. New Orleans	62,623
12/24W	33-26at Washington	63,370
1/1L	13-17vs. Chicago	62,867

USUAL STARTERS (GAMES STARTED)

OFFENSE	DEFENSE
WR Michael Jenkins (7)	DE Jared Allen (16)
LT Charlie Johnson (16)	DT Kevin Williams (14)
LG Steve Hutchinson (14)	DT Remi Ayodele (13)
C John Sullivan(15)	DE Brian Robison (16)
RG Anthony Herrera (12)	LB Erin Henderson (11)
RT Phil Loadholt (16)	LB E.J. Henderson (14)
TE Visanthe Shiancoe (14)	LB Chad Greenway (16)
TE Jim Kleinsasser (11)	CB Asher Allen (9)
WR Devin Aromashodu (6)	CB Cedric Griffen (14)
WR Percy Harvin (14)	SS Jamarca Sanford (15)
QB Christian Ponder (10)	FS Husain Abdullah (9)
RB Adrian Peterson (12)	

BOLD/Purple = Pro Bowler

	Minn.	Opp.
Total First Downs	297	332
Rushing.....	118	92
Passing.....	159	213
Penalty.....	20	27
3rd Down: Made/Att.....	83/216	92/208
3rd Down Pct.....	38.4%	44.2%
4th Down: Made/Att.....	7/18	5/9
4th Down Pct.....	38.9%	55.6%
Possession Avg.	28:39	31:21
Total Net Yards	5275	5731
Avg. Per Game.....	329.7	358.2
Total Plays.....	1007	1027
Avg. Per Play.....	5.2	5.6
Net Yards Rushing	2318	1712
Avg. Per Game.....	144.9	107.0
Total Rushes.....	448	439
Net Yards Passing	2957	4019
Avg. Per Game.....	184.8	251.2
Sacked/Yards Lost.....	49/298	50/342
Gross Yards.....	3255	4361
Attempts/Completions.....	510/286	538/367
Completion Pct.....	56.1%	68.2%
Had Intercepted.....	17	8
Punts/Average	77/45.7	67/47.1
Net Punting Avg.	38.0	41.1
Penalties/Yards	109/908	97/834
Fumbles/Ball Lost	20/9	26/15
Touchdowns	39	50
Rushing.....	18	10
Passing.....	20	34
Returns.....	1	6

Score by Periods	Q1	Q2	Q3	Q4	OT	PTS
VIKINGS.....	104	91	61	84	0	340
OPPONENTS.....	92	121	132	101	3	449

Scoring	TD	Ru	Pa	Rt	K-PAT	FG	2Pt	PTS
R.Longwell.....	0	0	0	0	38/39	22/28	0	104
A.Peterson.....	13	12	1	0	0/0	0/0	0	78
P.Harvin.....	9	2	6	1	0/0	0/0	1	54
T. Gerhart.....	4	1	3	0	0/0	0/0	0	24
K. Rudolph.....	3	0	3	0	0/0	0/0	0	18
M. Jenkins.....	3	0	3	0	0/0	0/0	0	18
V.Shiancoe.....	3	0	3	0	0/0	0/0	0	18
J. Webb.....	2	2	0	1	0/0	0/0	0	12
D. Aromashodu.....	1	0	1	0	0/0	0/0	0	6
D. McNabb.....	1	0	0	0	0/0	0/0	0	6
J. Allen.....	0	0	0	0	0/0	0/0	0	2
VIKINGS.....	33	16	14	3	30/31	17/18	1	281
OPPONENTS.....	42	10	25	7	42/42	18/23	0	348

Field Goals	1-19	20-29	30-39	40-49	50+
R.Longwell.....	0/0	7/7	7/8	6/10	2/3
VIKINGS.....	0/0	7/7	7/8	6/10	2/3
OPPONENTS.....	0/0	14/14	5/6	6/7	7/8

Longwell: (33G) (22G, 29G) (33G, 41G, 49G) (33G) (26G, 43N, 53G) (37G, 38N) (52G, 46G) (45N, 31G) (52N) (1) (1) (40G, 25G, 39G) (1) (44G, 49G) (36G, 495H, 23G) (26G, 48B, 26G)

Opponents: (40G) (36G) (28G, 50G, 40G, 32G) (40G, 24G, 51G, 54G, 22G) (51G) (51G, 26G, 22G) (39G, 45G, 24G, 58G) (31N) (25G) (29G, 26G, 49B) (37G) (46G, 23G) (30G, 26G) (50WL) (26G, 53G, 25G, 47G) (27G)

Rushing	Att.	Yds.	Avg.	Long	TD
A.Peterson.....	208	970	4.7	54	12
T.Gerhart.....	109	531	4.9	67	1
P.Harvin.....	52	345	6.6	39	2
C.Ponder.....	28	219	7.8	28	0
J.Webb.....	22	154	7.0	65t	2
D.McNabb.....	14	59	4.2	23	1
L.Booker.....	13	52	4.0	25	0
C.Kluwe.....	2	-12	-6.0	0	0
TEAM.....	448	2318	5.2	67	18
OPPONENTS.....	439	1712	3.9	28	10

Receiving	No.	Yds	Avg	Long	TD
P.Harvin.....	87	967	11.1	52t	6
M.Jenkins.....	38	466	12.3	72	3
V.Shiancoe.....	36	409	11.4	37	3
D.Aromashodu.....	26	468	18.0	60	1
K.Rudolph.....	26	249	9.6	41	3
T.Gerhart.....	23	190	8.3	42	3
A.Peterson.....	18	139	7.7	22	1
G.Camarillo.....	9	121	13.4	23	0
L.Booker.....	8	82	10.3	15	0
B.Berrian.....	7	91	13.0	30	0
S.Burton.....	2	38	19.0	21	0
R.D'Imperio.....	2	7	3.5	6	0
E.Arceneaux.....	1	10	10.0	10	0
J.Webb.....	1	9	9.0	9	0
A.Reisner.....	1	5	5.0	5	0
J.Kleinsasser.....	1	4	4.0	4	0
TEAM.....	286	3255	11.4	72	20
OPPONENTS.....	367	4361	11.9	79t	34

Punting	No.	Yds	Avg	Net	TB	In	Lg	B
C.Kluwe.....	77	3517	45.7	38.0	3	22	60	0
TEAM.....	77	3517	45.7	38.0	3	22	60	0
OPPONENTS.....	67	3153	47.1	41.1	6	22	65	0

Punt Returns	Ret	FC	Yds	Avg	Long	TD
M.Sherels.....	33	20	277	8.4	53	0
TEAM.....	33	20	277	8.4	53	0
OPPONENTS.....	43	19	532	12.4	80t	1

Kickoff Returns	No.	Yds	Avg	Long	TD
L.Booker.....	19	450	23.7	68	0
P.Harvin.....	16	520	32.5	104	1
M.Sherels.....	16	445	27.8	78	0
E.Griffin.....	1	7	7.0	7	0
R.D'Imperio.....	1	6	6.0	6	0
TEAM.....	53	1428	26.9	104	1
OPPONENTS.....	57	1403	24.6	98t	1

Defensive Leaders:
Tackles - Greenway (174), E.J. Henderson (130), Sanford (118), E. Henderson (91), J. Allen (86).
Sacks - J. Allen (22.0), Robison (8.0), K. Williams (5.0), Griffen (4.0), E.J. Henderson (2.0), Greenway (2.0), E. Henderson (1.0), Sherels (1.0), Abdullah (1.0), Winfield (1.0), Ayodele (1.0).
Interceptions, TDs - Sanford (2, 0), Abdullah (1, 0), J. Allen (1, 0), Winfield (1, 0), A. Allen (1, 0), Raymond (1, 0), Griffen (1, 0).

Fumbles Lost - Jenkins 2, Booker 2, Harvin 2, Ponder 2, Webb 1 **Total: 9**
Opponent Fumble Recoveries - J. Allen 4, Robison 2, J. Sanford 2, D'Imperio 2, Griffen 1, Gerhart 1, Raymond 1, Gulion 1, C. Greenway 1 **Total: 15**

Passing	Att	Cmp	Yds	Cmp%	Yds/Att	TD	TD%	Int	Int%	Long	Sack	Lost	Rating
C.Ponder.....	291	158	1853	54.3%	6.4	13	4.5%	13	4.5%	72	30	164	70.1
D.McNabb.....	156	94	1026	60.3%	6.6	4	2.6%	2	1.3%	60	16	113	82.9
J.Webb.....	63	34	376	54.0%	6.0	3	4.8%	2	3.2%	36	3	21	74.5
Team.....	510	286	3255	56.1%	6.4	20	3.9%	17	3.3%	72	49	298	74.6
Opponents.....	538	367	4361	68.2%	8.1	34	6.3%	8	1.5%	79t	50	342	107.6

KICKOFF
 EXECUTIVES
 STAFF
 COACHES
 PLAYERS
 ROOKIES
 2012 SEASON
 RECORDS
 PLAYOFF RECORDS
 HISTORY
 EXTRA POINTS

2012

COACH: LESLIE FRAZIER

RECORD: 10-6

9/9W	..26-23 (OT)	..vs. Jacksonville56,607
9/16L	..20-23	..at Indianapolis63,912
9/23W	..24-13	..vs. San Francisco57,288
9/30W	..20-13	..at Detroit63,616
10/7W	..30-17	..vs. Tennessee57,652
10/14L	..26-38	..at Washington78,476
10/21W	..21-14	..vs. Arizona61,068
10/25L	..17-36	..vs. Tampa Bay60,860
11/4L	..20-30	..at Seattle67,584
11/11W	..34-24	..vs. Detroit64,059
11/25L	..10-28	..at Chicago62,306
12/2L	..14-23	..at Green Bay70,567
12/9W	..21-14	..vs. Chicago64,134
12/16W	..36-22	..at St. Louis55,751
12/23W	..23-6	..at Houston71,688
12/30W	..37-34	..vs. Green Bay64,134

		Minn.	Opp.	
Total First Downs	306	345	
Rushing	113	82	
Passing	163	229	
Penalty	30	34	
3rd Down: Made/Att	78/210	95/230	
3rd Down Pct.	37.1%	41.3%	
4th Down: Made/Att	7/11	11/20	
4th Down Pct.	63.6%	55.0%	
Possession Avg.	28:36	31:24	
Total Net Yards	5385	5600	
Avg. Per Game	336.6	350.0	
Total Plays	1001	1083	
Avg. Per Play	5.4	5.2	
Net Yards Rushing	2634	1692	
Avg. Per Game	164.6	105.8	
Total Rushes	486	427	
Net Yards Passing	2751	3908	
Avg. Per Game	171.9	244.3	
Sacked/Yards Lost	32/184	44/284	
Gross Yards	2935	4192	
Attempts/Completions	483/300	612/391	
Completion Pct.	62.1%	63.9%	
Had Intercepted	12	10	
Punts/Average	72/45.0	76/44.0	
Net Punting Avg.	39.7	40.0	
Penalties/Yards	90/830	111/949	
Fumbles/Ball Lost	21/11	23/12	
Touchdowns	39	39	
Rushing	16	10	
Passing	18	28	
Returns	5	1	

Score by Periods		Q1	Q2	Q3	Q4	OT	PTS
VIKINGS	101	112	74	89	3	379
OPPONENTS	60	104	77	107	0	348

Scoring	TD	Ru	Pa	Rt	K-PAT	FG	2Pt	PTS
B. Walsh	0	0	0	0	36/36	35/38	0	141
A. Peterson	13	12	1	0	0/0	0/0	1	80
K. Rudolph	9	0	9	0	0/0	0/0	1	56
P. Harvin	5	1	3	1	0/0	0/0	0	30
M. Jenkins	2	0	2	0	0/0	0/0	0	12
C. Ponder	2	2	0	0	0/0	0/0	0	12
H. Smith	2	0	0	2	0/0	0/0	0	12
J. Wright	2	0	2	0	0/0	0/0	0	12
S. Burton	1	0	1	0	0/0	0/0	0	6
M. Sherels	1	0	0	1	0/0	0/0	0	6
E. Griffen	1	0	0	1	0/0	0/0	0	6
T. Gerhart	1	1	0	0	0/0	0/0	0	6
VIKINGS	39	16	18	5	36/36	35/38	2	379
OPPONENTS	39	10	28	1	33/35	25/30	3	348

Field Goals	1-19	20-29	30-39	40-49	50+
B. Walsh0/0	10/10	8/9	7/9	10/10
VIKINGS0/0	10/10	8/9	7/9	10/10
OPPONENTS1/1	5/5	5/6	10/12	4/6

Walsh: (20G, 42G, 55G, 38G) (51G, 29G) (52G) (49G, 27G, 46WL) (42G, 36G, 26G) (20G, 27G, 27G, 37G) () (51G) (36G, 55G) (48G, 23G, 23G, 33G) (40G, 30B) (42WR) () (50G, 38G, 42G, 53G, 51G) (56G, 41G, 39G) (54G, 37G, 29G)
 Opponents: (19G, 26G, 47G) (26G, 45G, 53G) (29G, 43B, 29G) (40G, 31G) () (50G) (47WR) (28G, 40G, 38G) (40G) (41G) (47G, 39B, 46G) (30G, 53WR, 47G, 31G) () (57WR) (51G, 40G)

USUAL STARTERS (GAMES STARTED)	
OFFENSE	DEFENSE
WR Michael Jenkins (8)	DE Jared Allen (16)
LT Matt Kalil (16)	DT Kevin Williams (16)
LG Charlie Johnson (16)	DT Letroy Guion (15)
C John Sullivan (16)	DE Brian Robison (15)
RG Brandon Fusco (16)	LB Jasper Brinkley (15)
RT Phil Loadholt (16)	LB Erin Henderson (10)
TE Kyle Rudolph (16)	LB Chad Greenway (16)
TE Brett Fetters (16)	CB Antoine Winfield (15)
FB Jerome Felton (7)	CB Chris Cook (10)
WR Jerome Simpson (10)	SS Jamarca Sanford (13)
WR Percy Harvin (8)	FS Harrison Smith (16)
QB Christian Ponder (16)	
RB Adrian Peterson (16)	
BOLD/Purple= Pro Bowler	

Rushing	Att.	Yds.	Avg.	Long	TD
A. Peterson	348	2,097	6.0	82t	12
C. Ponder	60	253	4.2	29	2
T. Gerhart	50	169	3.4	22	1
P. Harvin	22	96	4.4	20	1
J. Wright	2	11	5.5	8	0
M. Asiata	3	9	3.0	5	0
J. Webb	1	-1	-1.0	-1	0
TEAM	486	2634	5.4	82t	16
OPPONENTS	427	1692	4.0	76T	10

Receiving	No.	Yds	Avg	Long	TD
P.Harvin	62	677	10.9	45	3
K. Rudolph	53	493	9.3	29	9
M. Jenkins	40	449	11.2	32	2
A. Peterson	40	217	5.4	20	1
J. Simpson	26	274	10.5	33	0
J. Wright	22	310	14.1	65	2
T. Gerhart	20	155	7.8	21	0
D. Aromashodu	11	182	16.5	31	0
J. Carlson	8	43	5.4	14	0
R. Ellison	7	65	9.3	29	0
S. Burton	5	35	7.0	13	1
J. Felton	3	35	11.7	17	0
A. Reisner	1	13	13.0	13	0
M. Asiata	1	2	2.0	2	0
C. Ponder	1	-15	-15.0	-15	0
TEAM	300	2935	9.8	65	18
OPPONENTS	391	4192	10.7	73	28

Punting	No.	Yds	Avg	Net	TB	In	Lg	B
C.Kluwe	72	3237	45.0	39.7	2	18	59	0
TEAM	72	3237	45.0	39.7	2	18	59	0
OPPONENTS	76	3344	44.0	40.0	1	28	65	0

Punt Returns	Ret	FC	Yds	Avg	Long	TD
M. Sherels	32	27	287	9.0	77t	1
TEAM	32	27	287	9.0	77t	1
OPPONENTS	41	12	341	8.3	32	0

Kickoff Returns	No.	Yds	Avg	Long	TD
P. Harvin	16	574	35.9	105t	1
M. Sherels	16	422	26.4	41	0
J. Robinson	3	61	20.3	24	0
M. Asiata	3	55	18.3	22	0
C. Ballard	2	12	6.0	8	0
A. Jefferson	1	20	20.0	20	0
J. Felton	1	16	16.0	16	0
D. Reed	1	10	10.0	10	0
K. Rudolph	1	1	1.0	1	0
R. Ellison	0	0	0	0	0
TEAM	44	1171	26.6	105t	1
OPPONENTS	33	795	24.1	94	0

Defensive Leaders:
 Tackles - Greenway (191), H. Smith (129), J. Brinkley (117), E. Henderson (112), A. Winfield (110).
 Sacks - J. Allen (12.0), B. Robison (8.5), E. Griffen (8.0), C. Greenway (3.0), E. Henderson (3.0), L. Guion (2.0), K. Williams (2.0), F. Evans (2.0), C. Cook (1.0), C. Ballard (1.0), H. Smith (1.0), A. Winfield (0.5).
 Interceptions, TDs - H. Smith (3.2), A. Winfield (3.0), J. Robinson (2.0), C. Greenway (1.0), E. Griffen (1.1).
 Fumbles Lost - C. Ponder 5, T. Gerhart 2, A. Peterson 2, P. Harvin 1, J. Simpson 1
Total: 11
 Opponent Fumble Recoveries - C. Greenway 2, E. Griffen 2, J. Sanford 2, K. Williams 2, A. Jefferson 1, B. Robison 1, H. Smith 1, A. Winfield 1, **Total: 13**

PassingAtt	Cmp	Yds	Cmp%	Yds/Att	TD	TD%	Int	Int%	Long	Sack	Lost	Rating
C. Ponder483	300	2935	62.1%	6.1	18	3.7%	12	2.5%	65	32	184	81.2
TEAM483	300	2935	62.1%	6.1	18	3.7%	12	2.5%	65	32	184	81.2
OPPONENTS612	391	4192	63.9%	6.8	28	4.6%	10	1.6%	73	44	284	92.3

ALL-TIME SUPER BOWL RESULTS

SUPER BOWL DATE	RESULT	SITE	MVP
I 1/15/67	Green Bay 35, Kansas City 10	Los Angeles	QB Bart Starr, Green Bay
II 1/14/68	Green Bay 33, Oakland 14	Miami	QB Bart Starr, Green Bay
III 1/12/69	NY Jets 16, Baltimore 7	Miami	QB Joe Namath, NY Jets
IV 1/11/70	Kansas City 23, Minnesota 7	New Orleans	QB Len Dawson, Kansas City
V 1/17/71	Baltimore 16, Dallas 13	Miami	LB Chuck Howley, Dallas
VI 1/16/72	Dallas 24, Miami 3	New Orleans	QB Roger Staubach, Dallas
VII 1/14/73	Miami 14, Washington 7	Los Angeles	S Jake Scott, Miami
VIII 1/13/74	Miami 24, Minnesota 7	Houston	RB Larry Csonka, Miami
IX 1/12/75	Pittsburgh 16, Minnesota 6	New Orleans	RB Franco Harris, Pittsburgh
X 1/18/76	Pittsburgh 21, Dallas 17	Miami	WR Lynn Swann, Pittsburgh
XI 1/9/77	Oakland 32, Minnesota 14	Pasadena	WR Fred Biletnikoff, Oakland
XII 1/15/78	Dallas 27, Denver 10	New Orleans	DT Randy White/DE Harvey Martin, Dallas
XIII 1/21/79	Pittsburgh 35, Dallas 31	Miami	QB Terry Bradshaw, Pittsburgh
XIV 1/20/80	Pittsburgh 31, Los Angeles 19	Pasadena	QB Terry Bradshaw, Pittsburgh
XV 1/25/81	Oakland 27, Philadelphia 10	New Orleans	QB Jim Plunkett, Oakland
XVI 1/24/82	San Francisco 26, Cincinnati 21	Pontiac	QB Joe Montana, San Francisco
XVII 1/30/83	Washington 27, Miami 17	Pasadena	RB John Riggins, Washington
XVIII 1/22/84	LA Raiders 38, Washington 9	Tampa	RB Marcus Allen, LA Raiders
XIX 1/20/85	San Francisco 38, Miami 16	Stanford	QB Joe Montana, San Francisco
XX 1/26/86	Chicago 46, New England 10	New Orleans	DE Richard Dent, Chicago
XXI 1/25/87	NY Giants 39, Denver 20	Pasadena	QB Phil Simms, NY Giants
XXII 1/31/88	Washington 42, Denver 10	San Diego	QB Doug Williams, Washington
XXIII 1/22/89	San Francisco 20, Cincinnati 16	Miami	WR Jerry Rice, San Francisco
XXIV 1/28/90	San Francisco 55, Denver 10	New Orleans	QB Joe Montana, San Francisco
XXV 1/27/91	NY Giants 20, Buffalo 19	Tampa	RB Ottis Anderson, NY Giants
XXVI 1/26/92	Washington 37, Buffalo 24	Minneapolis	QB Mark Rypien, Washington
XXVII 1/31/93	Dallas 52, Buffalo 17	Pasadena	QB Troy Aikman, Dallas
XXVIII 1/30/94	Dallas 30, Buffalo 13	Atlanta	RB Emmitt Smith, Dallas
XXIX 1/29/95	San Francisco 49, San Diego 26	Miami	QB Steve Young, San Francisco
XXX 1/28/96	Dallas 27, Pittsburgh 17	Tempe	CB Larry Brown, Dallas
XXXI 1/26/97	Green Bay 35, New England 21	New Orleans	KR/PR Desmond Howard, Green Bay
XXXII 1/25/98	Denver 31, Green Bay 24	San Diego	RB Terrell Davis, Denver
XXXIII 1/31/99	Denver 34, Atlanta 19	Miami	QB John Elway, Denver
XXXIV 1/30/00	St. Louis 23, Tennessee 16	Atlanta	QB Kurt Warner, St. Louis
XXXV 1/28/01	Baltimore 34, NY Giants 7	Tampa	LB Ray Lewis, Baltimore
XXXVI 2/3/02	New England 20, St. Louis 17	New Orleans	QB Tom Brady, New England
XXXVII 1/26/03	Tampa Bay 48, Oakland 21	San Diego	S Dexter Jackson, Tampa Bay
XXXVIII 2/1/04	New England 32, Carolina 29	Houston	QB Tom Brady, New England
XXXIX 2/6/05	New England 24, Philadelphia 21	Jacksonville	WR Deion Branch, New England
XL 2/5/06	Pittsburgh 21, Seattle 10	Detroit	WR Hines Ward, Pittsburgh
XLI 2/4/07	Indianapolis 29, Chicago 17	South Florida	QB Peyton Manning, Indianapolis
XLII 2/3/08	NY Giants 17, New England 14	Scottsdale	QB Eli Manning, NY Giants
XLIII 2/1/09	Pittsburgh 27, Arizona 23	Tampa	WR Santonio Holmes, Pittsburgh
XLIV 2/7/10	New Orleans 31, Indianapolis 17	South Florida	QB Drew Brees, New Orleans
XLV 2/6/11	Green Bay 31, Pittsburgh 25	North Texas	QB Aaron Rodgers, Green Bay
XLVI 2/5/12	NY Giants 21, New England 17	Indianapolis	QB Eli Manning, NY Giants
XLVII 2/3/13	Baltimore 34, San Francisco 31	New Orleans	QB Joe Flacco, Baltimore Ravens

FUTURE SUPER BOWLS

XLVIII 2/2/14*	MetLife Stadium, New Jersey
XLIX 2/1/15*	University of Phoenix Stadium, Glendale, AZ
L 2/7/16*	Levi's Stadium, Santa Clara, CA
LI 2/5/17*	Reliant Stadium, Houston TX

*tentative dates

HOMES OF THE VIKINGS



The Vikings played their home games for 21 seasons (1961-81) at Metropolitan Stadium. The team has played its games for the last 31 seasons (1982-2012) at Mall of America Field at the Hubert H. Humphrey Metrodome. Funded initially through the sale of 30-year bonds, the Metrodome's debt was retired 14 years ahead of schedule.

The Vikings have called two stadiums "home" in their 53-year history: Metropolitan Stadium in Bloomington, and Mall of America Field at the Hubert H. Humphrey Metrodome in Minneapolis. On September 10, 1961, the Vikings played their first-ever home game, a 21-17 preseason loss to the LA Rams at Metropolitan Stadium. Over 21 seasons the Vikings compiled a 97-59-4 record, including playoffs, at Met Stadium and possessed one of the most dominant home field advantages in professional football. On December 20, 1981, the Vikings played the last game at the Met, a 10-6 loss to the Kansas City Chiefs. Capacity of the Met was 48,446 in the stadium's final year. The Vikings will enter their last season in the Metrodome in 2013 after the passage of a new stadium bill. The new Vikings stadium will be built on the current Metrodome site with an expected completion date in time for the 2016 NFL season. During construction the Vikings will play their home games on the University of Minnesota's campus at TCF Bank Stadium.

The Vikings moved indoors in 1982 to the Metrodome in downtown Minneapolis. Seating capacity for the Metrodome is 63,725. It also features two Sony Jumbotron replay screens and 115 private suites owned and operated by the Vikings. In 31 seasons at the Metrodome the Vikings have a 164-89 record, which includes a 6-4 mark in NFL playoff action. The 2013 season marks the Vikings 32nd campaign playing their home games in the Metrodome, 11 seasons longer than the Vikings played at Metropolitan Stadium. Construction of the Metrodome was financed through a successful partnership of public and private interests. Funded initially through the sale of 30-year bonds, the facility's debt was retired 14 years ahead of schedule. The Minnesota Vikings were largely responsible for the tenant-generated portion of the funding that retired that debt. The Metrodome has been host to many marquee sporting events, including Super Bowl XXVI, the 1987 and 1991 World Series, the 1985 Major League Baseball All-Star Game, the 1992 and 2001 NCAA Final Four basketball tournaments and the 1998 NFC Championship Game. The Metrodome also hosted an NCAA Men's Basketball Regional in 2000, 2003, and 2005.

The Vikings and Mall of America® announced a partnership on Oct. 1, 2009, for the naming rights to the team's home field. The agreement provided that the field will be called Mall of America Field at Hubert H. Humphrey Metrodome and began on October 5, 2009

"Branding the field as Mall of America Field represents an opportunity to share our name and image with an even larger nationwide audience," said Maureen Bausch, Executive Vice President of Business Development at Mall of America. "It also connects two treasured Minnesota brands- Mall of America and the Minnesota Vikings- which adds value to both companies." As part of the agreement, Mall of America Field was branded with new exterior and interior signage, as well as various promotional materials.

"This was a great opportunity for the Vikings to uniquely partner with a very prominent business that has a deep commitment to the Minnesota community," said Steve LaCroix, Vikings Vice President of Sales and Marketing & Chief Marketing Officer. "As another step in re-branding the stadium for the short-term, we hope Mall of America Field continues to give the team an important home field advantage while providing many exciting memories for our fans."



Metropolitan Stadium

First Vikings Regular Season Game: vs. Chicago (9/17/61), 37-13 Vikings win
Total Vikings Home Record at Met Stadium: 97-59-4 (.606), 160 games (regular season/playoffs)

Mall of America Field at the Hubert H. Humphrey Metrodome

First Vikings Regular Season Game: vs. Tampa Bay (9/12/82), 17-10 Vikings win
Total Vikings Home Record at Metrodome: 164-89-0 (.648), 253 games (regular season/playoffs)



EXTRA POINTS

2013 VERIZON VIKINGS TRAINING CAMP

In 2013, the Minnesota Vikings will call Mankato their summer home for the Verizon Vikings Training Camp for the 48th-straight season. More than 50,000 fans attended the 2012 Verizon Vikings Training Camp to observe daily practices and take part in all the fun and fanfare in the Vikings Village.

Players report for camp on July 25 on the campus of Minnesota State University, Mankato.

The team typically practices twice daily and the Northland Ford Autograph Zone will return in 2013 where fans can get their favorite players' autographs following selected practices. On the evening of Saturday, August 3rd the Vikings will hold a team introduction in Blakeslee Stadium. Verizon Vikings Training Camp will conclude on Wednesday, August 14th with Fan Appreciation Day including a full-team autograph session following the morning practice. The Vikings will officially break camp on Thursday, August 15th but practices on that day will be closed to the public.

For a full schedule of practice dates and times, event listings and more information, visit www.vikings.com.

Training Camp Facts

Location: Mankato is located 80 miles south of the Twin Cities off of Highway 169.

Headquarters: Verizon Vikings Training Camp headquarters is on the campus of Minnesota State University, Mankato.

Media: All media should report to the Verizon Vikings Training Camp media headquarters in Pennington Hall on the campus of MSU, Mankato. Credentials and parking information will be distributed at Pennington Hall.



Minnesota State University, Mankato's Blakeslee Stadium has played host to Vikings training camps since 1966. From 1961-65 the Vikings held training camp on the campus of Bemidji State University.

VIKINGS ENTERTAINMENT NETWORK KEEPS FANS IN THE GAME

Since 2009, Vikings Entertainment Network (VEN) has been the umbrella for all Vikings entertainment initiatives including Preseason TV, team TV shows, vikings.com, in-stadium programming as well as the Minnesota Vikings Cheerleaders (MVC), Skol Line Drum Team, and Viktor the Viking.

In 2013, Vikings Preseason TV will again be a simulcast with games airing LIVE locally on KARE 11 as well as on KFAN 100.3 FM and the Vikings Radio Network. The broadcast team of Paul Allen, Pete Berchic, Greg Coleman and Ben Leber will return.

After a highly successful debut season in 2012, Vikings: Beyond the Gridiron will return for a second season. The documentary-style show focuses on the rare inside access that only a team network can provide. Beyond the Gridiron is co-produced by VEN and Elite Edge Productions and airs Saturdays on KARE 11 and Sundays on Fox Sports North.

Vikings GamePlan will return for a seventh season as the team's pregame TV show. Hosted by Paul Allen, GamePlan features interviews with current players and Head Coach Leslie Frazier, game film review, expert analysis and more. Vikings GamePlan is produced by VEN and airs Sundays on KARE 11 and Fox Sports North.

Vikings.com provides the most team content, with daily in-season video features and team updates. Vikings.com is your source for everything purple.

For comments or questions regarding Vikings Entertainment Network, please email entertainment@vikings.nfl.net



MINNESOTA VIKINGS RADIO NETWORK

VOICES OF THE VIKINGS

Entering his 12th season in 2013 as the Vikings radio play-by-play voice is KFAN radio mid-day personality Paul Allen. Joining Allen as the color commentator is former Vikings LB and coach Pete Berlich.

Allen served as the Vikings Internet web cast play-by-play voice during the 2000 season and called one Vikings game during the 2001 season.

Berlich returns for his 7th season with the broadcasts in 2013 and brings a decade of NFL experience from the field and sideline. A 7th-round draft pick by the Vikings in 1994, Berlich overcame the odds and played for the team from 1995-2000. A standout special teamer, Berlich parlayed his knowledge of the game into a job coaching with the team from 2002-05.

Joining Allen and Berlich from the sidelines and co-hosting the pre-game show will be former Vikings punter Greg Coleman. Coleman punted for the Vikings from 1978-87 and is the team's all-time leader in punts (721), punting yards (29,391) and ranks 2nd in punts inside the 20-yard line (154).



Pete Berlich, Paul Allen and Greg Coleman

KFAN-FM (100.3) and KTCN-AM (1130 AM) serve as the flagship stations for the Minnesota Vikings Radio Network, which includes outlets in six states.

MINNESOTA

MARKET	STATION	FREQUENCY
Twin Cities	KFAN-FM	100.3
Twin Cities	KTCN-AM	1130
Aitkin	KKIN-FM	94.3
Albert Lea	KQPR-FM	96.1
Alexandria	KIKV-FM	100.7
Bemidji	KBUN-AM	1450
Bemidji	KBHP-FM	101.1
Blue Earth	KBEW-FM	98.1
Brainerd	KBLB-FM	93.3
Crookston	KROX-AM	1260
Dassel-Hutch	KARP-FM	106.9
Detroit Lakes	KBDM-FM	104.1
Detroit Lakes	KDLM-AM	1340
Duluth	KQDS-FM	94.9
Duluth	KQDS-AM	1490
Ely	WELY-AM	1450
Ely	WELY-FM	94.5
Eveleth	KRBT-AM	1340
Fergus Falls	KBRF-AM	1250
Grand Rapids	KMFY-FM	96.9
Grand Marais	WXXZ-FM	95.3
Hibbing	WMNT-AM	650
Int'l Falls	KSDM-FM	104.1
Jackson	KRAQ-FM	105.7
Marshall	KARL-FM	105.1
Morris	KKOK-FM	95.7
New Ulm	KNUJ-FM	107.3
Mankato	KHRS-FM	105.9
Mankato	KYSM-AM	1230
Mankato	KXLP-FM	94.1
Pine City	WCMP-FM	100.9
Rochester	KRCH-FM	101.7
Rochester	KVEB-AM	1270
Roseau	KCAJ-FM	102.1
Saint Cloud	WJDN-AM	1240
Spring Grove	KQYB-FM	98.3
Staples	KSKK-FM	94.7
Thief River	KTRF-AM	1230
Wadena	KVKK-AM	1070
Wadena	KSKK-FM	94.7

Waseca	KRUE-AM	1170
Willmar	KWLM-AM	1340
Winona	KWNO-AM	1380
Worthington	KWOA-AM	730

IOWA

Des Moines	KXNO-AM	1460
Sioux City	KMNS-AM	620
Spencer	KICD-AM	1240

NORTH DAKOTA

Bismark	KXMR-AM	710
Carrington	KDAK-AM	1600
Devils Lake	KDLR-AM	1240
Dickinson	KLTC-AM	1460
Fargo	KRWK-FM	101.9
Fargo	KFGO-AM	790
Grand Forks	KKXL-AM	1440
Jamestown	KQDJ-AM	1400
Minot	KRRZ-AM	1390
Oakes	KDDR-AM	1220
Valley City	KOVC-AM	1490
Williston	KEYZ-AM	660

SOUTH DAKOTA

Aberdeen	KSDN-AM	930
Mobridge	KMLD-FM	100.7
Milbank	KMSD-AM	1510
Pierre	KPLO-FM	94.5
Sisseton	KBWS-FM	102.9
Sioux Falls	KWSN-AM	1230
Watertown	KPHR-FM	106.3
Yankton	WNAX-AM	570

WISCONSIN

Balsam Lake/Amery	WLMX-FM	104.9
Eau Claire/Menomonie	WMEO-AM	880
Hayward	WHSM-FA	101.0
Rice Lake	WKFX-FM	99.1

KICKOFF
 EXECUTIVES
 STAFF
 COACHES
 PLAYERS
 ROOKIES
 2012 SEASON
 RECORDS
 PLAYOFF RECORDS
 HISTORY
 EXTRA POINTS

VIKINGS MEDIA POLICY

INTERVIEW REQUESTS: All interview requests for Minnesota Vikings players, coaches, executives or staff members should be directed to the Public Relations Department. Phone interviews must be arranged at least two days in advance and will be subject to availability. Head Coach Leslie Frazier will hold a press conference the day following games and Wednesday of a regular game week at Winter Park and will make a weekly conference call to speak with the opposing team's assembled media.

OPEN LOCKER ROOM PERIOD: The Vikings' locker room is open to accredited media during the week at scheduled times. Head Coach Leslie Frazier will address assembled media on Wednesday of a regular game week at Winter Park during this period. Television standups and live shots are prohibited during press conferences. Vikings players will also be available to the media with the assistance of Public Relations staffers of the Vikings. Players and coaches are not available for interviews on Tuesdays, the day before a game or on game day until after the game.



PRACTICE REGULATIONS: The Vikings practices at Winter Park on Wednesday, Thursday and Friday are open through individual drills to accredited media. Practices are open for filming through individual drills.

GAME CREDENTIALS: Credential requests are honored for accredited media on specific assignments and must be made through the Vikings' Public Relations Department. Credentials will not be issued to writers or photographers working on a free-lance basis unless the request is made by a recognized publication or news organization. Season-long credentials are issued in July; game-by-game credentials must be requested at least one week prior to each home game. Game day credentials may be picked up at Media Will Call located below Gate G (Vikings Ticket Office) on the Plaza level at Mall of America Field starting three hours before kickoff. All credential requests must be sent to Jon Ekstrom (ekstromj@vikings.nfl.net) or by fax, (952) 828-6540.

PRESS RELEASES: The Vikings' weekly press release may be obtained from the team or on the Internet at www.vikings.com and nflmedia.com. The team's weekly injury report, which is first released on Wednesday, can also be acquired the same way.

STILL PHOTOGRAPHY: Still photography is not allowed in the locker room at Winter Park or Mall of America Field at any time.

MEDIA CONTACTS: Media requests can be submitted to the Vikings Public Relations staff: Bob Hagan, Director of Public Relations (haganb@vikings.nfl.net); Tom West, Assistant Director of Public Relations (west@vikings.nfl.net); Jeff Anderson, Director of Corporate Communications (andersonj@vikings.nfl.net) or Jon Ekstrom, Public Relations Assistant (ekstromj@vikings.nfl.net). The general office phone is 952-828-6500.



2013 NATIONAL FOOTBALL LEAGUE SCHEDULE

ALL TIMES CENTRAL

PRESEASON

SUNDAY, AUGUST 4

HALL OF FAME GAME (CANTON, OH)

Miami vs. Dallas7:00p

PRESEASON WEEK 1

THURSDAY, AUGUST 8

Baltimore at Tampa Bay.....6:30

Cincinnati at Atlanta.....7:00

St. Louis at Cleveland.....7:00

Washington at Tennessee.....7:00

Denver at San Francisco.....8:00

Seattle at San Diego.....9:00

FRIDAY, AUGUST 9

NY Jets at Detroit.....6:30

Miami at Jacksonville.....6:30

New England at Philadelphia.....6:30

Houston at Minnesota.....7:00

Chicago at Carolina.....7:00

Arizona at Green Bay.....7:00

Kansas City at New Orleans.....7:00

Dallas at Oakland.....9:00

SATURDAY, AUGUST 10

NY Giants at Pittsburgh.....6:30

SUNDAY, AUGUST 11

Buffalo at Indianapolis.....12:30

PRESEASON WEEK 2

THURSDAY, AUGUST 15

Atlanta at Baltimore.....6:30

Detroit at Cleveland.....6:30

Carolina at Philadelphia.....6:30

San Diego at Chicago.....7:00

FRIDAY, AUGUST 16

Minnesota at Buffalo.....6:00

Tampa Bay at New England.....7:00

San Francisco at Kansas City.....7:00

Oakland at New Orleans.....7:00

SATURDAY, AUGUST 17

Dallas at Arizona.....3:30

Tennessee at Cincinnati.....6:00

Jacksonville at NY Jets.....6:30

Miami at Houston.....7:00

Green Bay at St. Louis.....7:00

Denver at Seattle.....9:00

SUNDAY, AUGUST 18

Indianapolis at NY Giants.....6:00

MONDAY, AUGUST 19

Pittsburgh at Washington.....7:00

PRESEASON WEEK 3

THURSDAY, AUGUST 22

New England at Detroit.....6:30

Carolina at Baltimore.....7:00

FRIDAY, AUGUST 23

Seattle at Green Bay.....7:00

Chicago at Oakland.....9:00

SATURDAY, AUGUST 24

Buffalo at Washington.....3:30

Cleveland at Indianapolis.....6:00

NY Jets at NY Giants.....6:00

Philadelphia at Jacksonville.....6:30

Tampa Bay at Miami.....6:30

Kansas City at Pittsburgh.....6:30

St. Louis at Denver.....7:00

Cincinnati at Dallas.....7:00

Atlanta at Tennessee.....7:00

San Diego at Arizona.....9:00

SUNDAY, AUGUST 25

New Orleans at Houston.....3:00

Minnesota at San Francisco.....7:00

PRESEASON WEEK 4

THURSDAY, AUGUST 29

Detroit at Buffalo.....6:00

Indianapolis at Cincinnati.....6:00

Philadelphia at NY Jets.....6:00

Jacksonville at Atlanta.....6:30

Pittsburgh at Carolina.....6:30

New Orleans at Miami.....6:30

NY Giants at New England.....6:30

Washington at Tampa Bay.....6:30

Tennessee at Minnesota.....7:00

Cleveland at Chicago.....7:00

Houston at Dallas.....7:00

Green Bay at Kansas City.....7:00

Baltimore at St. Louis.....7:00

Arizona at Denver.....8:00

San Francisco at San Diego.....9:00

Oakland at Seattle.....9:00

REGULAR SEASON

(KICKOFF WEEKEND)

THURSDAY, SEPTEMBER 5

Baltimore at Denver.....7:30

SUNDAY, SEPTEMBER 8

Minnesota at Detroit.....Noon

New England at Buffalo.....Noon

Seattle at Carolina.....Noon

Cincinnati at Chicago.....Noon

Miami at Cleveland.....Noon

Oakland at Indianapolis.....Noon

Kansas City at Jacksonville.....Noon

Atlanta at New Orleans.....Noon

Tampa Bay at NY Jets.....Noon

Tennessee at Pittsburgh.....Noon

Arizona at St. Louis.....3:25

Green Bay at San Francisco.....3:25

NY Giants at Dallas.....7:30

MONDAY, SEPTEMBER 9

Philadelphia at Washington.....6:10

Houston at San Diego.....9:20

(2nd WEEKEND)

THURSDAY, SEPTEMBER 12

NY Jets at New England.....7:25

SUNDAY, SEPTEMBER 15

Minnesota at Chicago.....Noon

St. Louis at Atlanta.....Noon

Cleveland at Baltimore.....Noon

Carolina at Buffalo.....Noon

Washington at Green Bay.....Noon

Tennessee at Houston.....Noon

Miami at Indianapolis.....Noon

Dallas at Kansas City.....Noon

San Diego at Philadelphia.....Noon

Detroit at Arizona.....3:05

New Orleans at Tampa Bay.....3:05

Denver at NY Giants.....3:25

Jacksonville at Oakland.....3:25

San Francisco at Seattle.....7:30

MONDAY, SEPTEMBER 16

Pittsburgh at Cincinnati.....7:40

(3rd WEEKEND)

THURSDAY, SEPTEMBER 19

Kansas City at Philadelphia.....7:25

SUNDAY, SEPTEMBER 22

Cleveland at Minnesota.....Noon

Houston at Baltimore.....Noon

Green Bay at Cincinnati.....Noon

NY Giants at Carolina.....Noon

St. Louis at Dallas.....Noon

Tampa Bay at New England.....Noon

Arizona at New Orleans.....Noon

San Diego at Tennessee.....Noon

Detroit at Washington.....Noon

Atlanta at Miami.....3:05

Buffalo at NY Jets.....3:25

Indianapolis at San Francisco.....3:25

Jacksonville at Seattle.....3:25

Chicago at Pittsburgh.....7:30

MONDAY, SEPTEMBER 23

Oakland at Denver.....7:40

(4th WEEKEND)

(BYE: Carolina, Green Bay)

THURSDAY, SEPTEMBER 26

San Francisco at St. Louis.....7:25

SUNDAY, SEPTEMBER 29

Pittsburgh at Minnesota (LONDON) ...Noon

Baltimore at Buffalo.....Noon

Cincinnati at Cleveland.....Noon

Chicago at Detroit.....Noon

Seattle at Houston.....Noon

Indianapolis at Jacksonville.....Noon

NY Giants at Kansas City.....Noon

Arizona at Tampa Bay.....Noon

NY Jets at Tennessee.....3:05

Philadelphia at Denver.....3:25

Washington at Oakland.....3:25

Dallas at San Diego.....3:25

New England at Atlanta.....7:30

MONDAY, SEPTEMBER 30

Miami at New Orleans.....7:40

(5th WEEKEND)

(BYE: Minnesota, Pittsburgh, Tampa Bay, Washington)

THURSDAY, OCTOBER 3

Buffalo at Cleveland.....7:25

SUNDAY, OCTOBER 6

New Orleans at Chicago.....Noon

New England at Cincinnati.....Noon

Detroit at Green Bay.....Noon

Seattle at Indianapolis.....Noon

Baltimore at Miami.....Noon

Philadelphia at NY Giants.....Noon

Jacksonville at St. Louis.....Noon

Kansas City at Tennessee.....Noon

Carolina at Arizona.....3:05

Denver at Dallas.....3:25

San Diego at Oakland.....3:25

Houston at San Francisco.....7:30

MONDAY, OCTOBER 7

NY Jets at Atlanta.....7:40

(6th WEEKEND)

(BYE: Atlanta, Miami)

THURSDAY, OCTOBER 10

NY Giants at Chicago.....7:25

SUNDAY, OCTOBER 13

Carolina at Minnesota.....Noon

Green Bay at Baltimore.....Noon

Cincinnati at Buffalo.....Noon

Detroit at Cleveland.....Noon

St. Louis at Houston.....Noon

Oakland at Kansas City.....Noon

Pittsburgh at NY Jets.....Noon

Philadelphia at Tampa Bay.....Noon

Jacksonville at Denver.....3:05

Tennessee at Seattle.....3:05

New Orleans at New England.....3:25

Arizona at San Francisco.....3:25

Washington at Dallas.....7:30

MONDAY, OCTOBER 14

Indianapolis at San Diego.....7:40

KICKOFF
EXECUTIVES
STAFF
COACHES
PLAYERS
ROOKIES
2012 SEASON
RECORDS
PLAYOFF RECORDS
HISTORY
EXTRA POINTS

(7th WEEKEND)
(BYE: New Orleans, Oakland)
THURSDAY, OCTOBER 17
 Seattle at Arizona 7:25
SUNDAY, OCTOBER 20
 Tampa Bay at Atlanta Noon
 St. Louis at Carolina Noon
 Cincinnati at Detroit Noon
 San Diego at Jacksonville Noon
 Houston at Kansas City Noon
 Buffalo at Miami Noon
 New England at NY Jets Noon
 Dallas at Philadelphia Noon
 Chicago at Washington Noon
 San Francisco at Tennessee 3:05
 Cleveland at Green Bay 3:25
 Baltimore at Pittsburgh 3:25
 Denver at Indianapolis 7:30
MONDAY, OCTOBER 21
Minnesota at NY Giants 7:40

(8th WEEKEND)
(BYE: Baltimore, Chicago, Houston, Indianapolis, San Diego, Tennessee)
THURSDAY, OCTOBER 24
 Carolina at Tampa Bay 7:20
SUNDAY, OCTOBER 27
 Dallas at Detroit Noon
 San Francisco at Jacksonville (LONDON) Noon
 Cleveland at Kansas City Noon
 Miami at New England Noon
 Buffalo at New Orleans Noon
 NY Giants at Philadelphia Noon
 Pittsburgh at Oakland 3:05
 NY Jets at Cincinnati 3:05
 Atlanta at Arizona 3:25
 Washington at Denver 3:25
Green Bay at Minnesota 7:30
MONDAY, OCTOBER 28
 Seattle at St. Louis 7:40

(9th WEEKEND)
(BYE: Arizona, Denver, Detroit, Jacksonville, NY Giants, San Francisco)
THURSDAY, OCTOBER 31
 Cincinnati at Miami 7:25
SUNDAY, NOVEMBER 3
Minnesota at Dallas Noon
 Kansas City at Buffalo Noon
 Atlanta at Carolina Noon
 New Orleans at NY Jets Noon
 Tennessee at St. Louis Noon
 San Diego at Washington Noon
 Philadelphia at Oakland 3:05
 Tampa Bay at Seattle 3:05
 Baltimore at Cleveland 3:25
 Pittsburgh at New England 3:25
 Indianapolis at Houston 7:30
MONDAY, NOVEMBER 4
 Chicago at Green Bay 7:40

(10th WEEKEND)
(BYE: Cleveland, Kansas City, New England, NY Jets)
THURSDAY, NOVEMBER 7
Washington at Minnesota 7:25
SUNDAY, NOVEMBER 10
 Seattle at Atlanta Noon
 Cincinnati at Baltimore Noon
 Detroit at Chicago Noon
 Philadelphia at Green Bay Noon
 St. Louis at Indianapolis Noon
 Oakland at NY Giants Noon
 Buffalo at Pittsburgh Noon
 Jacksonville at Tennessee Noon
 Carolina at San Francisco 3:05

Houston at Arizona 3:25
 Denver at San Diego 3:25
 Dallas at New Orleans 7:30
MONDAY, NOVEMBER 11
 Miami at Tampa Bay 7:40

(11th WEEKEND)
(BYE: Dallas, St. Louis)
THURSDAY, NOVEMBER 14
 Indianapolis at Tennessee 7:25
SUNDAY, NOVEMBER 17
 NY Jets at Buffalo Noon
 Baltimore at Chicago Noon
 Cleveland at Cincinnati Noon
 Oakland at Houston Noon
 Arizona at Jacksonville Noon
 San Diego at Miami Noon
 Washington at Philadelphia Noon
 Detroit at Pittsburgh Noon
 Atlanta at Tampa Bay Noon
 Kansas City at Denver 3:05
 San Francisco at New Orleans 3:25
Minnesota at Seattle 3:25
 Green Bay at NY Giants * 7:30
MONDAY, NOVEMBER 18
 New England at Carolina 7:40

(12th WEEKEND)
(BYE: Buffalo, Cincinnati, Philadelphia, Seattle)
THURSDAY, NOVEMBER 21
 New Orleans at Atlanta 7:25
SUNDAY, NOVEMBER 24
Minnesota at Green Bay Noon
 NY Jets at Baltimore Noon
 Pittsburgh at Cleveland Noon
 Tampa Bay at Detroit Noon
 Jacksonville at Houston Noon
 San Diego at Kansas City Noon
 Carolina at Miami Noon
 Chicago at St. Louis Noon
 Indianapolis at Arizona 3:05
 Tennessee at Oakland 3:05
 Dallas at NY Giants 3:25
 Denver at New England * 7:30
MONDAY, NOVEMBER 25
 San Francisco at Washington 7:40

(13th WEEKEND)
THURSDAY, NOVEMBER 28
 Green Bay at Detroit 12:30p
 Oakland at Dallas 4:30p
 Pittsburgh at Baltimore 7:30
SUNDAY, DECEMBER 1
Chicago at Minnesota Noon
 Tampa Bay at Carolina Noon
 Jacksonville at Cleveland Noon
 Tennessee at Indianapolis Noon
 Denver at Kansas City Noon
 Miami at NY Jets Noon
 Arizona at Philadelphia Noon
 Atlanta at Buffalo (TORONTO) 3:05
 St. Louis at San Francisco 3:05
 New England at Houston 3:25
 Cincinnati at San Diego 3:25
 NY Giants at Washington * 7:30
MONDAY, DECEMBER 2
 New Orleans at Seattle 7:40

(14th WEEKEND)
THURSDAY, DECEMBER 5
 Houston at Jacksonville 7:25
SUNDAY, DECEMBER 8
Minnesota at Baltimore Noon
 Indianapolis at Cincinnati Noon
 Cleveland at New England Noon

Oakland at NY Jets Noon
 Carolina at New Orleans Noon
 Detroit at Philadelphia Noon
 Miami at Pittsburgh Noon
 Buffalo at Tampa Bay Noon
 Kansas City at Washington Noon
 Tennessee at Denver 3:05
 St. Louis at Arizona 3:25
 NY Giants at San Diego 3:25
 Seattle at San Francisco 3:25
 Atlanta at Green Bay * 7:30
MONDAY, DECEMBER 9
 Dallas at Chicago 7:30

(15th WEEKEND)
THURSDAY, DECEMBER 12
 San Diego at Denver 7:25
SUNDAY, DECEMBER 15
Philadelphia at Minnesota Noon
 Washington at Atlanta Noon
 Chicago at Cleveland Noon
 Houston at Indianapolis Noon
 Buffalo at Jacksonville Noon
 New England at Miami Noon
 Seattle at NY Giants Noon
 New Orleans at St. Louis Noon
 San Francisco at Tampa Bay Noon
 Arizona at Tennessee Noon
 NY Jets at Carolina 3:05
 Kansas City at Oakland 3:05
 Green Bay at Dallas 3:25
 Cincinnati at Pittsburgh * 7:30
MONDAY, DECEMBER 16
 Baltimore at Detroit 7:40

(16th WEEKEND)
SUNDAY, DECEMBER 22
Minnesota at Cincinnati Noon
 Miami at Buffalo Noon
 New Orleans at Carolina Noon
 Denver at Houston Noon
 Tennessee at Jacksonville Noon
 Indianapolis at Kansas City Noon
 Cleveland at NY Jets Noon
 Chicago at Philadelphia Noon
 Tampa Bay at St. Louis Noon
 Dallas at Washington Noon
 NY Giants at Detroit 3:05
 Arizona at Seattle 3:05
 Pittsburgh at Green Bay 3:25
 Oakland at San Diego 3:25
 New England at Baltimore * 7:30
MONDAY, DECEMBER 23
 Atlanta at San Francisco 7:40

(17th WEEKEND)
SUNDAY, DECEMBER 29
Detroit at Minnesota Noon
 Carolina at Atlanta Noon
 Green Bay at Chicago Noon
 Baltimore at Cincinnati Noon
 Philadelphia at Dallas Noon
 Jacksonville at Indianapolis Noon
 NY Jets at Miami Noon
 Buffalo at New England Noon
 Tampa Bay at New Orleans Noon
 Washington at NY Giants Noon
 Cleveland at Pittsburgh Noon
 Houston at Tennessee Noon
 San Francisco at Arizona 3:25
 Denver at Oakland 3:25
 Kansas City at San Diego 3:25
 St. Louis at Seattle 3:25

* Subject to flex scheduling

NOTES

NOTES

NOTES

NOTES

NOTES



Minnesota Vikings 2013 Schedule

Preseason

DAY	DATE	OPPONENT	TIME (GT)	TELEVISION	RADIO
Fri.	Aug. 9	HOUSTON TEXANS	7:00 p.m.	KARE	KFAN/KTCN
Fri.	Aug. 16	at Buffalo Bills	6:00 p.m.	KARE	KFAN/KTCN
Sun.	Aug. 25	at San Francisco	7:00 p.m.	KARE	KFAN/KTCN
Thur.	Aug. 29	TENNESSEE TITANS	7:00 p.m.	KARE	KFAN/KTCN

Regular Season

DAY	DATE	OPPONENT	TIME (GT)	TELEVISION	RADIO
Sun.	Sept. 8	at Detroit Lions	Noon	FOX	KFAN / KTCN
Sun.	Sept. 15	at Chicago Bears	Noon	FOX	KFAN / KTCN
Sun.	Sept. 22	CLEVELAND BROWNS	Noon	CBS	KFAN / KTCN
Sun.	Sept. 29	PITTSBURGH STEELERS (London)	Noon	CBS	KFAN / KTCN
Sun.	Oct. 6	BYE WEEK			
Sun.	Oct. 13	CAROLINA PANTHERS	Noon	FOX	KFAN / KTCN
Mon.	Oct. 21	at New York Giants	7:40 PM	ESPN	KFAN / KTCN
Sun.	Oct. 27	GREEN BAY PACKERS	7:30 PM	NBC	KFAN / KTCN
Sun.	Nov. 3	at Dallas Cowboys	Noon	FOX	KFAN / KTCN
Thur.	Nov. 7	WASHINGTON REDSKINS	7:25 PM	NFLN	KFAN / KTCN
Sun.	Nov. 17	at Seattle Seahawks	3:25 pm*	FOX	KFAN / KTCN
Sun.	Nov. 24	at Green Bay Packers	Noon*	FOX	KFAN / KTCN
Sun.	Dec. 1	CHICAGO BEARS	Noon*	FOX	KFAN / KTCN
Sun.	Dec. 8	at Baltimore Ravens	Noon*	FOX	KFAN / KTCN
Sun.	Dec. 15	PHILADELPHIA EAGLES	Noon*	FOX	KFAN / KTCN
Sun.	Dec. 22	at Cincinnati Bengals	Noon*	FOX	KFAN / KTCN
Sun.	Dec. 29	DETROIT LIONS	Noon*	FOX	KFAN / KTCN

Wild Card Playoffs, January 4-5, 2014

Divisional Playoffs, January 11-12, 2014

Conference Championship Games, January 19, 2014

AFC-NFC Pro Bowl, Aloha Stadium, Honolulu, Hawai'i, January 26, 2014

Super Bowl XLVIII, MetLife Stadium, New York/New Jersey, February 2, 2014

*Times Subject to Change

KFAN

SPORTS RADIO - FM 100.3

THE POWER TRIP: 5:30AM-9AM

PAUL ALLEN: 9AM-NOON

THE COMMON MAN: NOON-3PM

DAN BARREIRO: 3PM-6:30PM



13 YEARS OF THE BEST VIKINGS COVERAGE!

www.KFAN.com

KARE 11  news 10p



Eric Perkins • Julie Nelson • Randy Shaver • Belinda Jensen

Thanks for making KARE 11

Twin Cities' **most watched** newscast

Nielsen, 2013 - Adults 18 to 54

kare11.com