



# ADAC Formel 4

## Result List Race 1

Provisional



Nürburgring, Length: 3629m

Air temperature: 28.03°C

Track temperature: 36.11°C

Weather condition: Dry

**DMSB** Reg. Nr.: DMSB 216/18

Saturday, August 4, 2018 11:05:00

started : 17      classified : 14      not classified : 3

Nr.	Drivers	Team	Laps	Total Time	Gap	Kph	Lap	Time	Kph
Cl.	Car	Competitor							
1	44 L.Zendeli(DEU) ADAC Formel 4 powered by Abarth	(T) US Racing - CHRS(DEU) US Racing - CHRS	21	30:32.645		149.9	12	1:26.857	150.4
2	74 E.Fittipaldi(BRA) ADAC Formel 4 powered by Abarth	(T) PREMA Theodore Racing(ITA) PREMA Theodore Racing	21	30:33.171	0.526	149.9	13	1:26.803	150.5
3	2 F.Vesti(DNK) ADAC Formel 4 powered by Abarth	(T) Van Amersfoort Racing(NLD) Van Amersfoort Racing	21	30:34.822	2.177	149.9	16	1:26.753	150.5
4	27 D.Schumacher(DEU) R ADAC Formel 4 powered by Abarth	US Racing - CHRS(DEU) US Racing - CHRS	21	30:39.984	7.339	149.4	14	1:26.997	150.1
5	5 G.Petecof(BRA) R ADAC Formel 4 powered by Abarth	PREMA Theodore Racing(ITA) PREMA Theodore Racing	21	30:40.901	8.256	149.4	11	1:26.879	150.3
6	30 L.Lawson(NZL) ADAC Formel 4 powered by Abarth	(T) Van Amersfoort Racing(NLD) Van Amersfoort Racing	21	30:42.489	9.844	149.3	15	1:27.025	150.1
7	21 C.Weerts(BEL) ADAC Formel 4 powered by Abarth	Van Amersfoort Racing(NLD) Van Amersfoort Racing	21	30:42.842	10.197	149.3	16	1:26.978	150.2
8	28 M.Wishofer(AUT) ADAC Formel 4 powered by Abarth	(T) US Racing - CHRS(DEU) US Racing - CHRS	21	30:44.056	11.411	149.4	16	1:27.015	150.1
9	4 N.Krütten(DEU) R ADAC Formel 4 powered by Abarth	(T) ADAC Berlin-Brandenburg e.V.(DEU) ADAC Berlin-Brandenburg e.V.	21	30:45.807	13.162	149.1	20	1:27.123	149.9
10	26 L.Köhler(DEU) R ADAC Formel 4 powered by Abarth	(T) ADAC Berlin-Brandenburg e.V.(DEU) ADAC Berlin-Brandenburg e.V.	21	30:52.049	19.404	148.8	13	1:27.366	149.5
11	95 T.Beckhäuser(CZE) ADAC Formel 4 powered by Abarth	US Racing - CHRS(DEU) US Racing - CHRS	21	30:56.084	23.439	148.6	8	1:27.326	149.6
12	10 K.Lappalainen(FIN) ADAC Formel 4 powered by Abarth	(T) KIC Driving Academy(FIN) KIC Driving Academy	21	31:04.547	31.902	147.8	7	1:28.032	148.4
13	22 L.Roy(DEU) ADAC Formel 4 powered by Abarth	Van Amersfoort Racing(NLD) Van Amersfoort Racing	21	31:05.653	33.008	147.7	18	1:27.286	149.6
14	6 I.Cohen(ISR) R ADAC Formel 4 powered by Abarth	ADAC Berlin-Brandenburg e.V.(DEU) ADAC Berlin-Brandenburg e.V.	21	31:22.549	49.904	147.2	9	1:27.558	149.2
<b>Not classified</b>									
23	J.Alders(NLD) R ADAC Formel 4 powered by Abarth	Van Amersfoort Racing(NLD) Van Amersfoort Racing	12	24:40.932	9LAPS	104.9	6	1:27.756	148.8
33	J.Doohan(AUS) R ADAC Formel 4 powered by Abarth	PREMA Theodore Racing(ITA) PREMA Theodore Racing	1	1:40.670	20LAPS				
64	O.Caldwell(GBR) ADAC Formel 4 powered by Abarth	(T) PREMA Theodore Racing(ITA) PREMA Theodore Racing	1	2:24.241	20LAPS				

*Fastest lap of the race. Car 2 driver Frederik Vesti on lap 16. Time 1:26.753, average speed 150.5 km/h.*

T = nominated for the Team Classification

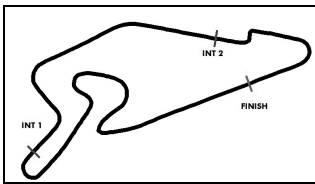
Subject to final scrutineering!		
Publication time:	Clerk of the Course: Michael Bork	Timekeeper: Steffen Ruhl

ver: 1.0

[www.adac.de/motorsport](http://www.adac.de/motorsport)

Page 1/ 1 printed: 4.8.2018 11:39





# ADAC Formel 4

## Lap Chart Race 1

Provisional

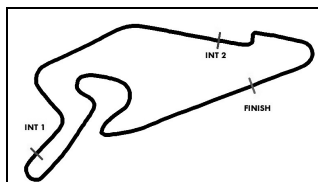


Nürburgring, Length: 3629 m

Saturday, August 4, 2018 11:05:00

LapCha	1	2	3	4	5	6	7	8	9	10	11	12	13	14	15	16	17	18	19	20	21	22	23	24	25	26	27	28	29	30	31	32	33	34	35	36	37	38	39	40	41	42	43	44	45											
LAP 1	44	74	27	2	5	30	21	4	28	26	22	10	95	.33	6	.23	.64																																							
LAP 2	44	74	27	2	5	30	21	4	28	26	22	10	95	6	23'																																									
LAP 3	44	74	27	2	5	30	21	4	28	26	22	10	95	6	23'																																									
LAP 4	44	74	2	27	5	30	21	4	28	26	22	95	10	6	23'																																									
LAP 5	44	74	2	27	5	30	21	4	28	26	22	95	10	6	23'																																									
LAP 6	44	74	2	27	5	30	21	28	4	26	22	95	10	6	23'																																									
LAP 7	44	74	2	27	5	30	21	28	4	26	22	95	10	6	23'																																									
LAP 8	44	74	2	27	5	30	21	28	4	26	22	95	10	6	23'																																									
LAP 9	44	74	2	27	5	30	21	28	4	26	22	95	10	6	23'																																									
LAP 10	44	74	2	27	5	30	21	28	4	26	22	95	10	6	23'																																									
LAP 11	44	74	2	27	5	30	21	28	4	26	22	95	10	6	23'																																									
LAP 12	44	74	2	27	5	30	21	28	4	26	95	10	22	6	.23'																																									
LAP 13	44	74	2	27	5	30	21	28	4	26	95	10	22	6																																										
LAP 14	44	74	2	27	5	30	21	28	4	26	95	10	22	6																																										
LAP 15	44	74	2	27	5	30	21	28	4	26	95	10	22	6																																										
LAP 16	44	74	2	27	5	30	21	28	4	26	95	10	22	6																																										
LAP 17	44	74	2	27	5	30	21	28	4	26	95	10	22	6																																										
LAP 18	44	74	2	27	5	30	21	28	4	26	95	10	22	6																																										
LAP 19	44	74	2	27	5	30	21	28	4	26	95	10	22	6																																										
LAP 20	44	74	2	27	5	30	21	28	4	26	95	10	22	6																																										
LAP 21	44	74	2	27	5	30	21	28	4	26	95	10	22	6																																										

.- PITSTOP ' -LAPBEHIND



# ADAC Formel 4

## Sector List Race 1

Provisional



Nürburgring, Length: 3629m

Air temperature: 28.03°C

Track temperature: 36.11°C

Weather condition: Dry

**DMSB** Reg. Nr.: DMSB 216/18

Saturday, August 4, 2018 11:05:00

Lap	Time	SE1	SP1	SE2	SP2	SE3	SP3	TSP	Lap	Time	SE1	SP1	SE2	SP2	SE3	SP3	TSP
<b>2 Vesti, DNK</b>									<b>theoretical besttime: 1:26.631</b>								
1	1:32.083	48.357	130	22.612	214	21.114	180	214	12	1:26.984	<b>43.861</b>	<b>131</b>	22.096	215	21.027	179	215
2	1:28.091	44.585	<b>132</b>	22.325	216	21.181	179	216	13	1:26.965	43.985	131	22.102	215	20.878	179	215
3	1:28.176	44.501	130	22.193	<b>220</b>	21.482	<b>180</b>	<b>220</b>	14	1:26.827	43.896	131	22.045	215	20.886	179	215
4	1:27.547	44.292	131	22.296	215	20.959	178	215	15	1:26.890	44.002	131	22.081	215	<b>20.807</b>	<b>179</b>	215
5	1:27.189	44.146	131	22.120	214	20.923	179	214	16	<b>1:26.753</b>	43.922	131	<b>21.963</b>	<b>215</b>	20.868	178	215
6	1:27.189	43.984	130	22.203	214	21.002	178	214	17	1:26.867	43.878	131	22.101	214	20.888	178	214
7	1:27.064	44.024	131	22.175	214	20.865	179	214	18	1:27.133	43.997	131	22.066	214	21.070	178	214
8	1:26.847	43.980	132	22.030	214	20.837	179	214	19	1:26.883	43.878	132	22.123	215	20.882	178	215
9	1:27.093	44.045	132	22.109	214	20.939	179	214	20	1:27.063	43.942	132	22.095	215	21.026	179	215
10	1:26.868	43.908	131	22.105	214	20.855	179	214	21	1:27.189	44.191	131	22.113	214	20.885	177	214
11	1:27.121	43.989	131	22.216	211	20.916	178	211									

Lap	Time	SE1	SP1	SE2	SP2	SE3	SP3	TSP	Lap	Time	SE1	SP1	SE2	SP2	SE3	SP3	TSP
<b>4 Krütten, DEU</b>									<b>theoretical besttime: 1:27.115</b>								
1	1:34.519	49.739	131	22.817	202	21.963	177	202	12	1:28.094	44.891	131	22.268	213	20.935	178	213
2	1:28.532	44.875	131	22.336	214	21.321	178	214	13	1:27.223	44.158	132	22.167	213	20.898	178	213
3	1:27.791	44.502	131	22.278	216	21.011	178	216	14	1:27.234	44.157	131	22.169	214	20.908	178	214
4	1:27.622	44.307	132	22.237	<b>216</b>	21.078	178	<b>216</b>	15	1:27.309	<b>44.060</b>	<b>131</b>	22.185	213	21.064	178	213
5	1:28.254	44.615	129	22.415	215	21.224	178	215	16	1:27.277	44.132	132	22.176	214	20.969	177	214
6	1:28.613	45.087	130	22.258	214	21.268	171	214	17	1:27.242	44.077	132	22.191	214	20.974	178	214
7	1:27.760	44.459	131	22.335	213	20.966	177	213	18	1:27.245	44.131	131	22.189	213	20.925	178	213
8	1:27.259	44.140	131	22.183	215	20.936	177	215	19	1:27.159	44.101	130	<b>22.162</b>	<b>215</b>	20.896	177	215
9	1:27.264	44.169	131	22.164	214	20.931	178	214	20	<b>1:27.123</b>	44.063	131	22.167	214	<b>20.893</b>	<b>178</b>	214
10	1:27.306	44.147	131	22.179	214	20.980	178	214	21	1:27.668	44.141	132	22.439	212	21.088	178	212
11	1:27.313	44.188	131	22.210	213	20.915	178	213									

Lap	Time	SE1	SP1	SE2	SP2	SE3	SP3	TSP	Lap	Time	SE1	SP1	SE2	SP2	SE3	SP3	TSP
<b>5 Petecof, BRA</b>									<b>theoretical besttime: 1:26.864</b>								
1	1:32.673	48.493	124	22.786	216	21.394	175	216	12	1:27.082	44.011	126	22.203	216	20.868	177	216
2	1:28.359	44.683	<b>130</b>	22.380	215	21.296	180	215	13	1:26.975	<b>43.987</b>	<b>129</b>	22.100	216	20.888	181	216
3	1:27.997	44.497	129	22.413	215	21.087	180	215	14	1:27.045	44.110	128	22.072	216	20.863	176	216
4	1:28.188	44.520	128	22.229	<b>217</b>	21.439	<b>181</b>	<b>217</b>	15	1:27.293	44.165	128	22.179	215	20.949	180	215
5	1:27.881	44.743	129	22.183	215	20.955	181	215	16	1:27.205	44.128	129	22.138	216	20.939	181	216
6	1:27.594	44.212	129	22.152	216	21.230	180	216	17	1:27.235	44.098	128	22.157	215	20.980	175	215
7	1:27.783	44.524	127	22.180	215	21.079	175	215	18	1:27.354	44.171	129	22.131	215	21.052	175	215
8	1:27.193	44.147	130	22.156	216	20.890	180	216	19	1:27.205	44.145	129	22.181	214	20.879	180	214
9	1:27.219	44.194	129	22.121	216	20.904	176	216	20	1:27.295	44.157	128	22.153	214	20.985	180	214
10	1:27.027	44.087	129	22.072	216	20.868	180	216	21	1:27.419	44.172	129	22.231	215	21.016	181	215
11	<b>1:26.879</b>	44.002	129	<b>22.019</b>	215	<b>20.858</b>	180	215									

Lap	Time	SE1	SP1	SE2	SP2	SE3	SP3	TSP	Lap	Time	SE1	SP1	SE2	SP2	SE3	SP3	TSP
<b>6 Cohen, ISR</b>									<b>theoretical besttime: 1:27.440</b>								
1	1:48.568	1:03.933	129	22.845	210	21.790	176	210	12	1:28.092	44.538	131	22.376	214	21.178	177	214
2	1:29.564	45.283	131	22.862	208	21.419	177	208	13	1:27.876	44.382	133	22.292	214	21.202	177	<b>214</b>
3	1:28.270	44.614	132	22.363	211	21.293	175	211	14	1:28.559	44.768	131	22.394	211	21.397	178	211
4	1:28.191	44.512	132	22.380	212	21.299	176	212	15	1:27.984	44.451	133	22.263	213	21.270	178	213
5	1:28.092	44.582	130	22.355	210	21.155	177	210	16	1:40.834	44.504		34.868	211	21.462	177	211
6	1:27.802	44.455	131	<b>22.197</b>	211	21.150	176	211	17	1:28.306	44.478	130	22.569	213	21.259	177	213
7	1:27.780	44.283	132	22.339	212	21.158	177	212	18	1:27.897	44.512	131	22.267	211	21.118	178	211
8	1:27.743	44.396	131	22.201	212	21.146	177	212	19	1:27.816	44.447	131	22.202	212	21.167	177	212
9	<b>1:27.558</b>	<b>44.184</b>	132	22.237	211	21.137	177	211	20	1:27.845	44.399	132	22.287	211	21.159	178	211
10	1:28.006	44.642	131	22.305	212	<b>21.059</b>	177	212	21	1:27.923	44.345	131	22.268	211	21.310	177	211
11	1:27.843	44.407	132	22.261	211	21.175	177	211									

Lap	Time	SE1	SP1	SE2	SP2	SE3	SP3	TSP	Lap	Time	SE1	SP1	SE2	SP2	SE3	SP3	TSP
<b>10 Lappalainen, FIN</b>									<b>theoretical besttime: 1:27.827</b>								
1	1:37.679	51.534	128	22.841		23.304	176		12	1:28.288	44.792	132	22.258	211	21.238	176	211
2	1:29.338	45.248	<b>132</b>	22.527	<b>213</b>	21.563	177	<b>213</b>	13	1:28.168	44.661	131	22.279	212	21.228	177	212
3	1:28.524	44.986	131	22.348	212	21.190	177	212	14	1:28.045	<b>44.452</b>	<b>132</b>	22.223	211	21.370	176	211
4	1:29.405	45.664	132	22.359	213	21.382	177	213	15	1:28.207	44.605	130	22.336	211	21.266	176	211
5	1:28.376	44.809	130	22.406	211	21.161	177	211	16	1:28.199	44.657	131	22.235	210	21.307	176	210
6	1:28.046	44.626	132	22.242	211	21.178	176	211	17	1:28.441	44.791	130	22.296	210	21.354	176	210
7	<b>1:28.032</b>	44.564	132	<b>22.216</b>	213	21.252	<b>178</b>	213	18	1:28.262	44.654	130	22.334	210	21.274	175	210
8	1:28.233	44.685	131	22.370	211	21.178	177	211	19	1:28.140	44.666	131	22.245	211	21.229	177	211
9	1:28.121	44.617	127	22.312	211	21.192	177	211	20	1:28.227	44.471	131	22.290	210	21.466	177	210

ver: 1.0

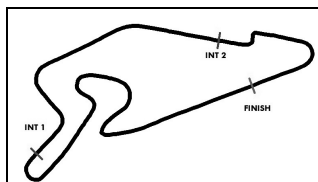
[www.adac.de/motorsport](http://www.adac.de/motorsport)

Page 1 / 4 printed: 4.8.2018 11:39



Premium-Serienpartner





# ADAC Formel 4

## Sector List Race 1

Provisional



Nürburgring, Length: 3629m

Air temperature: 28.03°C

Track temperature: 36.11°C

Weather condition: Dry

**DMSB** Reg. Nr.: DMSB 216/18

Saturday, August 4, 2018 11:05:00

Lap	Time	SE1	SP1	SE2	SP2	SE3	SP3	TSP	Lap	Time	SE1	SP1	SE2	SP2	SE3	SP3	TSP
10	1:28.228	44.681	131	22.263	212	21.284	175	212	21	1:28.290	44.618	130	22.398	209	21.274	177	209
11	1:28.298	44.791	131	22.348	210	<b>21.159</b>	177	210									

### 21 Weerts, BEL

theoretical besttime: 1:26.906

1	1:33.707	49.374	130	22.961	213	21.372	178	213	12	1:27.117	44.175	129	22.098	217	20.844	180	217
2	1:28.086	44.730	131	22.259	216	21.097	180	216	13	1:27.300	44.198	130	22.125	217	20.977	179	217
3	1:28.002	44.630	129	22.173	<b>219</b>	21.199	180	<b>219</b>	14	1:27.175	44.235	130	22.028	217	20.912	179	217
4	1:27.924	44.536	130	22.196	219	21.192	<b>180</b>	219	15	1:27.169	44.202	131	22.105	216	20.862	179	216
5	1:28.213	44.999	129	22.157	218	21.057	179	218	16	<b>1:26.978</b>	<b>44.060</b>	<b>131</b>	22.043	216	20.875	179	216
6	1:27.420	44.316	130	22.156	216	20.948	179	216	17	1:27.290	44.233	130	22.142	216	20.915	180	216
7	1:27.924	44.716	130	22.214	218	20.994	180	218	18	1:27.419	44.339	131	22.200	216	20.880	179	216
8	1:27.409	44.434	129	22.102	217	20.873	180	217	19	1:27.200	44.127	131	22.117	216	20.956	179	216
9	1:27.034	44.188	128	<b>22.011</b>	218	<b>20.835</b>	180	218	20	1:27.430	44.294	130	22.192	216	20.944	180	216
10	1:27.282	44.149	130	22.105	218	21.028	179	218	21	1:27.533	44.334	131	22.108	216	21.091	180	216
11	1:27.230	44.180	129	22.121	216	20.929	179	216									

### 22 Roy, DEU

theoretical besttime: 1:27.199

1	1:37.198	50.884	131	23.197		23.117	178		12	1:40.222	56.516	130	22.451	213	21.255	177	213
2	1:28.629	44.880	130	22.437	216	21.312	179	216	13	1:27.829	44.474	132	22.240	213	21.115	177	213
3	1:28.060	44.737	131	22.273	216	21.050	179	216	14	1:27.743	44.403	130	22.205	213	21.135	178	213
4	1:27.724	44.349	130	22.163	<b>218</b>	21.212	<b>180</b>	<b>218</b>	15	1:27.685	44.393	132	22.188	213	21.104	178	213
5	1:28.054	44.574	131	22.104	216	21.376	179	216	16	1:27.507	44.307	130	22.267	213	<b>20.933</b>	<b>178</b>	213
6	1:27.765	44.433	128	22.328	216	21.004	178	216	17	1:27.733	44.465	129	22.207	213	21.061	178	213
7	1:27.537	44.435	131	<b>22.058</b>	217	21.044	179	217	18	<b>1:27.286</b>	<b>44.208</b>	<b>130</b>	22.100	214	20.978	178	214
8	1:27.472	44.393	130	22.093	217	20.986	179	217	19	1:27.643	44.420	130	22.252	214	20.971	179	214
9	1:29.003	44.378	129	22.402	215	22.223	175	215	20	1:27.561	44.324	130	22.191	214	21.046	178	214
10	1:27.642	44.507	130	22.130	215	21.005	179	215	21	1:27.881	44.502	129	22.228	213	21.151	179	213
11	1:27.479	44.279	131	22.178	213	21.022	179	213									

### 23 Alders, NLD

theoretical besttime: 1:27.756

1	1:51.137	49.103	129	22.942	189	39.092	51	189	7	1:29.006	44.857	130	22.477	211	21.672	175	211
2	7:52.313	7:07.969	128	22.678	211	21.666	176	211	8	1:28.460	44.859	129	22.378	212	21.223	176	<b>212</b>
3	1:28.971	45.037	130	22.591	210	21.343	177	210	9	1:29.381	45.196	128	22.670	211	21.515	176	211
4	1:28.706	45.015	<b>130</b>	22.486	210	21.205	177	210	10	1:29.401	45.211	128	22.688	210	21.502	176	210
5	1:28.119	44.598	129	22.431	211	21.090	<b>177</b>	211	11	1:29.293	45.218	129	22.633	211	21.442	177	211
6	<b>1:27.756</b>	<b>44.416</b>	129	<b>22.290</b>	211	<b>21.050</b>	177	211	12	1:38.389	45.310	130	22.616	211	30.463	56	211

### 26 Köhler, DEU

theoretical besttime: 1:27.276

1	1:36.600	51.195	129	22.995	<b>217</b>	22.410	177	<b>217</b>	12	1:27.738	44.399	130	22.196	213	21.143	178	213
2	1:28.602	45.065	130	22.343	213	21.194	178	213	13	<b>1:27.366</b>	<b>44.213</b>	<b>130</b>	22.176	213	<b>20.977</b>	<b>177</b>	213
3	1:28.026	44.614	131	22.292	213	21.120	178	213	14	1:27.812	44.534	131	22.173	213	21.105	175	213
4	1:27.848	44.503	131	22.259	213	21.086	177	213	15	1:27.832	44.417	132	22.262	213	21.153	177	213
5	1:28.306	44.391	131	22.237	213	21.678	178	213	16	1:27.840	44.485	133	22.165	213	21.190	177	213
6	1:27.564	44.244	131	22.181	213	21.139	177	213	17	1:27.786	44.417	131	22.248	212	21.121	177	212
7	1:27.553	44.399	132	<b>22.086</b>	214	21.068	177	214	18	1:27.580	44.280	128	22.252	212	21.048	177	212
8	1:27.541	44.381	131	22.149	213	21.011	<b>178</b>	213	19	1:27.610	44.251	133	22.308	212	21.051	177	212
9	1:27.518	44.388	131	22.116	214	21.014	177	214	20	1:27.724	44.365	129	22.209	212	21.150	178	212
10	1:27.519	44.259	131	22.229	213	21.031	178	213	21	1:28.151	44.456	131	22.282	211	21.413	177	211
11	1:27.533	44.269	<b>133</b>	22.193	211	21.071	177	211									

### 27 Schumacher, DEU

theoretical besttime: 1:26.890

1	1:31.447	47.519	131	22.597	215	21.331	179	215	12	1:27.068	44.145	131	22.074	213	20.849	179	213
2	1:28.463	44.836	132	22.357	215	21.270	179	215	13	1:27.135	44.181	131	22.126	213	20.828	179	213
3	1:28.249	44.545	132	22.300	216	21.404	178	216	14	<b>1:26.997</b>	44.126	132	<b>22.012</b>	<b>213</b>	20.859	178	213
4	1:28.420	44.921	131	22.281	<b>217</b>	21.218	<b>179</b>	<b>217</b>	15	1:27.140	44.251	130	22.076	214	20.813	179	214
5	1:27.654	44.334	131	22.191	215	21.129	179	215	16	1:27.101	44.076	131	22.143	212	20.882	179	212
6	1:27.253	44.112	131	22.172	214	20.969	179	214	17	1:27.323	44.156	129	22.232	212	20.935	178	212
7	1:27.949	44.167	131	22.241	214	21.541	178	214	18	1:27.251	44.167	131	22.213	212	20.871	179	212
8	1:27.231	44.242	<b>132</b>	22.109	214	20.880	179	214	19	1:27.205	44.105	130	22.174	213	20.926	179	213
9	1:27.049	44.148	131	22.092	214	<b>20.809</b>	179	214	20	1:27.123	<b>44.069</b>	<b>130</b>	22.187	213	20.867	179	213
10	1:27.192	44.185	132	22.106	214	20.901	179	214	21	1:27.518	44.246	132	22.282	211	20.990	179	211
11	1:27.216	44.131	130	22.163	213	20.922	178	213									

ver: 1.0

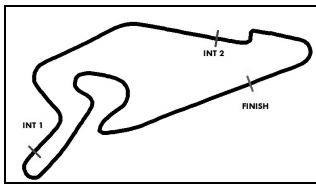
[www.adac.de/motorsport](http://www.adac.de/motorsport)

Page 2/ 4 printed: 4.8.2018 11:39



Premium-Serienpartner





# ADAC Formel 4

## Sector List Race 1

Provisional



Nürburgring, Length: 3629m  
Air temperature: 28.03°C  
Track temperature: 36.11°C  
Weather condition: Dry

**DMSB** Reg. Nr.: DMSB 216/18

Saturday, August 4, 2018 11:05:00

Lap	Time	SE1	SP1	SE2	SP2	SE3	SP3	TSP	Lap	Time	SE1	SP1	SE2	SP2	SE3	SP3	TSP
-----	------	-----	-----	-----	-----	-----	-----	-----	-----	------	-----	-----	-----	-----	-----	-----	-----

### 28 Wishofer, AUT

theoretical besttime: 1:26.727

1	1:36.170	50.619	127	23.342	216	22.209	176	216	12	1:27.257	43.968	130	22.408	215	20.881	179	215
2	1:27.835	44.436	130	22.327	212	21.072	178	212	13	1:27.034	<b>43.868</b>	<b>130</b>	22.239	217	20.927	179	217
3	1:27.363	44.233	130	22.188	215	20.942	178	215	14	1:27.255	44.130	130	22.176	217	20.949	179	217
4	1:27.431	44.174	130	22.061	<b>219</b>	21.196	<b>179</b>	<b>219</b>	15	1:27.390	44.098	130	22.206	216	21.086	178	216
5	1:28.175	44.598	129	22.260	219	21.317	179	219	16	<b>1:27.015</b>	44.037	130	22.135	215	<b>20.843</b>	<b>178</b>	215
6	1:27.082	44.200	130	<b>22.016</b>	215	20.866	179	215	17	1:27.139	44.100	130	22.109	216	20.930	179	216
7	1:27.618	44.307	130	22.192	219	21.119	179	219	18	1:27.379	44.053	131	22.379	216	20.947	179	216
8	1:27.483	44.236	130	22.280	217	20.967	178	217	19	1:27.272	43.999	131	22.270	216	21.003	178	216
9	1:27.132	44.055	131	22.093	217	20.984	179	217	20	1:27.371	44.086	130	22.336	215	20.949	179	215
10	1:27.040	44.052	129	22.067	217	20.921	179	217	21	1:28.251	44.512	130	22.366	212	21.373	177	212
11	1:27.364	44.056	<b>131</b>	22.391	215	20.917	178	215									

### 30 Lawson, NZL

theoretical besttime: 1:26.977

1	1:33.099	48.754	130	22.847	217	21.498	180	217	12	1:27.073	44.036	132	22.061	217	20.976	180	217
2	1:28.373	44.667	132	22.344	216	21.362	180	216	13	1:27.260	44.168	129	22.110	216	20.982	179	216
3	1:27.988	44.639	131	22.114	<b>219</b>	21.235	180	<b>219</b>	14	1:27.030	44.041	128	22.092	216	20.897	179	216
4	1:27.967	44.496	131	22.244	217	21.227	180	217	15	<b>1:27.025</b>	<b>44.030</b>	<b>131</b>	22.109	215	<b>20.886</b>	<b>180</b>	215
5	1:27.994	44.835	125	22.248	217	20.911	<b>181</b>	217	16	1:27.319	44.100	132	22.121	216	21.098	175	216
6	1:27.552	44.165	131	22.227	218	21.160	178	218	17	1:27.256	44.192	130	22.106	215	20.958	178	215
7	1:27.978	44.756	130	22.142	217	21.080	179	217	18	1:27.305	44.231	127	22.113	216	20.961	179	216
8	1:27.122	44.082	131	<b>22.061</b>	219	20.979	180	219	19	1:27.197	44.121	132	22.101	216	20.975	178	216
9	1:27.187	44.061	131	22.206	218	20.920	180	218	20	1:27.391	44.260	130	22.168	216	20.963	180	216
10	1:27.336	44.070	132	22.184	217	21.082	180	217	21	1:27.826	44.576	131	22.167	215	21.083	178	215
11	1:27.211	44.104	131	22.097	215	21.010	179	215									

### 33 Doohan, AUS

theoretical besttime:

1	1:40.670	50.317	<b>128</b>	<b>23.506</b>	<b>214</b>	26.847	52	<b>214</b>									
---	----------	--------	------------	---------------	------------	--------	----	------------	--	--	--	--	--	--	--	--	--

### 44 Zendeli, DEU

theoretical besttime: 1:26.787

1	1:30.033	46.206	132	22.584	212	21.243	178	212	12	<b>1:26.857</b>	43.898	131	22.076	213	20.883	180	213
2	1:28.221	44.657	133	22.403	213	21.161	178	213	13	1:26.937	43.983	131	22.112	214	20.842	179	214
3	1:27.630	44.335	133	22.250	<b>214</b>	21.045	178	<b>214</b>	14	1:27.063	43.959	133	22.236	213	20.868	179	213
4	1:27.373	44.270	<b>134</b>	22.188	213	20.915	179	213	15	1:27.110	44.051	131	22.153	213	20.906	179	213
5	1:27.093	44.141	132	22.069	213	20.883	179	213	16	1:27.169	44.101	131	22.178	213	20.890	179	213
6	1:26.976	43.985	131	22.072	213	20.919	178	213	17	1:26.997	43.970	131	22.141	213	20.886	179	213
7	1:26.991	44.023	131	22.132	213	<b>20.836</b>	179	213	18	1:27.035	44.048	132	<b>22.054</b>	<b>213</b>	20.933	179	213
8	1:26.963	43.982	131	22.087	214	20.894	179	214	19	1:27.004	44.004	131	22.162	213	20.838	179	213
9	1:27.019	43.969	131	22.145	213	20.905	179	213	20	1:26.999	43.938	132	22.160	213	20.901	180	213
10	1:27.128	<b>43.897</b>	132	22.083	214	21.148	178	214	21	1:27.108	43.955	133	22.143	213	21.010	177	213
11	1:26.939	43.935	132	22.102	213	20.902	178	213									

### 64 Caldwell, GBR

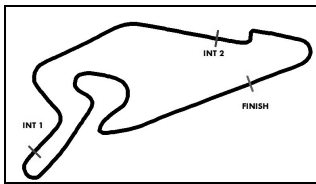
theoretical besttime:

1	2:24.241	48.667	<b>130</b>	<b>23.328</b>	<b>188</b>	1:12.246	55	<b>188</b>									
---	----------	--------	------------	---------------	------------	----------	----	------------	--	--	--	--	--	--	--	--	--

### 74 Fittipaldi, BRA

theoretical besttime: 1:26.769

1	1:30.932	47.203	128	22.567	213	21.162	180	213	12	1:26.933	43.988	130	22.080	214	20.865	176	214
2	1:28.241	44.765	131	22.400	213	21.076	175	213	13	<b>1:26.803</b>	43.954	130	22.048	216	<b>20.801</b>	<b>182</b>	216
3	1:27.461	44.281	129	22.236	215	20.944	176	215	14	1:27.012	44.069	130	22.056	216	20.887	180	216
4	1:27.167	44.177	131	22.131	216	20.859	<b>182</b>	216	15	1:27.072	44.083	130	22.078	216	20.911	177	216
5	1:27.123	44.146	130	22.147	215	20.830	177	215	16	1:27.278	44.238	130	22.162	215	20.878	177	215
6	1:27.055	44.010	<b>132</b>	22.133	216	20.912	177	216	17	1:26.924	43.981	130	22.093	216	20.850	181	216
7	1:27.076	44.099	130	22.164	215	20.813	181	215	18	1:27.088	44.086	130	22.170	215	20.832	177	215
8	1:26.864	<b>43.947</b>	130	<b>22.021</b>	<b>216</b>	20.896	175	<b>216</b>	19	1:26.983	43.952	130	22.151	216	20.880	177	216
9	1:27.013	44.034	130	22.130	216	20.849	182	216	20	1:26.979	43.997	129	22.126	216	20.856	177	216
10	1:26.974	44.033	129	22.115	216	20.826	177	216	21	1:27.141	43.971	130	22.165	216	21.005	177	216
11	1:27.052	44.039	130	22.094	215	20.919	176	215									



# ADAC Formel 4

## Sector List Race 1

Provisional

**DMSB** Reg. Nr.: DMSB 216/18

Saturday, August 4, 2018 11:05:00



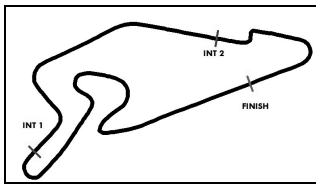
Nürburgring, Length: 3629m  
 Air temperature: 28.03°C  
 Track temperature: 36.11°C  
 Weather condition: Dry

Lap	Time	SE1	SP1	SE2	SP2	SE3	SP3	TSP	Lap	Time	SE1	SP1	SE2	SP2	SE3	SP3	TSP
<b>95 Beckhäuser, CZE</b>									<b>theoretical besttime: 1:27.148</b>								
1	1:37.838	51.766	129	22.969	216	23.103	175	216	12	1:27.684	44.461	131	22.184	213	21.039	177	213
2	1:29.450	45.442	130	22.334	217	21.674	178	217	13	1:27.726	44.503	130	22.240	212	20.983	177	212
3	1:28.562	45.002	130	22.300	<b>218</b>	21.260	179	<b>218</b>	14	1:27.508	44.346	130	<b>22.042</b>	<b>213</b>	21.120	177	213
4	1:28.272	44.690	129	22.313	213	21.269	177	213	15	1:27.462	44.228	131	22.147	213	21.087	179	213
5	1:27.891	44.582	131	22.188	213	21.121	177	213	16	1:27.788	44.357	131	22.334	212	21.097	177	212
6	1:27.400	<b>44.175</b>	<b>132</b>	22.136	213	21.089	177	213	17	1:27.398	44.294	132	22.173	215	<b>20.931</b>	<b>178</b>	215
7	1:28.138	44.415	131	22.537	212	21.186	178	212	18	1:27.549	44.282	131	22.154	213	21.113	176	213
8	<b>1:27.326</b>	44.231	131	22.110	213	20.985	178	213	19	1:27.888	44.387	130	22.306	211	21.195	179	211
9	1:27.446	44.287	131	22.181	213	20.978	178	213	20	1:28.092	44.506	129	22.310	214	21.276	178	214
10	1:27.706	44.501	130	22.239	214	20.966	178	214	21	1:29.438	45.051	130	22.714	210	21.673	173	210
11	1:27.522	44.250	129	22.236	213	21.036	178	213									



Premium-Serienpartner





# ADAC Formel 4

## Top speed list Race 1

Provisional

**DMSB** Reg. Nr.: DMSB 216/18

Saturday, August 4, 2018 11:05:00



Nürburgring, Length: 3629m  
Air temperature: 28.03°C  
Track temperature: 36.11°C  
Weather condition: Dry

#	Name (NAT)	Team	Car name	Speed	Lap	Race time
2	Frederik Vesti (DNK)	Van Amersfoort Racing (NLD)	ADAC Formel 4 powered by Abarth	220.85	3	4:06.868
30	Liam Lawson (NZL)	Van Amersfoort Racing (NLD)	ADAC Formel 4 powered by Abarth	219.95	3	4:08.225
21	Charles Weerts (BEL)	Van Amersfoort Racing (NLD)	ADAC Formel 4 powered by Abarth	219.51	3	4:08.596
28	Mick Wishofer (AUT)	US Racing - CHRS (DEU)	ADAC Formel 4 powered by Abarth	219.06	4	5:37.603
95	Tom Beckhäuser (CZE)	US Racing - CHRS (DEU)	ADAC Formel 4 powered by Abarth	218.18	3	4:14.590
22	Lucas Alecco Roy (DEU)	Van Amersfoort Racing (NLD)	ADAC Formel 4 powered by Abarth	218.18	4	5:40.399
26	Leon Köhler (DEU)	ADAC Berlin-Brandenburg e.V. (DEU)	ADAC Formel 4 powered by Abarth	217.74	1	1:14.190
5	Gianluca Petecof (BRA)	PREMA Theodore Racing (ITA)	ADAC Formel 4 powered by Abarth	217.74	4	5:35.778
27	David Schumacher (DEU)	US Racing - CHRS (DEU)	ADAC Formel 4 powered by Abarth	217.30	4	5:35.361
74	Enzo Fittipaldi (BRA)	PREMA Theodore Racing (ITA)	ADAC Formel 4 powered by Abarth	216.86	8	11:21.023
4	Niklas Krütten (DEU)	ADAC Berlin-Brandenburg e.V. (DEU)	ADAC Formel 4 powered by Abarth	216.43	4	5:37.386
6	Ido Cohen (ISR)	ADAC Berlin-Brandenburg e.V. (DEU)	ADAC Formel 4 powered by Abarth	214.71	13	19:04.183
33	Jack Doohan (AUS)	PREMA Theodore Racing (ITA)	ADAC Formel 4 powered by Abarth	214.28	1	1:13.823
44	Lirim Zendeli (DEU)	US Racing - CHRS (DEU)	ADAC Formel 4 powered by Abarth	214.28	3	4:04.839
10	Konsta Lappalainen (FIN)	KIC Driving Academy (FIN)	ADAC Formel 4 powered by Abarth	213.86	2	2:45.454
23	Joey Alders (NLD)	Van Amersfoort Racing (NLD)	ADAC Formel 4 powered by Abarth	212.18	8	18:13.245
64	Oliver Caldwell (GBR)	PREMA Theodore Racing (ITA)	ADAC Formel 4 powered by Abarth	188.48	1	1:11.995