



US00D818934S

(12) **United States Design Patent**
Kanematsu

(10) **Patent No.:** **US D818,934 S**

(45) **Date of Patent:** **** May 29, 2018**

(54) **TIRE FOR AUTOMOBILE**

(71) Applicant: **SUMITOMO RUBBER INDUSTRIES, LTD.**, Hyogo (JP)

(72) Inventor: **Yoshiaki Kanematsu**, Kobe (JP)

(**) Term: **15 Years**

(21) Appl. No.: **35/501,893**

(22) Filed: **May 17, 2016**

(80) **Hague Agreement Data**

Int. Filing Date: **May 17, 2016**

Int. Reg. No.: **DM/090704**

Int. Reg. Date: **May 17, 2016**

Int. Reg. Pub. Date: **Nov. 18, 2016**

(51) **LOC (11) Cl.** **12-15**

(52) **U.S. Cl.**
USPC **D12/521; D12/519**

(58) **Field of Classification Search**
USPC D12/533-567, 505-532, 900, 901
CPC B60C 1/0016; B60C 11/0306; B60C 11/0302; B60C 3/06; B60C 9/17; B60C 11/00; B60C 11/0016; B60C 11/0304; B60C 11/0309; B60C 11/11; B60C 11/0318; B60C 11/0311; B60C 11/042; B60C 11/12; B60C 11/13
See application file for complete search history.

(56) **References Cited**

U.S. PATENT DOCUMENTS

D522,442	S	*	6/2006	Shirouzu	D12/515
D551,156	S	*	9/2007	Shinohara	D12/521
D562,757	S	*	2/2008	Iwai	D12/519
D581,346	S	*	11/2008	Shondel	D12/521
D584,214	S	*	1/2009	Mukai	D12/519
D601,939	S	*	10/2009	Fontaine	D12/519

D606,002	S	*	12/2009	Yamakawa	D12/519
D606,926	S	*	12/2009	Heinen	D12/521
D630,997	S	*	1/2011	Wright	D12/516
D633,433	S	*	3/2011	Sieber	D12/519
D639,719	S	*	6/2011	Harvey	D12/521
D644,593	S	*	9/2011	Fontaine	D12/523
D684,920	S	*	6/2013	Maxwell	D12/521
D694,702	S	*	12/2013	Leconte	D12/521
D713,325	S	*	9/2014	Maxwell	D12/521
D733,635	S	*	7/2015	Digman	D12/521
D733,636	S	*	7/2015	Janesh	D12/520
D735,113	S	*	7/2015	Schoepfner	D12/521
D735,637	S	*	8/2015	Hughes	D12/521
D743,872	S	*	11/2015	Huang	D12/519
D794,542	S	*	8/2017	Tahon	D12/528
D795,793	S	*	8/2017	Schoepfner	D12/523
D797,650	S	*	9/2017	Bucher	D12/505
D798,224	S	*	9/2017	Zhang	D12/209

* cited by examiner

Primary Examiner — Darlington Ly

(57) **CLAIM**

The ornamental design for a tire for automobile, as shown and described.

DESCRIPTION

1. Tire for automobile

1.1 is a front elevation view of a tire for automobile showing my new design;

1.2 is a rear elevation view thereof;

1.3 is a top plan view thereof;

1.4 is a bottom plan view thereof;

1.5 is a right side elevation view thereof;

1.6 is a left side elevation view thereof;

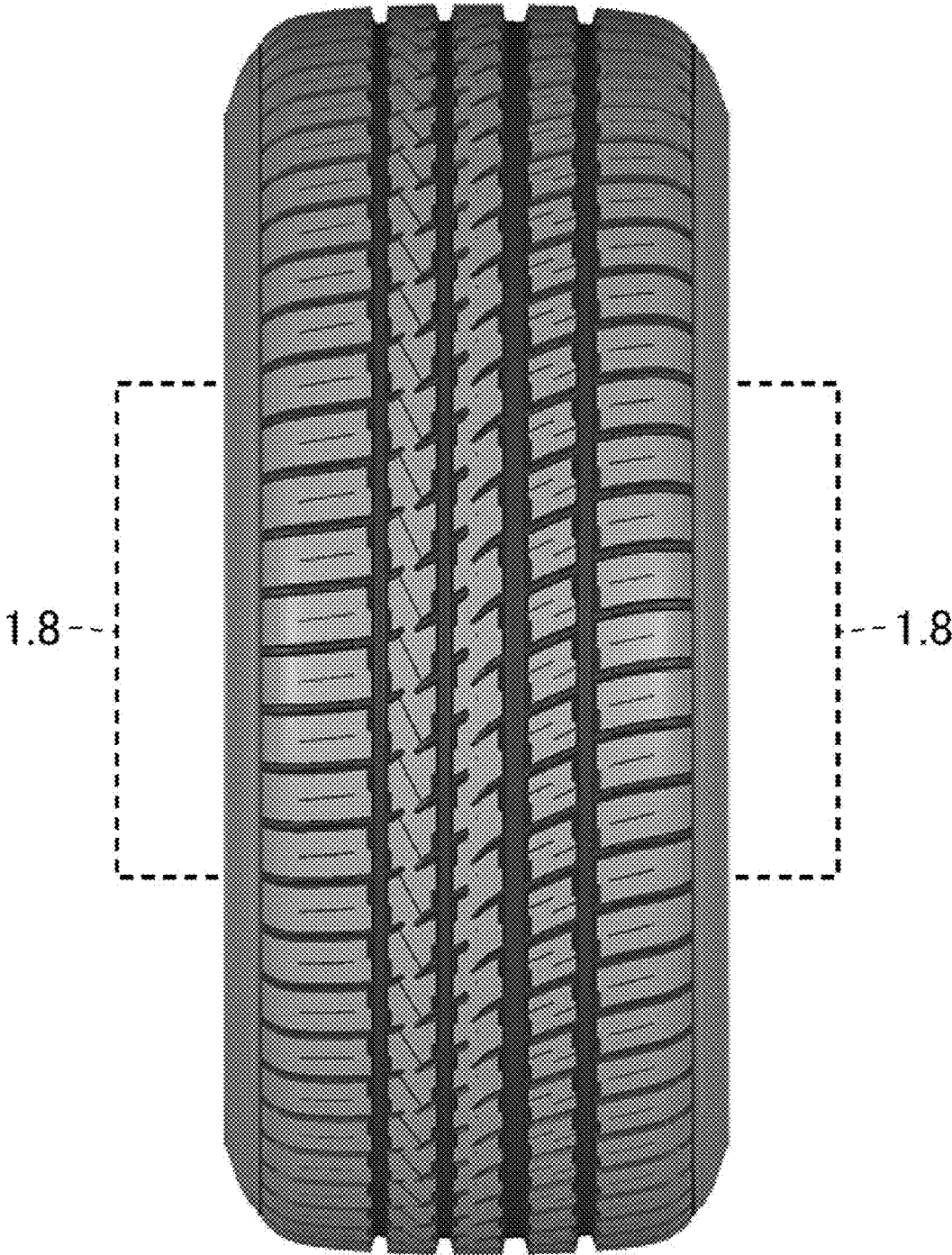
1.7 is a perspective view thereof; and,

1.8 is an enlarged partial front elevation view thereof, wherein the enlargement area is indicated by the broken line bracket marked **1.8** in **1.1**.


The ghosted or low contrasted showing of portions of the tire for automobile do not form part of the claimed design.

1 Claim, 8 Drawing Sheets







1.1




1.2




1.3



1.4



1.5



1.6



1.7

