



US00D622083S

(12) **United States Design Patent**
Linder

(10) **Patent No.:** **US D622,083 S**

(45) **Date of Patent:** **** Aug. 24, 2010**

(54) **MERCHANDISE RACK DISPLAY SYSTEM**

D420,532 S * 2/2000 Avery D6/468
D444,006 S * 6/2001 Lucht D6/470

(76) Inventor: **Nathan Linder**, 100 N. Citrus St., #610,
West Covina, CA (US) 91791

* cited by examiner

(**) Term: **14 Years**

Primary Examiner—Caron Veynar
Assistant Examiner—Abraham Bahta
(74) *Attorney, Agent, or Firm*—Stetina Brunda Garred &
Brucker

(21) Appl. No.: **29/342,316**

(22) Filed: **Aug. 21, 2009**

(57) **CLAIM**

(51) **LOC (9) Cl.** **06-04**

I claim the ornamental design for a merchandise rack display system, as shown and described.

(52) **U.S. Cl.** **D6/454**

(58) **Field of Classification Search** **D6/396,**

D6/410–411, 414–415, 432, 449, 455, 457,
D6/466–467, 470–471, 473–479, 509–511;
211/42, 50, 85.2, 85.3, 85.26, 87.01, 53,
211/133.1, 134, 191; 312/114, 117, 118,
312/352; 108/161; 248/127, 146

See application file for complete search history.

DESCRIPTION

FIG. 1 is an elevated perspective view of a merchandise rack display system showing my new design;

FIG. 2 is a frontal view thereof;

FIG. 3 is a right side view thereof;

FIG. 4 is a left side view thereof;

FIG. 5 is a rear side view thereof;

FIG. 6 is a top view thereof;

FIG. 7 is a bottom view thereof; and,

FIG. 8 is a top view thereof showing first and second rotatably mountable rack portions swung inwardly.

(56) **References Cited**

U.S. PATENT DOCUMENTS

D239,993 S * 5/1976 Leath D6/463
4,063,518 A * 12/1977 Bustos 108/6
4,234,869 A * 11/1980 Sandelman 340/825.49
D328,825 S * 8/1992 Allen D6/478
D355,796 S * 2/1995 Bustos et al. D6/470
5,437,379 A * 8/1995 Wolf et al. 211/169

1 Claim, 4 Drawing Sheets

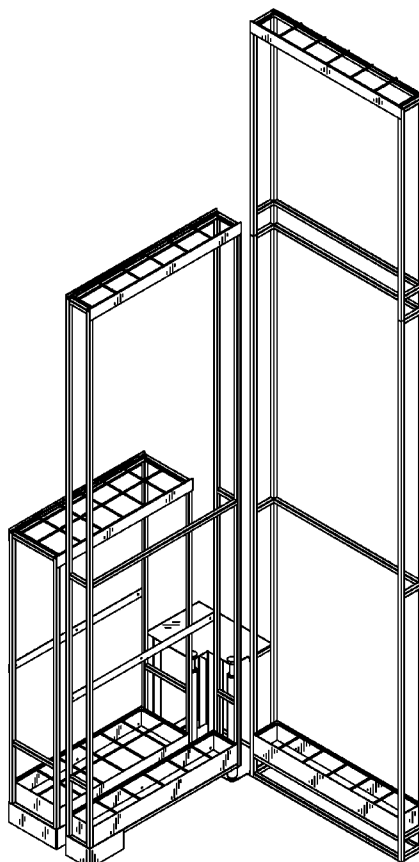
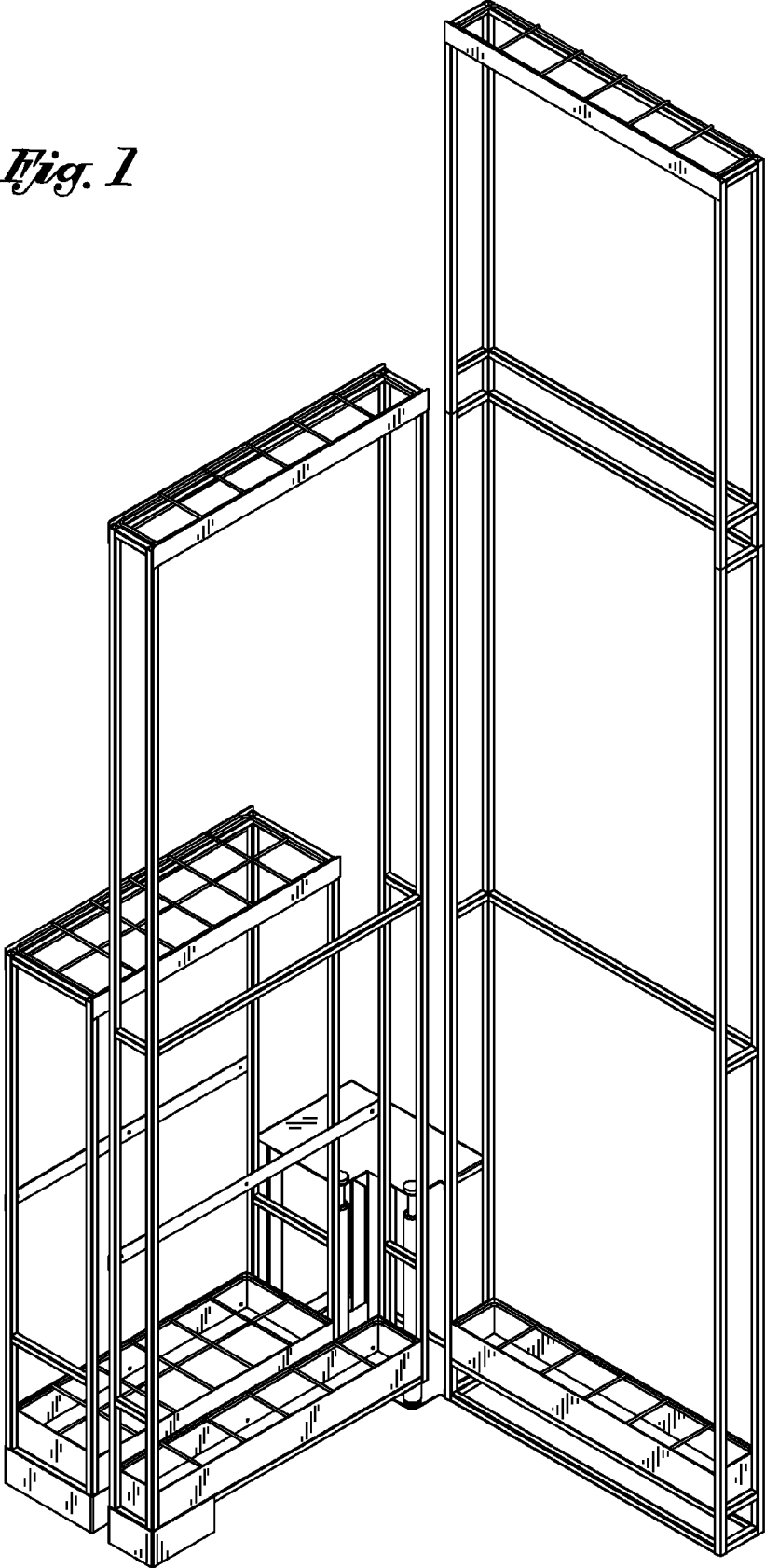

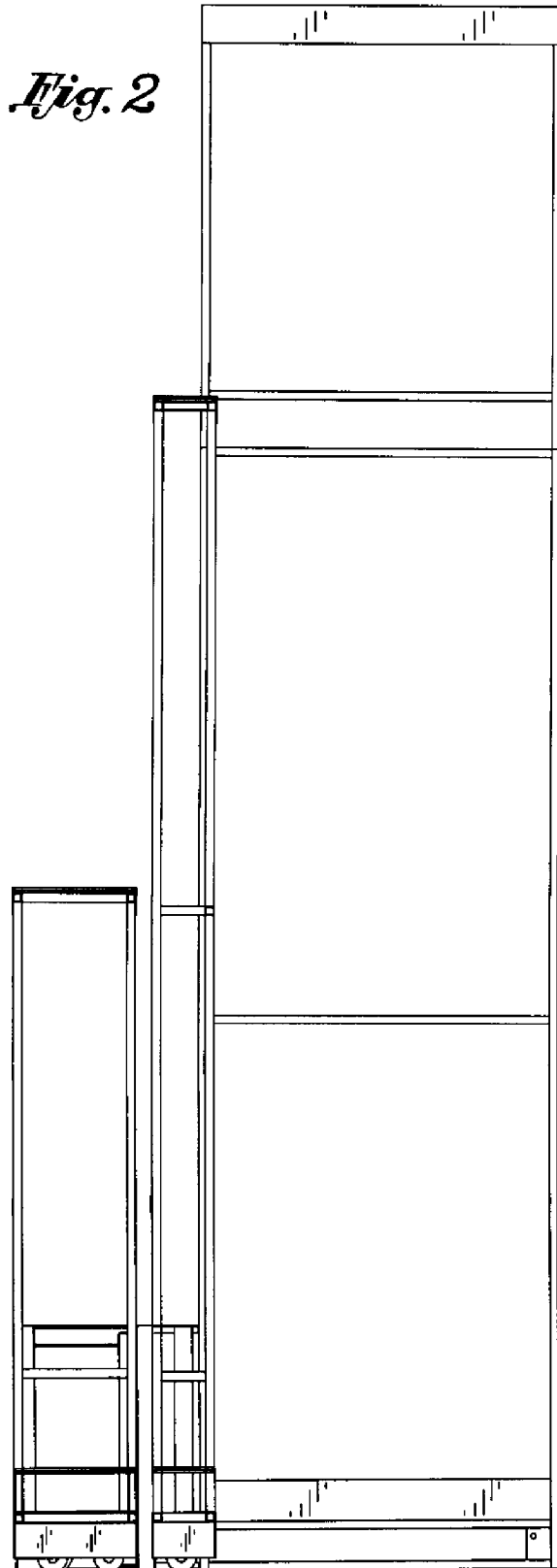
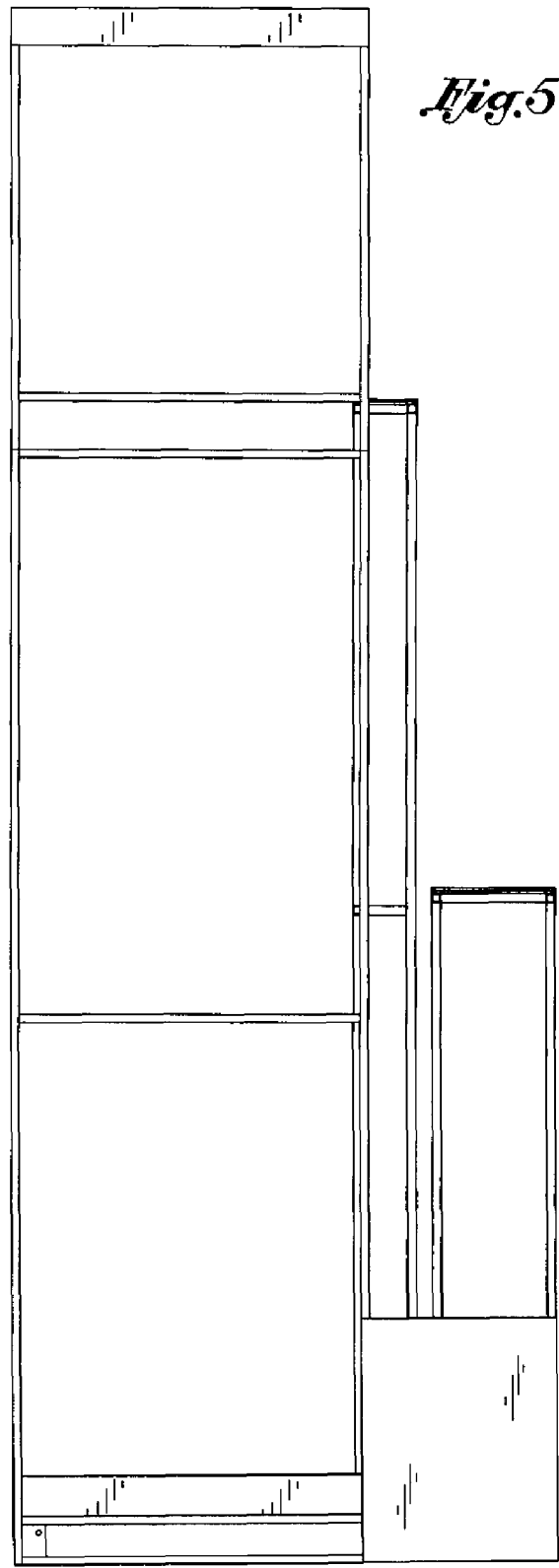



Fig. 1







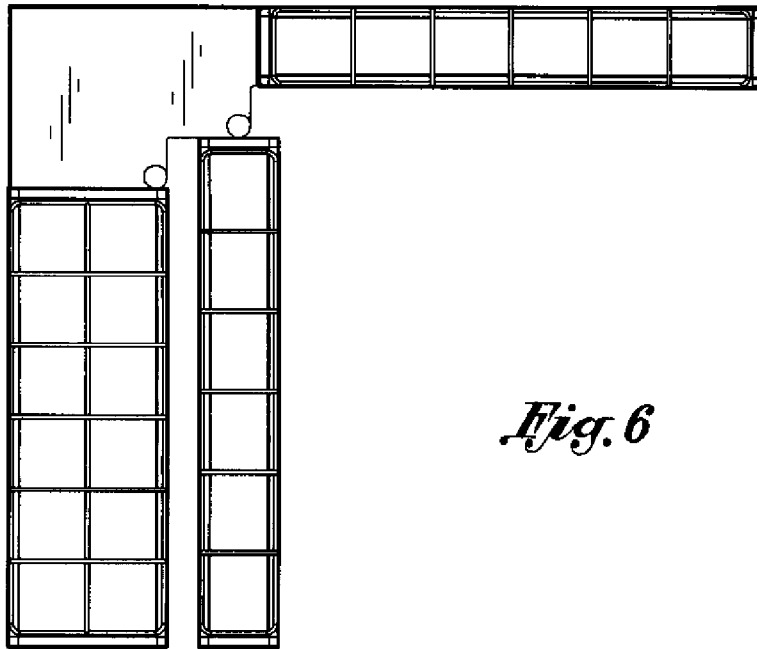


Fig. 6




Fig. 7

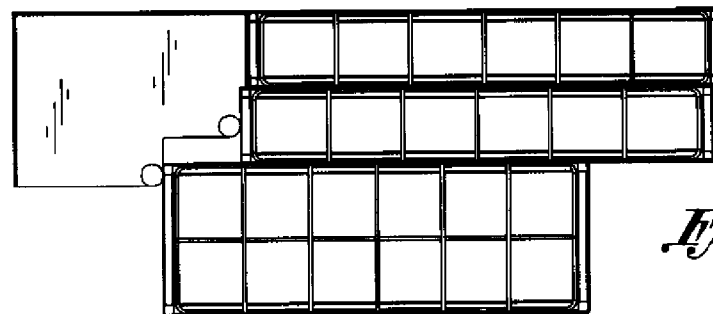


Fig. 8