

(12) **United States Patent**
Kim et al.

(10) **Patent No.:** **US 10,993,493 B2**
(45) **Date of Patent:** **May 4, 2021**

- (54) **HAIR EXTENSION APPARATUS**
- (71) Applicant: **SHAKE-N-GO FASHION, INC.**, Port Washington, NY (US)
- (72) Inventors: **James K. Kim**, Manhasset, NY (US);
Susan Kim, Manhasset, NY (US);
Jason Kim, Manhasset, NY (US)
- (73) Assignee: **SHAKE-N-GO FASHION, INC.**, Port Washington, NY (US)
- (*) Notice: Subject to any disclaimer, the term of this patent is extended or adjusted under 35 U.S.C. 154(b) by 0 days.

5/0013; A41G 5/0033; A41G 3/0066;
A41G 3/0083; A41G 3/0016; A41G
3/0041; A41G 3/00; A41G 5/00
USPC 132/53, 201, 105; 2/171-200.3
See application file for complete search history.

(56) **References Cited**

U.S. PATENT DOCUMENTS

3,910,292 A	10/1975	Izzo	
5,647,384 A	7/1997	Haber et al.	
5,899,211 A *	5/1999	Brown	A45D 8/34
			132/201
6,263,884 B1 *	7/2001	Minnelli	A45D 8/34
			132/201
7,735,495 B2 *	6/2010	Lane	A45D 8/00
			132/53

(Continued)

FOREIGN PATENT DOCUMENTS

DE	2117648 A1 *	10/1971	A41G 5/0026
KR	2008-0006464 U	12/2008		

(Continued)

Primary Examiner — Nicholas D Lucchesi
(74) *Attorney, Agent, or Firm* — Cowan, Liebowitz & Latman, P.C.; Mark Montague; Brian R. Volk

(57) **ABSTRACT**

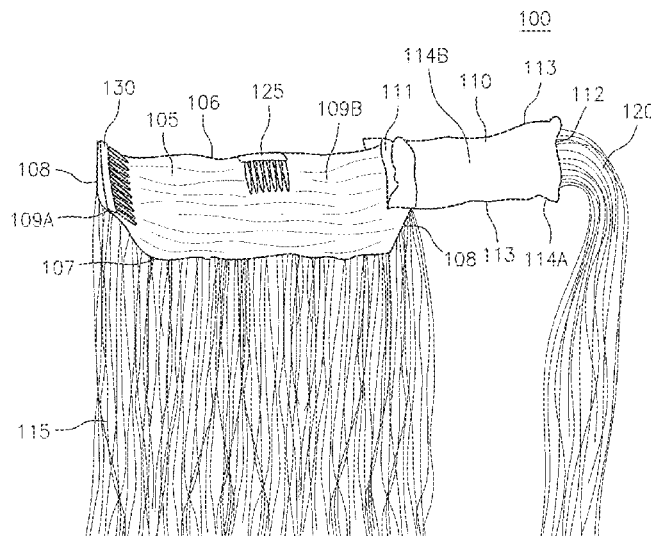
A hair extension apparatus, comprising: a first base member comprising a first front edge, a first rear edge, a first side edge, a first top surface and a first bottom surface; a second base member comprising a second front edge, a second rear edge, a second side edge, a second top surface and a second bottom surface, wherein the second base member is coupled to the first base member; a first artificial hair section comprising artificial hair, wherein the first artificial hair section is coupled to the first top surface of the first base member; and a second artificial hair section comprising artificial hair, wherein the second artificial hair section is coupled to the second top surface of the second base member.

29 Claims, 16 Drawing Sheets

- (21) Appl. No.: **16/692,479**
- (22) Filed: **Nov. 22, 2019**
- (65) **Prior Publication Data**
US 2020/0146381 A1 May 14, 2020

Related U.S. Application Data

- (63) Continuation of application No. PCT/US2019/061234, filed on Nov. 13, 2019.
- (60) Provisional application No. 62/760,289, filed on Nov. 13, 2018, provisional application No. 62/857,945, filed on Jun. 6, 2019, provisional application No. 62/890,330, filed on Aug. 22, 2019, provisional application No. 62/912,176, filed on Oct. 8, 2019.
- (51) **Int. Cl.**
A41G 5/00 (2006.01)
- (52) **U.S. Cl.**
CPC **A41G 5/0046** (2013.01); **A41G 5/0073** (2013.01)
- (58) **Field of Classification Search**
CPC A41G 5/0046; A41G 5/0073; A41G 5/004;
A41G 5/0026; A41G 5/0006; A41G



(56)

References Cited

U.S. PATENT DOCUMENTS

8,584,682 B1* 11/2013 Naylor A41G 5/0093
132/54
9,138,024 B1 9/2015 Solomon
10,327,493 B2 6/2019 Robertson et al.
2007/0272263 A1 11/2007 Gold
2008/0047572 A1* 2/2008 Park A41G 3/00
132/53
2008/0178902 A1* 7/2008 Moeszinger A45D 8/36
132/273
2008/0257369 A1* 10/2008 Poole A41G 5/004
132/53
2008/0264435 A1* 10/2008 Kugel A41G 3/00
132/56
2009/0188512 A1* 7/2009 Eaton A41G 5/0073
132/54
2009/0235945 A1* 9/2009 Eaton A45D 8/00
132/105
2010/0065078 A1* 3/2010 Reece A41G 5/006
132/54
2011/0180091 A1 7/2011 Wilson
2013/0247930 A1* 9/2013 Norman A41G 5/0073
132/201
2015/0013710 A1* 1/2015 Buzaglo A41G 5/0093
132/201

2015/0040935 A1* 2/2015 Sumpter A41G 5/0073
132/201
2015/0189936 A1* 7/2015 Murphy A41G 5/0046
132/201
2015/0223538 A1* 8/2015 Yanniello A41G 5/0026
132/53
2015/0257469 A1* 9/2015 Curbeon A41G 5/0053
132/54
2015/0327611 A1* 11/2015 Kleinman A41G 5/0073
132/201
2016/0143381 A1* 5/2016 Helmers A41G 5/0073
132/53
2016/0278497 A1* 9/2016 Sonstegard A45D 8/34
2018/0035738 A1* 2/2018 Hayes A41G 5/0046
2018/0103740 A1* 4/2018 Kennedy A45D 8/36
2019/0059487 A1 2/2019 Kim et al.

FOREIGN PATENT DOCUMENTS

KR 2013-0001419 A 1/2013
KR 2016-0017825 A 2/2016
KR 10-1821386 B1 1/2018
KR 1821386 B1 * 1/2018 A41G 3/0016
KR 1834312 B1 * 3/2018 A41G 5/0026

* cited by examiner




FIG. 1

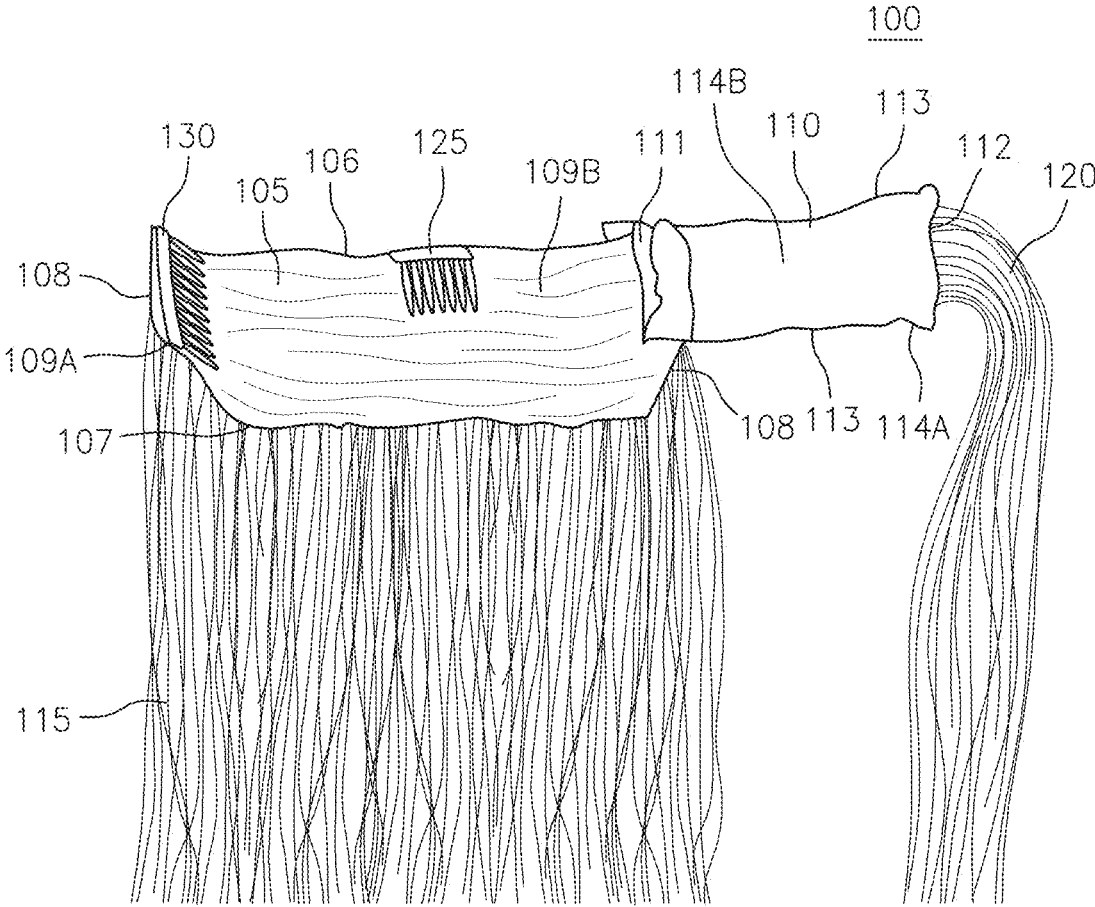


FIG. 2

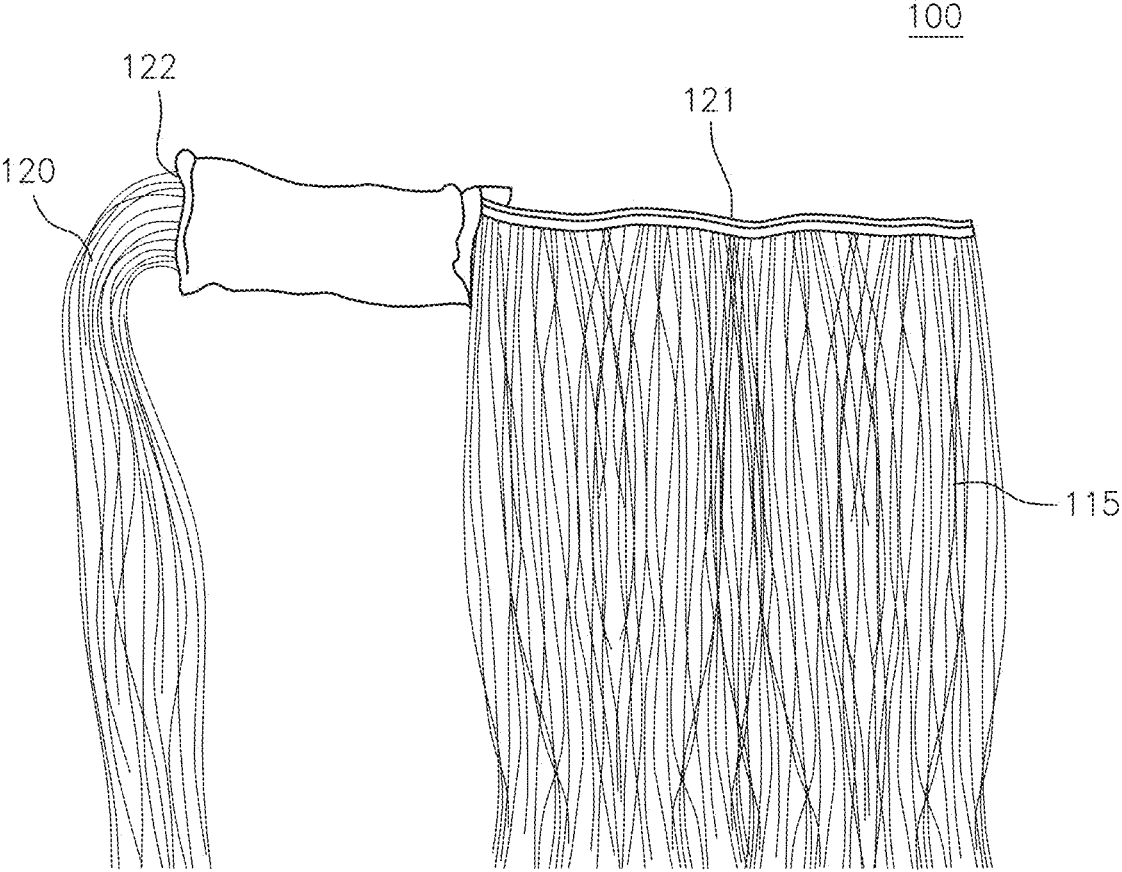


FIG. 3

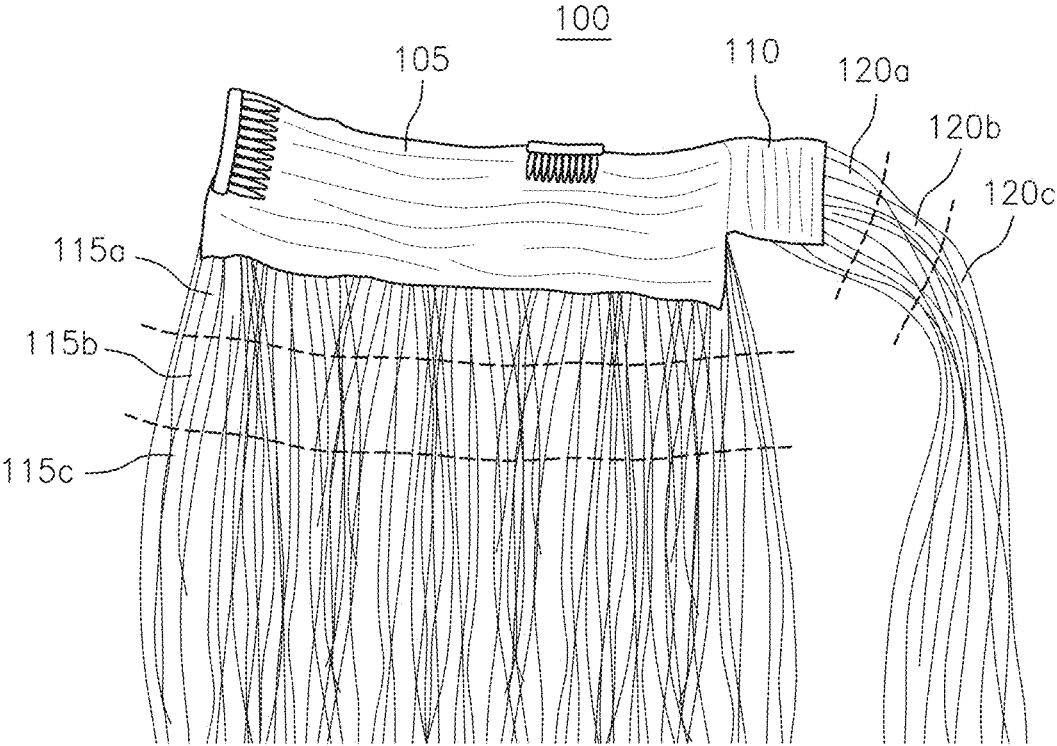


FIG. 4

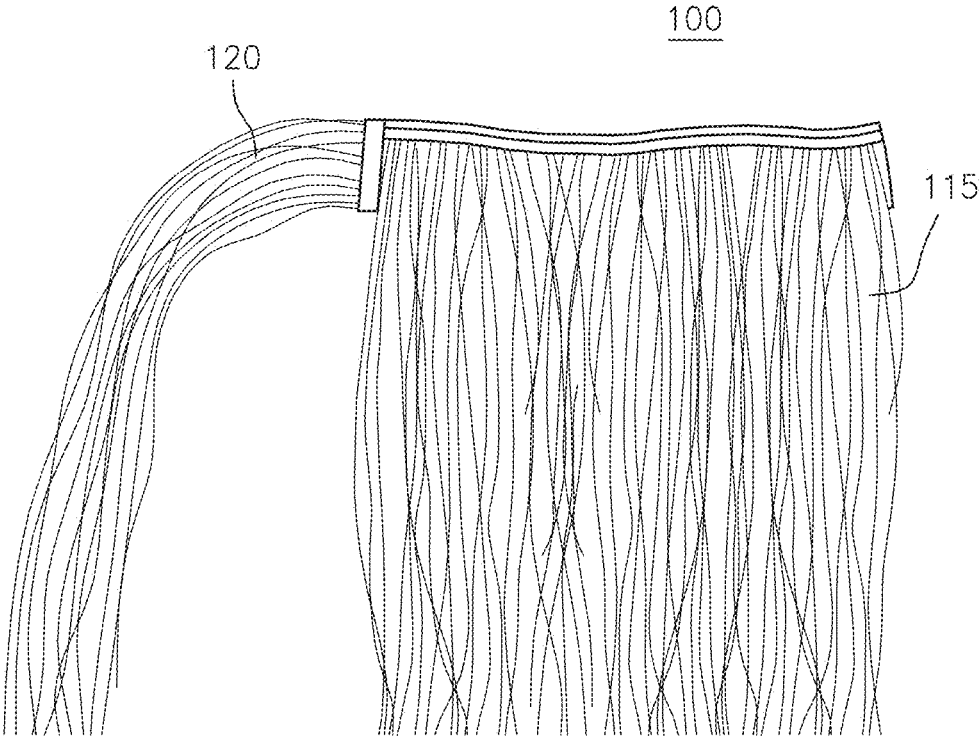


FIG. 5

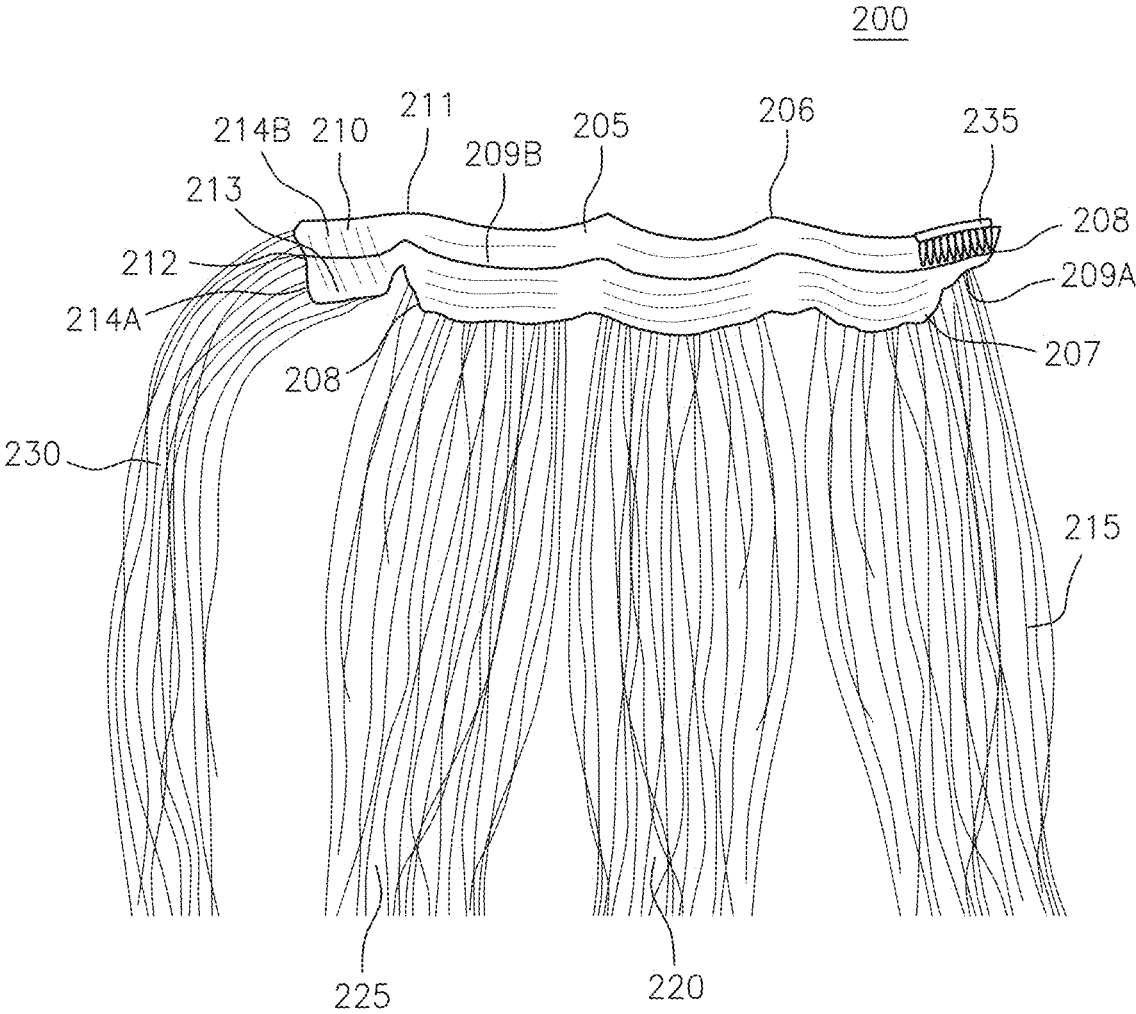


FIG. 6

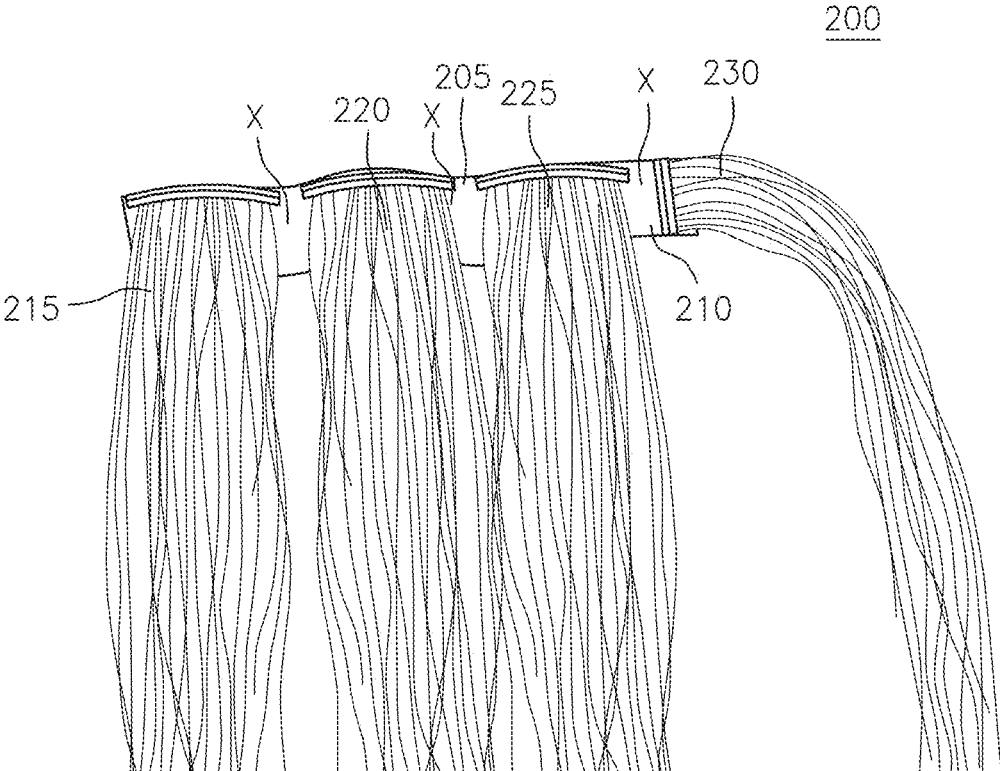


FIG. 7

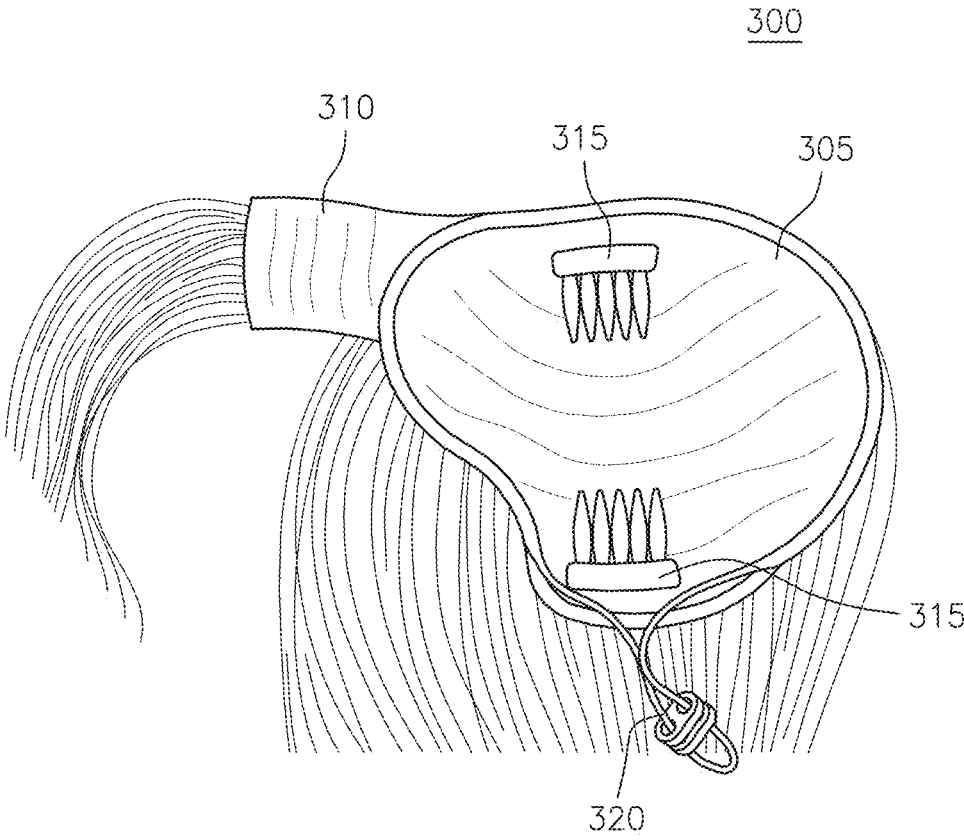


FIG. 8



FIG. 9

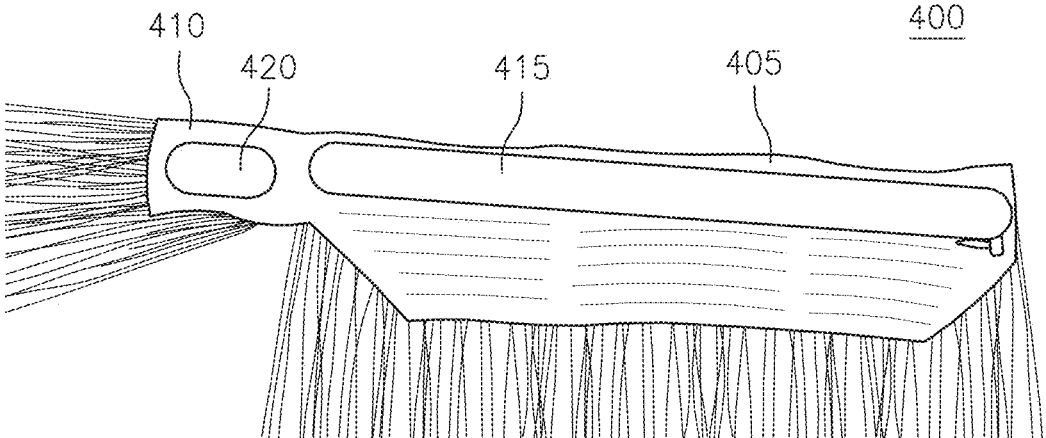


FIG. 10

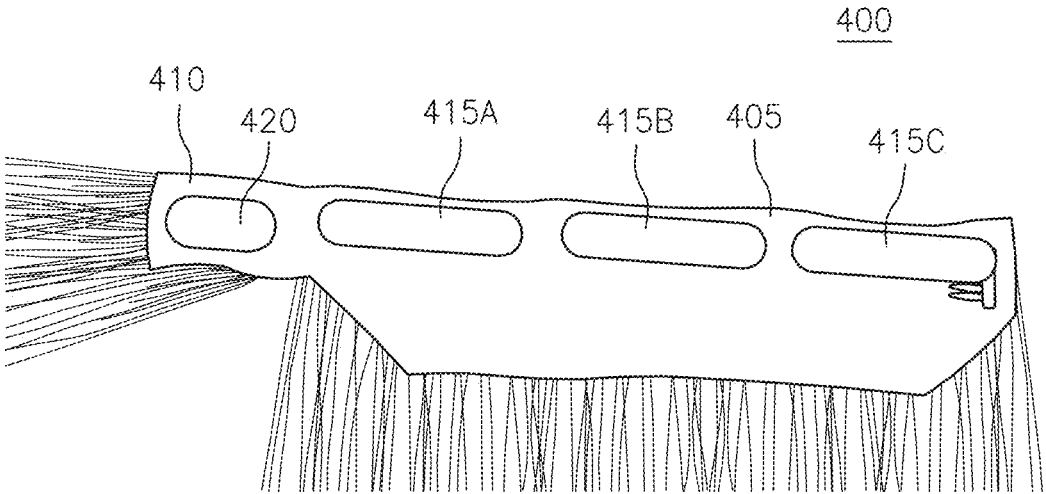


FIG. 11

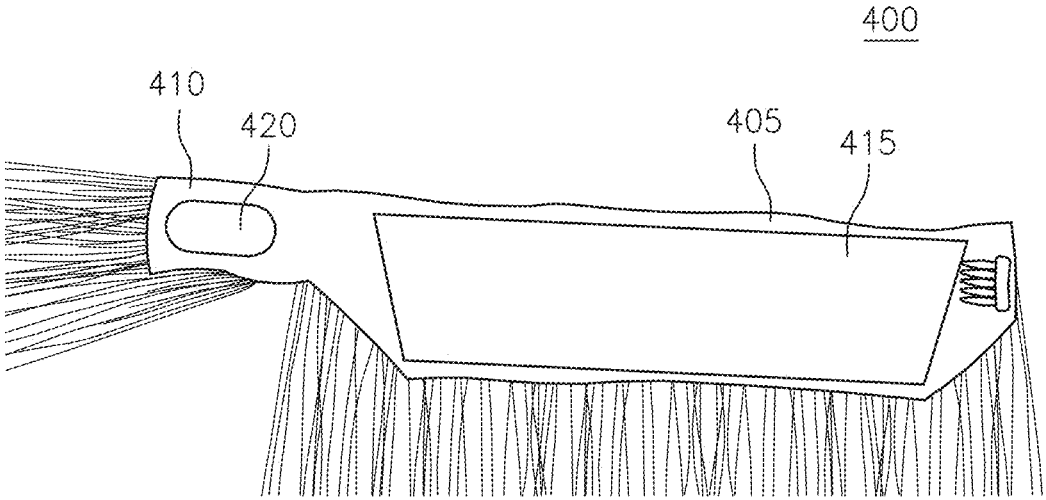


FIG. 12

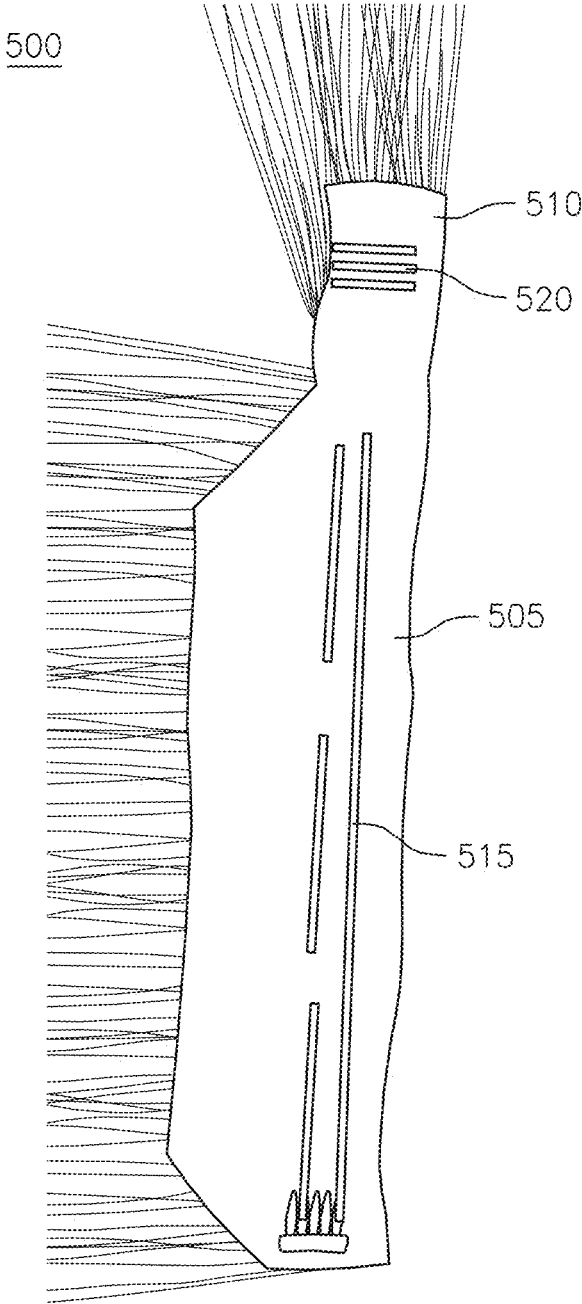


FIG. 13

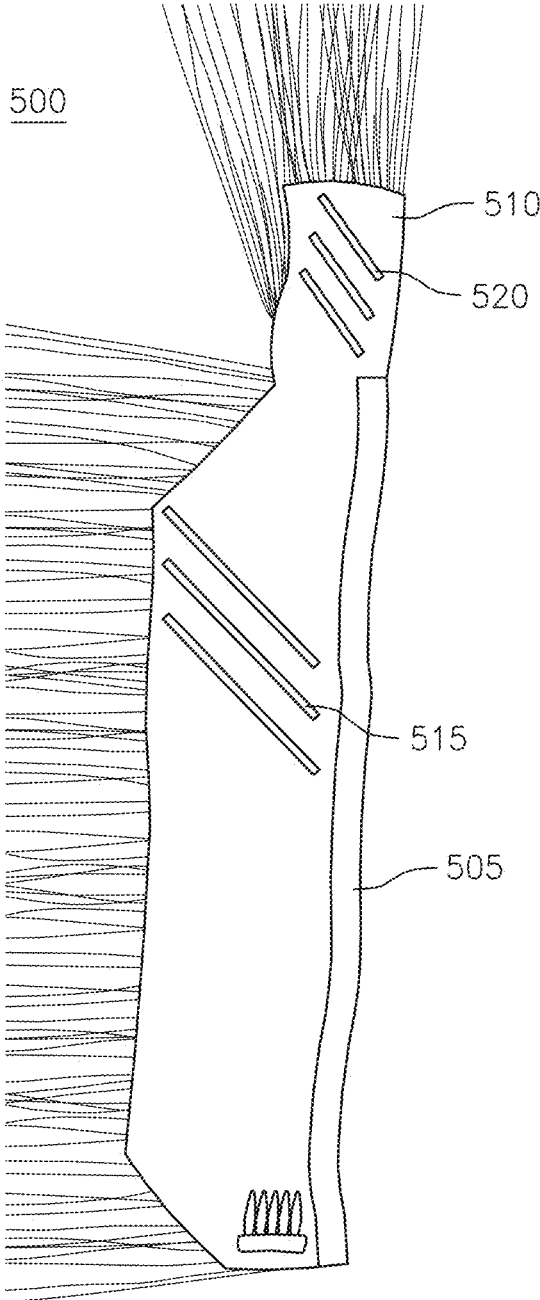


FIG. 14




FIG. 15

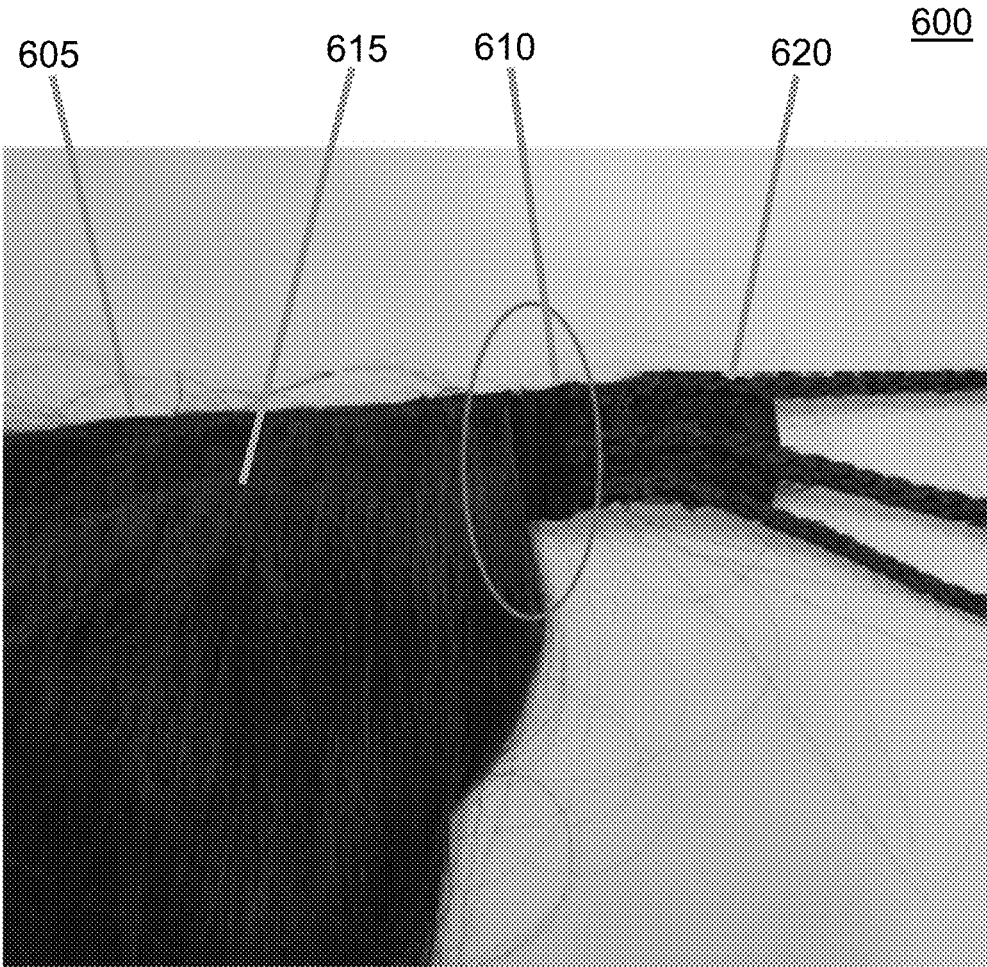


FIG. 16

HAIR EXTENSION APPARATUS**CROSS-REFERENCE TO RELATED APPLICATIONS**

This application is a continuation application of PCT/US2019/061234, filed on Nov. 13, 2019, which claims priority to U.S. Provisional Application No. 62/760,289, filed on Nov. 13, 2018, U.S. Provisional Application No. 62/857,945, filed on Jun. 6, 2019, U.S. Provisional Application No. 62/890,330, filed on Aug. 22, 2019, and U.S. Provisional Application No. 62/912,176, filed on Oct. 8, 2019. The entire content of each of the above patent applications is incorporated herein by reference.

BACKGROUND OF THE INVENTION**Field of the Invention**

The present invention relates generally to hair extensions, and more particularly, to a hair extension apparatus that is coupled to a user's natural hair.

Description of the Related Art

Hair extensions and wigs are used by people to enhance their appearance. Wigs generally include multiple strands of hair attached to a cap to form a unit that can be secured to an user's scalp. Hair weaves and hair extensions are also used by people to either conceal or supplement their natural hair. In some cases, people use wigs when they are experiencing baldness or thinning of their natural hair. For those experiencing baldness or thinning of natural hair, use of wigs provides an alternative to use of potentially dangerous hair growth drugs or chemicals, or uncomfortable hair plugs. In other cases, people use wigs for temporary purposes when they are undergoing medical treatments that result in loss of their hair, such as chemotherapy.

Hair extensions and wigs are also used to provide a user with an alternative hair color in order to improve their appearance. Furthermore, hair extensions and wigs can be used by people to present an alternative texture to their own hair, such as changing their hair from straight to curly. Just as many people enjoy accessorizing their wardrobe, people who wear hair extensions and wigs enjoy changing and enhancing their appearance.

SUMMARY OF THE INVENTION

Embodiments of the invention described herein provide a hair extension apparatus. The hair extension apparatus includes: a first base member comprising a first front edge, a first rear edge, a first side edge, a first top surface and a first bottom surface; a second base member comprising a second front edge, a second rear edge, a second side edge, a second top surface and a second bottom surface, wherein the second base member is coupled to the first base member; a first artificial hair section comprising artificial hair, wherein the first artificial hair section is coupled to the first top surface of the first base member; and a second artificial hair section comprising artificial hair, wherein the second artificial hair section is coupled to the second top surface of the second base member.

According to further embodiments: the first artificial hair section comprises individual strands of artificial hair coupled to a first filament section, and wherein the first filament section is coupled to the first base member; the first

filament section is coupled to the top surface of the first base member in multiple rows; the first filament section is coupled to the first base member in one of a parallel, perpendicular and diagonal orientation with respect to the first front edge and the second filament section is coupled to the second base member in one of a parallel, perpendicular and diagonal orientation with respect to the second front edge; the second artificial hair section comprises individual strands of artificial hair coupled to a second filament section, and wherein the second filament is coupled to the second base member; the second filament is coupled to the top surface of the second base member in multiple rows; the first filament section is coupled to the first base member with respect to the first front edge in an orientation different from an orientation in which the second filament section is coupled to the second base member with respect to the second front edge; a portion of the top surface of the second base member is free of artificial hair; the artificial hair of the first artificial hair section extends in a direction perpendicular to a direction in which the artificial hair of the second artificial hair section extends; the first top surface comprises a greater surface area than the second top surface; the first front edge is substantially perpendicular to the second front edge; the first rear edge is substantially perpendicular to the second rear edge; the artificial hair of the first artificial hair section extends at least partially beyond the first rear edge; the artificial hair of the second artificial hair section extends at least partially beyond the second rear edge; the first base member is configured to wrap around a user's natural hair, with the bottom surface of the first base member being in contact with the user's natural hair, and wherein the second base member is configured to wrap around the first base member, with the bottom surface of the second base member being in contact with the first artificial hair section.

Additional embodiments of the invention described herein provide a hair extension apparatus. The hair extension apparatus includes: a first base member comprising a first front edge, a first rear edge, a first side edge, a first top surface and a first bottom surface; a second base member comprising a second front edge, a second rear edge, a second side edge, a second top surface and a second bottom surface, wherein the second base member is coupled to the first base member; a first artificial hair section comprising artificial hair, wherein the first artificial hair section is coupled to the first top surface of the first base member; a second artificial hair section comprising artificial hair, wherein the second artificial hair section is coupled to the first top surface of the first base member; a third artificial hair section comprising artificial hair, wherein the third artificial hair section is coupled to the first top surface of the first base member; and a fourth artificial hair section comprising artificial hair, wherein the fourth artificial hair section is coupled to the second top surface of the second base member.

According to further embodiments: the first base member comprises a space between at least one of the first artificial hair section, the second artificial hair section, and the third artificial hair section; the space between at least one of the first artificial hair section, the second artificial hair section, and the third artificial hair section is constructed of an elastic material; the space between at least one of the first artificial hair section, the second artificial hair section, and the third artificial hair section is free of artificial hair coupled to the first top surface; the first base member comprises a space between the third artificial hair section and the fourth artificial hair section; the first top surface comprises a greater surface area than the second top surface; the first front edge is substantially perpendicular to the second front

edge, and wherein the first rear edge is substantially perpendicular to the second rear edge; the artificial hair of the first artificial hair section, the artificial hair of the second artificial hair section, and the artificial hair of the third artificial hair section extends at least partially beyond the first rear edge, and wherein the artificial hair of the fourth artificial hair section extends at least partially beyond the second rear edge

Further embodiments of the invention described herein provide a hair extension apparatus. The hair extension apparatus includes: a first base member comprising a first front edge, a first rear edge, a first side edge, a first top surface and a first bottom surface; a second base member comprising a second front edge, a second rear edge, a second side edge, a second top surface and a second bottom surface, wherein the second base member is coupled to the first base member; a first artificial hair section comprising artificial hair, wherein the first artificial hair section is coupled to the first top surface of the first base member; a second artificial hair section comprising artificial hair, wherein the second artificial hair section is coupled to the second top surface of the second base member; a first rubber strip member coupled to the first bottom surface of the first base member; and a second rubber strip member coupled to the second bottom surface of the second base member.

According to further embodiments: the first base member is configured to wrap around a user's natural hair with the first rubber strip member of the first base member being in contact with the user's natural hair, and wherein the second base member is configured to wrap around the first base member with the second rubber strip of the second base member being in contact with the first artificial hair section; the first rubber strip member extends across the width of the first base member up to substantially each of the first side edges of the first base member and less than the entire height of the first base member; the first rubber strip member extends across the first base member a distance less than the entire width; the second rubber strip member extends across the width of the second base member up to substantially each of the second side edges of the second base member and less than the height of the second base member; the second rubber strip member extends across the second base member a distance less than the entire width; the first front edge is substantially perpendicular to the second front edge, and wherein the first rear edge is substantially perpendicular to the second rear edge; the artificial hair of the first artificial hair section extends at least partially beyond the first rear edge, and wherein the artificial hair of the second artificial hair section extends at least partially beyond the second rear edge; the first rubber strip member is configured in a shape substantially corresponding to the shape of the first base member, and wherein the second rubber strip member is configured in a shape substantially corresponding to the shape of the second base member.

BRIEF DESCRIPTION OF THE DRAWINGS

The above and other aspects, features and advantages of certain embodiments will be more apparent from the following detailed description taken in conjunction with the accompanying drawings, in which:

FIG. 1 illustrates a rear perspective view of a hair extension apparatus worn by a user, according to an embodiment of the invention;

FIG. 2 illustrates a bottom view of the hair extension apparatus, disengaged from the user's hair and in an open configuration for purposes of illustration;

FIG. 3 illustrates a top view of the hair extension apparatus, also disengaged from the user's hair and in an open configuration;

FIG. 4 illustrates a bottom view of the hair extension apparatus, disengaged from the user's hair and in an open configuration, for purposes of illustration, according to an alternative embodiment;

FIG. 5 illustrates a top view of the hair extension apparatus, also disengaged from the user's hair and in an open configuration;

FIG. 6 illustrates a bottom view of a hair extension apparatus, disengaged from the user's hair and in an open configuration, for purposes of illustration, according to an alternative embodiment;

FIG. 7 illustrates a top view of the hair extension apparatus, also disengaged from the user's hair and in an open configuration;

FIGS. 8 and 9 illustrate a bottom view and a top view, respectively, of a hair extension apparatus, according to an alternative embodiment;

FIGS. 10-12 illustrate a bottom view of a hair extension apparatus including a rubber strip member, according to an alternative embodiment; and

FIGS. 13 and 14 illustrate alternative embodiments of a hair extension apparatus in which a first base member includes a first filament section and a second base member includes a second filament section.

FIGS. 15 and 16 illustrate an alternative embodiment of a hair extension apparatus in which artificial hair coupled to a second base member is braided.

DETAILED DESCRIPTION OF THE PRESENT INVENTION

The following detailed description of certain embodiments will be made in reference to the accompanying drawings. In the detailed description, explanation about related functions or constructions known in the art are omitted for the sake of clearness in understanding the concept of the invention, to avoid obscuring the invention with unnecessary detail.

The phrase "artificial hair," as used herein, refers to synthetic hair products as well as human hair or animal hair and combinations thereof. The artificial hair may be embodied in various traditional hair colors, such as black, brown, blonde, and red, as well as non-traditional hair colors, such as blue, green, and purple, and combinations thereof, including individual strands of hair having two or more colors.

The term "user," as used herein, refers to any purchaser of the wig configured according to any of the embodiments disclosed herein, including, but not limited to, individual members of the public, wholesale distributors, retail merchants, manufacturers, importers and exporters of the wig and related components of the wig.

Reference to individual embodiments, whether by number of embodiment or relevant feature of the embodiment, is used for convenience in describing such embodiments. Moreover, reference to individual embodiments does not indicate that any of such embodiments are preferred over any other embodiments. Furthermore, each individual embodiment may be combined with any other individual embodiment whether or not expressly stated.

Embodiments of the invention described herein provide a hair extension apparatus that is coupled to a user's natural hair. The hair extension apparatus includes various components configured to securely couple the hair extension appa-

ratus to the user's natural hair, while also providing a desirable and fashionable appearance.

FIG. 1 illustrates a rear perspective view of a hair extension apparatus 100 worn by a user, according to an embodiment of the invention. The hair extension apparatus 100 couples to the user's natural hair, as further described herein, providing the user with desirable and natural appearing long hair.

FIG. 2 illustrates a bottom view of the hair extension apparatus 100, disengaged from the user's hair and in an open configuration for purposes of illustration. FIG. 3 illustrates a top view of the hair extension apparatus 100, also disengaged from the user's hair and in an open configuration. The hair extension apparatus 100 includes a first base member 105, a second base member 110, a first artificial hair section 115, a second artificial hair section 120, a first fastener member 125, and a second fastener member 130.

The first base member 105 includes a first front edge 106, a first rear edge 107, a first side edge 108, a first top surface 109A and a first bottom surface 109B. The first base member 105 is constructed of a fine mesh. In certain embodiments, the first base member 105 is constructed of silk mesh, cotton mesh, nylon mesh or other suitable material and combinations thereof. The first artificial hair section 115 is coupled to the first top surface 109A of the first base member 105. It is noted that in certain embodiments, the first artificial hair section 115 can be constructed of various materials, including human hair, animal hair and synthetic hair, and combinations thereof. The first artificial hair section 115 can be curly, straight, or other suitable texture.

In certain embodiments, the first artificial hair section 115 includes individual strands of artificial hair coupled to a first filament section 121. The first filament section 121 is coupled to the first top surface 109A of the base member 105. The "filament" refers to a cylindrical strip of material, e.g., string, constructed of cotton, nylon, or other suitable material, and is coupled to the top surface 109A of the first base member 105 in multiple rows. In certain embodiments, the first filament section 121 is coupled to the first base member 105 in at least five rows, about five to fifteen rows, or about 10 rows, though the number of rows is not limited and can be adjusted according to individual needs and applications. The first filament section 121 may be coupled to the first base member 105 in multiple separate rows in which the first filament section 121 includes multiple separate sections of material. In certain embodiments, the first filament section 121 includes one section of material that is coupled to the first base member 105. In certain embodiments, the first filament section 121 includes one section of material that is coupled to the first base member 105 in a serpentine manner. In certain embodiments, there is sufficient artificial hair in the first artificial hair section 115 to cover the entire surface of the first base member 105.

The second base member 110 includes a second front edge 111, a second rear edge 112, a second side edge 113, a second top surface 114A and a second bottom surface 114B. The second base member 110 is constructed of a fine mesh. In certain embodiments, the second base member 110 is constructed of silk mesh, cotton mesh, nylon mesh or other suitable material and combinations thereof. In certain embodiments, the second base member 110 is constructed of an elastic material such as, for example, stocking material. In certain embodiments, the first base member 105 and the second base member 110 are constructed of the same material. In certain embodiments, the first base member 105 and the second base member 110 are constructed of different types of materials. The second artificial hair section 120 is

coupled to the second top surface 114A of the second base member 110. It is noted that in certain embodiments, the second artificial hair section 120 can be constructed of various materials, including human hair, animal hair and synthetic hair, and combinations thereof. The second artificial hair section 120 can be curly, straight, or other suitable texture.

In certain embodiments, the first top surface 109A has a greater surface area than the second top surface 114A. In other words, the first top surface 109A is larger in size than the second top surface 114A.

In certain embodiments, the first front edge 106 is substantially perpendicular to the second front edge 111. That is, as illustrated in FIG. 2, the first front edge 106 is substantially a straight line and the second front edge 111 is substantially a straight line. Thus, the straight line formed by the first front edge 106 is substantially perpendicular to the straight line formed by the second front edge 111. It is noted that, in certain embodiments, the first front edge 106 and the second front edge 111 may be embodied as a curved line or a line with one or more angles.

In certain embodiments, the first rear edge 107 is substantially perpendicular to the second rear edge 112. That is, as illustrated in FIG. 2, the first rear edge 107 is substantially a straight line and the second rear edge 112 is substantially a straight line. Thus, the straight line formed by the first rear edge 107 is substantially perpendicular to the straight line formed by the second rear edge 112. It is noted that, in certain embodiments, the first rear edge 107 and the second rear edge 112 may be embodied as a curved line or a line with one or more angles.

It is noted that where the first front edge 106 is substantially perpendicular to the second front edge 111, the first rear edge 107 may also be substantially perpendicular to the second rear edge 112, though it is not required. In certain embodiments, the first front edge 106 is substantially perpendicular to the second front edge 111 and the first rear edge 107 is not substantially perpendicular to the second rear edge 112. In certain embodiments, the first front edge 106 is not substantially perpendicular to the second front edge 111 and the first rear edge 107 is substantially perpendicular to the second rear edge 112.

In certain embodiments, the artificial hair of the first artificial hair section 115 extends at least partially beyond the first rear edge 107. That is, the artificial hair of the first artificial hair section 115 is of a sufficient length to extend at least partially beyond the first rear edge 107. In certain embodiments, the artificial hair of the second artificial hair section 120 extends at least partially beyond the second rear edge 112. That is, the artificial hair of the second artificial hair section 120 is of a sufficient length to extend at least partially beyond the second rear edge 112.

In certain embodiments, the second base member 110 is coupled to the left side of the first base member 105 or the right side of the first base member 105.

In certain embodiments, the second base member 110 is coupled to both the left side and the right side of the first base member 105. When the second base member 110 is coupled to both the left side and the right side of the first base member 105, one of the second base members is coupled the first base member 105 off-set to the other second base member. That is, one of the second base members is coupled to the first base member 105 closer to the first front edge 106 and the other second base member is coupled to the first base member 105 closer to the first rear edge 107. In this configuration, the two second base members do not overlap when they are wrapped around the first base member 105.

In certain embodiments, the second artificial hair section **120** includes individual strands of artificial hair coupled to a second filament section **122**. The second filament section **122** is coupled to the second base member **110**. The “filament” refers to a cylindrical strip of material, e.g., string, constructed of cotton, nylon, or other suitable material, coupled to the top surface **114A** of the second base member **110** in multiple rows. In certain embodiments, the second filament section **122** is coupled to the second base member **110** in at least one row, about two to ten rows, or about five rows, though the number of rows is not limited and can be adjusted according to individual needs and applications. The second filament section **122** may be coupled to the second base member **110** in multiple separate rows in which the second filament section **122** includes multiple separate sections of material. In certain embodiments, the second filament section **122** includes one section of material that is coupled to the second base member **110** in a serpentine manner.

In certain embodiments, there is sufficient artificial hair in the second artificial hair section **120** to cover the entire surface of the second base member **110**. In certain embodiments, there is insufficient artificial hair in the second artificial hair section **120** to cover the entire surface of the second base member **110**. In other words, the artificial hair of the second artificial hair section **120** partially covers the surface of the second base member **110**, with a portion of the surface of the second base member **110** being free of artificial hair.

The second base member **110** is coupled to the first base member **105**. In certain embodiments, the second base member **110** is sewn, glued, or otherwise attached in a non-removable manner to the first base member **105**. The top surface of the second base member **110** contacts the bottom surface of the first base member **105** at the location where second base member **110** is coupled to the first base member **105**. The top surface of the second base member **110** refers to the surface upon which the second artificial hair section **120** is coupled. The top surface of the first base member **105** refers to the surface upon which the first artificial hair section **115** is coupled.

In certain embodiments, when the hair extension apparatus **100** is in the open configuration, the second base member **110** is coupled to the first base member **105** in such a manner that artificial hair of the first artificial hair section **115** is disposed adjacent to the artificial hair of the second artificial hair section **120**. In other words, the artificial hair of the first artificial hair section **115** is coupled to the first base member **105**, and the artificial hair of the second artificial hair section **120** is coupled to the second base member **110**, in such a manner that the artificial hair of the first artificial hair section **115** extends in a direction perpendicular to a direction in which the artificial hair of the second artificial hair section **120** extends.

The first fastener member **125** and the second fastener member **130** are coupled to the bottom surface of the first base member **105**. The first fastener member **125** is coupled to the first front edge **106**. The second fastener member **130** is coupled to the first side edge **108** on the side opposite to the second base member **110**. In certain embodiments, the first fastener member **125** and the second fastener member **130** are combs, clips, pins, or other suitable device configured to secure the hair extension apparatus **100** to the user's natural hair. In certain embodiments, the first fastener member **125** and the second fastener member **130** are combs that

include tines. The tines of the first fastener member **125** are disposed adjacent to the tines of the second fastener member **130**.

In FIG. 2, the first fastener member **125** and the second fastener member **130** are illustrated as being parallel to the edge of the first base member **105**. In certain embodiments, the first fastener member **125** and the second fastener member **130** are coupled to the first base member **105** perpendicular to the edge thereof. In certain embodiments, the first fastener member **125** and the second fastener member **130** are coupled to the first base member **105** at an angle greater than or less than perpendicular to the edge thereof.

The hair extension apparatus **100** is used by a user by first wrapping the first base member **105** around their natural hair, with the bottom surface of the first base member **105** being in contact with the user's natural hair. The user's natural hair can be styled in, for example, a bun or a pony tail. When the first base member **105** is fully wrapped around the user's natural hair, the second base member **110** is wrapped around the first base member **105**, with the bottom surface of the second base member **110** being in contact with the first base member **105** and/or the first artificial hair section **115**. The second artificial hair section **120** is then wrapped around the second base member **110**. In this manner, the user is able to couple the hair extension apparatus to their natural hair and obtain the style illustrated in FIG. 1.

In other words, in certain embodiments, the first base member **105** is configured to wrap around a user's natural hair, with the bottom surface **109B** of the first base member **105** being in contact with the user's natural hair. In certain embodiments, the second base member **110** is configured to wrap around the first base member **105**, with the bottom surface **114B** of the second base member **110** being in contact with the first artificial hair section **115**.

FIG. 4 illustrates a bottom view of the hair extension apparatus **100**, disengaged from the user's hair and in an open configuration, for purposes of illustration, in an alternative embodiment of the artificial hair of the first artificial hair section **115** and the artificial hair of the second artificial hair section **120**. FIG. 5 illustrates a top view of the hair extension apparatus **100**, also disengaged from the user's hair and in an open configuration.

In the embodiment illustrated in FIGS. 4 and 5, the first artificial hair section **115** includes a first color section **115a**, a second color section **115b**, and a third color section **115c**. The first color section **115a** is the portion of the first artificial hair section **115** that is coupled to the first base member **105**. In certain embodiments, the first color section **115a**, the second color section **115b**, and the third color section **115c** are different colors of artificial hair. In the embodiment illustrated in FIGS. 4 and 5, the second color section **115b** is a blend of the colors of the first color section **115a** and the third color section **115c** in which the color of the first color section **115a** gradually transitions to the color of the third color section **115c**.

The second artificial hair section **120** includes a fourth color section **120a**, a fifth color section **120b**, and a sixth color section **120c**. The fourth color section **120a** is the portion of the second artificial hair section **120** that is coupled to the second base member **110**. In certain embodiments, the fourth color section **120a**, the fifth color section **120b**, and the sixth color section **120c** are different colors of artificial hair. In the embodiment illustrated in FIGS. 4 and 5, the fifth color section **120b** is a blend of the colors of the fourth color section **120a** and the sixth color section **120c** in

which the color of the fourth color section **120a** gradually transitions to the color of the sixth color section **120c**.

In certain embodiments, each of the first color section **115a**, the second color section **115b**, the third color section **115c**, the fourth color section **120a**, the fifth color section **120b**, and the sixth color section **120c** are different colors of artificial hair. In certain embodiments, the first color section **115a** is the same color as the fourth color section **120a**, the second color section **115a** is the same color as the fifth color section **120b**, and the third color section **115c** is the same color as the sixth color section **120c**.

In certain embodiments, the first color section **115a** is substantially the same color as the fourth color section **120a**, the second color section **115b** is substantially the same color as the fifth color section **120b**, and the third color section **115c** is substantially the same color as the sixth color section **120c**.

FIG. 6 illustrates a bottom view of a hair extension apparatus **200**, disengaged from the user's hair and in an open configuration, for purposes of illustration, in an alternative embodiment. FIG. 7 illustrates a top view of the hair extension apparatus **200**, also disengaged from the user's hair and in an open configuration. The hair extension apparatus **200** includes a first base member **205**, a second base member **210**, a first artificial hair section **215**, a second artificial hair section **220**, a third artificial hair section **225**, a fourth artificial hair section **230**, and a fastener member **235**.

The first base member **205** includes a first front edge **206**, a first rear edge **207**, a first side edge **208**, a first top surface **209A** and a first bottom surface **209B**. The first base member **205** is constructed of an elastic material. In certain embodiments, the first base member **205** is constructed of stocking material, silk mesh, cotton mesh, nylon mesh or other suitable material and combinations thereof. The first artificial hair section **215**, the second artificial hair section **220** and the third artificial hair section **225** are coupled to first top surface **209A** of the first base member **205**. It is noted that in certain embodiments, the first artificial hair section **215**, the second artificial hair section **220** and the third artificial hair section **225** can be constructed of various materials, including human hair, animal hair and synthetic hair, and combinations thereof. The first artificial hair section **215**, the second artificial hair section **220** and the third artificial hair section **225** can be curly, straight, or other suitable texture.

In certain embodiments, the first artificial hair section **215**, the second artificial hair section **220** and the third artificial hair section **225** include individual strands of artificial hair coupled to a filament. The filament is coupled to the first base member **205**. The filament is a cylindrical strip of material, e.g., string, constructed of cotton, nylon, or other suitable material, and is coupled to the surface of the first base member **205** in multiple rows. In certain embodiments, the filament is coupled to the first base member **205** in at least five rows, about five to fifteen rows, or about 10 rows, though the number of rows is not limited and can be adjusted according to individual needs and applications. The filament may be coupled to the first base member **205** in multiple separate rows in which the filament includes multiple separate sections of material. In certain embodiments, the filament includes one section of material that is coupled to the first base member **205** in a serpentine manner.

The second base member **210** includes a second front edge **211**, a second rear edge **212**, a second side edge **213**, a second top surface **214A** and a second bottom surface **214B**. The second base member **210** is constructed of an elastic material. In certain embodiments, the second base

member **210** is constructed of stocking material, silk mesh, cotton mesh, nylon mesh or other suitable material and combinations thereof. In certain embodiments, the first base member **205** and the second base member **210** are constructed of the same material. In certain embodiments, the first base member **205** and the second base member **210** are constructed on one continuous piece of material. In certain embodiments, the first base member **205** and the second base member **210** are constructed of separate pieces of material. The fourth artificial hair section **230** is coupled to the second top surface **214A** of the second base member **210**. It is noted that in certain embodiments, the fourth artificial hair section **230** can be constructed of various materials, including human hair, animal hair and synthetic hair, and combinations thereof. The fourth artificial hair section **230** can be curly, straight, or other suitable texture.

In certain embodiments, the fourth artificial hair section **230** includes individual strands of artificial hair coupled to a filament. The filament is coupled to the second base member **210**. The filament is a cylindrical strip of material, e.g., string, constructed of cotton, nylon, or other suitable material coupled to the surface of the second base member **210** in multiple rows. In certain embodiments, the filament is coupled to the second base member **210** in at least one row, about two to ten rows, or about five rows, though the number of rows is not limited and can be adjusted according to individual needs and applications. The filament may be coupled to the second base member **210** in multiple separate rows in which the filament includes multiple separate sections of material. In certain embodiments, the filament includes one section of material that is coupled to the second base member **210** in a serpentine manner.

In certain embodiments, there is sufficient artificial hair in the fourth artificial hair section **230** to cover the entire surface of the second base member **210**. In certain embodiments, there is insufficient artificial hair in the fourth artificial hair section **230** to cover the entire surface of the second base member **210**. In other words, the artificial hair of the fourth artificial hair section **230** partially covers the surface of the second base member **210**, with a portion of the surface of the second base member **210** being free of artificial hair.

In certain embodiments, the second base member **210** is coupled to the left side of the first base member **205** or the right side of the first base member **205**. In certain embodiments, the second base member **210** is coupled to both the left side and the right side of the first base member **205**.

In certain embodiments, the second base member **210** is coupled to the first base member **105**. In certain embodiments, the second base member **210** is sewn, glued, or otherwise attached in a non-removable manner to the first base member **205**. The top surface of the second base member **210** contacts the bottom surface of the first base member **205**. The top surface of the second base member **210** refers to the surface upon which the second artificial hair section **220** is coupled. The bottom surface of the first base member **205** refers to the surface upon which the first artificial hair section **215** is coupled.

In certain embodiments, when the hair extension apparatus **200** is in the open configuration, the second base member **210** is coupled to the first base member **205** in such a manner that artificial hair of the first artificial hair section **215**, the second artificial hair section **220** and the third artificial hair section **225** is disposed adjacent to the artificial hair of the fourth artificial hair section **230**. In other words, the artificial hair of the first artificial hair section **215**, the second artificial hair section **220** and the third artificial hair section **225**

extends in a direction perpendicular to a direction in which the artificial hair of the fourth artificial hair section **230** extends. Thus, when the hair extension apparatus **200** is in the closed configuration, the artificial hair of the fourth artificial hair section **230** wraps around the artificial hair of the first artificial hair section **215**, the second artificial hair section **220** and the third artificial hair section **225**.

The hair extension apparatus **200** is used by a user in a similar manner as described above with respect to the hair extension apparatus **100** to obtain the style illustrated in FIG. 1. However, as illustrated in FIG. 7, there are spaces, denoted by "X", disposed between each of the first artificial hair section **215**, the second artificial hair section **220**, the third artificial hair section **225**, and the fourth artificial hair section **230**. The spaces X may be about 0.1 to about 2 inches, or about 1 inch, or about 0.5 inches. Each space "X" is free of artificial hair.

It is noted that although the embodiment illustrated in FIGS. 6 and 7 show three artificial hair sections coupled to the first base member **205**, any number of artificial hair sections can be implemented, such as two, three, four, five, and up to ten or more, according to additional embodiments of the invention.

In certain embodiments, the first base member **205** includes a space between at least one of the first artificial hair section **215**, the second artificial hair section **220**, and the third artificial hair section **225**.

In certain embodiments, the space between at least one of the first artificial hair section **215**, the second artificial hair section **220**, and the third artificial hair section **225** is constructed of an elastic material.

In certain embodiments, the space between at least one of the first artificial hair section **215**, the second artificial hair section **220**, and the third artificial hair section **225** is free of artificial hair coupled to the first top surface **209A**.

In certain embodiments, the first base member **205** includes a space between the third artificial hair section **225** and the fourth artificial hair section **230**.

In certain embodiments, there are additional separate sections of artificial hair coupled to the first base member **205**. In FIG. 7, three separate sections of artificial hair, the first artificial hair section **215**, the second artificial hair section **220**, the third artificial hair section **225**, are coupled to the first base member **205**, however, there can be at least three separate sections of artificial hair, three to ten separate sections of artificial hair, or greater than ten separate sections of artificial hair. In certain embodiments, there are less than three separate sections of artificial hair coupled to the first base member **205**. In certain embodiments, there are at least two separate sections of artificial hair coupled to the first base member **205**.

The spaces X allow for the first base member **205** and the second base member **210** to be stretched. The positions where the first artificial hair section **215**, the second artificial hair section **220**, the third artificial hair section **225** are coupled to the first base member **205** are somewhat rigid in that the first base member **205** does not easily stretch. Similarly, the position where the fourth artificial hair section **230** is coupled to the second base member **210** is somewhat rigid in that the second base member **210** does not easily stretch. Thus, when the first base member **205** is wrapped around the user's natural hair, the user is able to pull the first base member **205** tighter to their natural hair in those spaced sections. Similarly, when the second base member **210** is wrapped around the user's natural hair, the second base member **210** can be pulled tight around the first base member **205**.

The fastener member **235** is coupled to the bottom surface of the first base member **205**. In certain embodiments, the fastener member **235** is a comb, clips, pin, or other suitable device configured to secure the hair extension apparatus **200** to the user's natural hair. In FIG. 6, the fastener member **235** is illustrated as being parallel to the edge of the first base member **205**. In certain embodiments, the fastener member **235** is coupled to the first base member **205** perpendicular to the edge thereof. In certain embodiments, the fastener member **235** is coupled to the first base member **205** at an angle greater than or less than perpendicular to the edge thereof.

FIGS. 8 and 9 illustrate a bottom view and a top view, respectively, of a hair extension apparatus **300**, according to an alternative embodiment. The hair extension apparatus **300** includes a first base member **305**, a second base member **310**, multiple combs **315**, and a drawstring member **320**.

The first base member **305** and the second base member **310** are constructed of a mesh material, such as cotton mesh, nylon mesh, or other suitable material and combinations thereof. The color, shape, thickness, flexibility and elasticity of the mesh material can vary according to the particular application. Artificial hair is coupled to the outer surface of the first base member **305** and to the second base member **310**. In certain embodiments, the first base member **305** and the second base member **310** are constructed of the same material. In certain embodiments, the first base member **305** and the second base member **310** are constructed of one continuous piece of material. In certain embodiments, the first base member **305** and the second base member **310** are constructed of separate pieces of material.

In certain embodiments, individual strands of artificial hair are coupled to a filament and the filament is coupled to the outer surface of the first base member **305** and the second base member **310**. The filament is a cylindrical strip of material, e.g., string, constructed of cotton, nylon, or other suitable material and combinations thereof.

In certain embodiments, the filament is coupled to the first base member **305** and the second base member **310** in at least one row, about two to ten rows, or about five rows, though the number of rows is not limited and can be adjusted according to individual needs and applications. In certain embodiments, the rows are each spaced about 0.1-1.0 inches apart, or about 0.5 inches. The distance between each row may be uniform or the distance between each row may be different. In certain embodiments, the filament coupled to both the first base member **305** and the second base member **310** is one continuous filament. The filament may be coupled to the first base member **305** and the second base member **310** in multiple separate rows in which the filament includes multiple separate sections of material. In certain embodiments, the filament includes one section of material that is coupled separately to the first base member **305** and the second base member **310** in a serpentine manner.

In certain embodiments, there is sufficient artificial hair to cover the entire surface of the first base member **305** and the second base member **310**. In certain embodiments, there is insufficient artificial hair in to cover the entire surface of the first base member **305** and the second base member **310**. In other words, the artificial hair partially covers the surface of the first base member **305** and the second base member **310**, with a portion of the surface of the first base member **305** and the second base member **310** being free of artificial hair.

In certain embodiments, the second base member **310** is coupled to the left side of the first base member **305** or the right side of the first base member **305**. In certain embodiments there are multiple of the second base member **310**,

and at least two of the second base members 310 are coupled to both the left side and the right side of the first base member 305.

The combs 315 are disposed on the inner surface of the first base member 305. The combs 315 are coupled to the inner surface of the first base member 305. In FIG. 8, two of the combs 315 are shown, however, more than two may be implemented and the hair extension apparatus 300 is not limited thereto. The combs 315 include tines that are inserted into the user's hair when the hair extension apparatus 300 is worn by the user. The combs 315 assist with securing the hair extension apparatus 300 to the user's head. The tines of the combs 315 are disposed in opposite directions. In other words, the tines of the combs 315 face each other in a direction towards the center of the first base member 305. In certain embodiments, the tines of the combs 315 face away from each other, towards the outer edge of the first base member 305. In certain embodiments, other devices may be used in place of the combs 315 for securing the hair extension apparatus to the user's hair, such as clips, bobby pins, u-pins or other suitable devices.

The drawstring member 320 is disposed within a sleeve of material around the outer edge of the first base member 305. The drawstring member 320 is a flexible elastic string constructed of, for example, cotton, nylon, or other suitable material and combinations thereof. When the hair extension apparatus 300 is disposed on top of the user's hair, which is configured in, for example, a pony tail or bun, the drawstring member 320 is pulled tight around the user's hair, securing the hair extension apparatus 300 to the user's head. The second base member 310 and the artificial hair coupled to the second base member 310 is wrapped around the user's hair to further secure the hair extension apparatus 300 to the user's hair.

FIGS. 10-12 illustrate a bottom view of a hair extension apparatus 400, according to an alternative embodiment, which can be implemented in each of the above-described embodiments. The hair extension apparatus includes a first base member 405, a second base member 410, a first rubber strip member 415 and a second rubber strip member 420. The first rubber strip member 415 is rigidly attached to the first base member 405. The second rubber strip member 420 is rigidly attached to the second base member 410. The first rubber strip member 415 and the second rubber strip member 420 are constructed of silicone, or other suitable material. The first rubber strip member 415 and the second rubber strip member 420 prevent and/or limit the hair extension apparatus 400 from slipping on the user's head by creating friction between the hair extension apparatus 400 and the user's hair and/or skin.

In FIG. 10, the first rubber strip member 415 extends across the entire width of the first base member 405 up to substantially each edge of the first base member 405 and less than the entire height of the first base member 405. In certain embodiments, the first rubber strip member 415 extends across the first base member 405 less than the entire width. Similarly, the second rubber strip member 420 extends across the entire width of the second base member 410 up to substantially each edge of the second base member 420 and less than the entire height of the second base member 420. In certain embodiments, the second rubber strip member 420 extends across the second base member 410 less than the entire width.

In FIG. 11, the first rubber strip member 415 includes a first rubber strip member 415A, a second rubber strip member 415B and a third rubber strip member 415C. The first rubber strip member 415A, the second rubber strip

member 415B and the third rubber strip member 415C extend across the entire width of the first base member 405 with a space between the first rubber strip member 415A and the second rubber strip member 415B and a space between the second rubber strip member 415B and the third rubber strip member 415C. The first rubber strip member 415A is disposed adjacent to one edge of the first base member 405 while the third rubber strip member 415C is disposed adjacent to the opposite edge of the first base member 405, as illustrated. The second rubber strip member 415B is disposed between the first rubber strip member 415A and the third rubber strip member 415C.

In FIG. 12, the first rubber strip member 415 extends across the entire width of the first base member 405 up to each edge of the first base member 405 as well as the entire height of the first base member 405. That is, the rubber strip member 415 is configured in a shape substantially corresponding to the shape of the first base member 405. The second rubber strip member 420 extends across the entire width of the second base member 410 up to each edge of the second base member 410 as well as the entire height of the second base member 410. That is, the second rubber strip member 420 is configured in a shape substantially corresponding to the shape of the second base member 410.

As illustrated in FIGS. 10-12 and provided in the corresponding description, the first rubber strip member 415 and the second rubber strip member 420 can vary in shape, material, size, number and placement of rubber strips according to the embodiments thereof.

In certain embodiments, the first base member 405 is configured to wrap around a user's natural hair with the first rubber strip member 415 of the first base member 405 being in contact with the user's natural hair. In certain embodiments, the second base member 410 is configured to wrap around the first base member 405 with the second rubber strip member 420 of the second base member 410 being in contact with the artificial hair coupled to the first base member 405.

In certain embodiments, the first rubber strip member 415 extends across the width of the first base member 405 up to substantially each of the first side edges of the first base member 405 and less than the entire height of the first base member 405.

In certain embodiments, the first rubber strip member 415 extends across the first base member 405 a distance less than the entire width.

In certain embodiments, the second rubber strip member 420 extends across the width of the second base member 410 up to substantially each of the second side edges of the second base member and less than the height of the second base member 410.

In certain embodiments, the second rubber strip member 420 extends across the second base member 410 a distance less than the entire width.

In certain embodiments, the first rubber strip member 415 comprises multiple first rubber strip members, and at least two of the first rubber strip members comprise a space therebetween.

In certain embodiments, the first rubber strip member 415 is configured in a shape substantially corresponding to the shape of the first base member 405. In certain embodiments, the second rubber strip member 420 is configured in a shape substantially corresponding to the shape of the second base member 410.

FIGS. 13 and 14 illustrate alternative embodiments, which can be implemented in each of the above-described embodiments, of a hair extension apparatus 500 in which a

15

first base member **505** includes a first filament section **515** and a second base member **510** includes a second filament section **520**. In FIGS. **13** and **14**, the first filament section **515** and the second filament section **520** are highlighted for purposes of illustration. The first filament section **515** is coupled to the first base member **515**. The second filament section **520** is coupled to the second base member **510**. As illustrated in FIG. **13**, the first filament section **515** is coupled to the first base member **505** in an orientation parallel to the front edge of the first base member **505** and the second filament section **520** is coupled to the second base member **510** in an orientation parallel to the front edge of the second base member **510**. As illustrated in FIG. **14**, the first filament section **515** is coupled to the first base member **505** in an orientation diagonal to the front edge of the first base member **505** and the second filament section **520** is coupled to the second base member **510** in an orientation diagonal to the front edge of the second base member **510**. In certain embodiments, the first filament section **515** and the second filament section **520** are coupled to the first base member **505** and the second base member **510**, respectively, in a perpendicular orientation.

In certain embodiments, the first filament section **515** and the second filament section **520** are coupled to the first base member **505** and the second base member **510**, respectively, in different directions. For example, the first filament section **515** is coupled to the first base member **505** in a parallel orientation and the second filament section **520** is coupled to the second base member **510** in a perpendicular orientation. For example, the first filament section **515** is coupled to the first base member **505** in a perpendicular orientation and the second filament section **520** is coupled to the second base member **510** in a parallel orientation. For example, the first filament section **515** is coupled to the first base member **505** in a diagonal orientation and the second filament section **520** is coupled to the second base member **510** in a parallel orientation. For example, the first filament section **515** is coupled to the first base member **505** in a parallel orientation and the second filament section **520** is coupled to the second base member **510** in a diagonal orientation. For example, the first filament section **515** is coupled to the first base member **505** in a perpendicular orientation and the second filament section **520** is coupled to the second base member **510** in a diagonal orientation. For example, the first filament section **515** is coupled to the first base member **505** in a diagonal orientation and the second filament section **520** is coupled to the second base member **510** in a perpendicular orientation.

FIGS. **15** and **16** illustrate an alternative embodiment of a hair extension apparatus **600**. The hair extension apparatus **600** includes a first base member **605** and a second base member **610**. A first artificial hair section **615** is coupled to the first base member **605**. A second artificial hair section **620** is coupled to the second base member **610**. The artificial hair of the first artificial hair section **615** includes individual strands of artificial hair. The artificial hair of the second artificial hair section **620** includes individual strands of artificial hair. As illustrated in FIG. **15**, the artificial hair of the second artificial hair section **620** coupled to the second base member **610** is braided. That is, individual strands of artificial hair coupled to the outer surface of the second base member **610** are braided. As illustrated in FIG. **16**, the second artificial hair section **620** is configured as pre-made artificial hair wefts braided into multiple braids that are coupled to the outer surface of the second base member **610**. In both embodiments illustrated in FIGS. **15** and **16**, the braids of the second hair section **620** are wrapped around the first artificial hair section **615**, as described above with

16

respect to the other embodiments. Furthermore, the number, style and thickness of the braids in the second artificial hair section **620** can vary according to individual preferences and applications.

According to the embodiments of the invention described herein, a hair extension apparatus that is coupled to a user's natural hair is provided. As described herein, the hair extension apparatus includes various components configured to securely couple the hair extension apparatus to the user's natural hair, while also providing a desirable and fashionable appearance.

While embodiments of the invention have been shown and described with reference to certain embodiments thereof, it will be understood by those skilled in the art that various changes in form and details may be made therein without departing from the spirit and scope of the invention and equivalents thereof.

What is claimed is:

1. A hair extension apparatus, comprising:

a first base member comprising a first front edge, a first rear edge, a first side edge, a first top surface and a first bottom surface;

a second base member comprising a second front edge, a second rear edge, a second side edge, a second top surface and a second bottom surface, wherein the second base member is coupled to the first base member;

a first artificial hair section comprising artificial hair, wherein the first artificial hair section is coupled to the first top surface of the first base member; and

a second artificial hair section comprising artificial hair, wherein the second artificial hair section is coupled to the second top surface of the second base member, wherein the first artificial hair section comprises individual strands of artificial hair coupled to a first filament section, and wherein the first filament section is coupled to the first base member,

wherein the first filament section is coupled to the top surface of the first base member in multiple rows, wherein the second artificial hair section comprises individual strands of artificial hair coupled to a second filament section, and wherein the second filament is coupled to the second base member,

wherein the second filament section is coupled to the top surface of the second base member in multiple rows, wherein the first rear edge is substantially a straight line and the second rear edge is substantially a straight line, and

wherein the artificial hair in the second artificial hair section is sufficient to cover the entire top surface of the second base member.

2. The hair extension apparatus according to claim 1, wherein the first filament section is coupled to the first base member in one of a parallel, perpendicular and diagonal orientation with respect to the first front edge and the second filament section is coupled to the second base member in one of a parallel, perpendicular and diagonal orientation with respect to the second front edge.

3. The hair extension apparatus according to claim 1, wherein the first filament section is coupled to the first base member with respect to the first front edge in an orientation different from an orientation in which the second filament section is coupled to the second base member with respect to the second front edge.

4. The hair extension apparatus according to claim 1, wherein the artificial hair of the first artificial hair section

extends in a direction perpendicular to a direction in which the artificial hair of the second artificial hair section extends.

5. The hair extension apparatus according to claim 1, wherein the first top surface comprises a greater surface area than the second top surface.

6. The hair extension apparatus according to claim 1, wherein the first front edge is substantially perpendicular to the second front edge, and wherein the first rear edge is substantially perpendicular to the second rear edge.

7. The hair extension apparatus according to claim 1, wherein the artificial hair of the first artificial hair section extends at least partially beyond the first rear edge, and wherein the artificial hair of the second artificial hair section extends at least partially beyond the second rear edge.

8. The hair extension apparatus according to claim 1, wherein the first base member is configured to wrap around a user's natural hair, with the first bottom surface of the first base member being in contact with the user's natural hair, and wherein the second base member, and the artificial hair extending therefrom, is configured to wrap around the first base member, with the second bottom surface of the second base member being in contact with the first artificial hair section.

9. The hair extension apparatus according to claim 1, further comprising a first fastener member coupled to the first bottom surface of the first base member, wherein the first fastener member is a first comb comprising tines.

10. A hair extension apparatus, comprising:

a first base member comprising a first front edge, a first rear edge, a first side edge, a first top surface and a first bottom surface;

a second base member comprising a second front edge, a second rear edge, a second side edge, a second top surface and a second bottom surface, wherein the second base member is coupled to the first base member;

a first artificial hair section comprising artificial hair, wherein the first artificial hair section is coupled to the first top surface of the first base member;

a second artificial hair section comprising artificial hair, wherein the second artificial hair section is coupled to the first top surface of the first base member;

a third artificial hair section comprising artificial hair, wherein the third artificial hair section is coupled to the first top surface of the first base member;

a fourth artificial hair section comprising artificial hair, wherein the fourth artificial hair section is coupled to the second top surface of the second base member; and

a first fastener member coupled to the first side edge on the first bottom surface of the first base member, wherein the first fastener member is disposed opposite to the second base member,

wherein the first fastener member is a first comb comprising tines, and wherein the tines of the first comb face towards the second base member.

11. The hair extension apparatus according to claim 10, wherein the first base member comprises a space between at least one of the first artificial hair section, the second artificial hair section, and the third artificial hair section.

12. The hair extension apparatus according to claim 10, wherein a space between at least one of the first artificial hair section, the second artificial hair section, and the third artificial hair section is constructed of an elastic material.

13. The hair extension apparatus according to claim 10, wherein a space between at least one of the first artificial hair

section, the second artificial hair section, and the third artificial hair section is free of artificial hair coupled to the first top surface.

14. The hair extension apparatus according to claim 10, wherein the first base member comprises a space between the third artificial hair section and the fourth artificial hair section.

15. The hair extension apparatus according to claim 10, wherein the first top surface comprises a greater surface area than the second top surface.

16. The hair extension apparatus according to claim 10, wherein the first front edge is substantially perpendicular to the second front edge, and wherein the first rear edge is substantially perpendicular to the second rear edge.

17. The hair extension apparatus according to claim 10, wherein the artificial hair of the first artificial hair section, the artificial hair of the second artificial hair section, and the artificial hair of the third artificial hair section extends at least partially beyond the first rear edge, and wherein the artificial hair of the fourth artificial hair section extends at least partially beyond the second rear edge.

18. The hair extension apparatus according to claim 10, further comprising a second fastener member coupled to the first bottom surface of the first base member, wherein the second fastener member is a second comb comprising tines, and wherein the tines of the first comb are disposed perpendicular to the tines of the second comb.

19. A hair extension apparatus, comprising:

a first base member comprising a first front edge, a first rear edge, first side edges, a first top surface and a first bottom surface;

a second base member comprising a second front edge, a second rear edge, second side edges, a second top surface and a second bottom surface, wherein the second base member is coupled to the first base member;

a first artificial hair section comprising artificial hair, wherein the first artificial hair section is coupled to the first top surface of the first base member;

a second artificial hair section comprising artificial hair, wherein the second artificial hair section is coupled to the second top surface of the second base member;

a first rubber strip member coupled to the first bottom surface of the first base member,

wherein the first artificial hair section comprises individual strands of artificial hair coupled to a first filament section, and wherein the first filament section is coupled to the first base member,

wherein the first filament section is coupled to the top surface of the first base member in multiple rows,

wherein the second artificial hair section comprises individual strands of artificial hair coupled to a second filament section, and wherein the second filament is coupled to the second base member,

wherein the second filament section is coupled to the top surface of the second base member in multiple rows, wherein the first rear edge is substantially a straight line and the second rear edge is substantially a straight line, and

wherein the artificial hair in the second artificial hair section is sufficient to cover the entire top surface of the second base member.

20. The hair extension apparatus according to claim 19, wherein the first rubber strip member extends across the width of the first base member up to substantially each of the first side edges of the first base member and less than the

19

entire height between the first front edge and the first rear edge of the first base member.

21. The hair extension apparatus according to claim 19, wherein the first rubber strip member extends across the first base member a distance less than the entire width.

22. The hair extension apparatus according to claim 19, wherein the first front edge is substantially perpendicular to the second front edge, and wherein the first rear edge is substantially perpendicular to the second rear edge.

23. The hair extension apparatus according to claim 19, wherein the artificial hair of the first artificial hair section extends at least partially beyond the first rear edge, and wherein the artificial hair of the second artificial hair section extends at least partially beyond the second rear edge.

24. The hair extension apparatus according to claim 19, further comprising a second rubber strip member coupled to the second bottom surface of the second base member.

25. The hair extension apparatus according to claim 24, wherein the first base member is configured to wrap around a user's natural hair with the first rubber strip member of the first base member being in contact with the user's natural hair, and wherein the second base member is configured to

20

wrap around the first base member with the second rubber strip of the second base member being in contact with the first artificial hair section.

26. The hair extension apparatus according to claim 24, wherein the second rubber strip member extends across the width of the second base member up to substantially each of the second side edges of the second base member and less than the entire height between the second front edge and the second rear edge of the second base member.

27. The hair extension apparatus according to claim 24, wherein the second rubber strip member extends across the second base member a distance less than the entire width.

28. The hair extension apparatus according to claim 24, wherein the first rubber strip member is configured in a shape substantially corresponding to a shape of the first base member, and wherein the second rubber strip member is configured in a shape substantially corresponding to a shape of the second base member.

29. The hair extension apparatus according to claim 19, further comprising a first fastener member coupled to the first bottom surface of the first base member, wherein the first fastener member is a first comb comprising tines.

* * * * *