



US00D612485S

(12) **United States Design Patent**
Wait

(10) **Patent No.:** **US D612,485 S**

(45) **Date of Patent:** **** Mar. 23, 2010**

(54) **CALF NASAL ADAPTER**

(75) Inventor: **Jim Wait**, Colfax, WI (US)

(73) Assignee: **Mark L. Anderson**, Spring Valley, WI (US)

(**) Term: **14 Years**

(21) Appl. No.: **29/336,911**

(22) Filed: **May 12, 2009**

(51) **LOC (9) Cl.** **24-02**

(52) **U.S. Cl.** **D24/112**

(58) **Field of Classification Search** D24/112-114,
D24/121-123, 108, 110, 110.1, 133, 186,
D24/104, 130, 127, 152, 144; 606/181, 185,
606/205, 142; 604/232, 187, 158, 164.08,
604/192, 263, 163, 181, 184, 198, 227; 433/80;
128/207.13; D7/700; D30/130, 132
See application file for complete search history.

(56) **References Cited**

U.S. PATENT DOCUMENTS

D229,320 S *	11/1973	Kitson	D30/121
D269,378 S *	6/1983	Work	D24/122
D342,784 S *	12/1993	Passiak et al.	D24/123
D376,201 S *	12/1996	Norton	D24/122
D393,061 S *	3/1998	Mandich et al.	D24/122
D436,166 S *	1/2001	Berkey	D24/122
D438,979 S *	3/2001	Gomes et al.	D24/216
D457,237 S *	5/2002	Azo	D24/122
D464,729 S *	10/2002	Rehrig	D24/122

D471,977 S *	3/2003	Levinson	D24/122
D497,425 S *	10/2004	McQuaid	D24/122
D499,180 S *	11/2004	Best	D24/122
D543,274 S *	5/2007	Takahashi	D24/122

* cited by examiner

Primary Examiner—T. Chase Nelson

Assistant Examiner—David G Muller

(74) *Attorney, Agent, or Firm*—Skinner and Associates

(57) **CLAIM**

The ornamental design for a calf nasal adapter, as shown and described.

DESCRIPTION

FIG. 1 is a perspective view of a calf nasal adapter showing an embodiment of the design of this invention.

FIG. 2 is a front view thereof, the back view being substantially symmetrical.

FIG. 3 is a top view thereof.

FIG. 4 is a bottom view thereof.

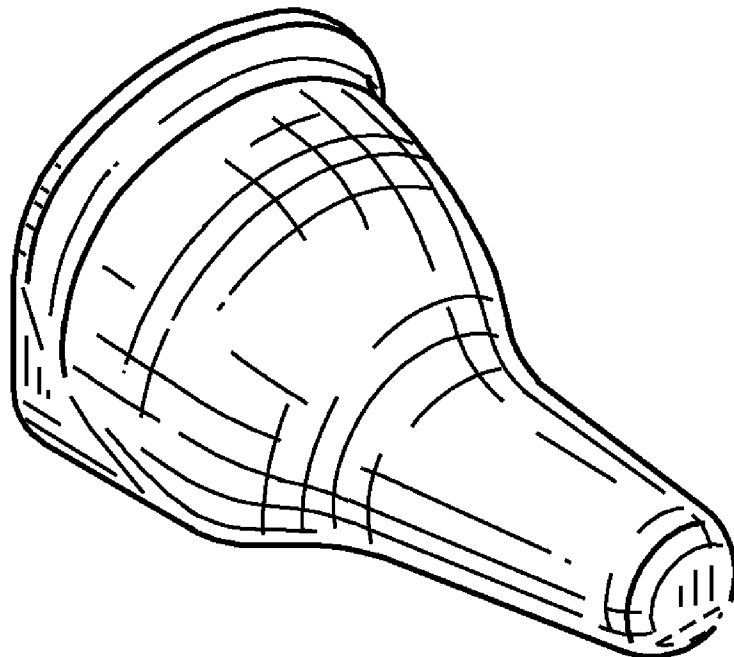
FIG. 5 is a front view thereof.

FIG. 6 is a back view thereof; and,

FIG. 7 is a further perspective view thereof, with the calf nasal adapter connected to a spray pump shown in phantom.

The broken line showing of parts of the drawings is included for the purpose of illustrating use and environment and forms no part of the claimed design.

1 Claim, 3 Drawing Sheets



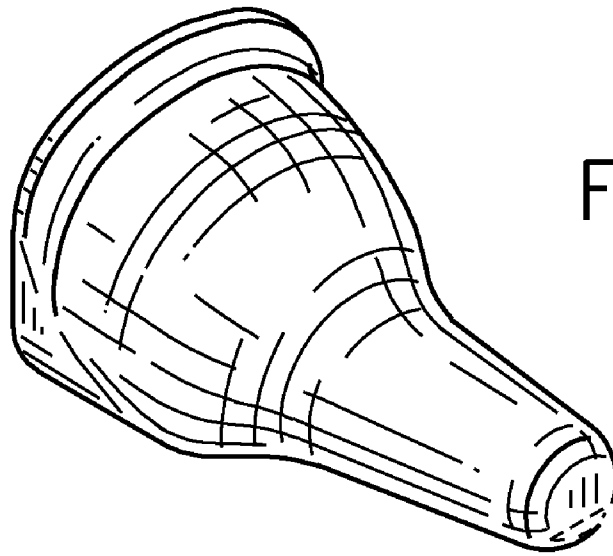


FIG. 1

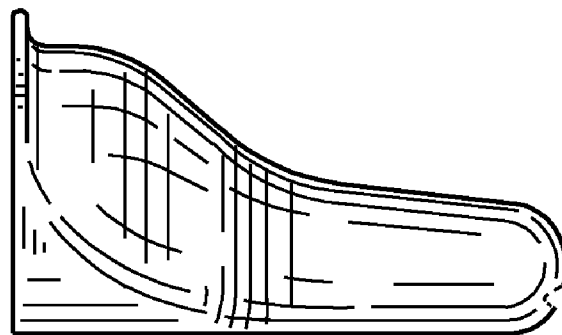


FIG. 2

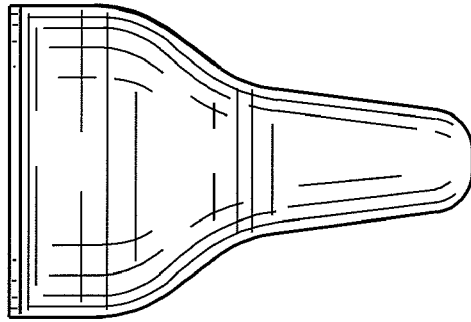


FIG. 3

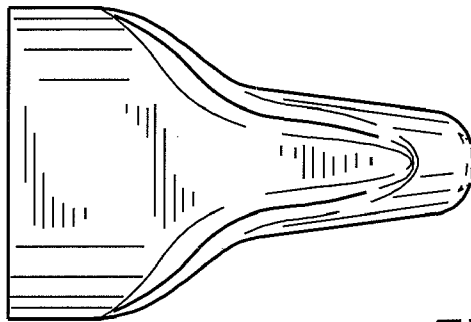


FIG. 4

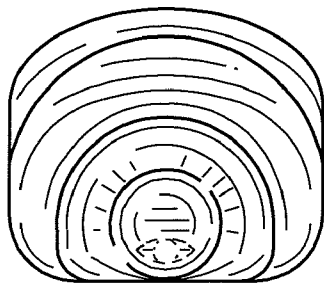


FIG. 5

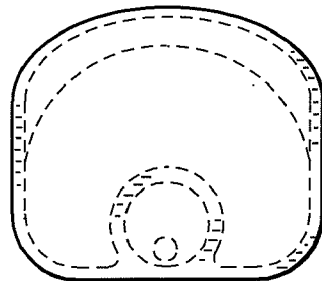


FIG. 6

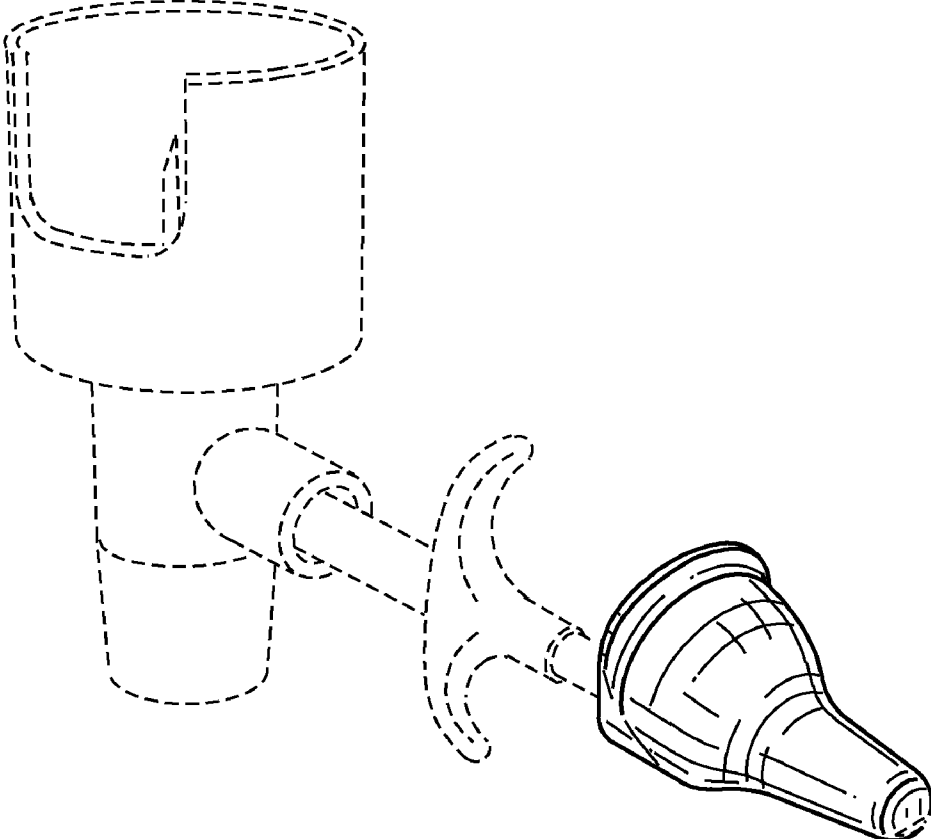


FIG. 7