



(12) **United States Design Patent**
Bingham Roy et al.

(10) **Patent No.:** **US D1,011,517 S**
(45) **Date of Patent:** **** Jan. 16, 2024**

- (54) **RESPIRATOR FACE SHIELD**
- (71) Applicant: **AirBoss Defense Group LLC**, Jessup, MD (US)
- (72) Inventors: **Ian Garth Bingham Roy**, Washington, DC (US); **Daren Wayne Olsen**, New Market, MD (US)
- (73) Assignee: **AirBoss Defense Group, LLC**, Jessup, MD (US)
- (**) Term: **15 Years**
- (21) Appl. No.: **29/814,312**
- (22) Filed: **Nov. 4, 2021**

- (56) **References Cited**
- U.S. PATENT DOCUMENTS
- D331,988 S * 12/1992 Markert D24/110.2
- D366,697 S * 1/1996 Drummond D24/110.2
- D401,958 S * 12/1998 Berke D24/110.2
- D402,754 S * 12/1998 Berke D24/110.2
- D666,776 S * 9/2012 Shim D24/110.2
- D895,104 S * 9/2020 Kelly D24/110.2
- D909,674 S * 2/2021 Xiong D24/209
- D943,089 S * 2/2022 Hu D24/110.2
- D959,754 S * 8/2022 Hughes D24/110.2
- D971,509 S * 11/2022 Hong D24/110.2
- D979,044 S * 2/2023 Hu D24/110.2
- D982,155 S * 3/2023 Fei D24/110.2
- 2023/0137526 A1 * 5/2023 Bingham Roy ... A41D 13/1107
128/206.17

* cited by examiner

Primary Examiner — Richard Kearney
Assistant Examiner — Michael Hoffman
 (74) *Attorney, Agent, or Firm* — Tanner IP, PLLC

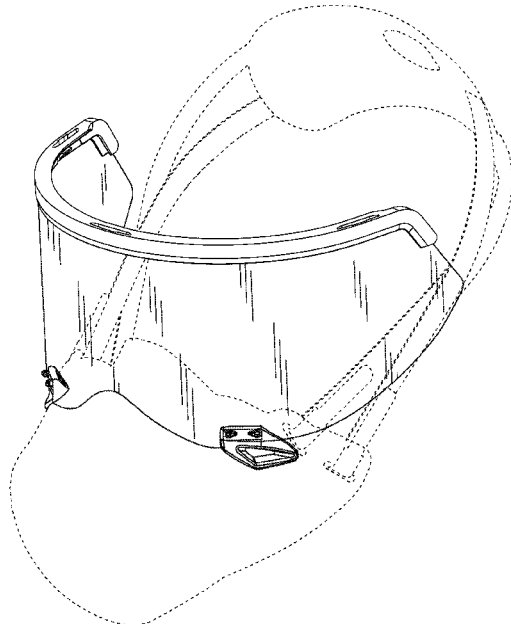
- Related U.S. Application Data**
- (63) Continuation-in-part of application No. 17/519,510, filed on Nov. 4, 2021.
- (51) **LOC (14) Cl.** **29-02**
- (52) **U.S. Cl.**
USPC **D24/110.2**; D29/110
- (58) **Field of Classification Search**
USPC D24/110, 110.1–110.6, 127, 162, 164;
D29/102, 107, 108, 110, 129
CPC . A41D 13/11; A41D 13/1107; A41D 13/1115;
A41D 13/1123; A41D 13/113; A41D
13/1138; A41D 13/1146; A41D 13/1153;
A41D 13/1161; A41D 13/1169; A41D
13/1176; A41D 13/1184; A61M 16/06;
A62B 18/00; A62B 18/02; A62B 18/025;
A62B 23/00
- See application file for complete search history.

(57) **CLAIM**
The ornamental design for a respirator face shield, as shown and described.

DESCRIPTION

FIG. 1 is a front perspective view of a respirator face shield, showing our new design;
 FIG. 2 is a right side elevation view thereof;
 FIG. 3 is a left side elevation view thereof;
 FIG. 4 is a front elevation view thereof;
 FIG. 5 is a bottom-up view thereof;
 FIG. 6 is a top-down view thereof; and,
 FIG. 7 is a back elevation view thereof.
 The broken line portions showing the outline of a respirator mask and head harness in FIGS. 1-7 are shown to illustrate environment only and form no part of the claimed design.

1 Claim, 7 Drawing Sheets



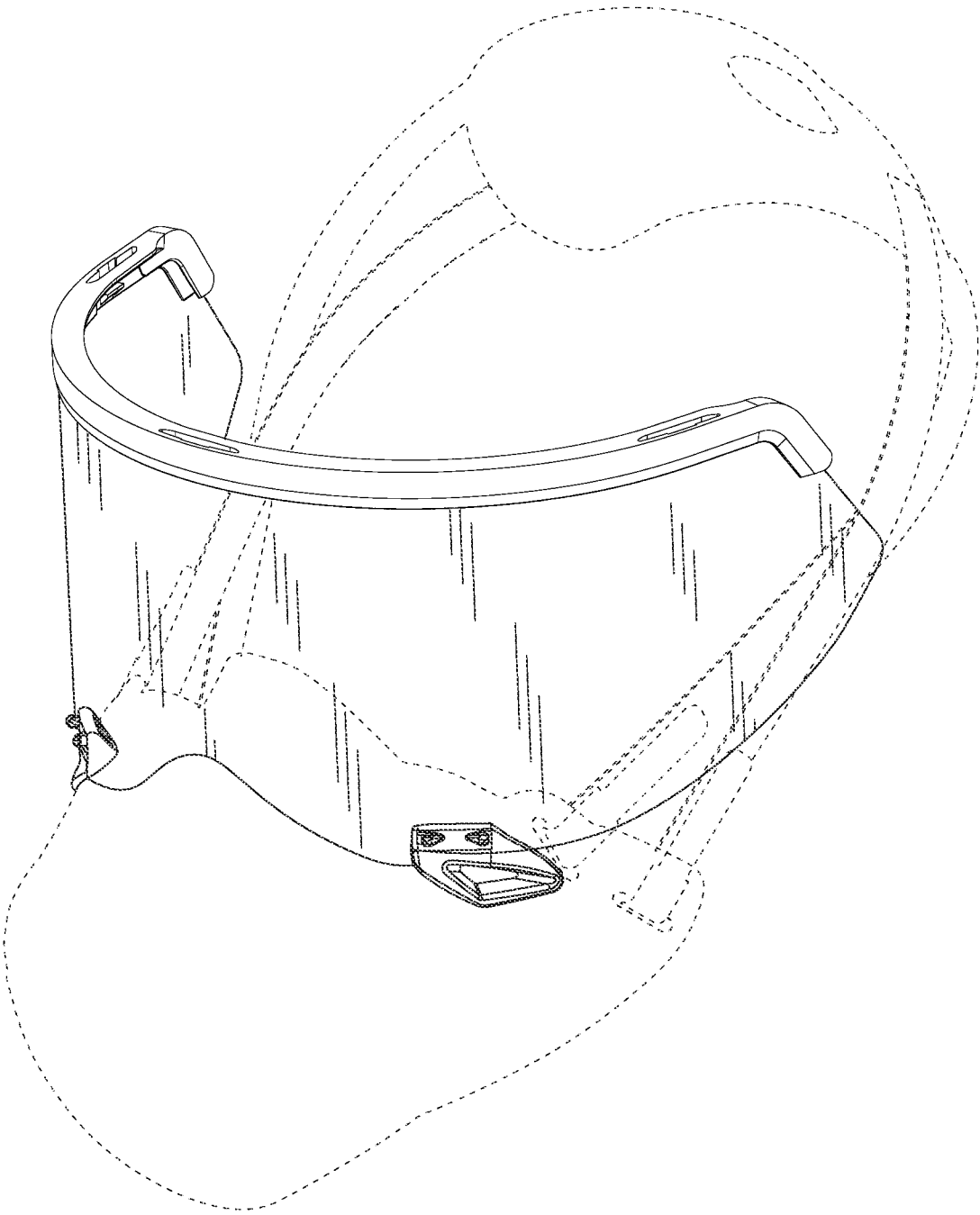


FIG. 1

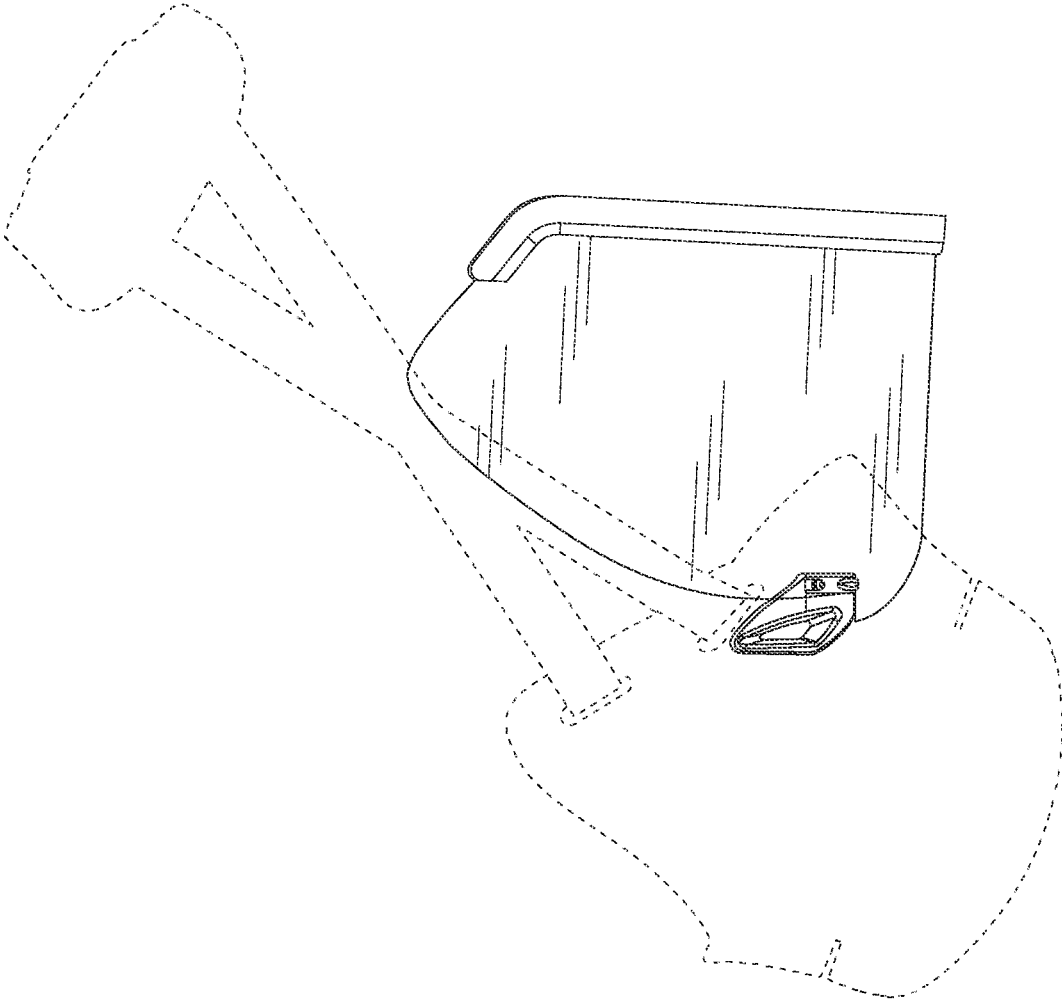


FIG. 2

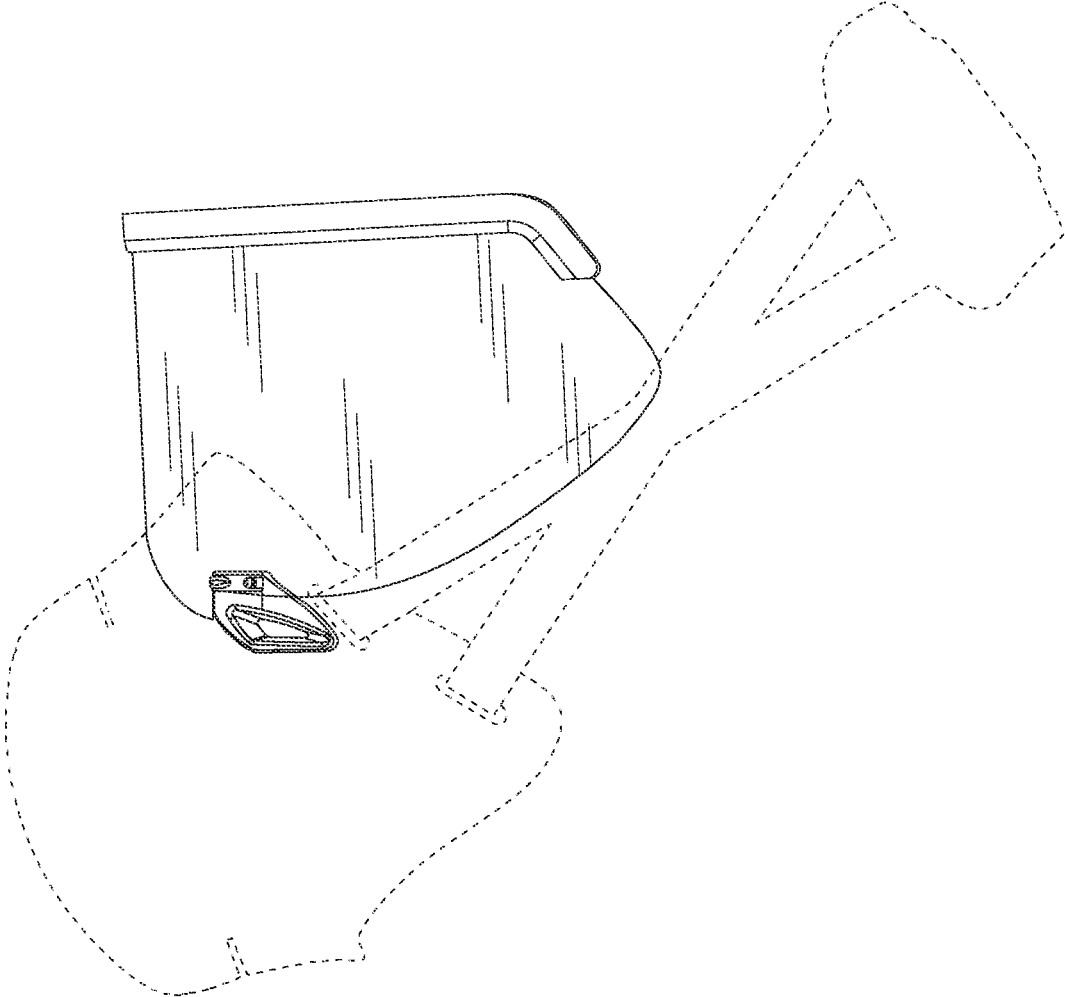


FIG. 3

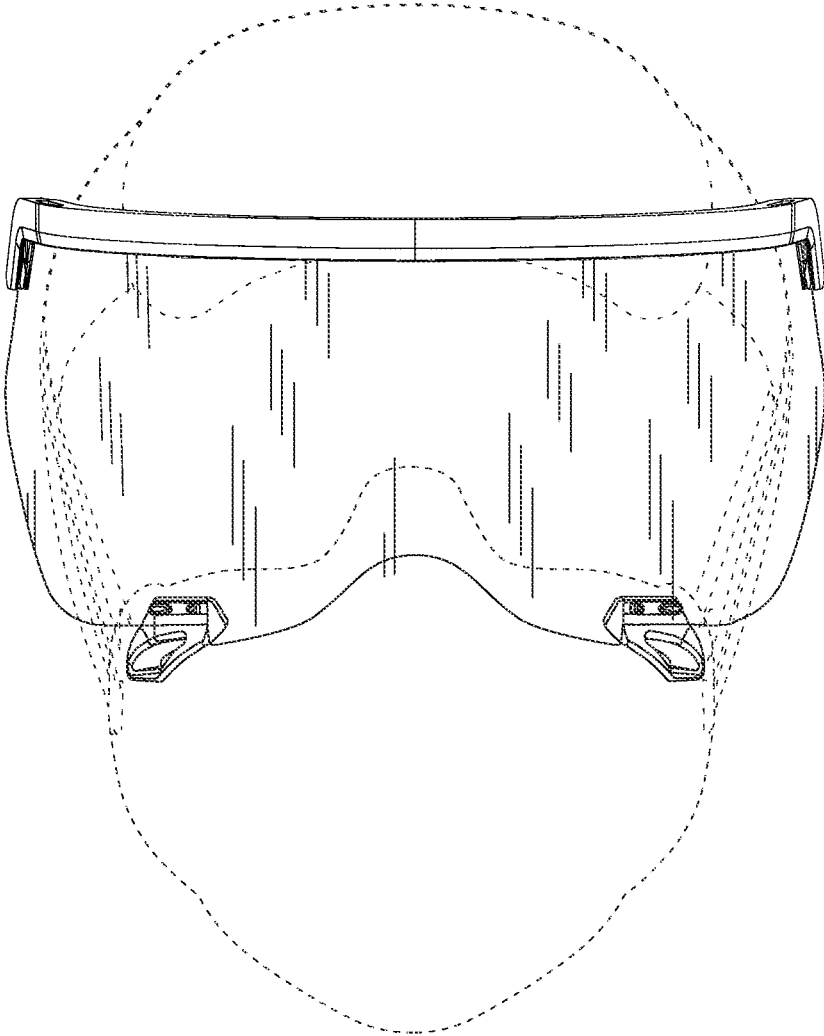


FIG. 4

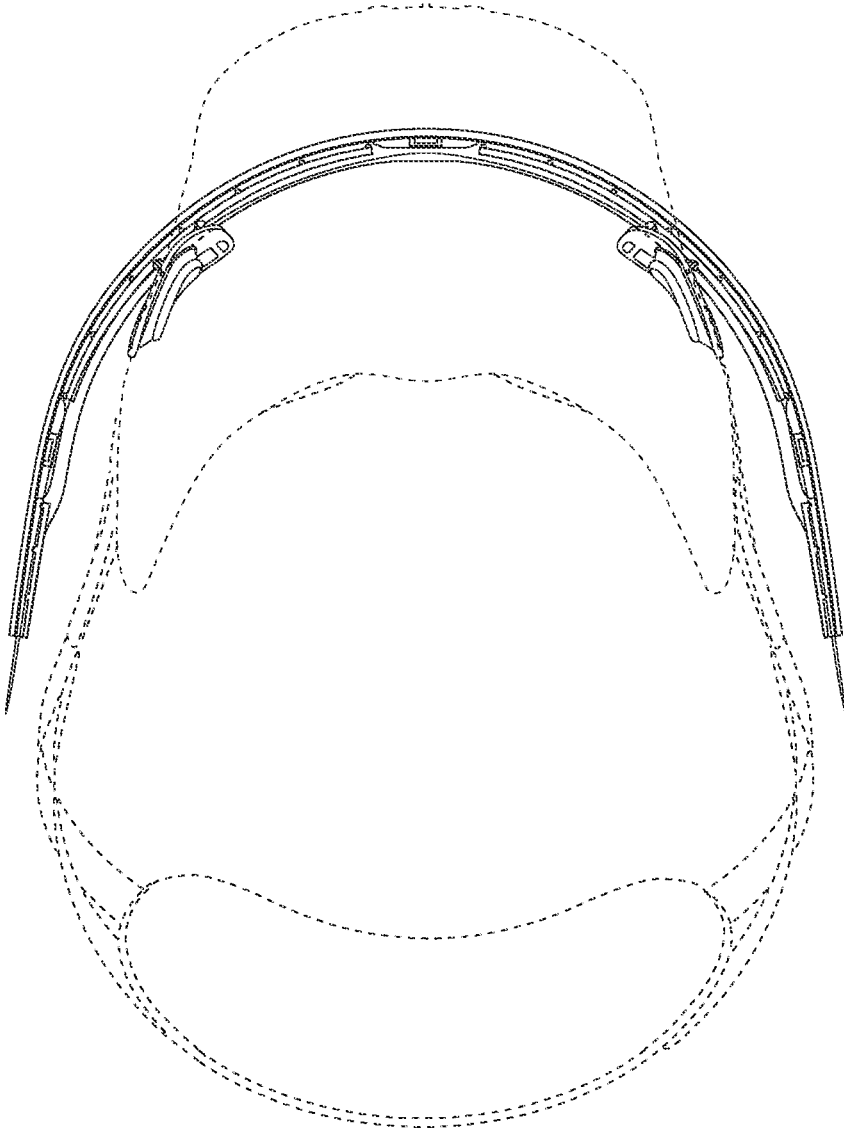


FIG. 5

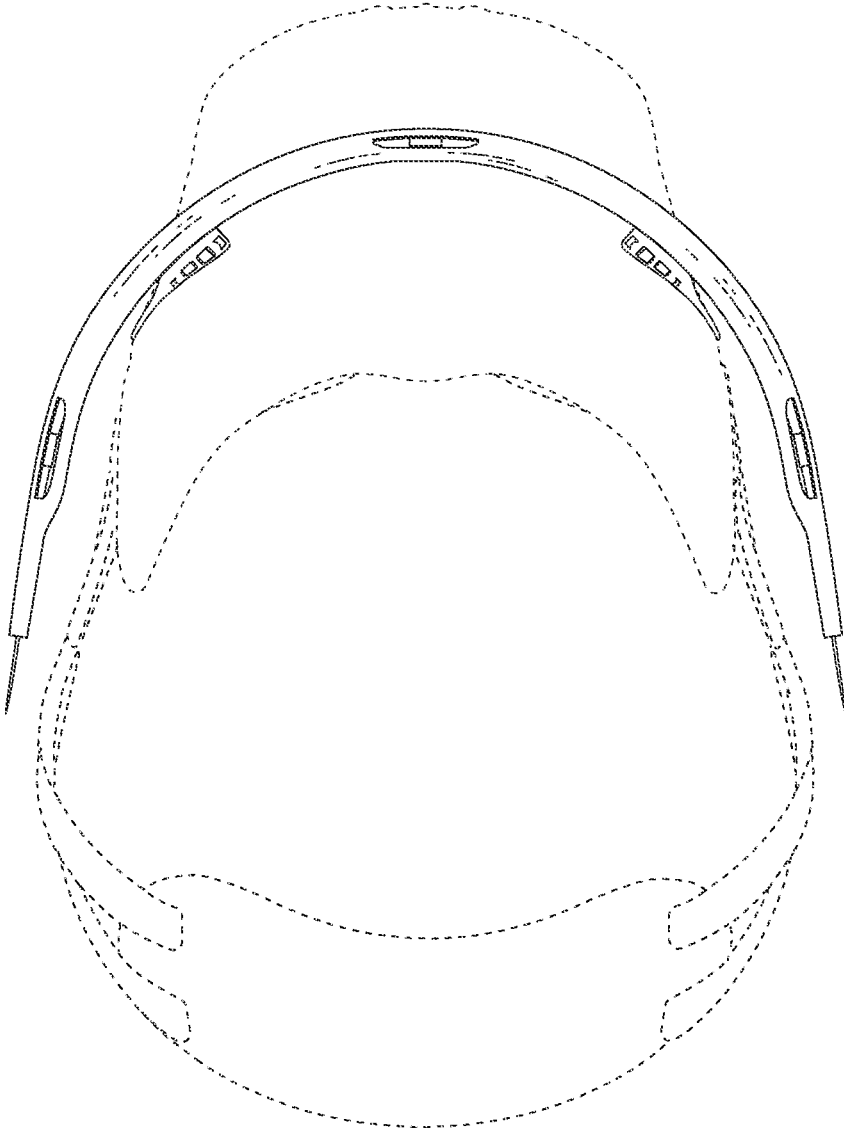


FIG. 6

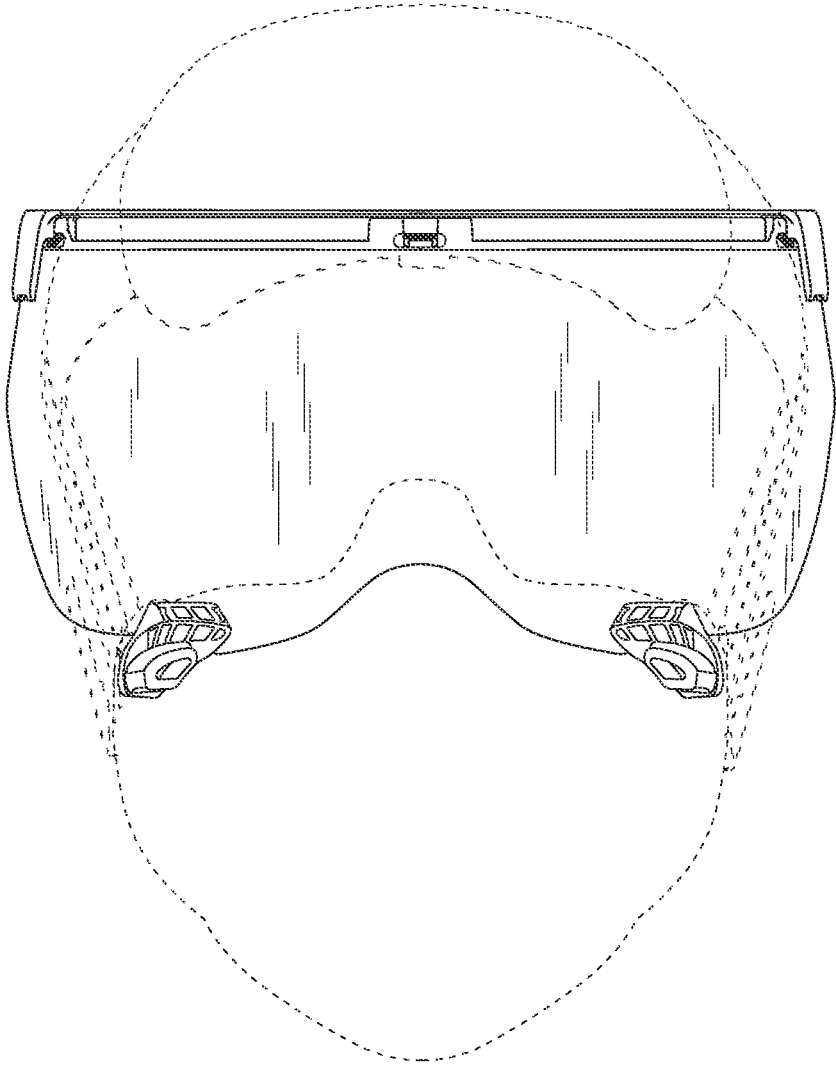


FIG. 7