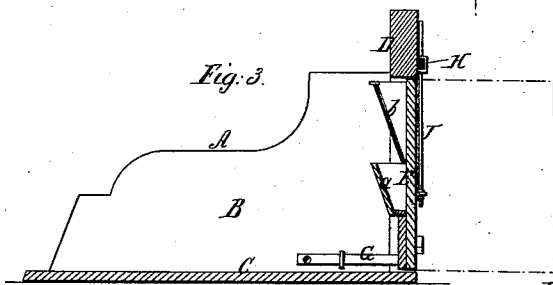
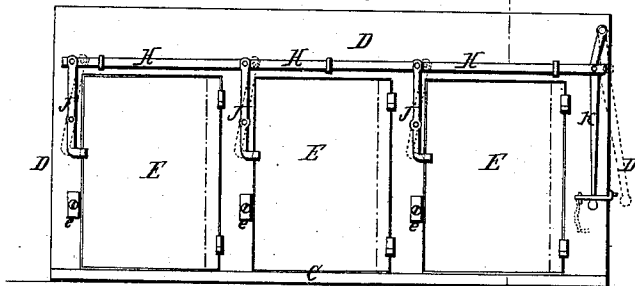
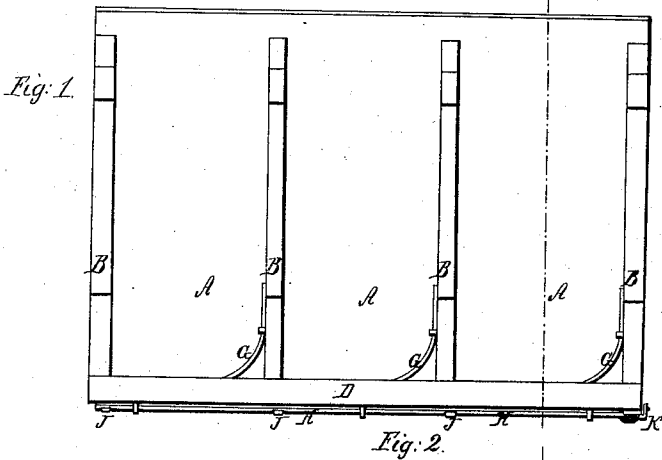


W. E. McIntire.

Stable Stall.

No 30,077.

Patented Sept. 18, 1860.



Witnesses,
J. C. Cornish
R. S. Spence

Inventor,
W. E. McIntire
per Munn & Co
Attorneys

UNITED STATES PATENT OFFICE.

WM. E. MCINTIRE, OF SALEM, MASSACHUSETTS.

SAFETY-STABLE FOR HORSES, &c.

Specification of Letters Patent No. 30,077, dated September 18, 1860.

To all whom it may concern:

Be it known that I, WILLIAM E. MCINTIRE, of Salem, in the county of Essex and State of Massachusetts, have invented a new and useful Improvement in Stables for Horses and Cattle; and I do hereby declare that the following is a full, clear, and exact description thereof, reference being had to the accompanying drawings, making a part of this specification, in which—

Figure 1 represents a plan view of three stalls of a stable for horses or cows. Fig. 2 is an elevation and outside view of one side of the stable or stalls of Fig. 1. Fig. 3 is a vertical transverse section of Figs. 1 and 2.

Similar letters of reference indicate corresponding parts in the three figures.

This invention has for its object the preservation of horses or cattle in case a fire should occur in the house where they are stabled, and even should the fire be so great as to prevent persons entering the stable the animals may be readily and safely taken therefrom without danger to man or beast.

To this end my invention consists in placing hinged doors in the front of each stall, to which are attached the horse-box, rack, etc., in the same way as if a door was not there; and in placing suitable springs on the inside of the stable in a convenient place that will forcibly open the doors, when they are unlocked or unbolted by a system of bolts that are all operated simultaneously, so that any number of stalls may be opened instantly; as will be hereinafter described and represented.

To enable those skilled in the art to fully understand my invention I will proceed to describe its construction and operation.

My invention is especially intended for large livery stables where a great number of horses or cows are kept, where the animals are in great danger in the event of the stable taking fire.

In the drawings A, A, A, represent the stalls that are separated by partitions B, B, B, and otherwise constructed like any ordinary stable stalls.

C is the floor, and D, the side wall of wood or stone, in the end of the stalls. It is to be supposed that on one or both sides of the stable there will be an alley, street or opening of sufficient width to allow a horse to turn in it.

E, E, E are doors in front of each stall

in the side of the stable that open outward, which doors are of sufficient height and width to allow the horses to walk easily through the openings which they close. The horse box *a*, and rack *b*, are attached to these doors on their inside, as shown in Fig. 3, and the animals are tied to the doors.

G, G, G are springs that may be placed near the floor of the stable or at the top of the doors or in any out-of-the-way place so that they may be made to act against the doors to open them when they are not fastened. On the outside of the stable wall D, and extending along just above the doors is placed a rod H, which is capable of being moved in a direction with its length and to this rod is jointed the hooked lever bolts J, J, J, which extend down by the side of each door and are made to hold the doors in a closed state when they are in the position shown in Fig. 2.

K is a lever that is attached to one end of the rod H, and by which the rod is moved and the lever bolts J, operated. This lever may be locked when the doors are all closed so as to provide against the danger of its being casually moved, and consequently the opening of all the doors at each stall. Each door is furnished with a button *e*, that will keep them in a closed state without the lever bolts, if it should be found necessary to open one door without opening all the rest.

Now from this description of the general arrangement of my plan for providing for the escape of horses or cattle from a burning building it will be seen that the doors E, E, E, (any number of doors) may be all opened at a moment's warning, and the horses permitted to escape directly into the open air from each stall, however large the stable may be, or whatever number of stalls it may be furnished with. The plan is exceedingly simple and efficient for the purpose for which it is intended.

Having thus described my invention, what I claim as new, and desire to secure by Letters Patent, is—

The doors E, springs G, bar H, lever bolts J, and hand lever K, when the same are combined for joint action, and arranged substantially in the manner and for the purposes herein set forth.

WILLIAM E. MCINTIRE.

Witnesses:

WM. D. NORTHEED,
D. B. KIMBALL.