



US00D347696S

# United States Patent [19]

[11] Patent Number: **Des. 347,696**

**Tominaga**

[45] Date of Patent: **\*\* Jun. 7, 1994**

[54] **STERILIZER**

5,137,689	8/1992	Cantrell .....	422/300 X
5,217,698	6/1993	Siegel et al. ....	422/297 X
5,223,229	6/1993	Brucker .....	422/295 X

[75] Inventor: **Keaji Tominaga**, Tokyo, Japan

[73] Assignee: **Tomy Seiko Co., Ltd.**, Tokyo, Japan

*Primary Examiner*—A. Hugo Word  
*Assistant Examiner*—I. Simmons  
*Attorney, Agent, or Firm*—Levy, Zito & Grandinetti

[\*\*] Term: **14 Years**

[21] Appl. No.: **815,357**

### [57] CLAIM

[22] Filed: **Dec. 31, 1991**

The ornamental design for a sterilizer, as shown and described.

### [30] Foreign Application Priority Data

Aug. 5, 1991 [JP]	Japan .....	23552/1991
[52] U.S. Cl. ....		<b>D24/217</b>
[58] Field of Search .....	422/297, 292, 300, 303, 422/301, 215, 295, 299, 298; D24/216, 217, 231, 232	

### DESCRIPTION

FIG. 1 is a front elevation view of a sterilizer showing my new design;  
FIG. 2 is a rear elevation view thereof;  
FIG. 3 is a top plan view thereof;  
FIG. 4 is a bottom view thereof;  
FIG. 5 is a right side elevation view thereof;  
FIG. 6 is a left side elevation view thereof;  
FIG. 7 is a front perspective view thereof;  
FIG. 8 is a rear perspective view thereof; and,  
FIG. 9 is a front perspective view thereof, with the cover open.

### [56] References Cited

#### U.S. PATENT DOCUMENTS

D. 330,771	11/1992	Chaney et al. ....	D24/217
4,894,207	1/1990	Archer et al. ....	422/292
5,057,283	10/1991	Gruggenheim et al. ....	422/292 X




FIG. 1

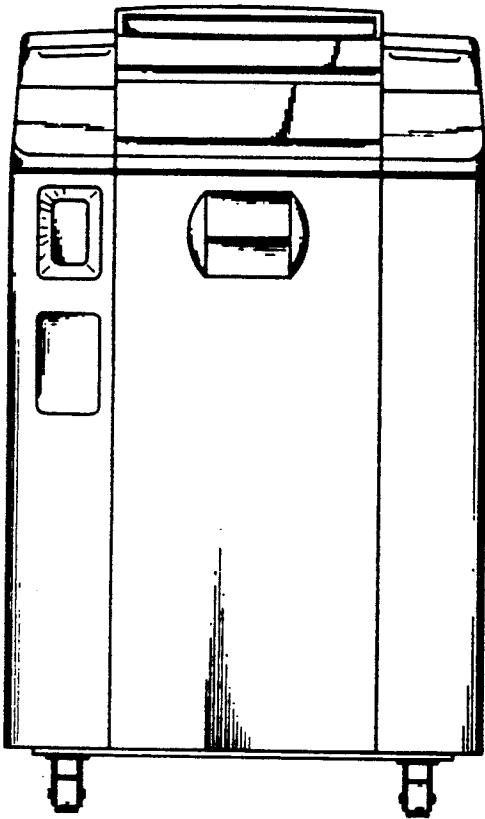


FIG. 2

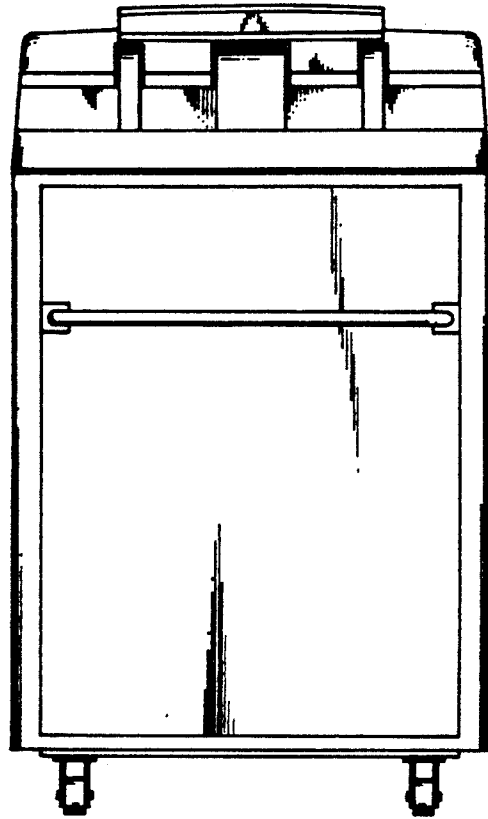


FIG. 3

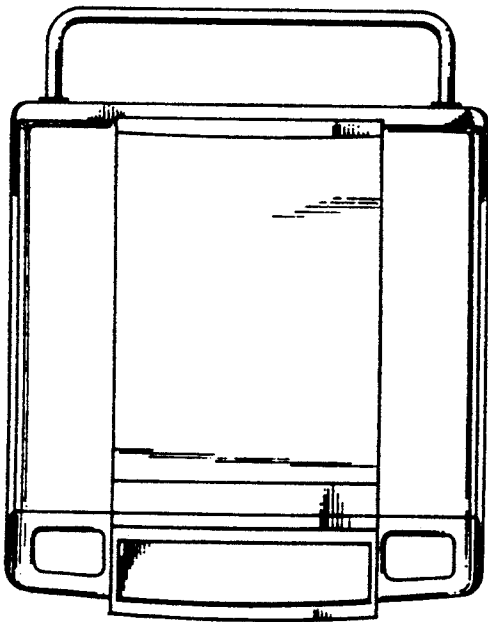


FIG. 4

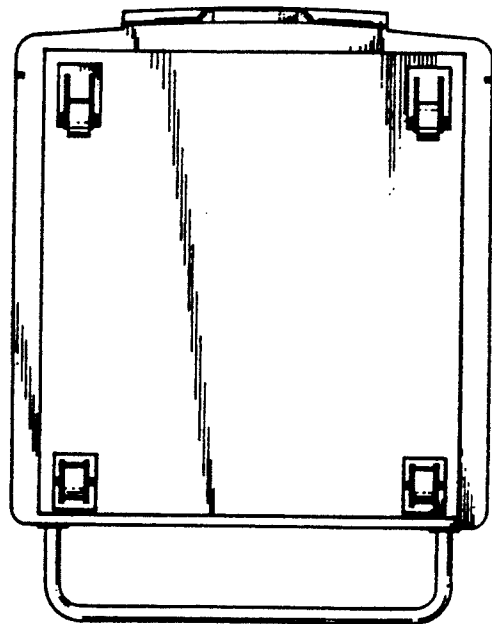


FIG. 5

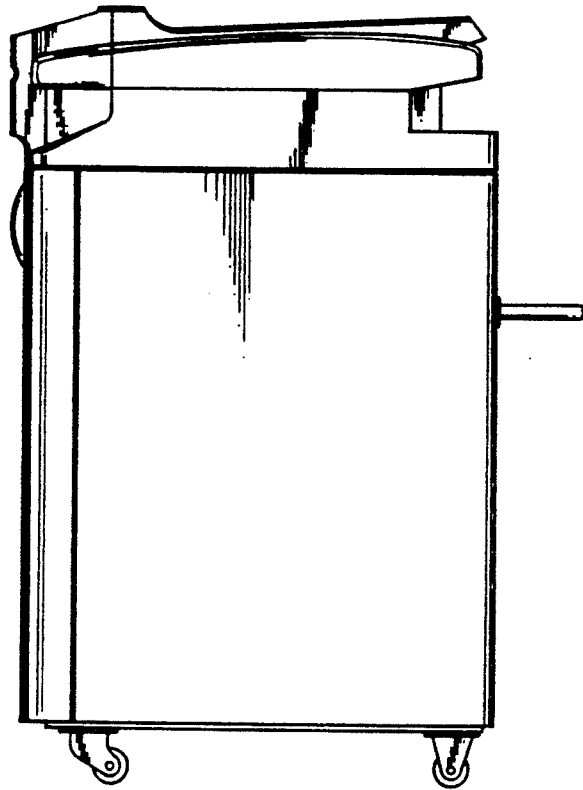


FIG. 6

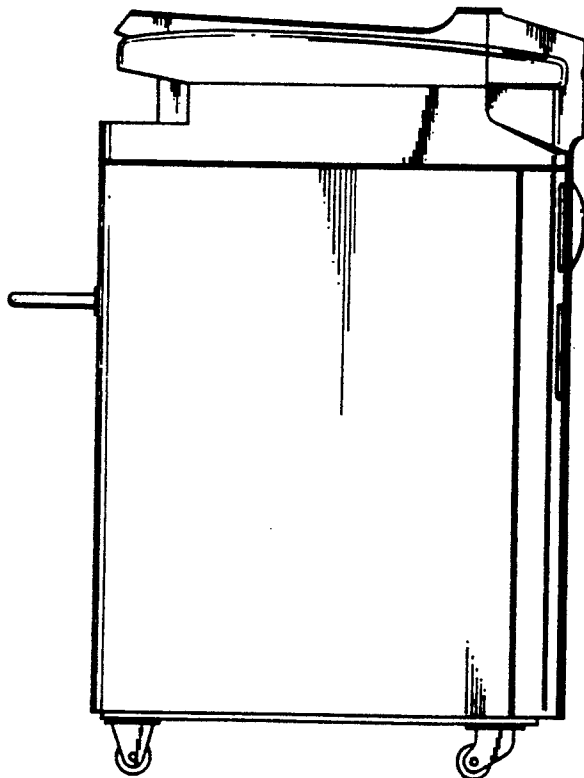


FIG. 7




FIG. 8

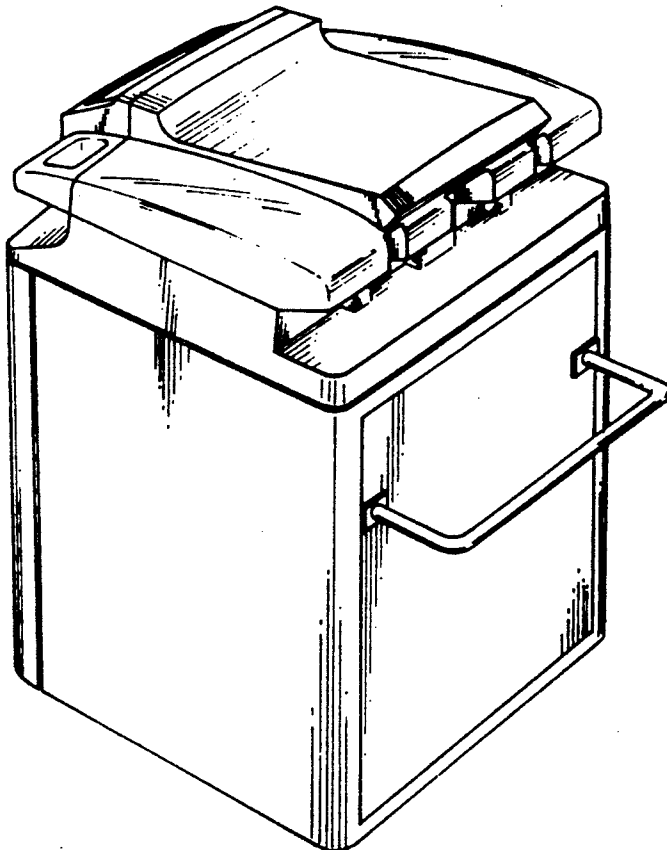


FIG. 9

