



US00D421388S

United States Patent [19]
Cummings

[11] **Patent Number: Des. 421,388**
[45] **Date of Patent: ** Mar. 7, 2000**

[54] **PUMP HEAD**

[75] Inventor: **Bruce Cummings**, New York, N.Y.

[73] Assignee: **Colgate-Palmolive Company**, New York, N.Y.

[**] Term: **14 Years**

[21] Appl. No.: **29/104,497**

[22] Filed: **Apr. 30, 1999**

[51] **LOC (6) Cl.** **09-07**

[52] **U.S. Cl.** **D9/448**

[58] **Field of Search** D9/300, 447, 448;
D23/226; 222/153.1-153.14, 383.1-385;
239/333

[56] **References Cited**

U.S. PATENT DOCUMENTS

D. 275,078	8/1984	Wassergord et al.	D9/300
D. 400,102	10/1998	Tada	D9/448
D. 409,918	5/1999	Wadsworth et al.	D9/448
5,147,074	9/1992	Battegazzore	222/383.1
5,706,984	1/1998	Tada et al.	222/383.1 X

Primary Examiner—Cathron B. Matta
Attorney, Agent, or Firm—Michael McGreal

[57] **CLAIM**

The ornamental design for a pump head, as shown and described.

DESCRIPTION

FIG. 1 is a front elevation view of the pump head of my design.

FIG. 2 is a rear elevation view thereof.

FIG. 3 is a right side elevation view thereof.

FIG. 4 is a left side elevation view thereof.

FIG. 5 is a top plan view thereof.

FIG. 6 is a bottom plan view thereof.

FIG. 7 is a front elevation view of a first alternate embodiment thereof.

FIG. 8 is a rear side elevation view thereof.

FIG. 9 is a right side elevation view thereof.

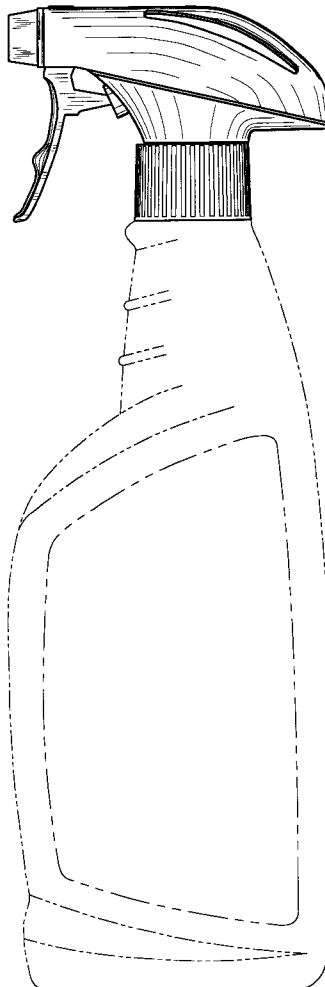
FIG. 10 is a left side elevation view thereof.

FIG. 11 is a top plan view thereof; and,

FIG. 12 is a bottom plan view thereof.

The broken line showing of a container is for illustrative purposes only and forms no part of the claimed design.

1 Claim, 8 Drawing Sheets



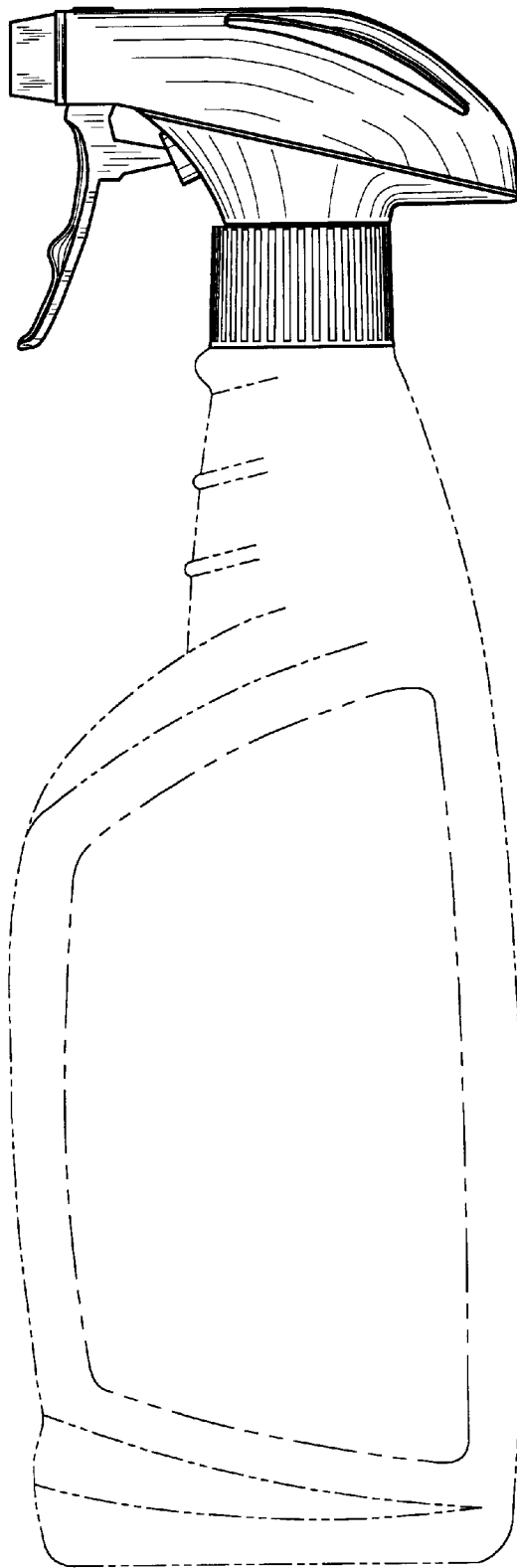


Fig. 1

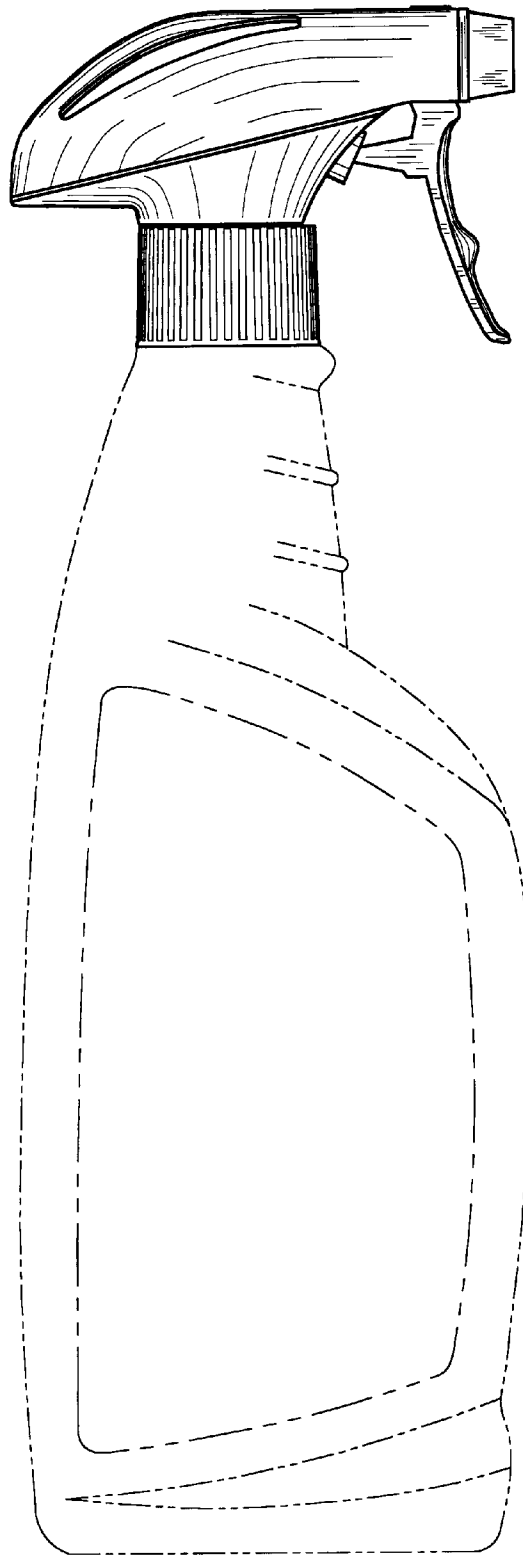


Fig. 2




Fig. 3

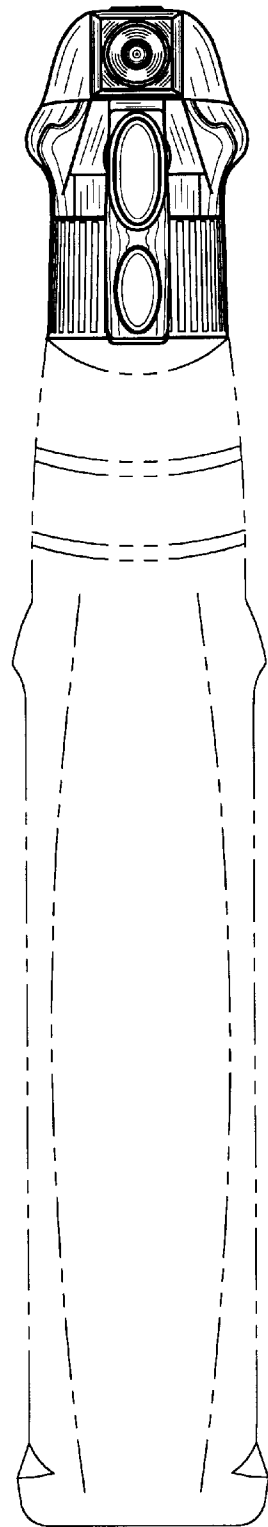


Fig. 4

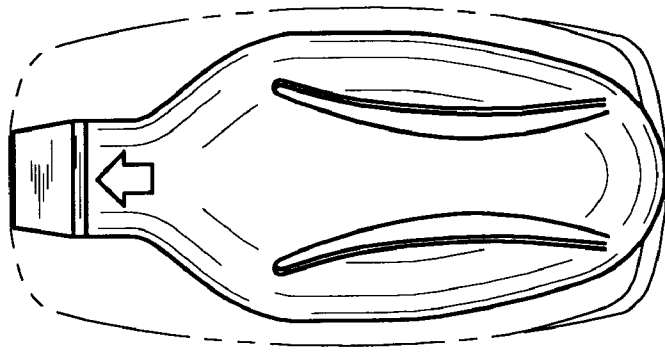


Fig. 5

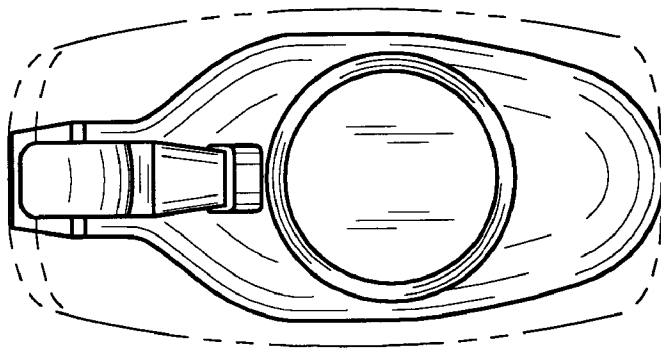


Fig. 6

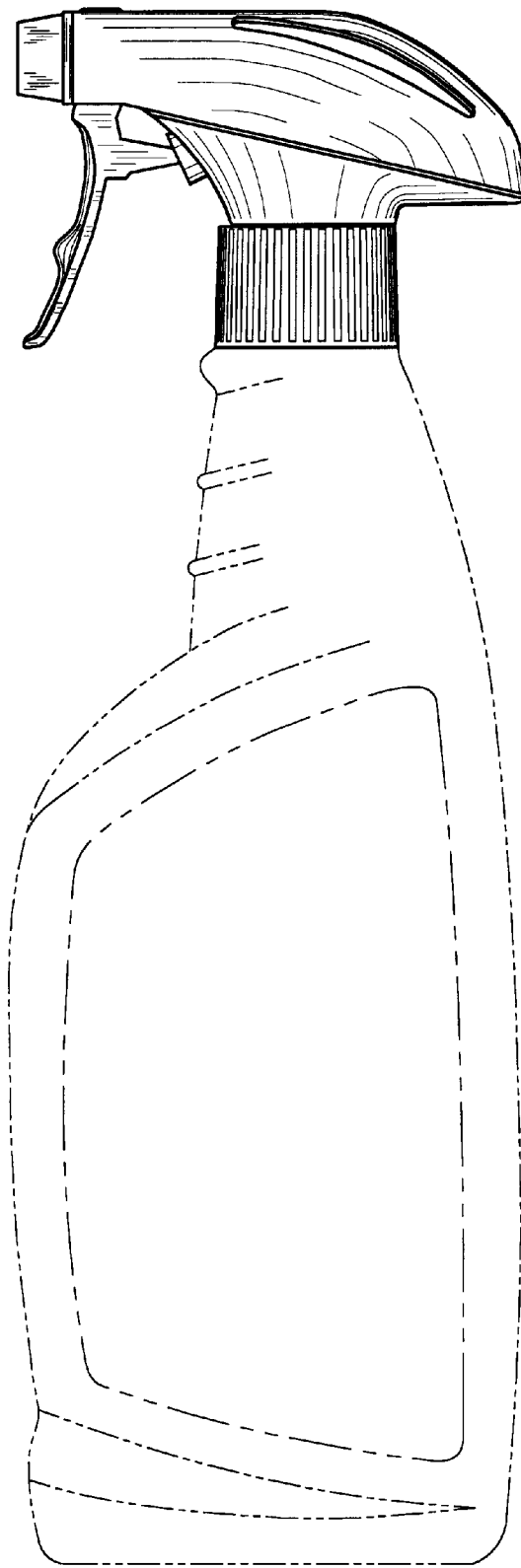


Fig. 7

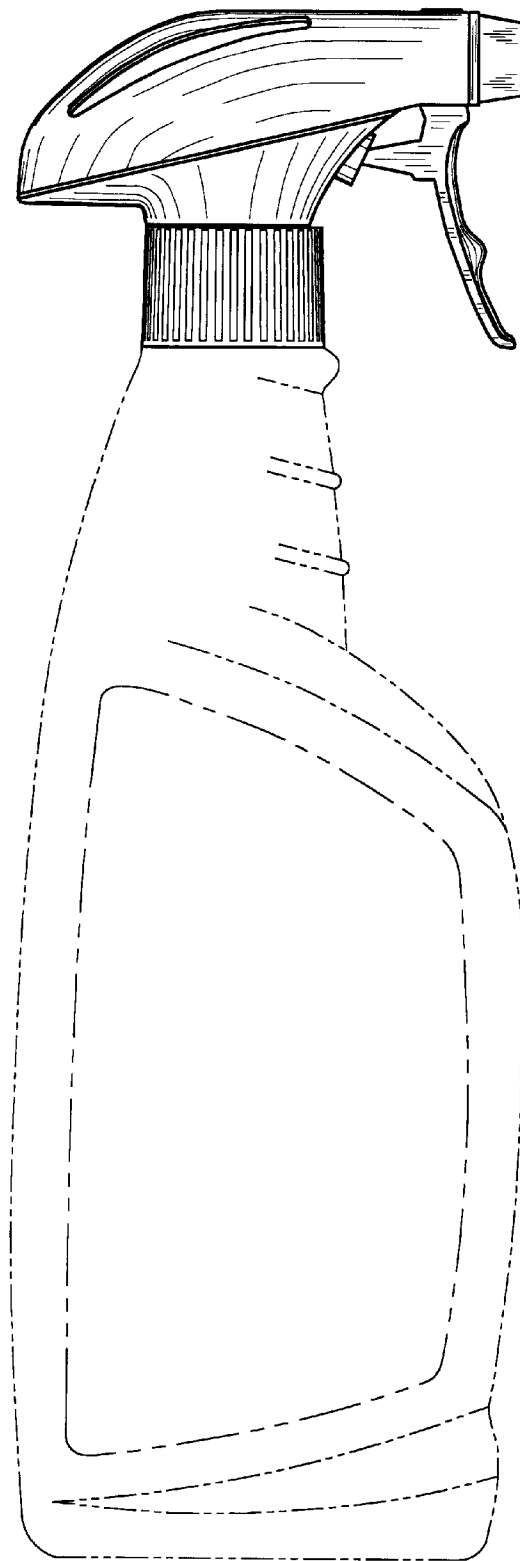


Fig. 8




Fig. 9

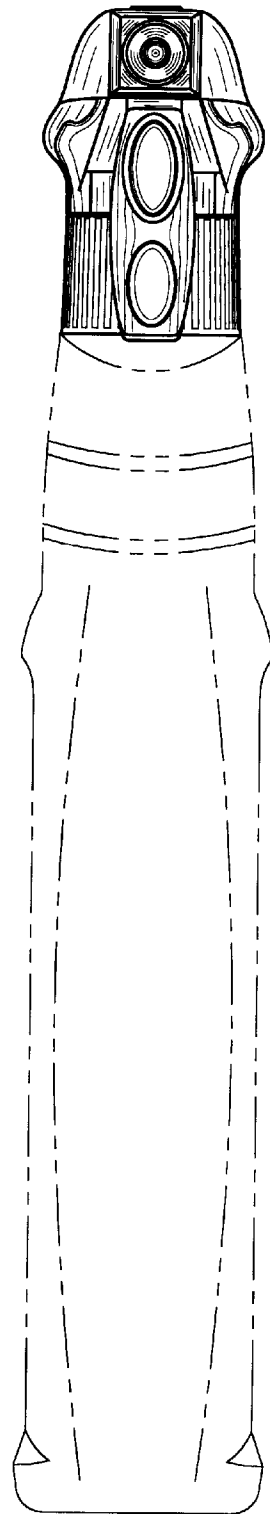


Fig. 10

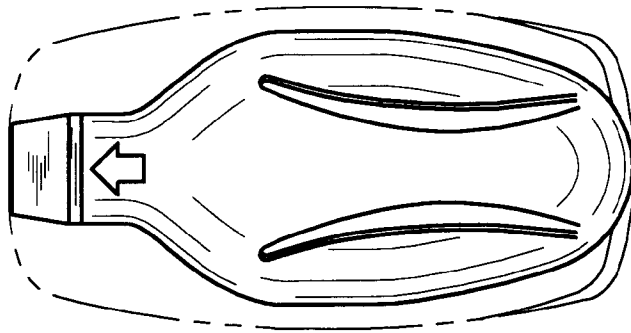


Fig. 11

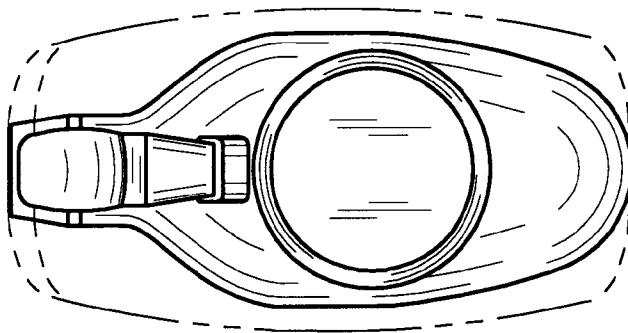


Fig. 12