



(12) **DEMANDE DE BREVET CANADIEN
CANADIAN PATENT APPLICATION**

(13) **A1**

(86) Date de dépôt PCT/PCT Filing Date: 2017/03/17
(87) Date publication PCT/PCT Publication Date: 2017/09/21
(85) Entrée phase nationale/National Entry: 2018/09/11
(86) N° demande PCT/PCT Application No.: US 2017/023093
(87) N° publication PCT/PCT Publication No.: 2017/161349
(30) Priorités/Priorities: 2016/03/18 (US62/310,364);
2016/06/28 (US62/355,382); 2016/09/17 (US62/396,140)

(51) Cl.Int./Int.Cl. *A61K 31/7064* (2006.01),
A61K 31/7076 (2006.01), *A61K 31/708* (2006.01),
A61K 31/7084 (2006.01), *C07H 19/11* (2006.01),
C07H 19/213 (2006.01)
(71) Demandeurs/Applicants:
IMMUNE SENSOR, LLC, US;
THE BOARD OF REGENTS OF THE UNIVERSITY OF
TEXAS SYSTEM, US
(72) Inventeurs/Inventors:
ZHONG, BOYU, US;
SUN, LIJUN, US;
WEI, QI, US;
DAI, YUANWEI, US; ...

(54) Titre : COMPOSES DI-NUCLEOTIDES CYCLIQUES ET LEURS PROCEDES D'UTILISATION
(54) Title: CYCLIC DI-NUCLEOTIDE COMPOUNDS AND METHODS OF USE

(57) Abrégé/Abstract:

Disclosed are cyclic-di-nucleotide cGAMP analogs, methods of synthesizing the compounds, pharmaceutical compositions comprising the compounds thereof, and use of compounds and compositions in medical therapy.

(72) Inventeurs(suite)/Inventors(continued): CHEN, CHUO, US; CHEN, ZHIJIAN, US; SHI, HEPING, US

(74) Agent: BCF LLP

(12) INTERNATIONAL APPLICATION PUBLISHED UNDER THE PATENT COOPERATION TREATY (PCT)

(19) World Intellectual Property
Organization
International Bureau(43) International Publication Date
21 September 2017 (21.09.2017)

WIPO | PCT

(10) International Publication Number
WO 2017/161349 A1

(51) International Patent Classification:

A61K 31/7064 (2006.01) C07H 19/11 (2006.01)
A61K 31/7068 (2006.01) C07H 19/213 (2006.01)
A61K 31/708 (2006.01)

(21) International Application Number:

PCT/US2017/023093

(22) International Filing Date:

17 March 2017 (17.03.2017)

(25) Filing Language:

English

(26) Publication Language:

English

(30) Priority Data:

62/310,364	18 March 2016 (18.03.2016)	US
62/355,382	28 June 2016 (28.06.2016)	US
62/396,140	17 September 2016 (17.09.2016)	US

(71) Applicants: **IMMUNE SENSOR, LLC** [US/US]; 2110 Research Row, Suite 610, Dallas, Texas 75235 (US). **THE BOARD OF REGENTS OF THE UNIVERSITY OF TEXAS SYSTEM** [US/US]; 201 West 7th 78701, Austin, TX 78701 (US).

(72) Inventors: **ZHONG, Boyu**; 700 Krohn Court, Irving, Texas 75038 (US). **SUN, Lijun**; 8820 Southwestern blvd, apt 1102, Dallas, Texas 75206 (US). **WEI, Qi**; 4538 Glenwick Ln., Dallas, Texas 75205 (US). **DAI, Yuanwei**; 5720 Forest Park Rd, Apt. 2302, Dallas, Texas 75235 (US). **CHEN, Chuo**; 3483 McFarlin blvd, Dallas, Texas 75205 (US). **CHEN, Zhijian**; 3453 Purdue Ave, Dallas, Texas 75225 (US).

(74) Agent: **WEINTRAUB, Jacob G.**; JWIP & Patent Services, LLC, 670 Depot Street, PO Box 1265, Easton, MA 02334 (US).

(81) Designated States (*unless otherwise indicated, for every kind of national protection available*): AE, AG, AL, AM, AO, AT, AU, AZ, BA, BB, BG, BH, BN, BR, BW, BY, BZ, CA, CH, CL, CN, CO, CR, CU, CZ, DE, DJ, DK, DM, DO, DZ, EC, EE, EG, ES, FI, GB, GD, GE, GH, GM, GT, HN, HR, HU, ID, IL, IN, IR, IS, JP, KE, KG, KH, KN, KP, KR, KW, KZ, LA, LC, LK, LR, LS, LU, LY, MA, MD, ME, MG, MK, MN, MW, MX, MY, MZ, NA, NG, NI, NO, NZ, OM, PA, PE, PG, PH, PL, PT, QA, RO, RS, RU, RW, SA, SC, SD, SE, SG, SK, SL, SM, ST, SV, SY, TH, TJ, TM, TN, TR, TT, TZ, UA, UG, US, UZ, VC, VN, ZA, ZM, ZW.

(84) Designated States (*unless otherwise indicated, for every kind of regional protection available*): ARIPO (BW, GH, GM, KE, LR, LS, MW, MZ, NA, RW, SD, SL, ST, SZ, TZ, UG, ZM, ZW), Eurasian (AM, AZ, BY, KG, KZ, RU, TJ, TM), European (AL, AT, BE, BG, CH, CY, CZ, DE, DK, EE, ES, FI, FR, GB, GR, HR, HU, IE, IS, IT, LT, LU, LV, MC, MK, MT, NL, NO, PL, PT, RO, RS, SE, SI, SK, SM, TR), OAPI (BF, BJ, CF, CG, CI, CM, GA, GN, GQ, GW, KM, ML, MR, NE, SN, TD, TG).

Published:

- with international search report (Art. 21(3))
- before the expiration of the time limit for amending the claims and to be republished in the event of receipt of amendments (Rule 48.2(h))

(54) Title: CYCLIC DI-NUCLEOTIDE COMPOUNDS AND METHODS OF USE

(57) Abstract: Disclosed are cyclic-di-nucleotide cGAMP analogs, methods of synthesizing the compounds, pharmaceutical compositions comprising the compounds thereof, and use of compounds and compositions in medical therapy.



WO 2017/161349 A1

CYCLIC DI-NUCLEOTIDE COMPOUNDS AND METHODS OF USE

CROSS-REFERENCE TO RELATED APPLICATIONS

[001] This application claims the benefit of U.S. Provisional Application No. 62/310,364, filed March 18, 2016, U.S. Provisional Application No. 62/355,382, filed June 28, 2016, and U.S. Provisional Application No. 62/396,140, filed September 17, 2016, the entire contents of each of which is hereby incorporated by reference herein.

TECHNICAL FIELD

[002] The present invention provides novel cyclic di-nucleotide cGAMP analogs, pharmaceutical compositions thereof, their synthetic methods and their use in medical therapy. In particular, the compounds of the invention enhance the body's immune responses by activating STING (Stimulator of Interferon Genes) and are useful for the immunotherapy of cancer, infectious diseases and immune disorders. The compounds are also useful as adjuvants for developing vaccines against cancer and infectious diseases.

BACKGROUND

[003] Cytosolic DNA induces type-I interferons and other cytokines that are important for immune defense against microbial infections and malignant cells but can also result in autoimmunity. This DNA signaling pathway requires the adaptor protein STING (Stimulator of Interferon Genes) and the transcription factor IRF3, but the mechanism of DNA sensing was unclear until recently. WO 2014099824 to The University of Texas disclosed that mammalian cytosolic extracts synthesized cyclic-GMP-AMP (cGAMP) in vitro from ATP and GTP in the presence of DNA but not RNA. DNA transfection or DNA virus infection of mammalian cells also triggered cGAMP production. cGAMP bound to STING, lead to the activation of IRF3 and induction of type-I interferons including interferon- β (IFN- β). Thus, cGAMP represents the first cyclic di-nucleotide in metazoa and it functions as an endogenous second messenger that triggers interferon production in response to cytosolic DNA.

[004] Through biochemical fractionation and quantitative mass spectrometry, the inventors on WO 2014099824 also identified a cGAMP synthase (cGAS), which belongs to the nucleotidyltransferase family. Overexpression of cGAS activated the transcription factor

IRF3 and induced IFN in a STING- dependent manner. Knockdown of cGAS inhibited IRF3 activation and IFN induction by DNA transfection or DNA virus infection. cGAS bound to DNA in the cytoplasm and catalyzed cGAMP synthesis. These results indicate that cGAS is a cytosolic DNA sensor that induces interferons by producing the second messenger cGAMP. The inventors on WO 2014099824 also determined that the second messenger cGAMP they isolated and synthesized contains two phosphodiester linkages, one between the 2'-OH of GMP and 5'-phosphate of AMP, and the other between the 3'-OH of AMP and 5'-phosphate of GMP; this molecule is referred to as 2'3'-cGAMP.

[005] Several additional patents applications in this field have henceforth published:

[006] US20140205653 and US 20140341976 to Aduro Biotech disclose cyclic-dinucleotide (CDN) compounds that activate and inhibit STING, respectively. In particular, the CDNs of the invention are provided in the form of a composition comprising one or more cyclic purine dinucleotides which activate or inhibit STING-dependent TBK1 activation and the resulting production of type I interferon.

[007] WO 2015077354 A1 to The University of Chicago discloses Methods and compositions for treating cancer by intratumorally administering a stimulator of interferon genes (STING) agonist. In some embodiments, there are provided compositions and methods concerning methods for treating cancer in a subject comprising administering to the subject an effective amount of a stimulator of interferon genes (STING) agonist, wherein the STING agonist is administered intratumorally.

[008] WO 2015161762 to Fudan University discloses the use of cyclic dinucleotide cGAMP for preparing antitumor drugs, wherein the tumor is gastric cancer, lung cancer, colon cancer, liver cancer, prostate cancer or pancreatic cancer. cGAMP was shown to inhibit the growth of human tumor cell lines in immune compromised mice.

[009] WO 2015185565 to GlaxoSmithKline discloses a class of cyclic dinucleotide compounds, or a pharmaceutically acceptable salt and tautomers thereof, compositions, combinations and medicaments containing said compounds and processes for their preparation. The invention also relates to the use of said compounds, combinations, compositions and medicaments, in the treatment of diseases and conditions in which modulation of STING is beneficial, for example inflammation, allergic and autoimmune diseases, infectious diseases, cancer and as vaccine adjuvants.

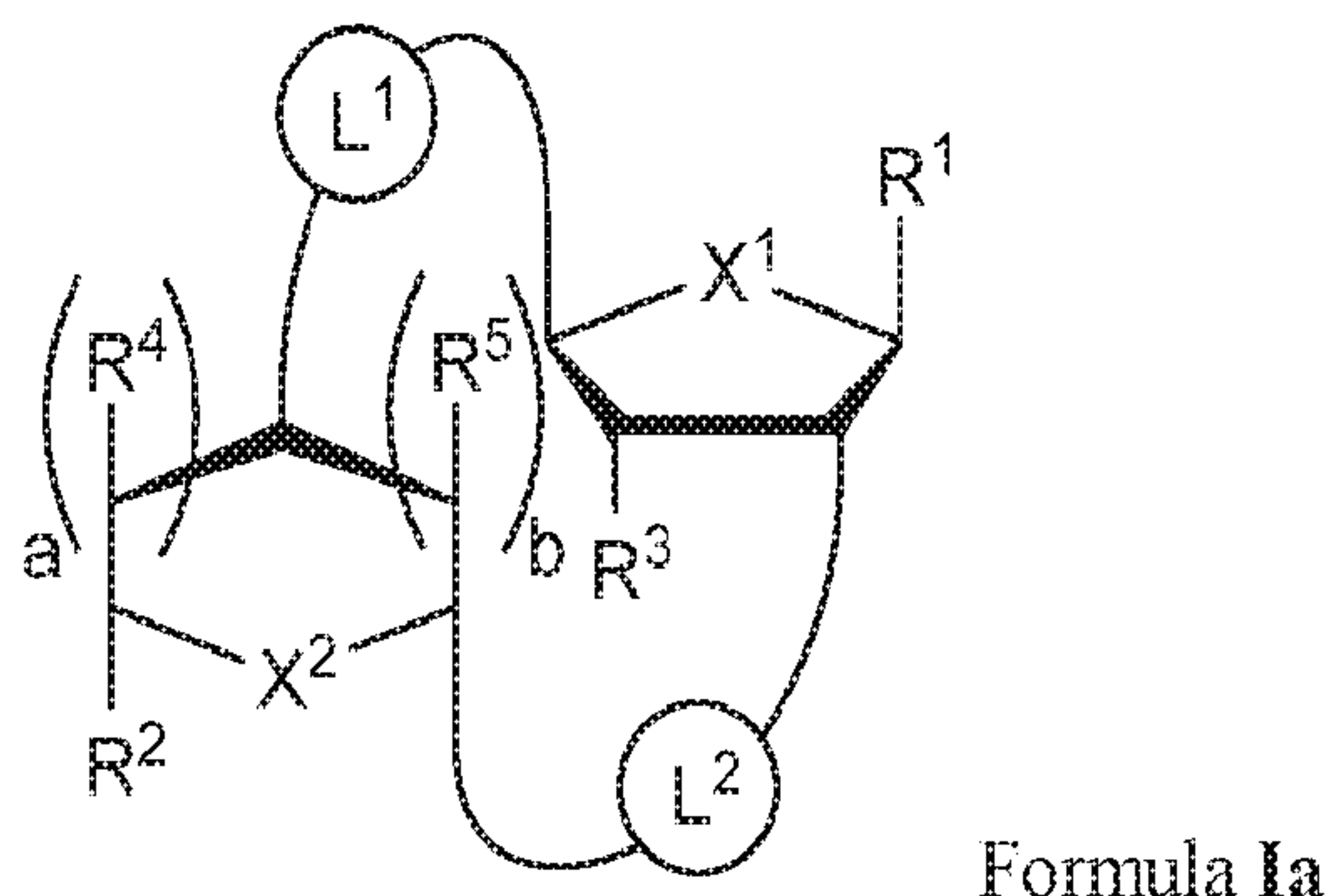
[010] WO 2014179335 to Memorial Sloan Kettering Cancer Center discloses compositions, methods, kits, and assays related to the use and/or exploitation of isomers of cGAMP as well as the structure of the enzyme cGAS.

[011] There is still a need for the discovery and development of new cyclic dinucleotide cGAMP analogs for use in medical therapy. Specifically, cGAMP analogues with better potency, stability and specificity than endogenous cGAMP are still needed. cGAMP analogues with superior safety and efficacy in animal models of human diseases, including cancer and infectious diseases, have yet to be developed.

SUMMARY OF THE INVENTION

[012] Formula I encompasses Formula Ia – ii.

[013] In one aspect, the present invention provides a compound of Formula Ia

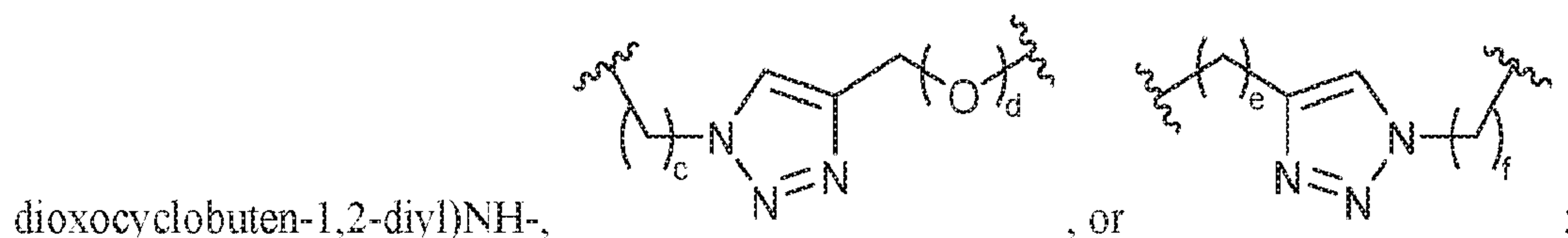


wherein:

a and b are independently 0 or 1 and $a + b = 1$, when a is 1, b is 0 and R^5 is not present; and when a is 0, b is 1 and R^4 is not present;

X^1 and X^2 are independently O, S or Se in a five-membered ring;

L^1 , starting from the carbon alpha to X^1 , and L^2 , starting from the carbon alpha to X^2 , are independently $-\text{CH}_2\text{O}-\text{P}(\text{O})\text{R}^6-\text{O}-$, $-\text{CH}_2\text{O}-\text{P}(\text{S})\text{R}^6-\text{O}-$, $-\text{C}(\text{Y}^1)(\text{Y}^2)\text{O}-\text{P}(\text{O})\text{R}^6-\text{C}(\text{Y}^3)(\text{Y}^4)-$, $-\text{CH}_2\text{NHSO}_2\text{NH}-$, $-\text{CH}_2\text{NHC}(\text{O})\text{NH}-$, $-\text{CH}_2\text{NHC}(\text{S})\text{NH}-$, $-\text{CH}_2\text{NHC}(\text{NH})\text{NH}-$, $-\text{CH}_2\text{NHC}(\text{O})\text{CH}_2-$, $-\text{CH}_2\text{NHSO}_2\text{CH}_2-$, $-\text{CH}_2\text{CH}_2\text{C}(\text{O})\text{NH}-$, $-\text{CH}_2\text{CH}_2\text{SO}_2\text{NH}-$, $-\text{CH}_2\text{NH}(3,4-$



c is 0, 1, or 2;

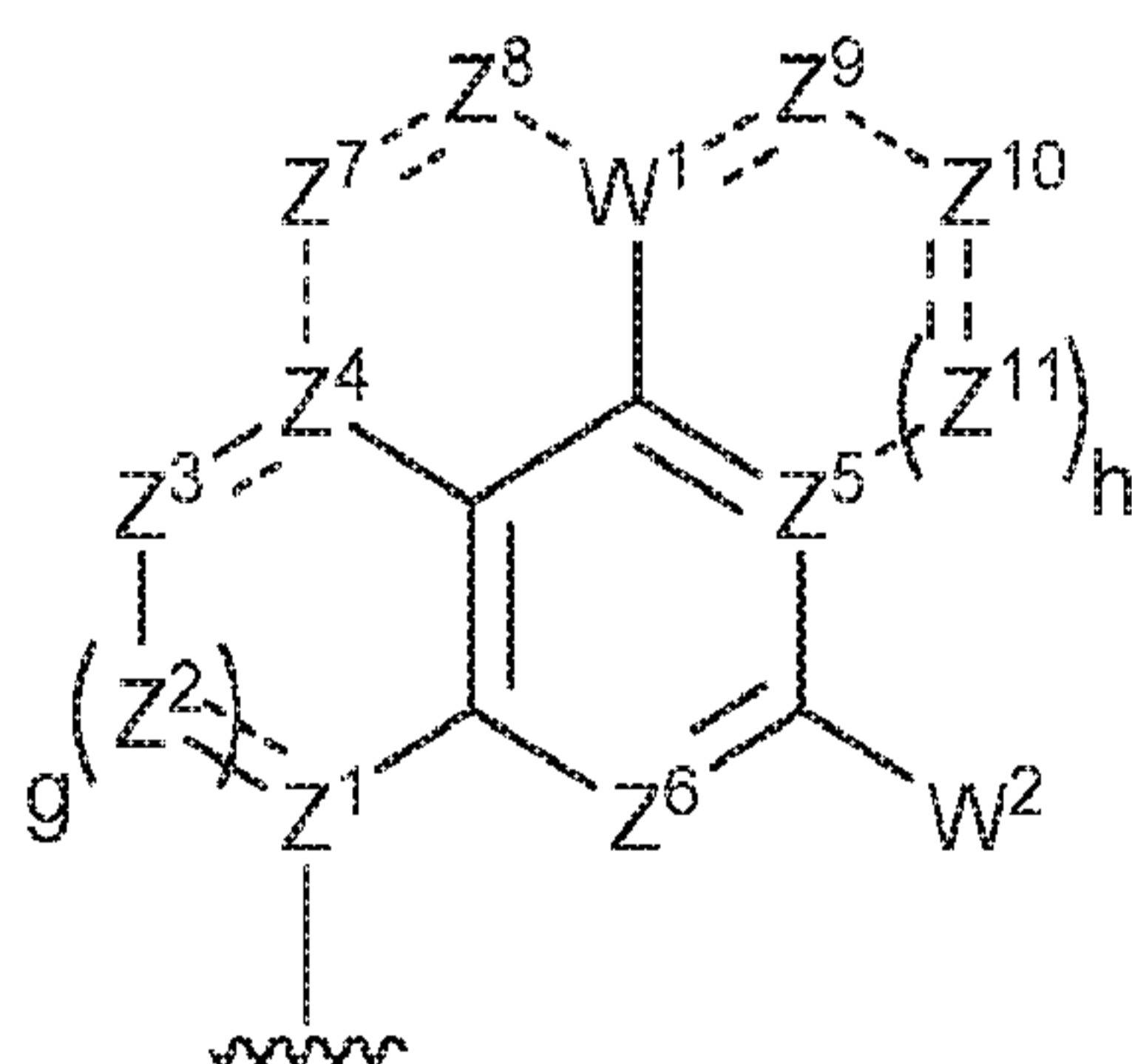
d, e, and f are independently 0 or 1;

Y^1 , Y^2 , Y^3 , and Y^4 are independently H or F;

R^6 is hydroxyl, thiol, C_{1-6} alkyl, C_{1-6} alkyl selectively functionalized with one or more halogen, thiol, hydroxyl, carbonyl, carboxyl, carbonyloxy, C_{1-6} alkoxy, C_{1-6} hydroxyalkoxy, amino, C_{1-6} alkylamino, di(C_{1-6} alkyl)amino, or azido groups, C_{1-6} alkoxy, C_{1-6} alkoxy selectively functionalized with one or more halogen, thiol, hydroxyl, carbonyl, carboxyl, carbonyloxy, C_{1-6} hydroxyalkoxy, amino, C_{1-6} alkylamino, di(C_{1-6} alkyl)amino, or azido groups, C_{3-5} alkenyl-O-, C_{3-5} alkynyl-O-, oligo(ethylene glycol), poly(ethylene glycol), borano ($-BH_3^-$), or $-NR^7R^8$;

R^7 and R^8 are independently hydrogen, C_{1-6} alkyl, C_{1-6} alkyl selectively functionalized with one or more halogen, thiol, hydroxyl, carbonyl, carboxyl, carbonyloxy, C_{1-6} alkoxy, C_{1-6} hydroxyalkoxy, amino, C_{1-6} alkylamino, di(C_{1-6} alkyl)amino, or azido groups, cyclic $-(C_{1-6}alkyl)-$, cyclic $-(C_{1-6}alkyl)-$ selectively functionalized with one or more halogen, thiol, hydroxyl, carbonyl, carboxyl, carbonyloxy, C_{1-6} alkoxy, C_{1-6} hydroxyalkoxy, amino, C_{1-6} alkylamino, or di(C_{1-6} alkyl)amino groups, cyclic $-(C_{1-6}oxaalkyl)-$, or cyclic $-(C_{1-6}oxaalkyl)-$ selectively functionalized with one or more halogen, thiol, hydroxyl, carbonyl, carboxyl, carbonyloxy, C_{1-6} hydroxyalkoxy, amino, C_{1-6} alkylamino, or di(C_{1-6} alkyl)amino groups;

R^1 and R^2 are independently aromatic rings or heteroaromatic rings with the following general structure including its tautomeric forms:



g and h are independently 0 or 1;

W^1 and W^2 are independently hydrogen, halogen, hydroxyl, C_{1-6} alkyl, C_{1-6} alkyl selectively functionalized with one or more halogen, thiol, hydroxyl, carbonyl, carboxyl, carbonyloxy, C_{1-6} alkoxy, C_{1-6} hydroxyalkoxy, amino, C_{1-6} alkylamino, di(C_{1-6} alkyl)amino, or azido groups, C_{1-6} alkoxy, C_{1-6} alkoxy selectively functionalized with one or more halogen, thiol, hydroxyl, carbonyl, carboxyl, carbonyloxy, C_{1-6}

hydroxyalkoxy, amino, C₁₋₆alkylamino, di(C₁₋₆alkyl)amino, or azido groups, C₃₋₆alkenyl-O-, C₃₋₆alkynyl-O-, oligo(ethylene glycol), poly(ethylene glycol), azido, or -NR⁷R⁸;

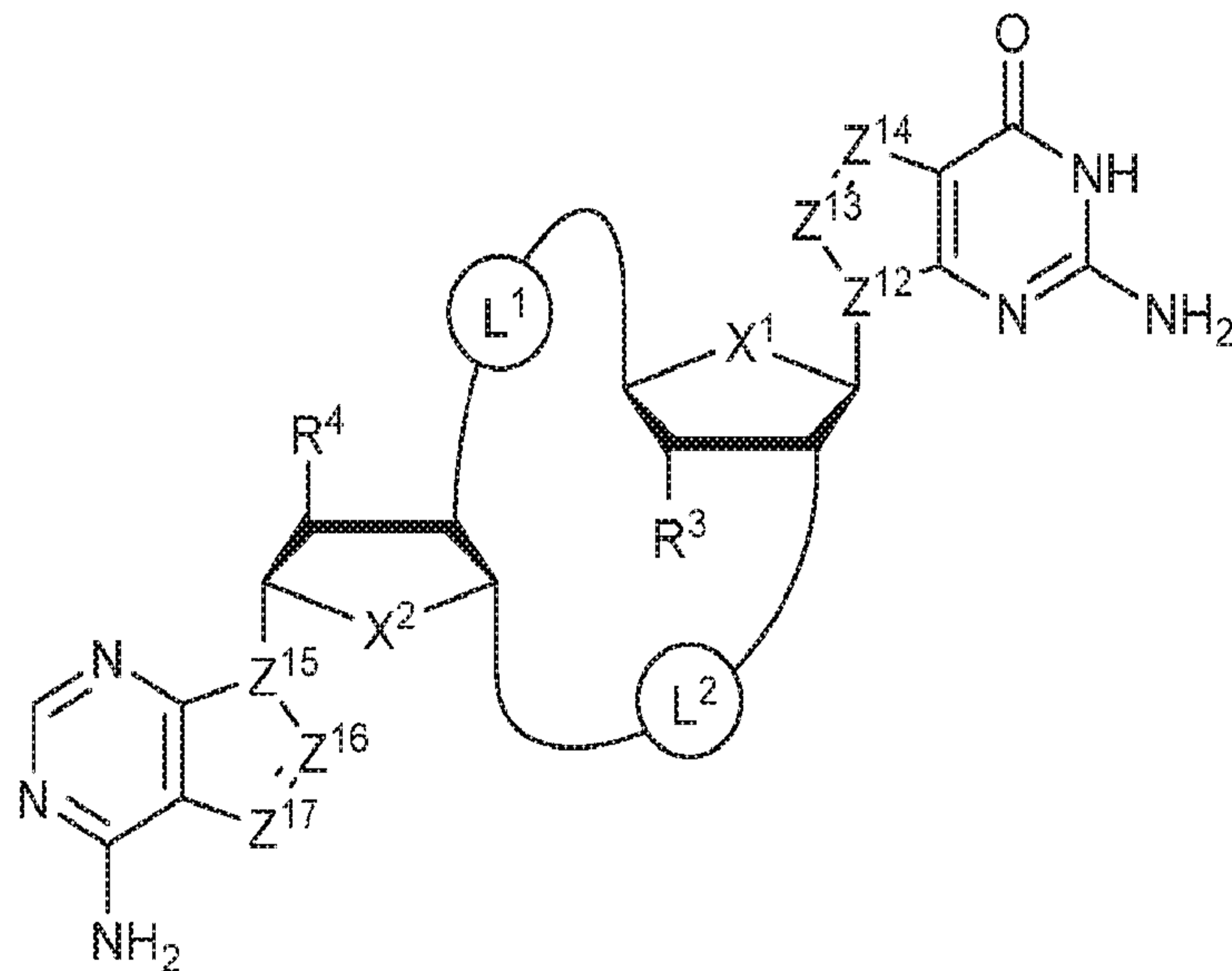
Z¹, Z², Z³, Z⁴, Z⁵, and Z⁶ are independently CH or N;

if present, Z⁷, Z⁸, Z⁹, Z¹⁰, and Z¹¹ are independently CH or N, and then W¹ is CH or N; and

R³, R⁴, and R⁵ are independently hydrogen, halogen, hydroxyl, amino, C₁₋₆alkyl, C₁₋₆alkyl selectively functionalized with one or more halogen, thiol, hydroxyl, carbonyl, carboxyl, carbonyloxy, C₁₋₆alkoxy, C₁₋₆hydroxyalkoxy, amino, C₁₋₆alkylamino, di(C₁₋₆alkyl)amino, or azido groups, C₁₋₆alkoxy, C₁₋₆alkoxy selectively functionalized with one or more halogen, thiol, hydroxyl, carbonyl, carboxyl, carbonyloxy, C₁₋₆hydroxyalkoxy, amino, C₁₋₆alkylamino, di(C₁₋₆alkyl)amino, or azido groups, C₃₋₆alkenyl-O-, C₃₋₆alkynyl-O-, oligo(ethylene glycol), poly(ethylene glycol), azido, or -NR⁷R⁸;

or a pharmaceutically acceptable salt thereof.

[014] In one embodiment, the present invention provides a compound of Formula **Ib**



Formula **Ib**

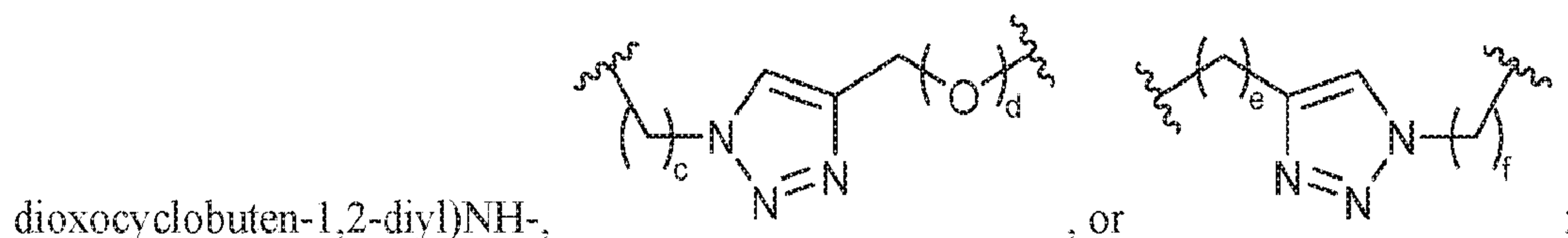
wherein:

X¹ and X² are independently O, S or Se;

Z¹², Z¹³, Z¹⁴, Z¹⁵, Z¹⁶, and Z¹⁷ are independently CH or N;

L¹, starting from the carbon alpha to X¹, and L², starting from the carbon alpha to X², are independently -CH₂O-P(O)R⁶-O-, -CH₂O-P(S)R⁶-O-, -C(Y¹)(Y²)O-P(O)R⁶-C(Y³)(Y⁴)-, -

CH₂NHSO₂NH-, -CH₂NHC(O)NH-, -CH₂NHC(S)NH-, -CH₂NHC(NH)NH-, -
 CH₂NHC(O)CH₂-, -CH₂NHSO₂CH₂-, -CH₂CH₂C(O)NH-, -CH₂CH₂SO₂NH-, -CH₂NH(3,4-



c is 0, 1, or 2;

d, e, and f are independently 0 or 1;

Y¹, Y², Y³, and Y⁴ are independently H or F;

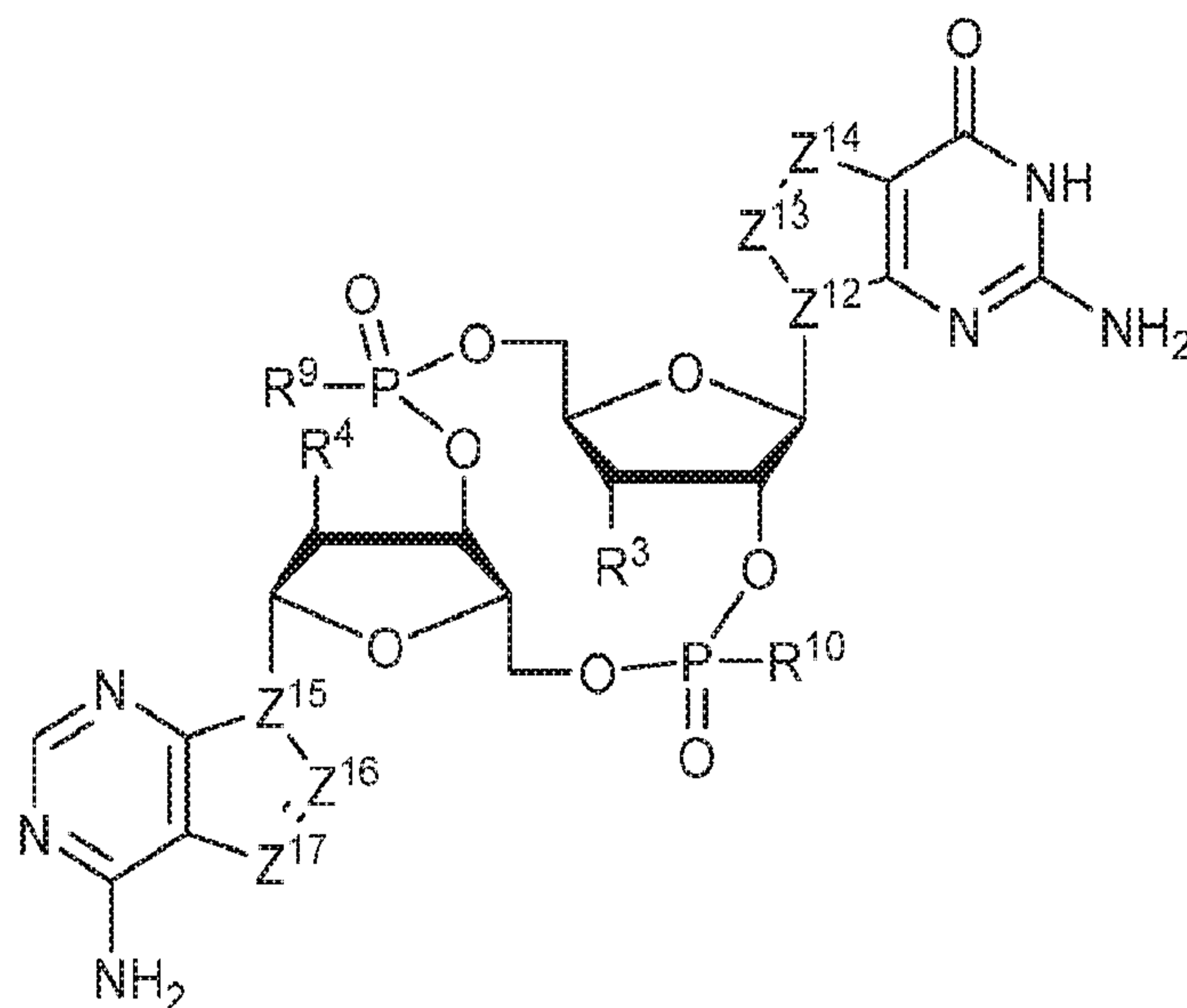
R⁶ is hydroxyl, thiol, C₁₋₆alkyl, C₁₋₆alkyl selectively functionalized with one or more halogen, thiol, hydroxyl, carbonyl, carboxyl, carbonyloxy, C₁₋₆alkoxy, C₁₋₆hydroxyalkoxy, amino, C₁₋₆alkylamino, di(C₁₋₆alkyl)amino, or azido groups, C₁₋₆alkoxy, C₁₋₆alkoxy selectively functionalized with one or more halogen, thiol, hydroxyl, carbonyl, carboxyl, carbonyloxy, C₁₋₆hydroxyalkoxy, amino, C₁₋₆alkylamino, di(C₁₋₆alkyl)amino, or azido groups, C₃₋₅alkenyl-O-, C₃₋₅alkynyl-O-, oligo(ethylene glycol), poly(ethylene glycol), borano (-BH₃⁻), or -NR⁷R⁸;

R⁷ and R⁸ are independently hydrogen, C₁₋₆alkyl, C₁₋₆alkyl selectively functionalized with one or more halogen, thiol, hydroxyl, carbonyl, carboxyl, carbonyloxy, C₁₋₆alkoxy, C₁₋₆hydroxyalkoxy, amino, C₁₋₆alkylamino, di(C₁₋₆alkyl)amino, or azido groups, cyclic -(C₁₋₆alkyl)-, cyclic -(C₁₋₆alkyl)-selectively functionalized with one or more halogen, thiol, hydroxyl, carbonyl, carboxyl, carbonyloxy, C₁₋₆alkoxy, C₁₋₆hydroxyalkoxy, amino, C₁₋₆alkylamino, or di(C₁₋₆alkyl)amino groups, cyclic -(C₁₋₆oxaalkyl)-, or cyclic -(C₁₋₆oxaalkyl)-selectively functionalized with one or more halogen, thiol, hydroxyl, carbonyl, carboxyl, carbonyloxy, C₁₋₆hydroxyalkoxy, amino, C₁₋₆alkylamino, or di(C₁₋₆alkyl)amino groups; and

R³ and R⁴ are independently hydrogen, halogen, hydroxyl, amino, C₁₋₆alkyl, C₁₋₆alkyl selectively functionalized with one or more halogen, thiol, hydroxyl, carbonyl, carboxyl, carbonyloxy, C₁₋₆alkoxy, C₁₋₆hydroxyalkoxy, amino, C₁₋₆alkylamino, di(C₁₋₆alkyl)amino, or azido groups, C₁₋₆alkoxy, C₁₋₆alkoxy selectively functionalized with one or more halogen, thiol, hydroxyl, carbonyl, carboxyl, carbonyloxy, C₁₋₆hydroxyalkoxy, amino, C₁₋₆alkylamino, di(C₁₋₆alkyl)amino, or azido groups, C₃₋₅alkenyl-O-, C₃₋₅alkynyl-O-, oligo(ethylene glycol), poly(ethylene glycol), azido, or -NR⁷R⁸;

or a pharmaceutically acceptable salt thereof.

[015] In another embodiment, the present invention provides a compound of Formula Ic



Formula Ic

wherein:

Z^{12} , Z^{13} , Z^{14} , Z^{15} , Z^{16} , and Z^{17} are independently CH or N;

R^3 and R^4 are independently hydrogen, halogen, hydroxyl, amino, C₁₋₆alkyl, C₁₋₆alkyl selectively functionalized with one or more halogen, thiol, hydroxyl, carbonyl, carboxyl, carbonyloxy, C₁₋₆alkoxy, C₁₋₆hydroxyalkoxy, amino, C₁₋₆alkylamino, di(C₁₋₆alkyl)amino, or azido groups, C₁₋₆alkoxy, C₁₋₆alkoxy selectively functionalized with one or more halogen, thiol, hydroxyl, carbonyl, carboxyl, carbonyloxy, C₁₋₆hydroxyalkoxy, amino, C₁₋₆alkylamino, di(C₁₋₆alkyl)amino, or azido groups, C₃₋₅alkenyl-O-, C₃₋₅alkynyl-O-, oligo(ethylene glycol), poly(ethylene glycol), azido, or -NR⁷R⁸;

R^7 and R^8 are independently hydrogen, C₁₋₆alkyl, C₁₋₆alkyl selectively functionalized with one or more halogen, thiol, hydroxyl, carbonyl, carboxyl, carbonyloxy, C₁₋₆alkoxy, C₁₋₆hydroxyalkoxy, amino, C₁₋₆alkylamino, di(C₁₋₆alkyl)amino, or azido groups, cyclic -(C₁₋₆alkyl)-, cyclic -(C₁₋₆alkyl)- selectively functionalized with one or more halogen, thiol, hydroxyl, carbonyl, carboxyl, carbonyloxy, C₁₋₆alkoxy, C₁₋₆hydroxyalkoxy, amino, C₁₋₆alkylamino, or di(C₁₋₆alkyl)amino groups, cyclic -(C₁₋₆oxaalkyl)-, or cyclic -(C₁₋₆oxaalkyl)- selectively functionalized with one or more halogen, thiol, hydroxyl, carbonyl, carboxyl,

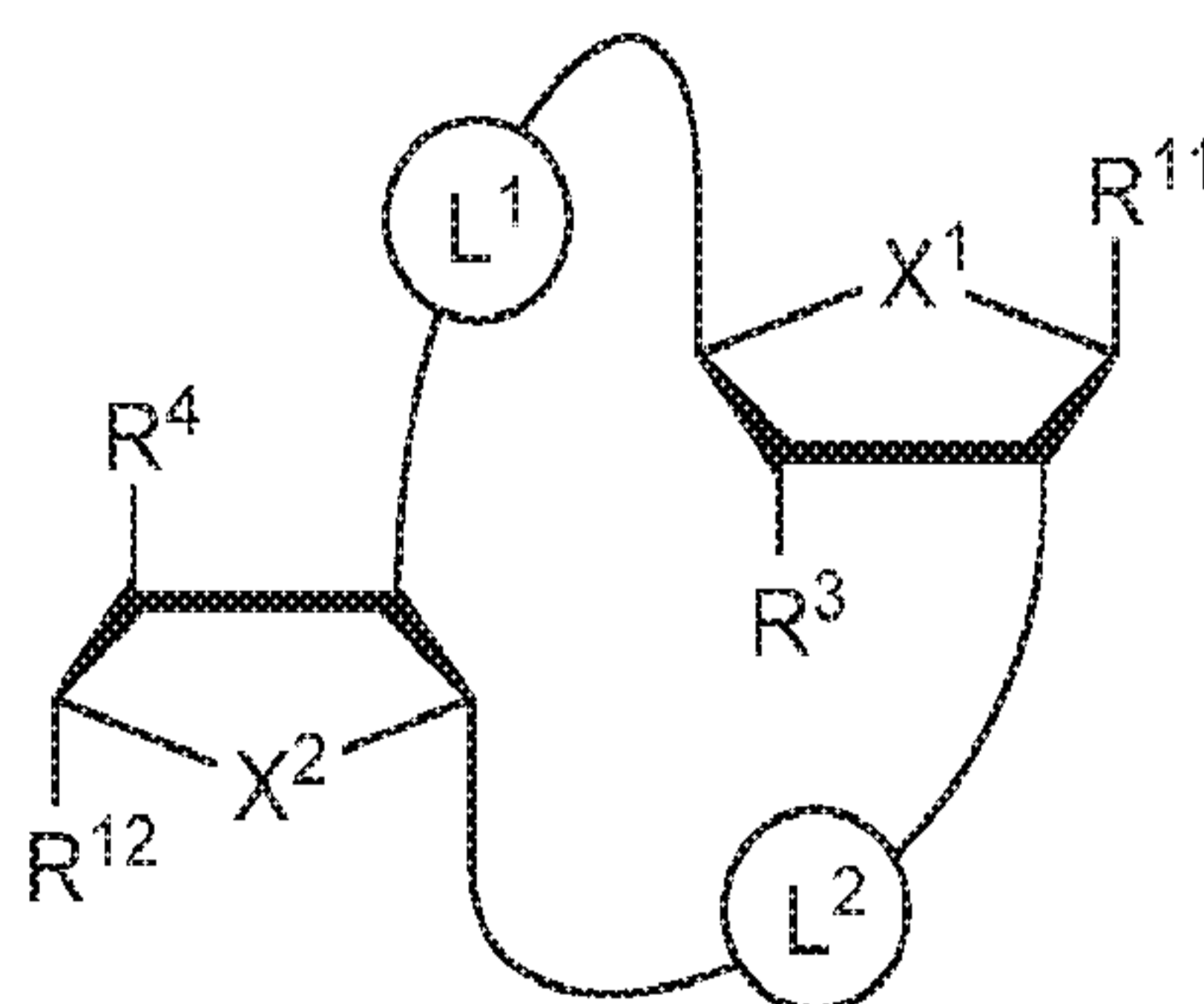
carbonyloxy, C₁₋₆hydroxyalkoxy, amino, C₁₋₆alkylamino, or di(C₁₋₆alkyl)amino groups; and

R⁹ and R¹⁰ are independently hydroxyl, thiol, C₁₋₆alkyl, C₁₋₆alkyl selectively functionalized with one or more halogen, thiol, hydroxyl, carbonyl, carboxyl, carbonyloxy, C₁₋₆alkoxy, C₁₋₆hydroxyalkoxy, amino, C₁₋₆alkylamino, di(C₁₋₆alkyl)amino, or azido groups, C₁₋₆alkoxy, C₁₋₆alkoxy selectively functionalized with one or more halogen, thiol, hydroxyl, carbonyl, carboxyl, carbonyloxy, C₁₋₆hydroxyalkoxy, amino, C₁₋₆alkylamino, di(C₁₋₆alkyl)amino, or azido groups, C₃₋₅alkenyl-O-, C₃₋₅alkynyl-O-, oligo(ethylene glycol), poly(ethylene glycol), borano (-BH₃⁻), or -NR⁷R⁸;

or a pharmaceutically acceptable salt thereof.

[016] In another embodiment, the oxygen atom in one or both of the tetrahydrofuran rings of Formula **1c** is replaced by a sulfur or a selenium atom.

[017] In another embodiment, the present invention provides a compound of Formula **1d**

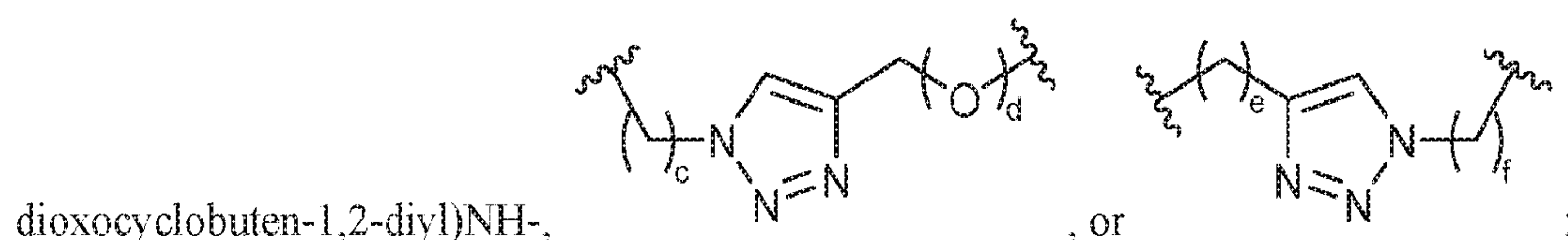


Formula **1d**

wherein:

X¹ and X² are independently O, S or Se;

L¹, starting from the carbon alpha to X¹, and L², starting from the carbon alpha to X², are independently -CH₂O-P(O)R⁶-O-, -CH₂O-P(S)R⁶-O-, -C(Y¹)(Y²)O-P(O)R⁶-C(Y³)(Y⁴)-, -CH₂NHSO₂NH-, -CH₂NHC(O)NH-, -CH₂NHC(S)NH-, -CH₂NHC(NH)NH-, -CH₂NHC(O)CH₂-, -CH₂NHSO₂CH₂-, -CH₂CH₂C(O)NH-, -CH₂CH₂SO₂NH-, -CH₂NH(3,4-



dioxocyclobuten-1,2-diyl)NH-,

c is 0, 1, or 2;

d, e, and f are independently 0 or 1;

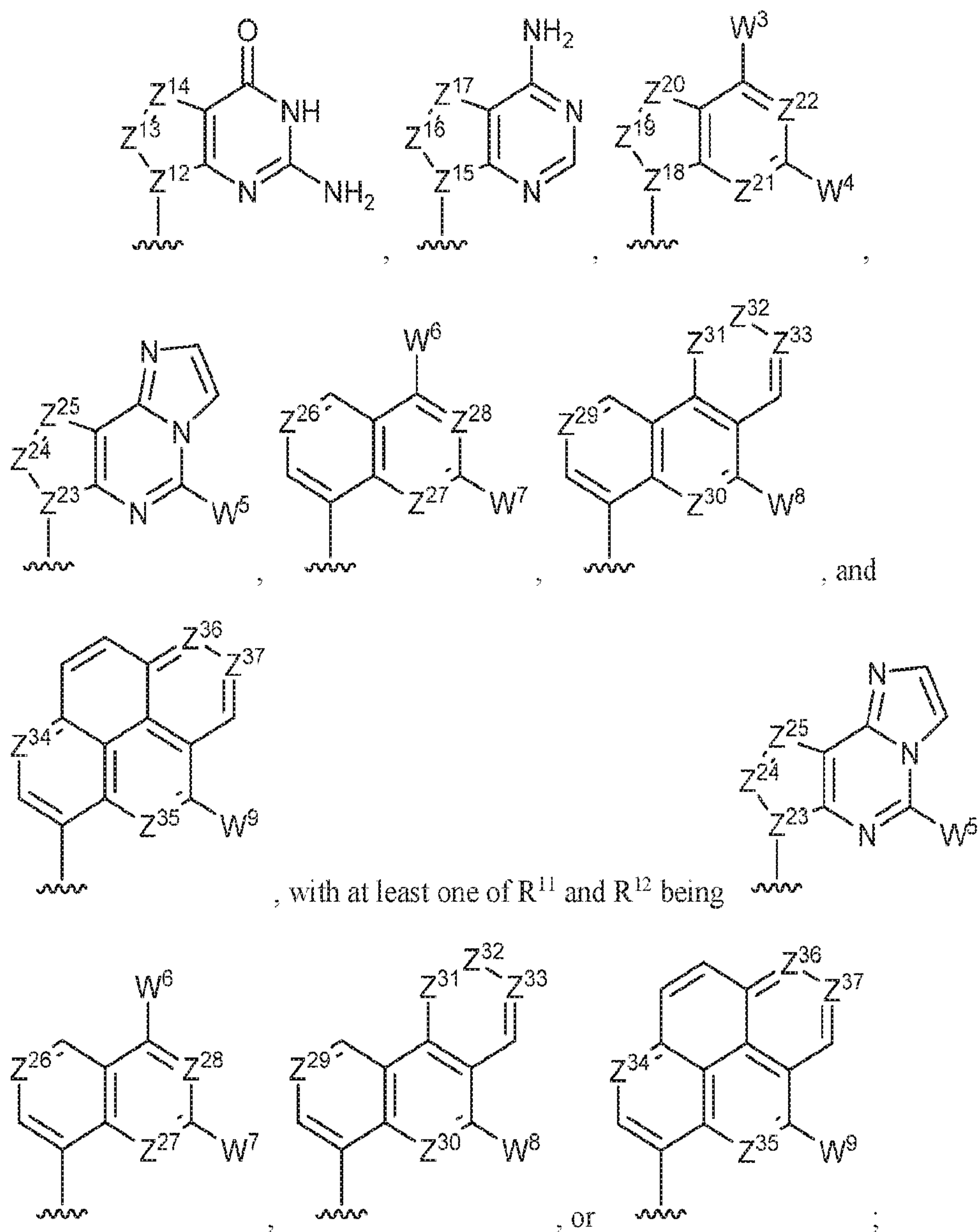
Y^1 , Y^2 , Y^3 , and Y^4 are independently H or F;

R^6 is hydroxyl, thiol, C₁₋₆alkyl, C₁₋₆alkyl selectively functionalized with one or more halogen, thiol, hydroxyl, carbonyl, carboxyl, carbonyloxy, C₁₋₆alkoxy, C₁₋₆hydroxyalkoxy, amino, C₁₋₆alkylamino, di(C₁₋₆alkyl)amino, or azido groups, C₁₋₆alkoxy, C₁₋₆alkoxy selectively functionalized with one or more halogen, thiol, hydroxyl, carbonyl, carboxyl, carbonyloxy, C₁₋₆hydroxyalkoxy, amino, C₁₋₆alkylamino, di(C₁₋₆alkyl)amino, or azido groups, C₃₋₅alkenyl-O-, C₃₋₅alkynyl-O-, oligo(ethylene glycol), poly(ethylene glycol), borano ($-BH_3^-$), or $-NR^7R^8$;

R^7 and R^8 are independently hydrogen, C₁₋₆alkyl, C₁₋₆alkyl selectively functionalized with one or more halogen, thiol, hydroxyl, carbonyl, carboxyl, carbonyloxy, C₁₋₆alkoxy, C₁₋₆hydroxyalkoxy, amino, C₁₋₆alkylamino, di(C₁₋₆alkyl)amino, or azido groups, cyclic -(C₁₋₆alkyl)-, cyclic -(C₁₋₆alkyl)- selectively functionalized with one or more halogen, thiol, hydroxyl, carbonyl, carboxyl, carbonyloxy, C₁₋₆alkoxy, C₁₋₆hydroxyalkoxy, amino, C₁₋₆alkylamino, or di(C₁₋₆alkyl)amino groups, cyclic -(C₁₋₆oxaalkyl)-, or cyclic -(C₁₋₆oxaalkyl)- selectively functionalized with one or more halogen, thiol, hydroxyl, carbonyl, carboxyl, carbonyloxy, C₁₋₆hydroxyalkoxy, amino, C₁₋₆alkylamino, or di(C₁₋₆alkyl)amino groups;

R^3 and R^4 are independently hydrogen, halogen, hydroxyl, amino, C₁₋₆alkyl, C₁₋₆alkyl selectively functionalized with one or more halogen, thiol, hydroxyl, carbonyl, carboxyl, carbonyloxy, C₁₋₆alkoxy, C₁₋₆hydroxyalkoxy, amino, C₁₋₆alkylamino, di(C₁₋₆alkyl)amino, or azido groups, C₁₋₆alkoxy, C₁₋₆alkoxy selectively functionalized with one or more halogen, thiol, hydroxyl, carbonyl, carboxyl, carbonyloxy, C₁₋₆hydroxyalkoxy, amino, C₁₋₆alkylamino, di(C₁₋₆alkyl)amino, or azido groups, C₃₋₅alkenyl-O-, C₃₋₅alkynyl-O-, oligo(ethylene glycol), poly(ethylene glycol), azido, or $-NR^7R^8$;

R^{11} and R^{12} are independently selected from the group consisting of:

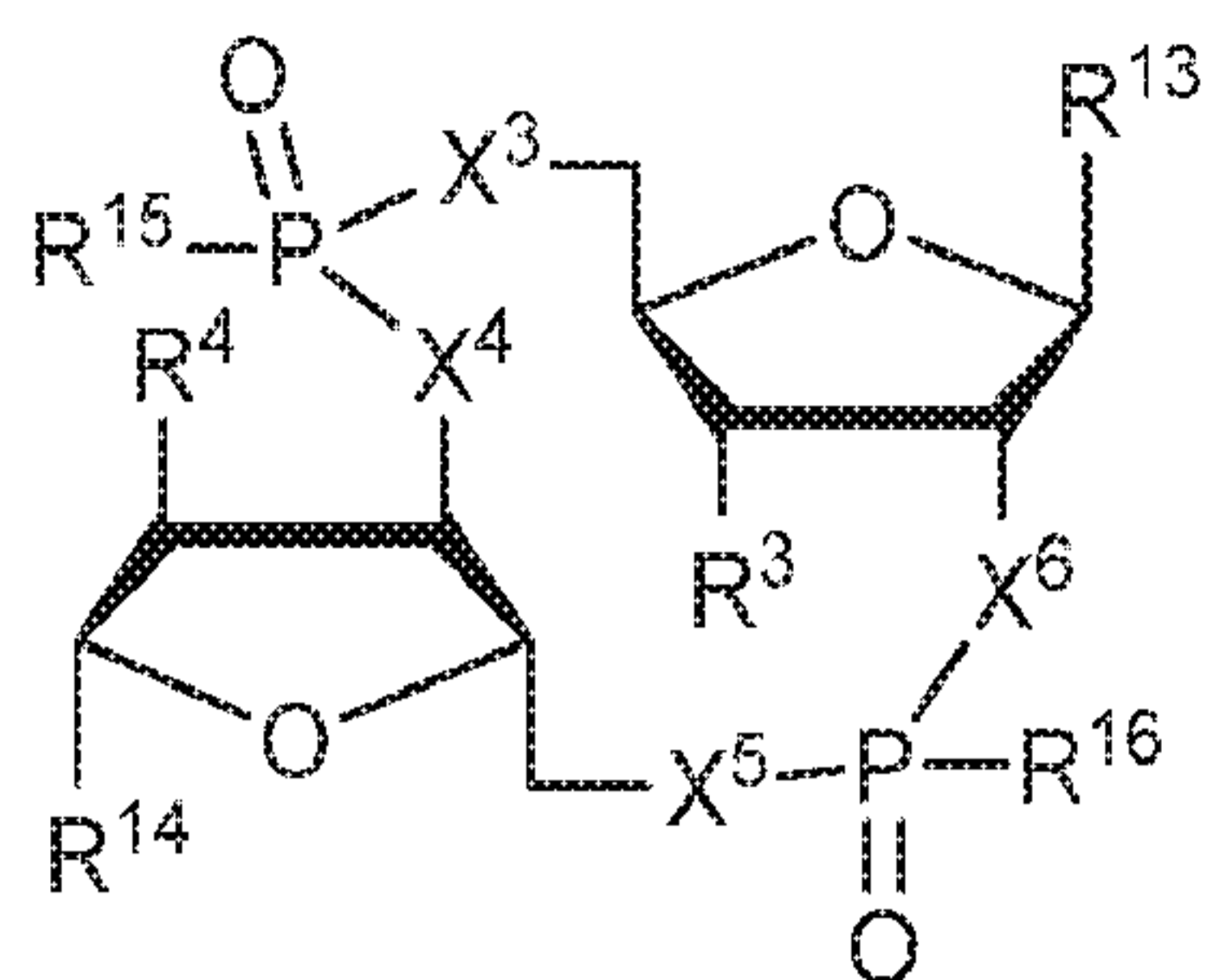


Z¹², Z¹³, Z¹⁴, Z¹⁵, Z¹⁶, Z¹⁷, Z¹⁸, Z¹⁹, Z²⁰, Z²¹, Z²², Z²³, Z²⁴, Z²⁵, Z²⁶, Z²⁷, Z²⁸, Z²⁹, Z³⁰, Z³¹, Z³², Z³³, Z³⁴, Z³⁵, Z³⁶, and Z³⁷ are each independently CH or N; and

W³, W⁴, W⁵, W⁶, W⁷, W⁸, and W⁹ are independently hydrogen, halogen, hydroxyl, C₁₋₆alkyl, C₁₋₆alkyl selectively functionalized with one or more halogen, thiol, hydroxyl, carbonyl, carboxyl, carbonyloxy, C₁₋₆alkoxy, C₁₋₆hydroxyalkoxy, amino, C₁₋₆alkylamino, di(C₁₋₆alkyl)amino, or azido groups, C₁₋₆alkoxy, C₁₋₆alkoxy selectively functionalized with one or more halogen, thiol, hydroxyl, carbonyl, carboxyl, carbonyloxy, C₁₋₆hydroxyalkoxy, amino, C₁₋₆alkylamino, di(C₁₋₆alkyl)amino, or azido groups, C₃₋₅alkenyl-O-, C₃₋₅alkynyl-O-, oligo(ethylene glycol), poly(ethylene glycol), azido, or -NR⁷R⁸;

or a pharmaceutically acceptable salt thereof.

[018] In another embodiment, the present invention provides a compound of Formula Ie

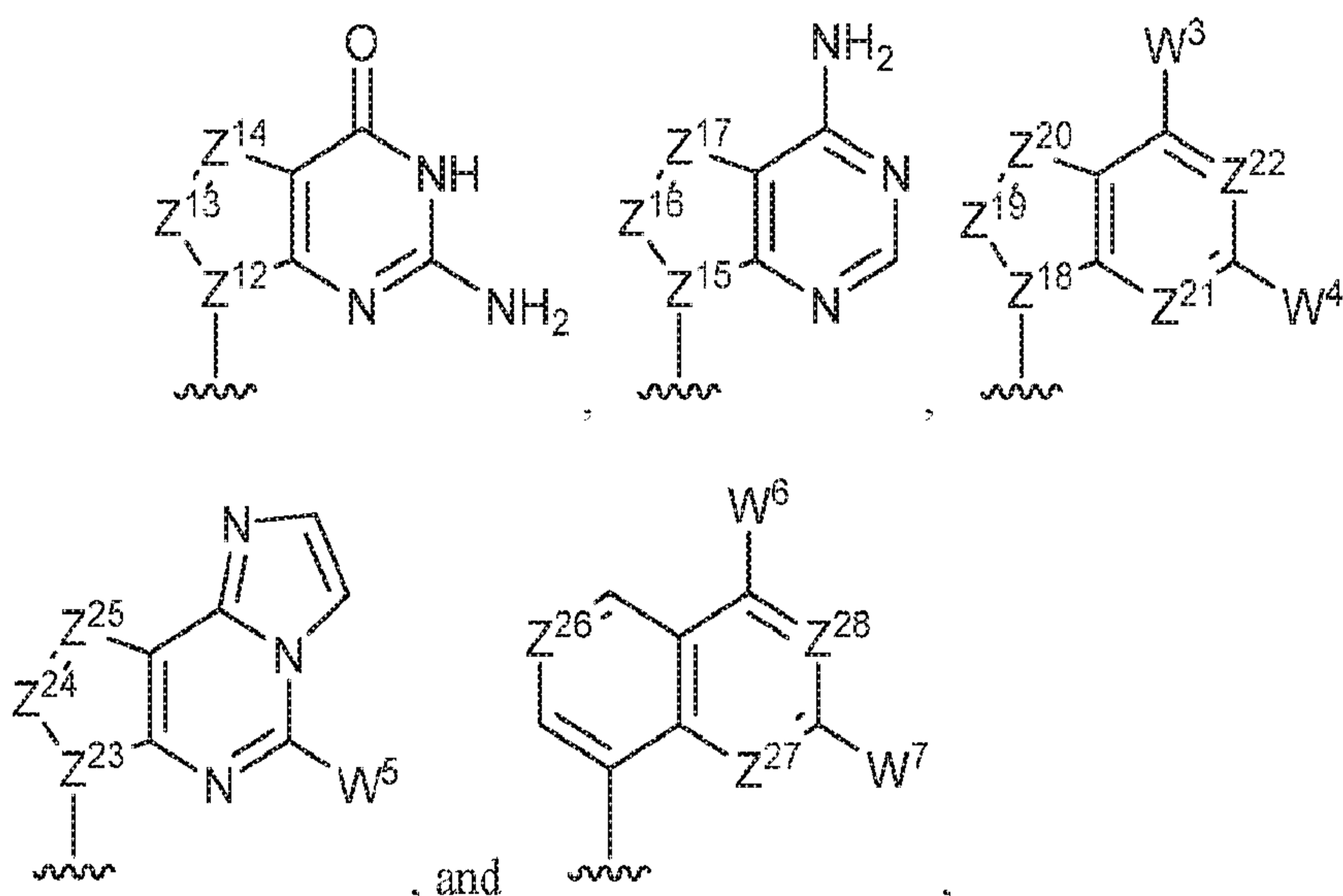


Formula Ie

wherein:

X^3 , X^4 , X^5 , and X^6 are independently O, NH, CH_2 , CHF, or CF_2 ;

R^{13} and R^{14} are independently selected from the group consisting of:



Z^{12} , Z^{13} , Z^{14} , Z^{15} , Z^{16} , Z^{17} , Z^{18} , Z^{19} , Z^{20} , Z^{21} , Z^{22} , Z^{23} , Z^{24} , Z^{25} , Z^{26} , Z^{27} , and Z^{28}

are each independently CH or N; and

W^3 , W^4 , W^5 , W^6 , and W^7 are independently hydrogen, halogen, hydroxyl, C_{1-6} alkyl, C_{1-6} alkyl selectively functionalized with one or more halogen, thiol, hydroxyl, carbonyl, carboxyl, carbonyloxy, C_{1-6} alkoxy, C_{1-6} hydroxyalkoxy, amino, C_{1-6} alkylamino, di(C_{1-6} alkyl)amino, or azido groups, C_{1-6} alkoxy, C_{1-6} alkoxy selectively functionalized with one or more halogen, thiol, hydroxyl, carbonyl, carboxyl, carbonyloxy, C_{1-6} hydroxyalkoxy, amino, C_{1-6} alkylamino, di(C_{1-6} alkyl)amino, or azido groups, C_{3-5} alkenyl-O-, C_{3-5} alkynyl-O-, oligo(ethylene glycol), poly(ethylene glycol), azido, or $-NR^7R^8$;

R^7 and R^8 are independently hydrogen, C₁₋₆alkyl, C₁₋₆alkyl selectively functionalized with one or more halogen, thiol, hydroxyl, carbonyl, carboxyl, carbonyloxy, C₁₋₆alkoxy, C₁₋₆hydroxyalkoxy, amino, C₁₋₆alkylamino, di(C₁₋₆alkyl)amino, or azido groups, cyclic -(C₁₋₆alkyl)-, cyclic -(C₁₋₆alkyl)- selectively functionalized with one or more halogen, thiol, hydroxyl, carbonyl, carboxyl, carbonyloxy, C₁₋₆alkoxy, C₁₋₆hydroxyalkoxy, amino, C₁₋₆alkylamino, or di(C₁₋₆alkyl)amino groups, cyclic -(C₁₋₆oxaalkyl)-, or cyclic -(C₁₋₆oxaalkyl)- selectively functionalized with one or more halogen, thiol, hydroxyl, carbonyl, carboxyl, carbonyloxy, C₁₋₆hydroxyalkoxy, amino, C₁₋₆alkylamino, or di(C₁₋₆alkyl)amino groups;

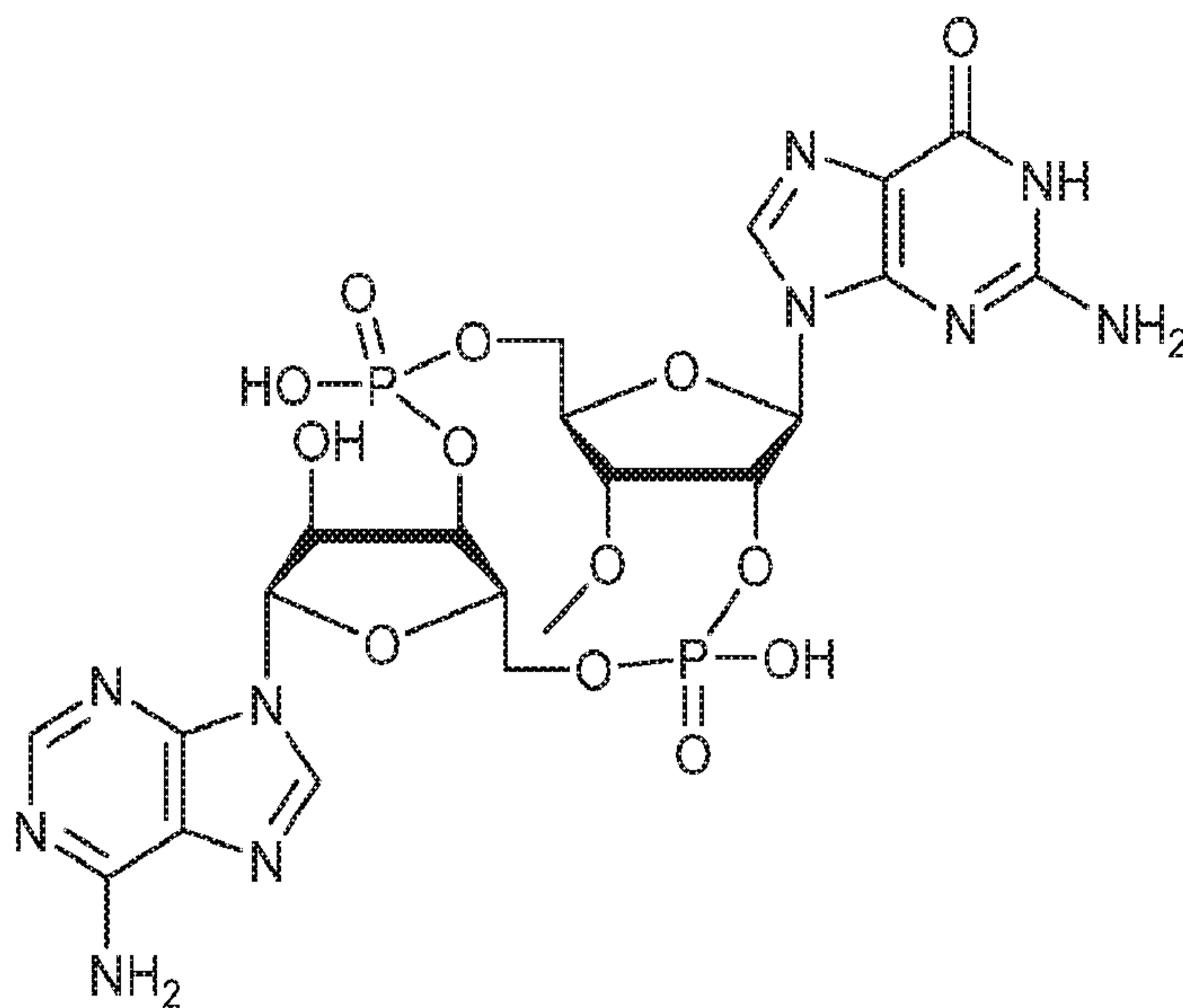
R^3 and R^4 are independently hydrogen, halogen, hydroxyl, amino, C₁₋₆alkyl, C₁₋₆alkyl selectively functionalized with one or more halogen, thiol, hydroxyl, carbonyl, carboxyl, carbonyloxy, C₁₋₆alkoxy, C₁₋₆hydroxyalkoxy, amino, C₁₋₆alkylamino, di(C₁₋₆alkyl)amino, or azido groups, C₁₋₆alkoxy, C₁₋₆alkoxy selectively functionalized with one or more halogen, thiol, hydroxyl, carbonyl, carboxyl, carbonyloxy, C₁₋₆hydroxyalkoxy, amino, C₁₋₆alkylamino, di(C₁₋₆alkyl)amino, or azido groups, C₃₋₅alkenyl-O-, C₃₋₅alkynyl-O-, oligo(ethylene glycol), poly(ethylene glycol), azido, or -NR⁷R⁸; and

R^{15} and R^{16} are independently hydroxyl, thiol, methoxy, ethoxy, amino, *N*-methylamino, *N,N*-dimethylamino, *N*-ethylamino, *N,N*-diethylamino, *N*-morpholino, or borano (-BH₃⁻);

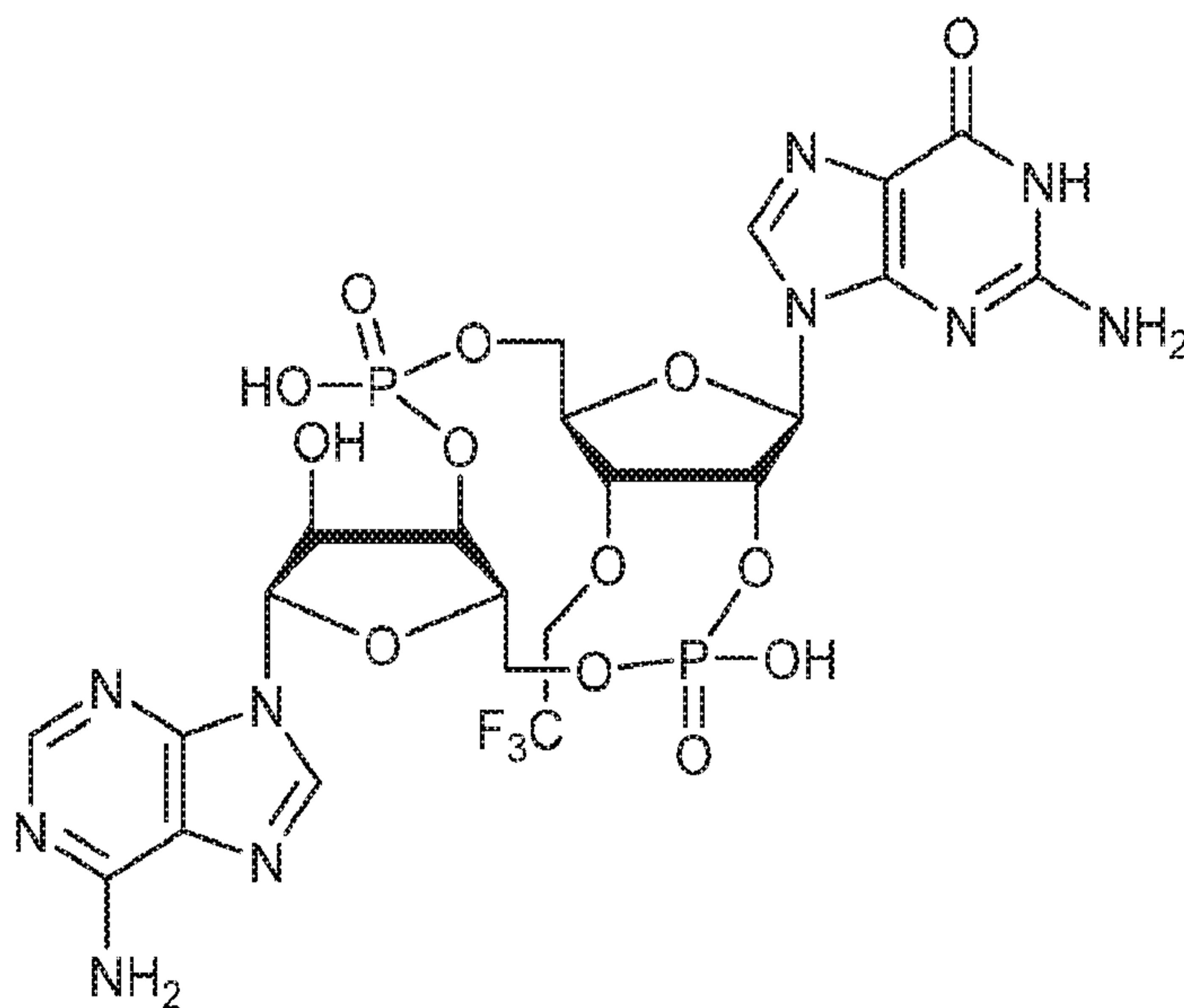
or a pharmaceutically acceptable salt thereof.

[019] In another embodiment, the oxygen atom in one or both of the tetrahydrofuran rings of Formula **Ie** is replaced by a sulfur or a selenium atom.

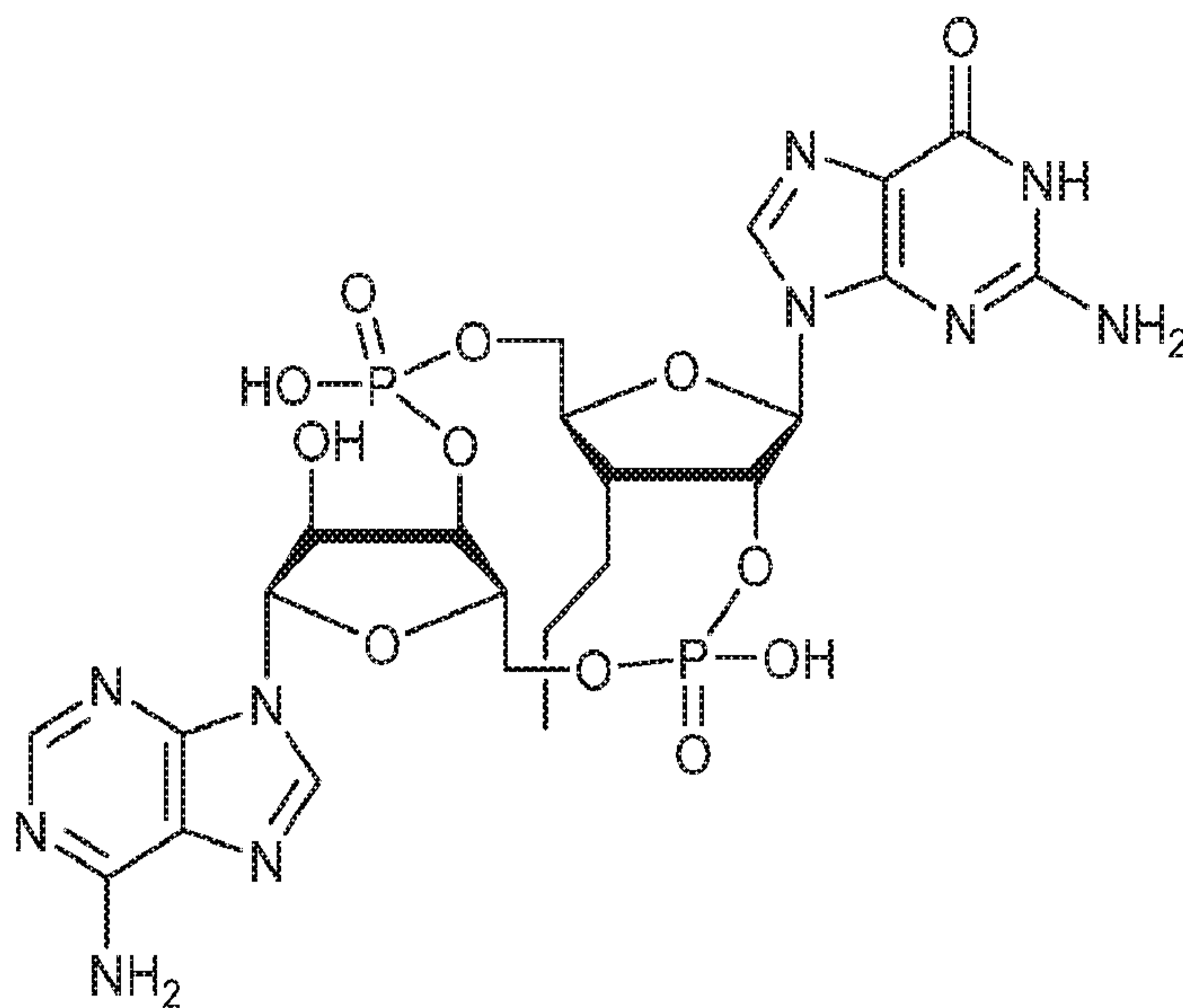
[020] In another embodiment, the compound is:



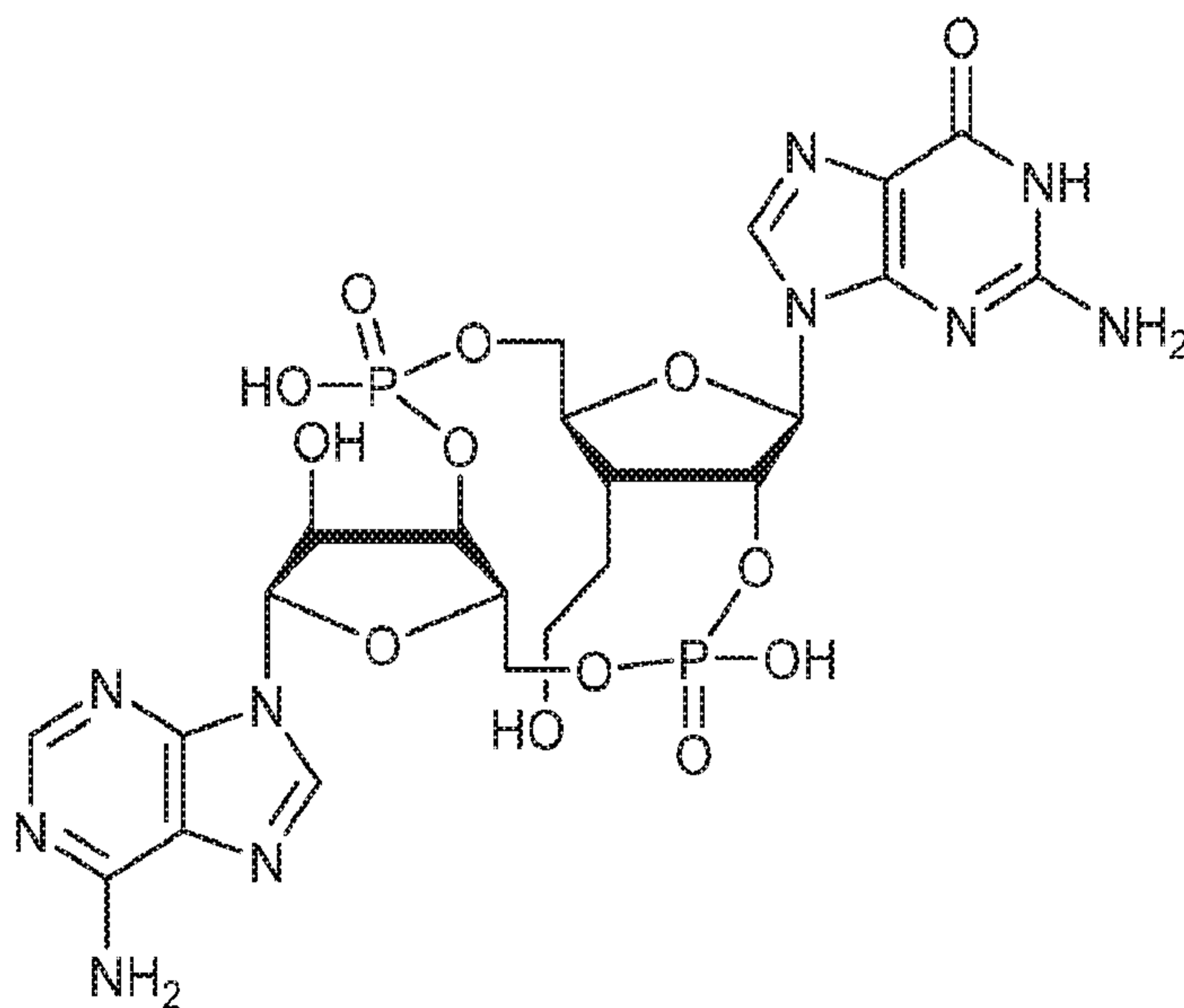
[021] In another embodiment, the compound is:



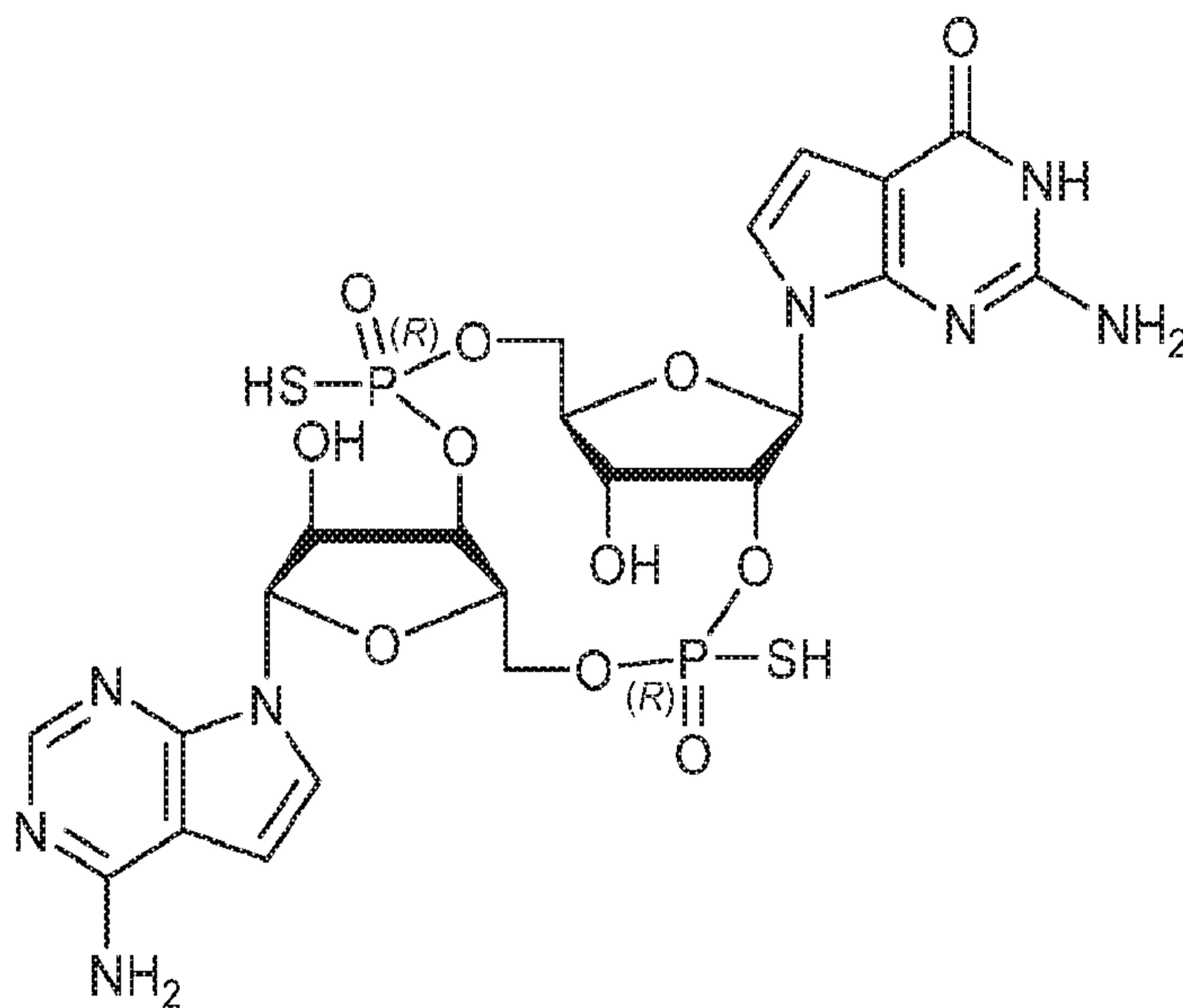
[022] In another embodiment, the compound is:



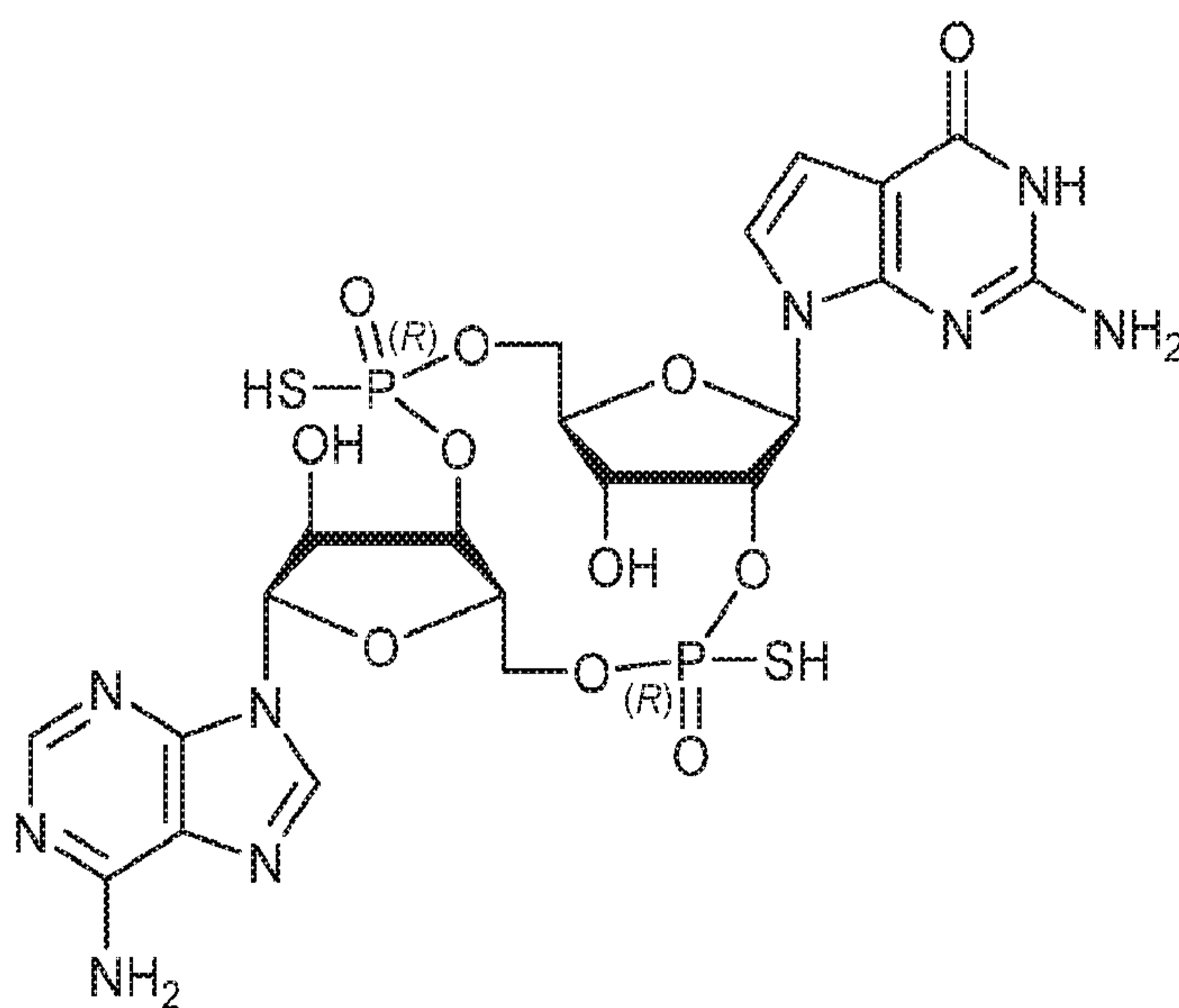
[023] In another embodiment, the compound is:



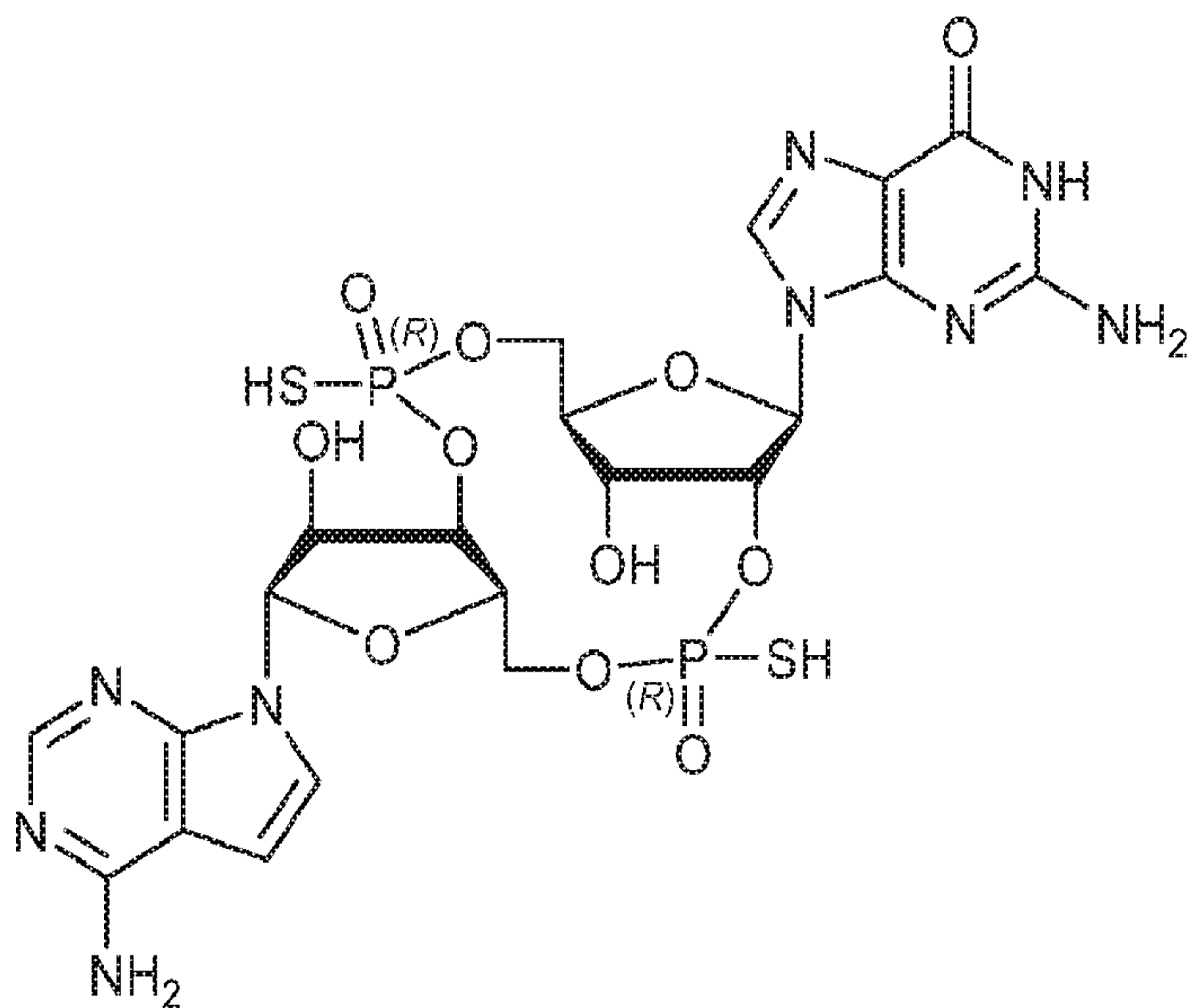
[024] In another embodiment, the compound is:



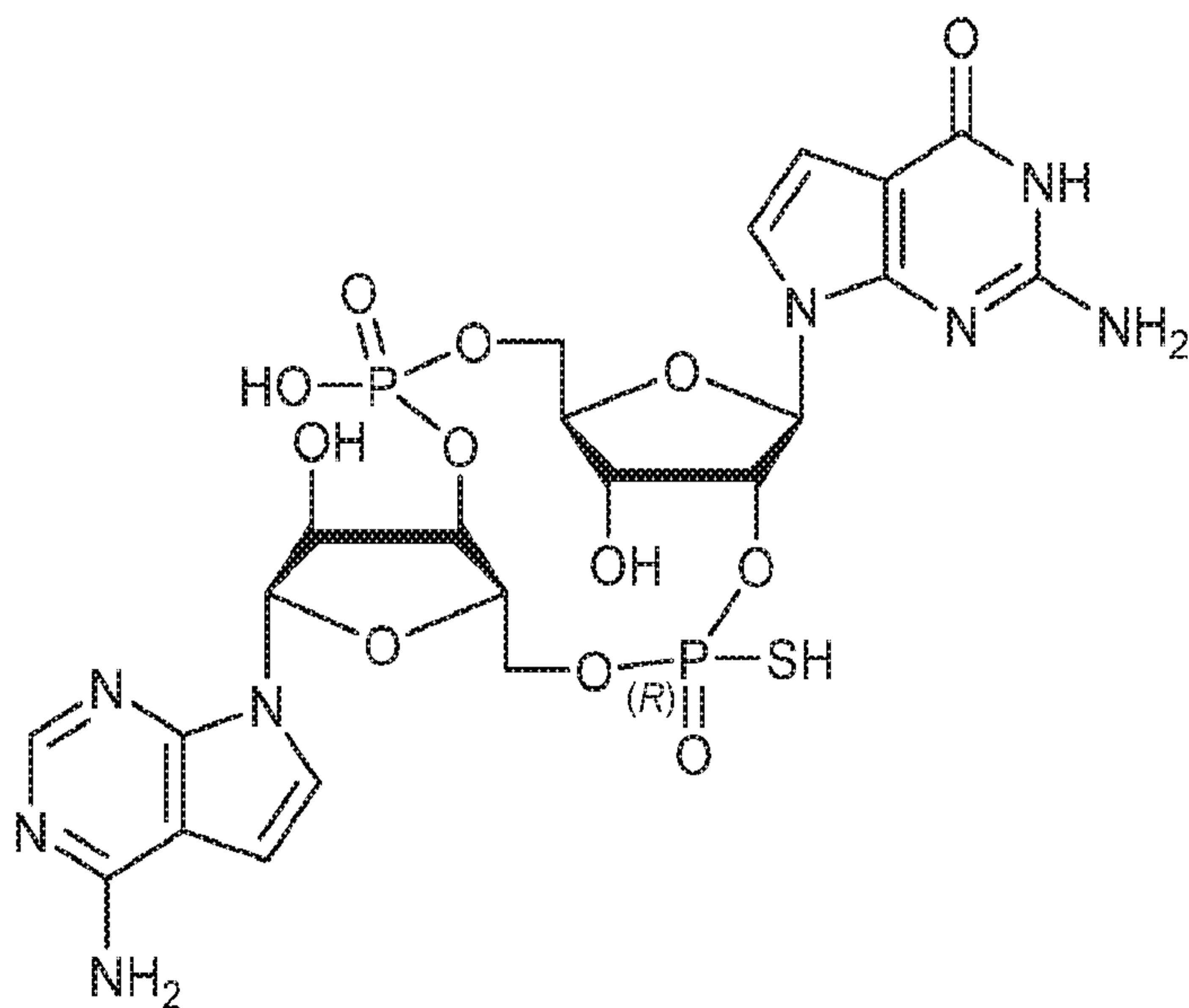
[025] In another embodiment, the compound is:



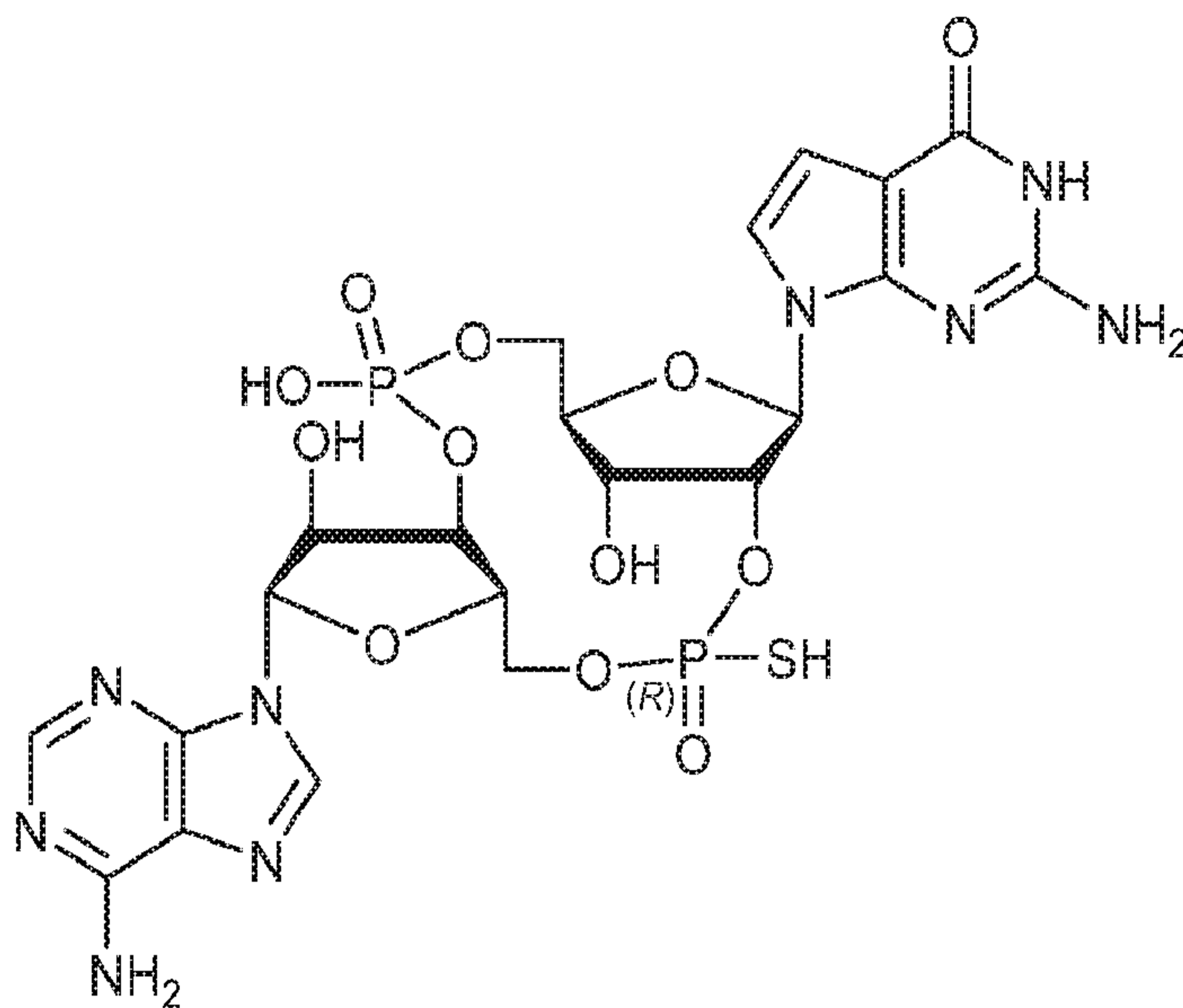
[026] In another embodiment, the compound is:



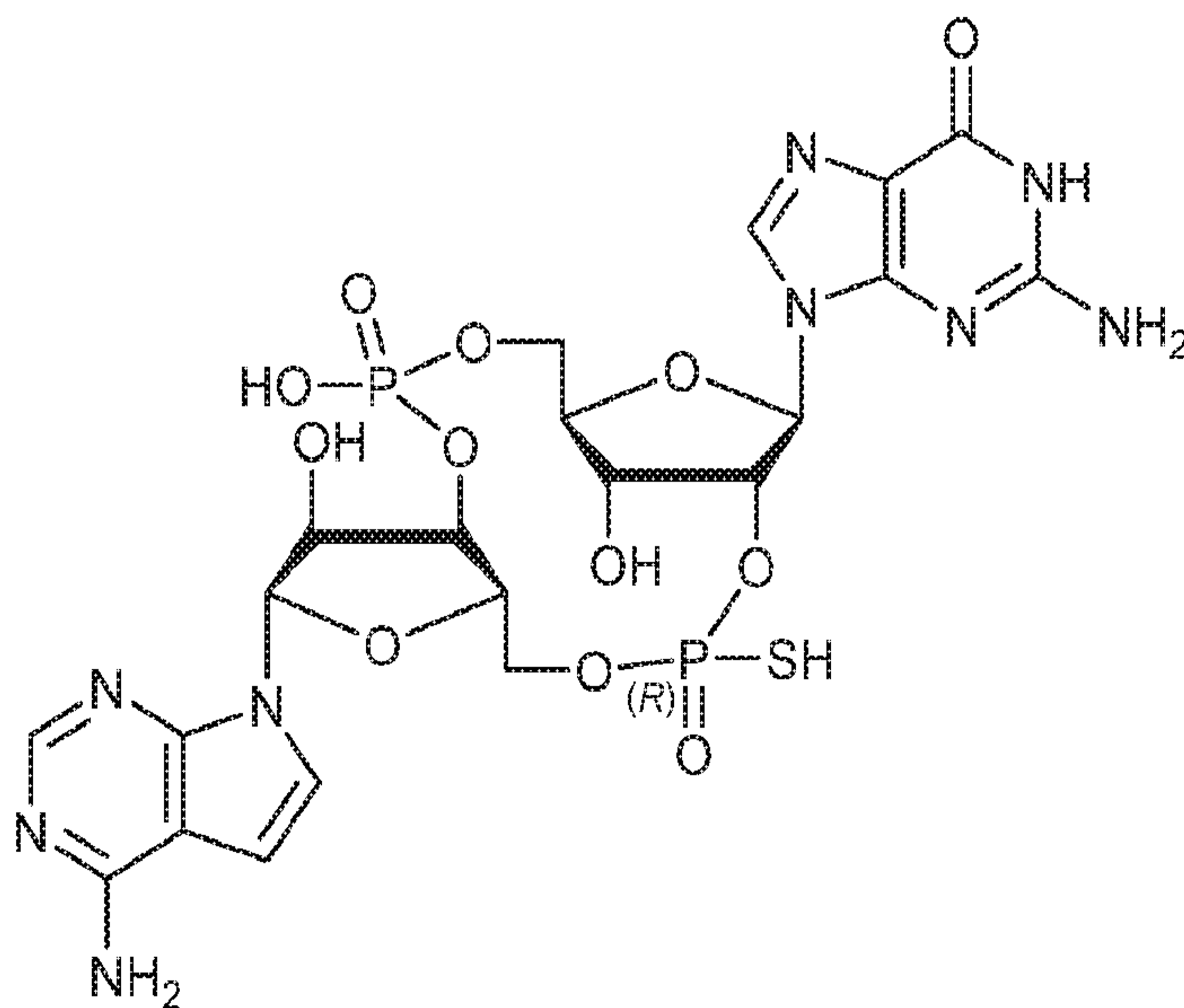
[027] In another embodiment, the compound is:



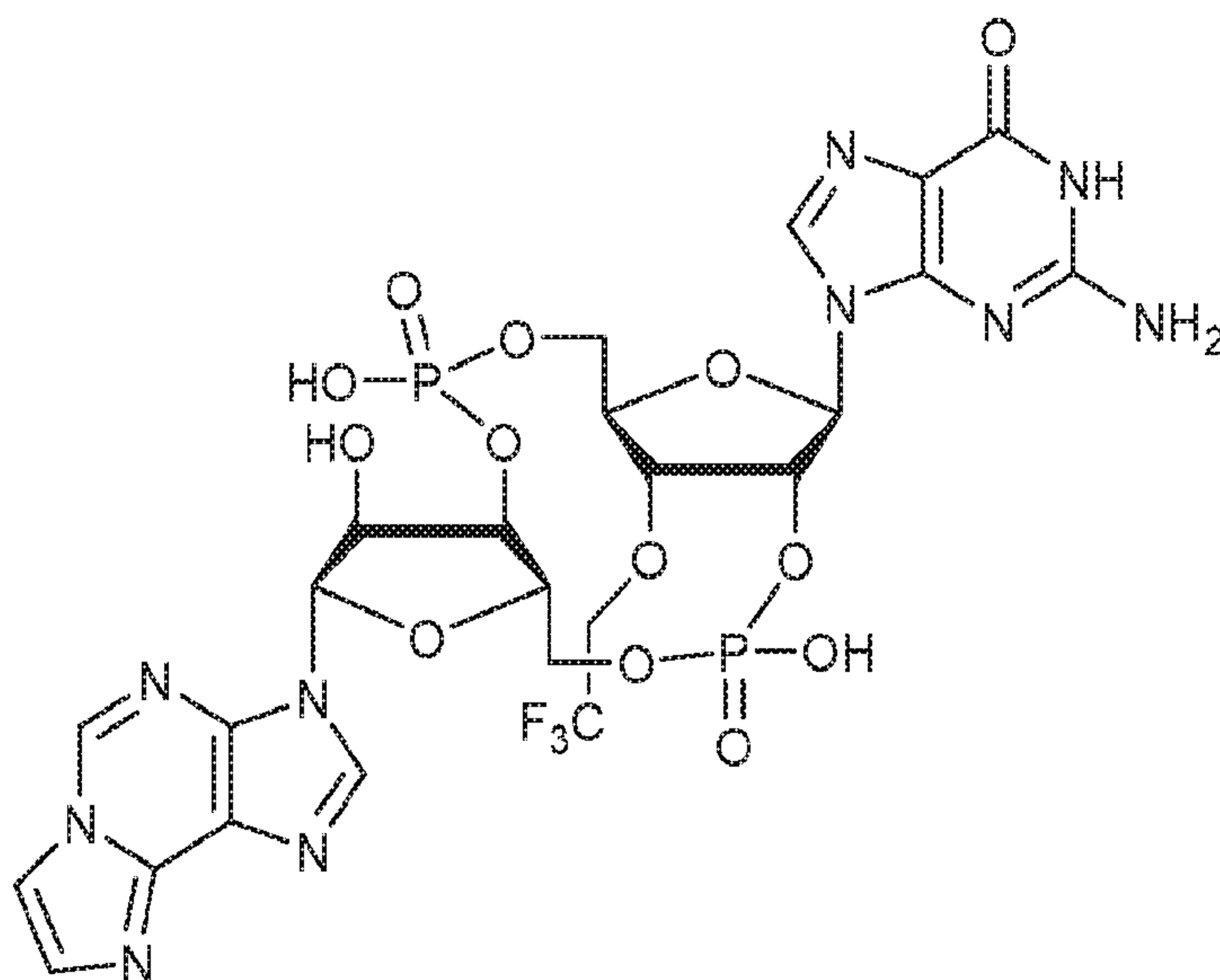
[028] In another embodiment, the compound is:



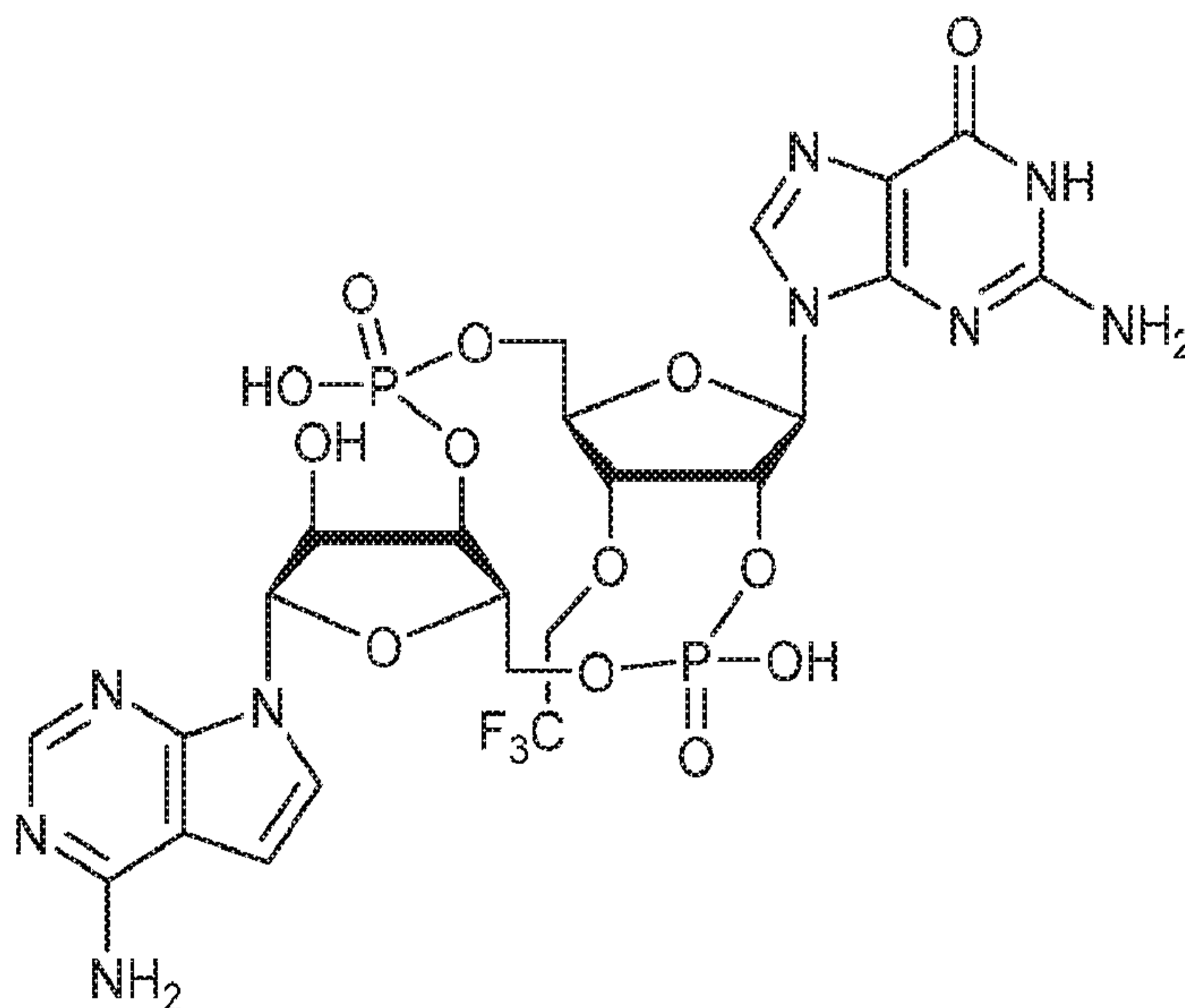
[029] In another embodiment, the compound is:



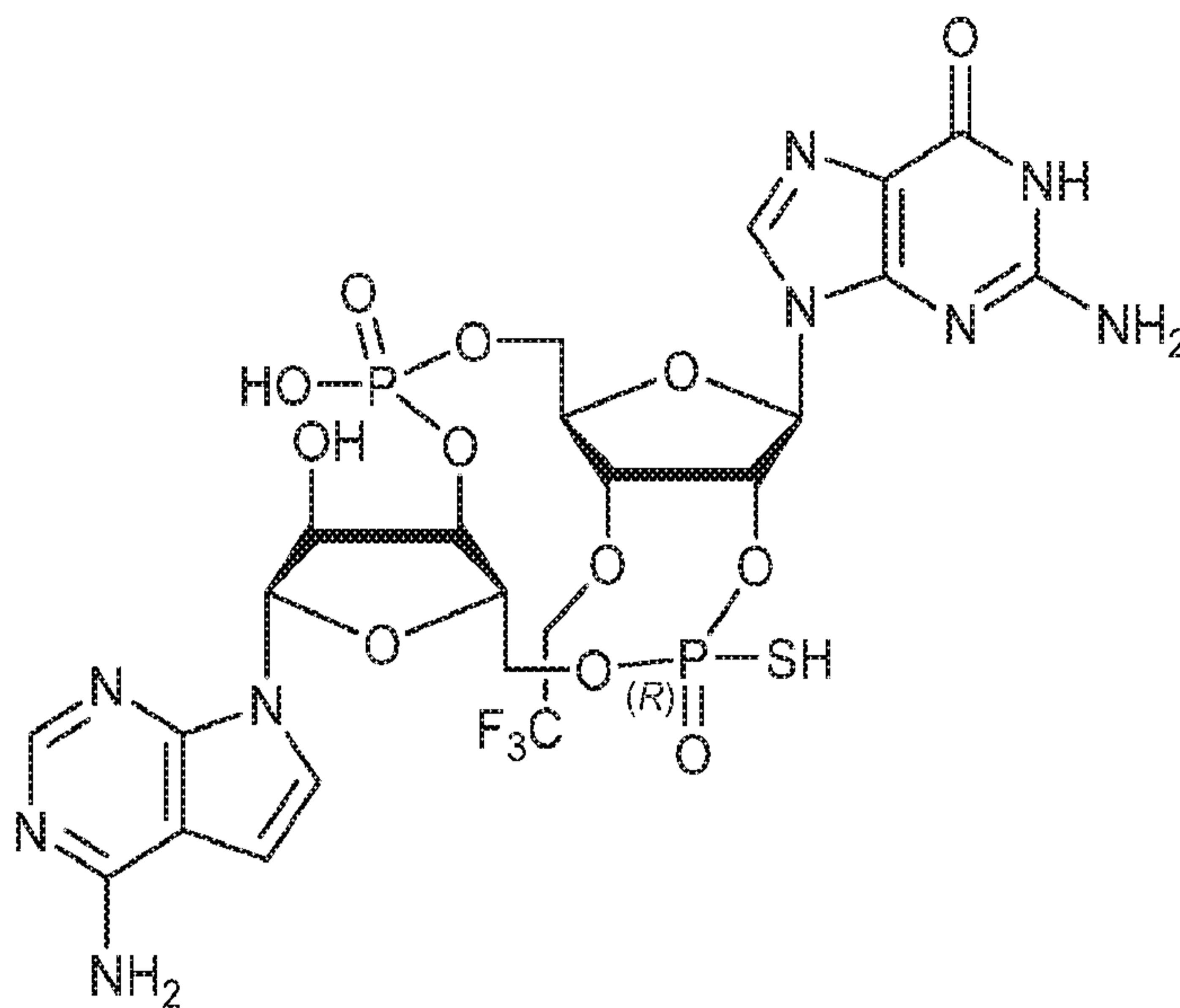
[030] In another embodiment, the compound is:



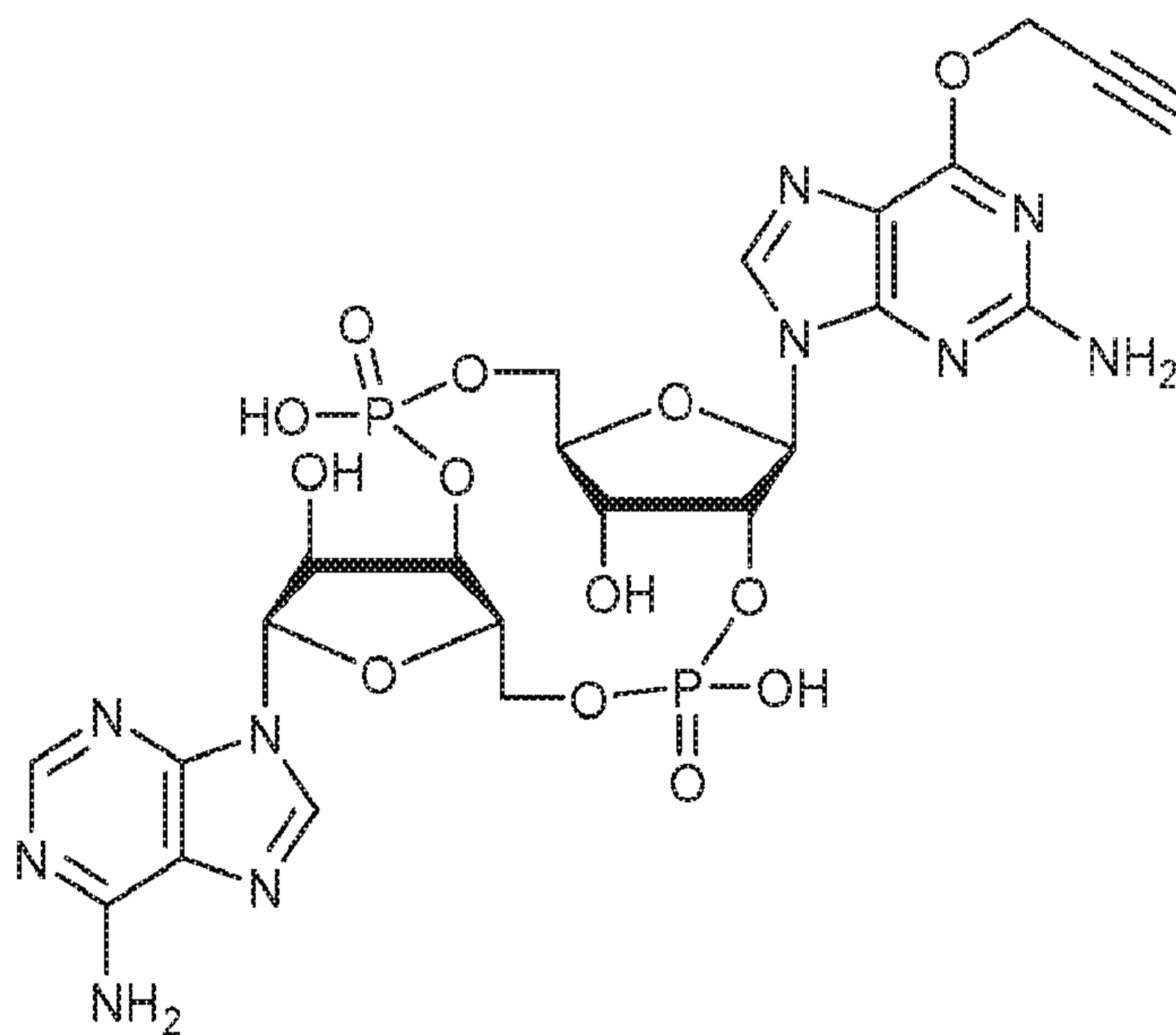
[031] In another embodiment, the compound is:



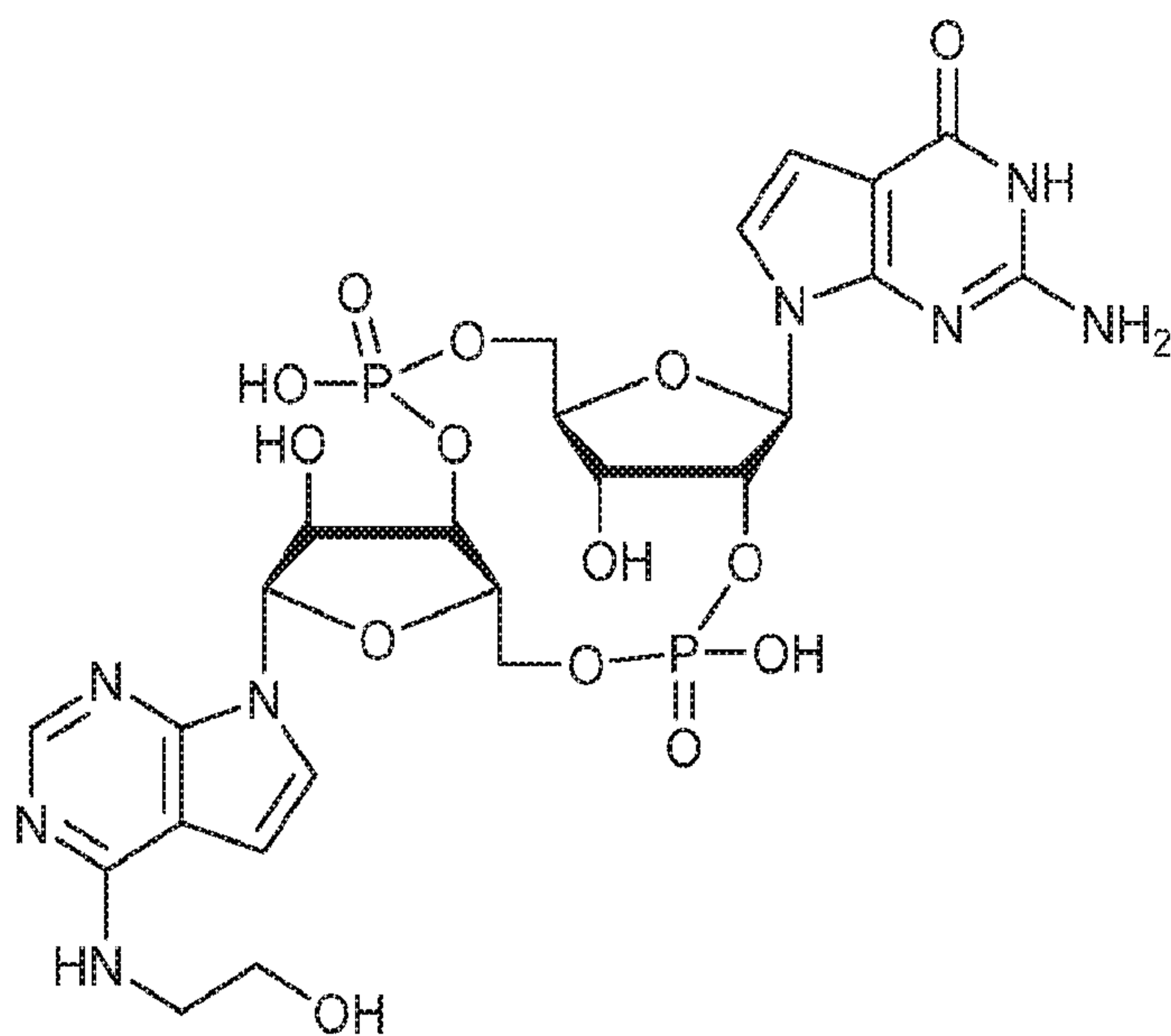
[032] In another embodiment, the compound is:



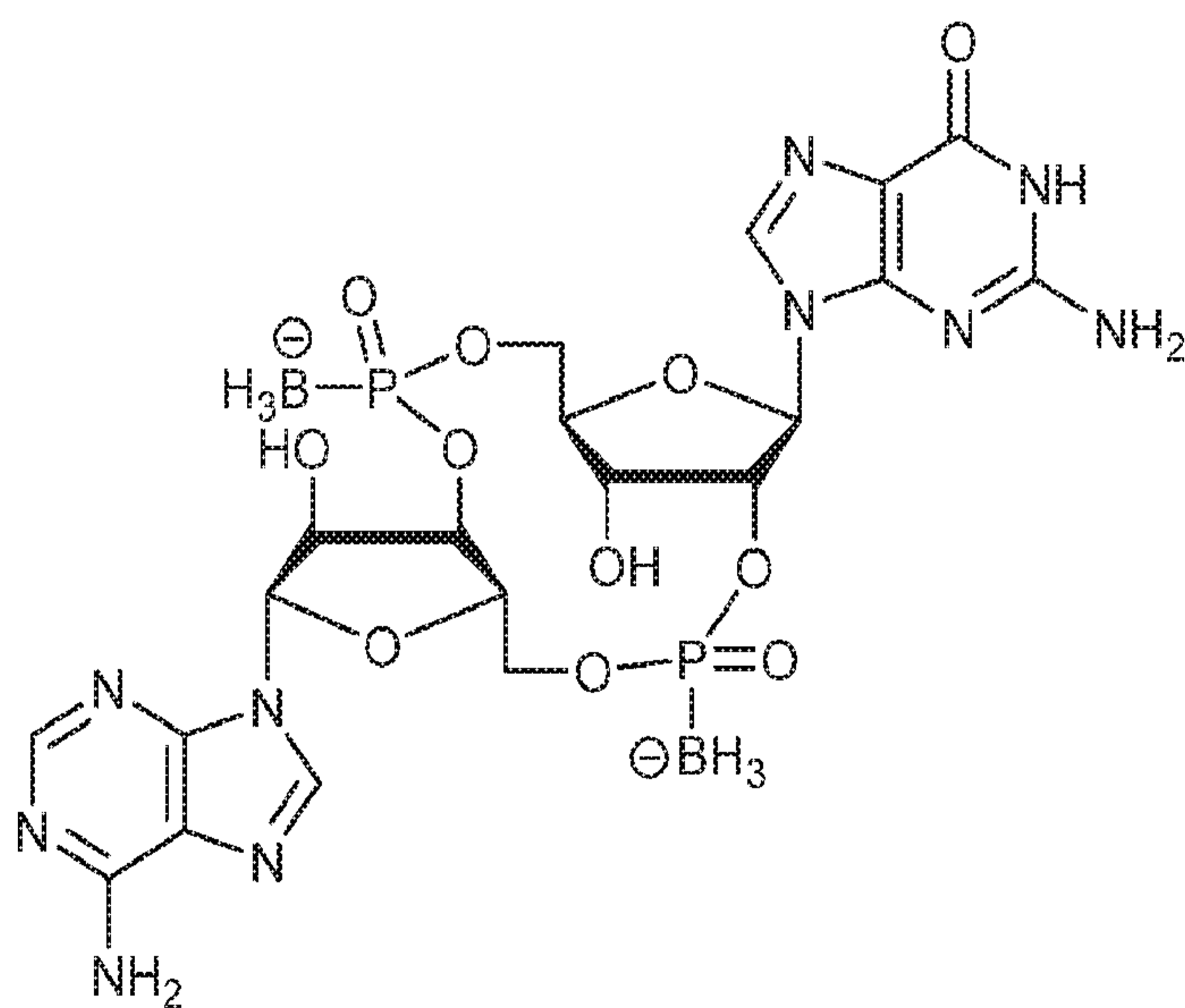
[033] In another embodiment, the compound is:



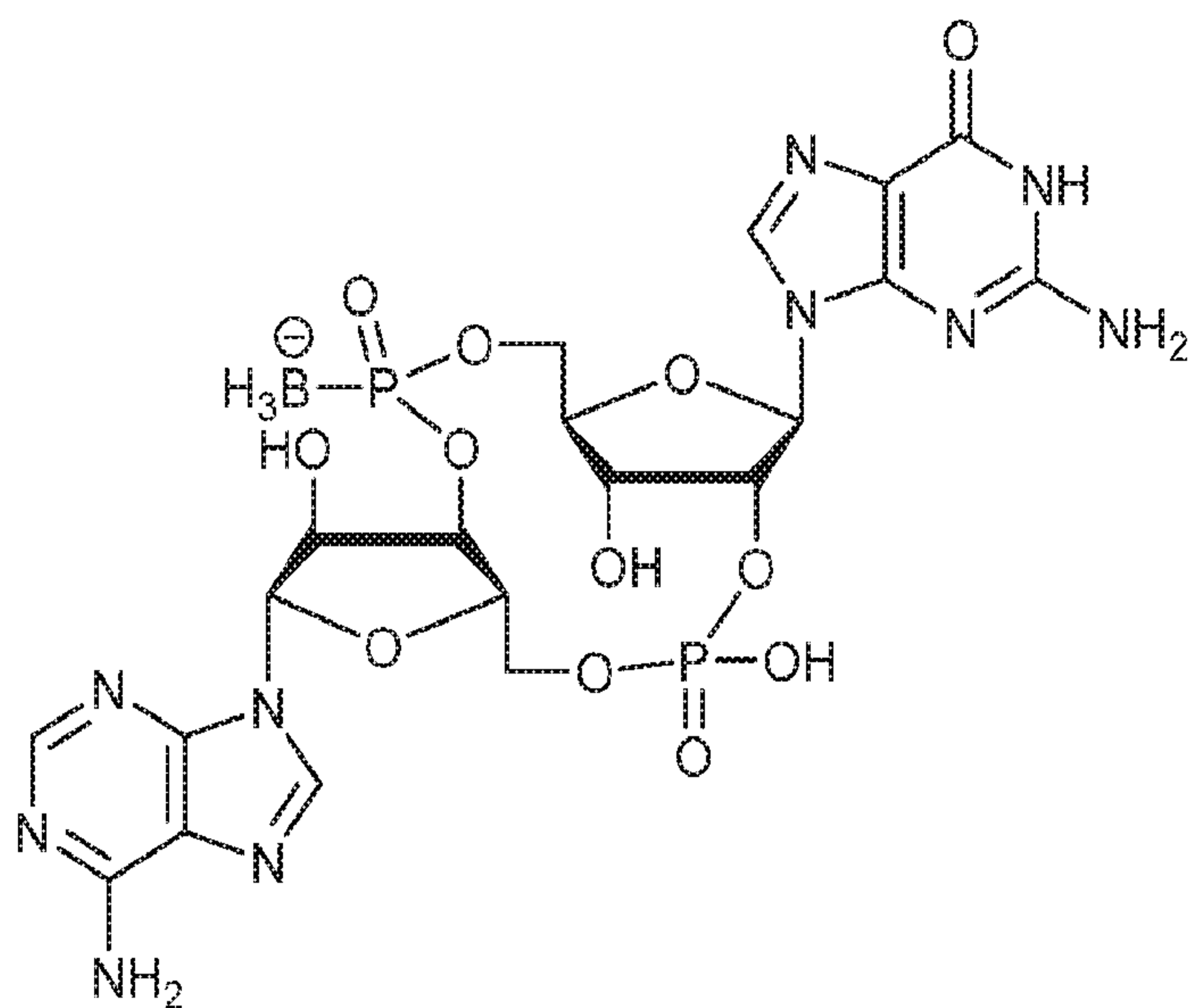
[034] In another embodiment, the compound is:



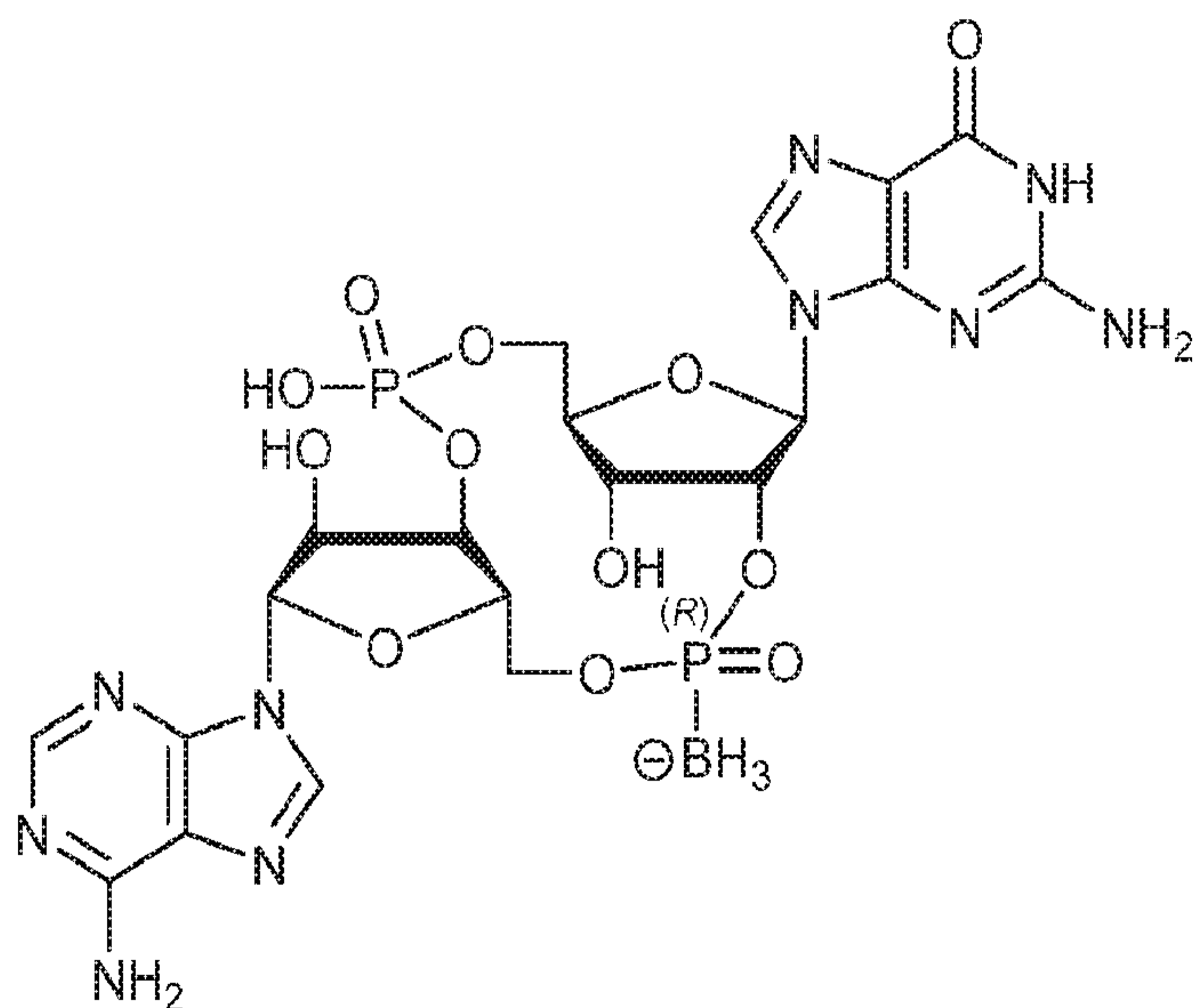
[035] In another embodiment, the compound is:



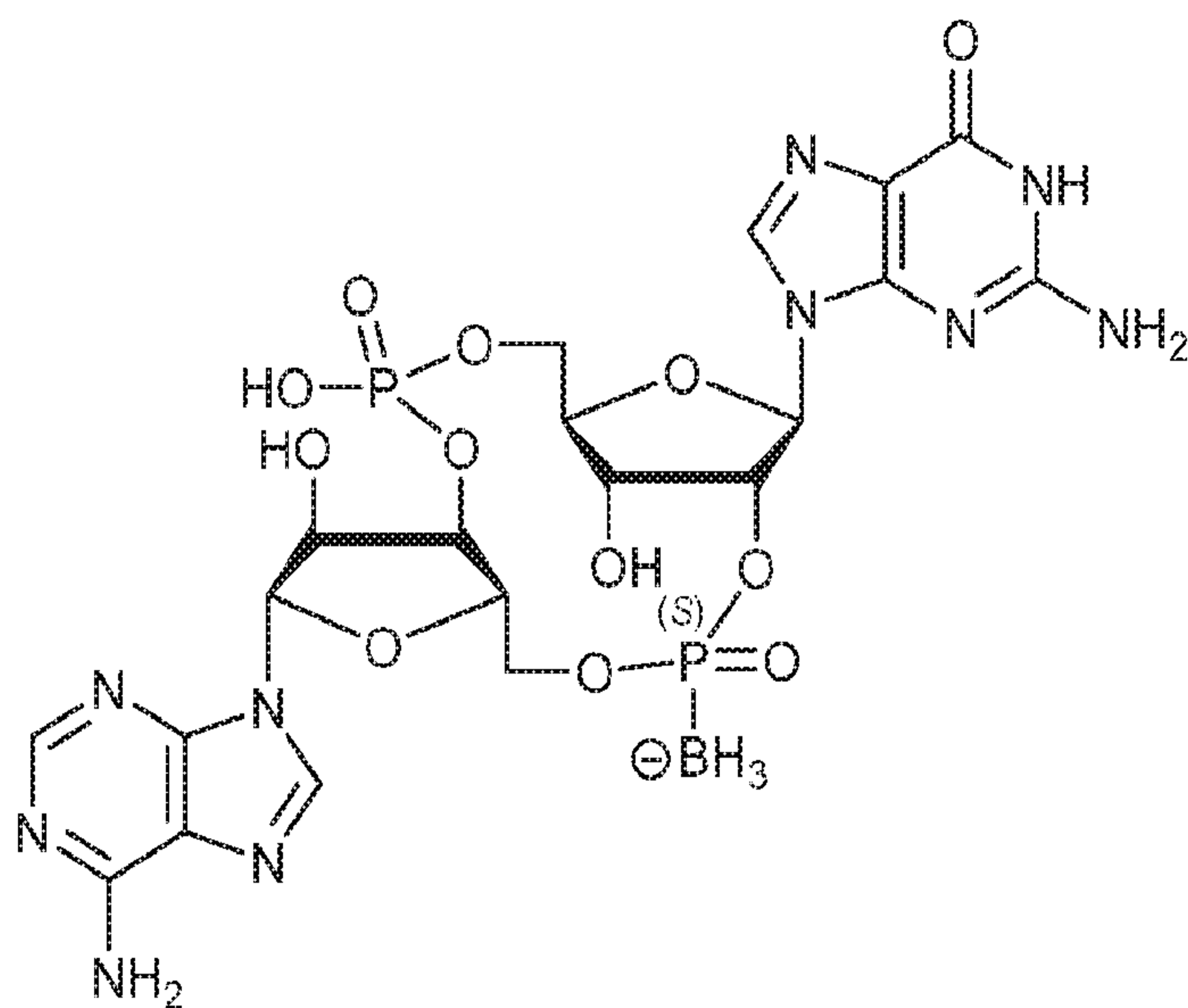
[036] In another embodiment, the compound is:



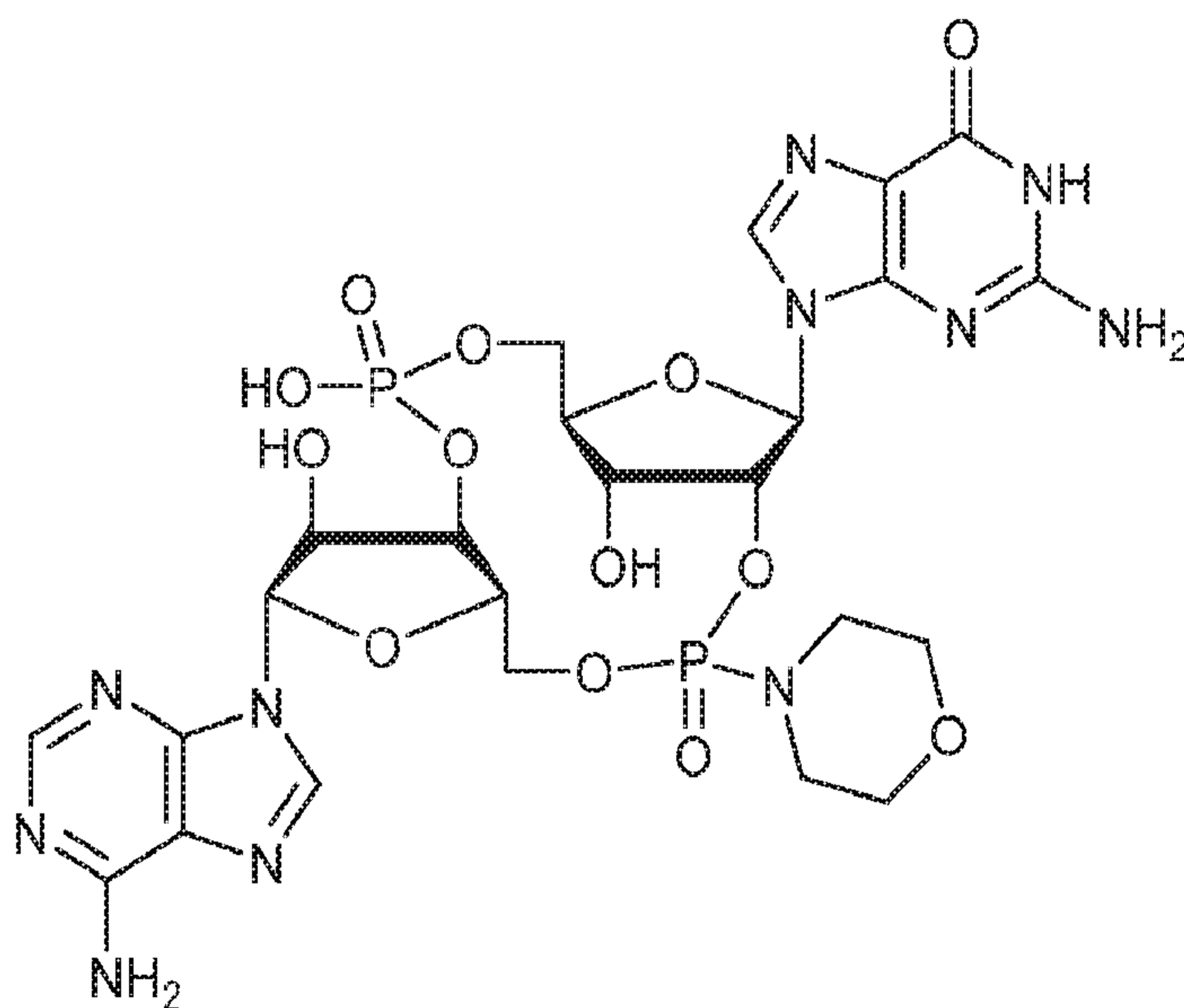
[037] In another embodiment, the compound is:



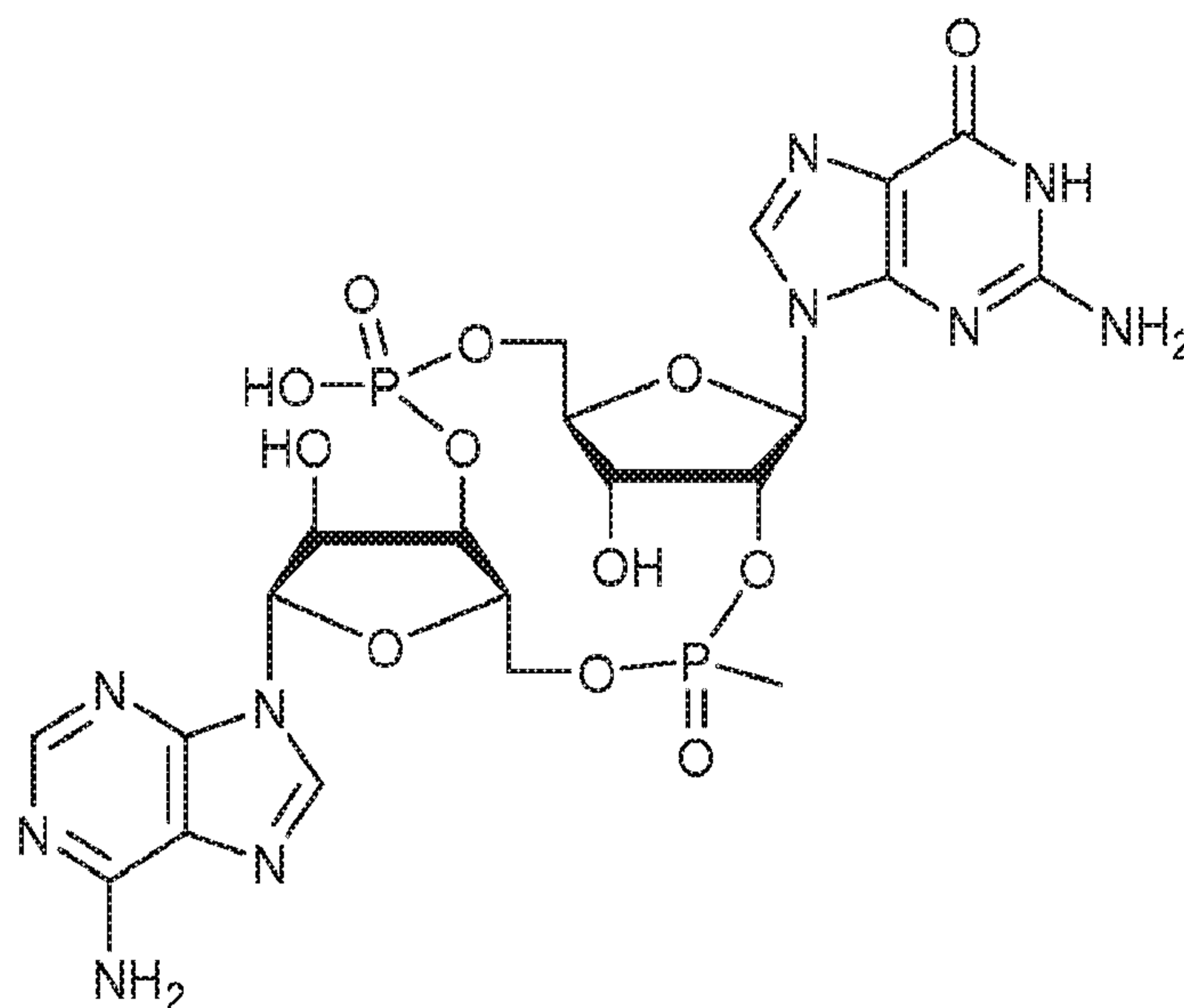
[038] In another embodiment, the compound is:



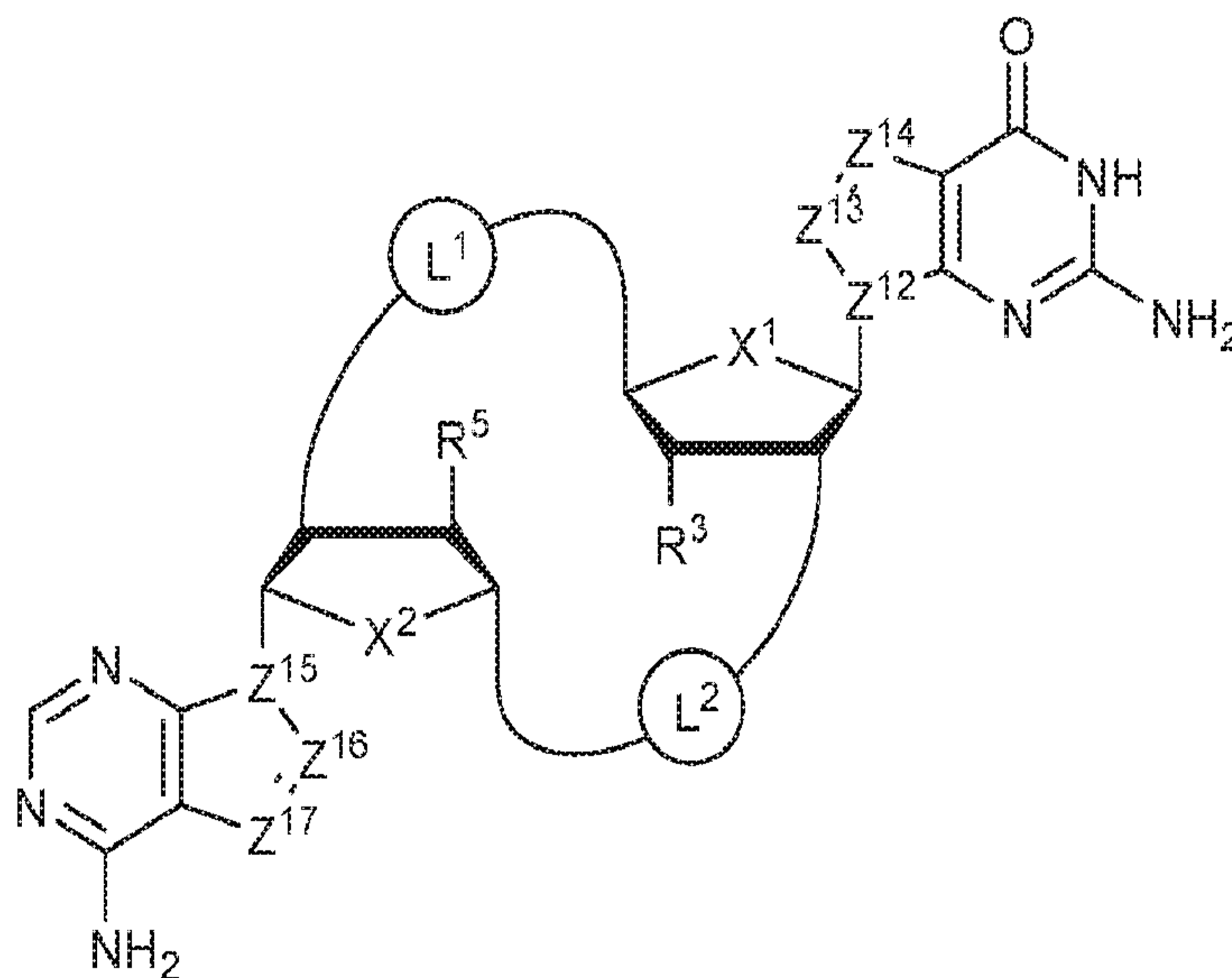
[039] In another embodiment, the compound is:



[040] In another embodiment, the compound is:



[041] In one embodiment, the present invention provides a compound of Formula **If**



Formula **If**

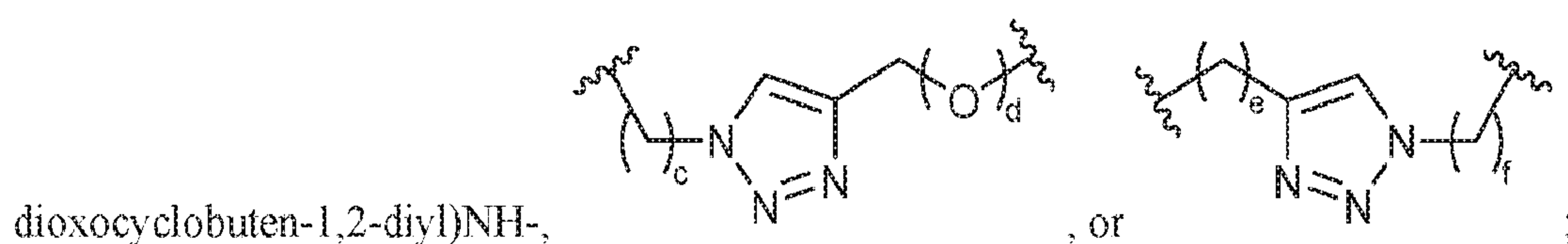
wherein:

X^1 and X^2 are independently O, S or Se;

Z^{12} , Z^{13} , Z^{14} , Z^{15} , Z^{16} , and Z^{17} are independently CH or N;

L^1 , starting from the carbon alpha to X^1 , and L^2 , starting from the carbon alpha to X^2 , are independently $-\text{CH}_2\text{O}-\text{P}(\text{O})\text{R}^6-\text{O}-$, $-\text{CH}_2\text{O}-\text{P}(\text{S})\text{R}^6-\text{O}-$, $-\text{C}(\text{Y}^1)(\text{Y}^2)\text{O}-\text{P}(\text{O})\text{R}^6-\text{C}(\text{Y}^3)(\text{Y}^4)-$, $-\text{CH}_2\text{NHSO}_2\text{NH}-$, $-\text{CH}_2\text{NHC}(\text{O})\text{NH}-$, $-\text{CH}_2\text{NHC}(\text{S})\text{NH}-$, $-\text{CH}_2\text{NHC}(\text{NH})\text{NH}-$, -

CH₂NHC(O)CH₂-, -CH₂NHSO₂CH₂-, -CH₂CH₂C(O)NH-, -CH₂CH₂SO₂NH-, -CH₂NH(3,4-



c is 0, 1, or 2;

d, e, and f are independently 0 or 1;

Y¹, Y², Y³, and Y⁴ are independently H or F;

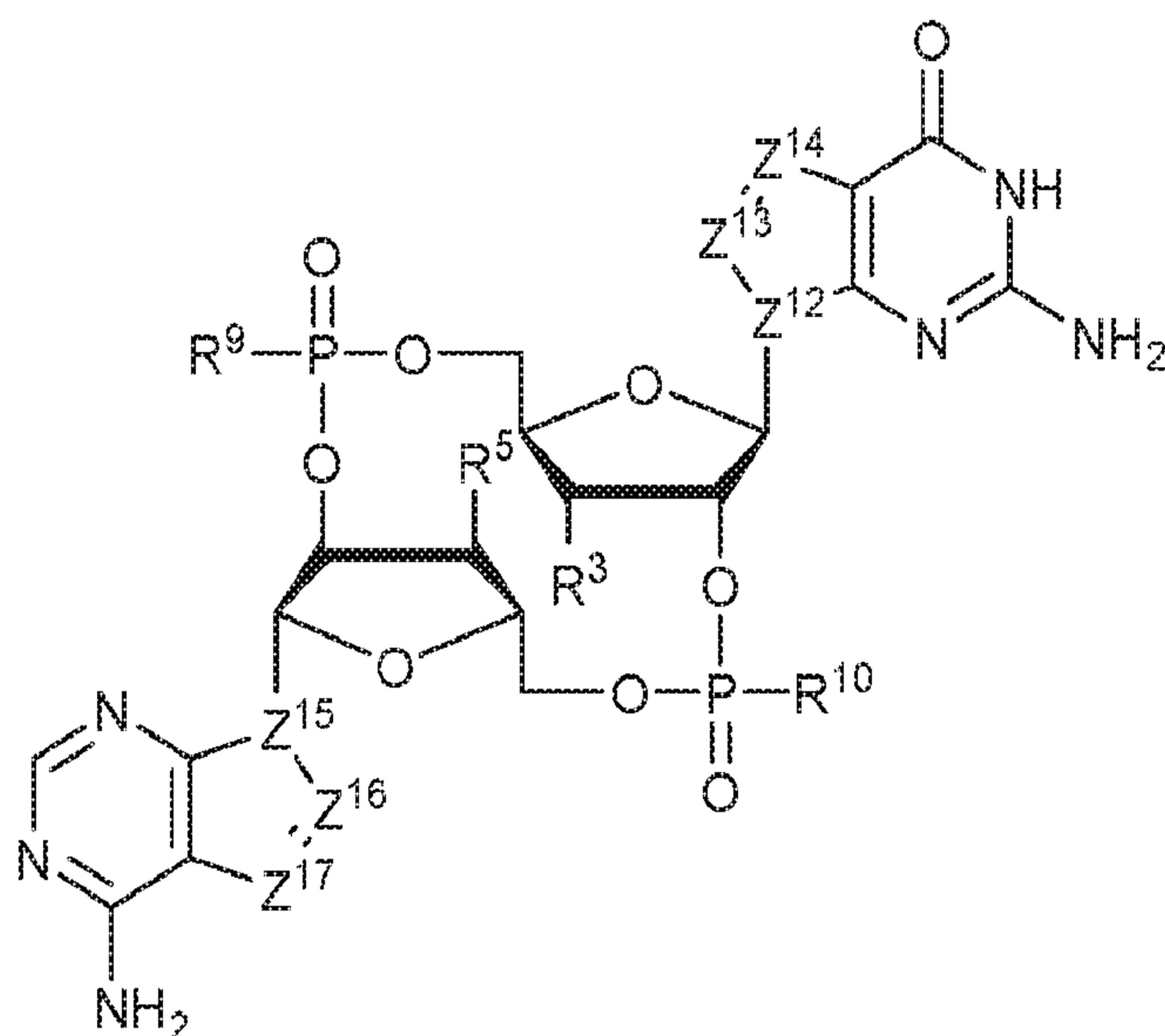
R⁶ is hydroxyl, thiol, C₁₋₆alkyl, C₁₋₆alkyl selectively functionalized with one or more halogen, thiol, hydroxyl, carbonyl, carboxyl, carbonyloxyl, C₁₋₆alkoxy, C₁₋₆hydroxyalkoxy, amino, C₁₋₆alkylamino, di(C₁₋₆alkyl)amino, or azido groups, C₁₋₆alkoxy, C₁₋₆alkoxy selectively functionalized with one or more halogen, thiol, hydroxyl, carbonyl, carboxyl, carbonyloxyl, C₁₋₆hydroxyalkoxy, amino, C₁₋₆alkylamino, di(C₁₋₆alkyl)amino, or azido groups, C₃₋₅alkenyl-O-, C₃₋₅alkynyl-O-, oligo(ethylene glycol), poly(ethylene glycol), borano (-BH₃⁻), or -NR⁷R⁸;

R⁷ and R⁸ are independently hydrogen, C₁₋₆alkyl, C₁₋₆alkyl selectively functionalized with one or more halogen, thiol, hydroxyl, carbonyl, carboxyl, carbonyloxyl, C₁₋₆alkoxy, C₁₋₆hydroxyalkoxy, amino, C₁₋₆alkylamino, di(C₁₋₆alkyl)amino, or azido groups, cyclic -(C₁₋₆alkyl)-, cyclic -(C₁₋₆alkyl)-selectively functionalized with one or more halogen, thiol, hydroxyl, carbonyl, carboxyl, carbonyloxyl, C₁₋₆alkoxy, C₁₋₆hydroxyalkoxy, amino, C₁₋₆alkylamino, or di(C₁₋₆alkyl)amino groups, cyclic -(C₁₋₆oxaalkyl)-, or cyclic -(C₁₋₆oxaalkyl)-selectively functionalized with one or more halogen, thiol, hydroxyl, carbonyl, carboxyl, carbonyloxyl, C₁₋₆hydroxyalkoxy, amino, C₁₋₆alkylamino, or di(C₁₋₆alkyl)amino groups; and

R³ and R⁵ are independently hydrogen, halogen, hydroxyl, amino, C₁₋₆alkyl, C₁₋₆alkyl selectively functionalized with one or more halogen, thiol, hydroxyl, carbonyl, carboxyl, carbonyloxyl, C₁₋₆alkoxy, C₁₋₆hydroxyalkoxy, amino, C₁₋₆alkylamino, di(C₁₋₆alkyl)amino, or azido groups, C₁₋₆alkoxy, C₁₋₆alkoxy selectively functionalized with one or more halogen, thiol, hydroxyl, carbonyl, carboxyl, carbonyloxyl, C₁₋₆hydroxyalkoxy, amino, C₁₋₆alkylamino, di(C₁₋₆alkyl)amino, or azido groups, C₃₋₅alkenyl-O-, C₃₋₅alkynyl-O-, oligo(ethylene glycol), poly(ethylene glycol), azido, or -NR⁷R⁸;

or a pharmaceutically acceptable salt thereof.

[042] In one embodiment, the present invention provides a compound of Formula Ig



Formula Ig

wherein:

Z^{12} , Z^{13} , Z^{14} , Z^{15} , Z^{16} , and Z^{17} are independently CH or N;

R^3 and R^5 are independently hydrogen, halogen, hydroxyl, amino, C₁₋₆alkyl, C₁₋₆alkyl selectively functionalized with one or more halogen, thiol, hydroxyl, carbonyl, carboxyl, carbonyloxy, C₁₋₆alkoxy, C₁₋₆hydroxyalkoxy, amino, C₁₋₆alkylamino, di(C₁₋₆alkyl)amino, or azido groups, C₁₋₆alkoxy, C₁₋₆alkoxy selectively functionalized with one or more halogen, thiol, hydroxyl, carbonyl, carboxyl, carbonyloxy, C₁₋₆hydroxyalkoxy, amino, C₁₋₆alkylamino, di(C₁₋₆alkyl)amino, or azido groups, C₃₋₅alkenyl-O-, C₃₋₅alkynyl-O-, oligo(ethylene glycol), poly(ethylene glycol), azido, or -NR⁷R⁸;

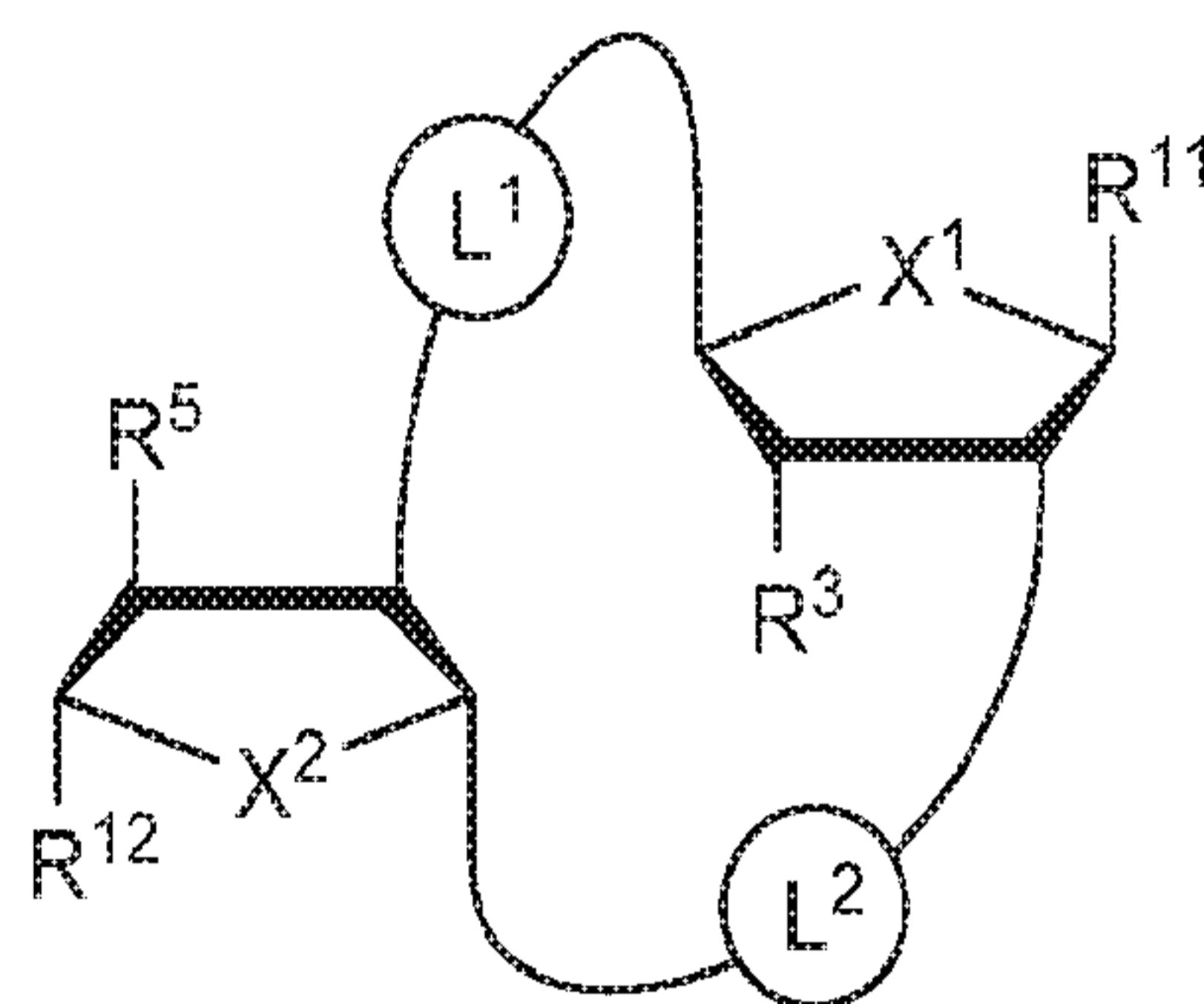
R^7 and R^8 are independently hydrogen, C₁₋₆alkyl, C₁₋₆alkyl selectively functionalized with one or more halogen, thiol, hydroxyl, carbonyl, carboxyl, carbonyloxy, C₁₋₆alkoxy, C₁₋₆hydroxyalkoxy, amino, C₁₋₆alkylamino, di(C₁₋₆alkyl)amino, or azido groups, cyclic -(C₁₋₆alkyl)-, cyclic -(C₁₋₆alkyl)- selectively functionalized with one or more halogen, thiol, hydroxyl, carbonyl, carboxyl, carbonyloxy, C₁₋₆alkoxy, C₁₋₆hydroxyalkoxy, amino, C₁₋₆alkylamino, or di(C₁₋₆alkyl)amino groups, cyclic -(C₁₋₆oxaalkyl)-, or cyclic -(C₁₋₆oxaalkyl)- selectively functionalized with one or more halogen, thiol, hydroxyl, carbonyl, carboxyl, carbonyloxy, C₁₋₆hydroxyalkoxy, amino, C₁₋₆alkylamino, or di(C₁₋₆alkyl)amino groups; and

R^9 and R^{10} are independently hydroxyl, thiol, C_{1-6} alkyl, C_{1-6} alkyl selectively functionalized with one or more halogen, thiol, hydroxyl, carbonyl, carboxyl, carbonyloxy, C_{1-6} alkoxy, C_{1-6} hydroxyalkoxy, amino, C_{1-6} alkylamino, di(C_{1-6} alkyl)amino, or azido groups, C_{1-6} alkoxy, C_{1-6} alkoxy selectively functionalized with one or more halogen, thiol, hydroxyl, carbonyl, carboxyl, carbonyloxy, C_{1-6} hydroxyalkoxy, amino, C_{1-6} alkylamino, di(C_{1-6} alkyl)amino, or azido groups, C_{3-5} alkenyl-O-, C_{3-5} alkynyl-O-, oligo(ethylene glycol), poly(ethylene glycol), borano ($-BH_3^-$), or $-NR^7R^8$;

or a pharmaceutically acceptable salt thereof.

[043] In another embodiment, the oxygen atom in one or both of the tetrahydrofuranyl rings of Formula **Ig** is replaced by a sulfur or a selenium atom.

[044] In another embodiment, the present invention provides a compound of Formula **Ih**

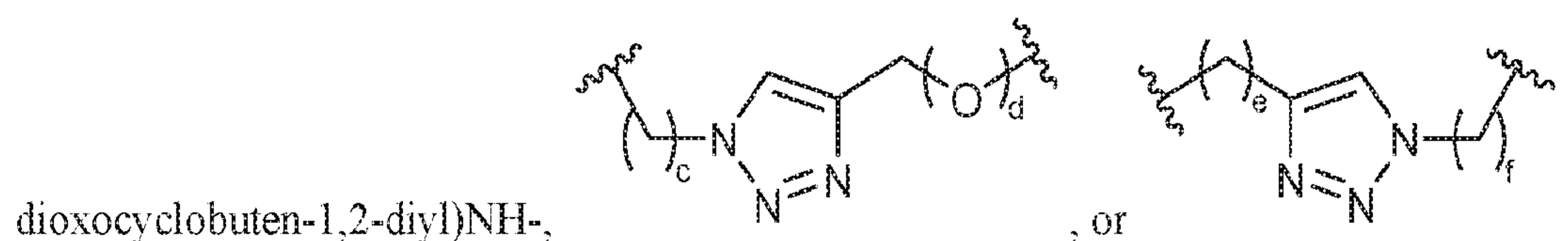


Formula **Ih**

wherein:

X^1 and X^2 are independently O, S or Se;

L^1 , starting from the carbon alpha to X^1 , and L^2 , starting from the carbon alpha to X^2 , are independently $-CH_2O-P(O)R^6-O-$, $-CH_2O-P(S)R^6-O-$, $-C(Y^1)(Y^2)O-P(O)R^6-C(Y^3)(Y^4)-$, $-CH_2NH SO_2NH-$, $-CH_2NHC(O)NH-$, $-CH_2NHC(S)NH-$, $-CH_2NHC(NH)NH-$, $-CH_2NHC(O)CH_2-$, $-CH_2NH SO_2CH_2-$, $-CH_2CH_2C(O)NH-$, $-CH_2CH_2SO_2NH-$, $-CH_2NH(3,4-$



dioxocyclobuten-1,2-diyl)NH-

c is 0, 1, or 2;

d , e , and f are independently 0 or 1;

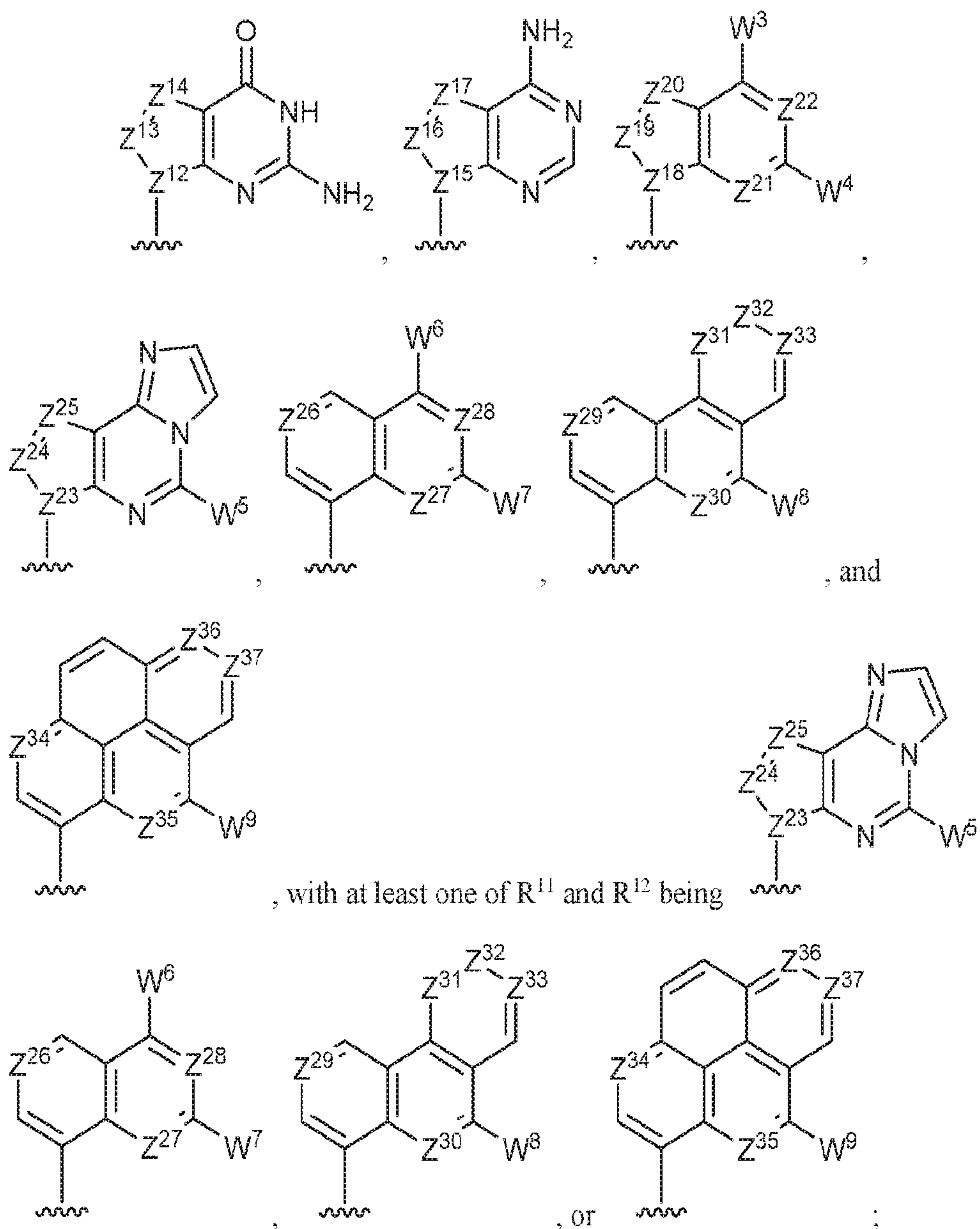
Y^1 , Y^2 , Y^3 , and Y^4 are independently H or F;

R^6 is hydroxyl, thiol, C₁₋₆alkyl, C₁₋₆alkyl selectively functionalized with one or more halogen, thiol, hydroxyl, carbonyl, carboxyl, carbonyloxy, C₁₋₆alkoxy, C₁₋₆hydroxyalkoxy, amino, C₁₋₆alkylamino, di(C₁₋₆alkyl)amino, or azido groups, C₁₋₆alkoxy, C₁₋₆alkoxy selectively functionalized with one or more halogen, thiol, hydroxyl, carbonyl, carboxyl, carbonyloxy, C₁₋₆hydroxyalkoxy, amino, C₁₋₆alkylamino, di(C₁₋₆alkyl)amino, or azido groups, C₃₋₅alkenyl-O-, C₃₋₅alkynyl-O-, oligo(ethylene glycol), poly(ethylene glycol), borano (-BH₃⁻), or -NR⁷R⁸;

R^7 and R^8 are independently hydrogen, C₁₋₆alkyl, C₁₋₆alkyl selectively functionalized with one or more halogen, thiol, hydroxyl, carbonyl, carboxyl, carbonyloxy, C₁₋₆alkoxy, C₁₋₆hydroxyalkoxy, amino, C₁₋₆alkylamino, di(C₁₋₆alkyl)amino, or azido groups, cyclic -(C₁₋₆alkyl)-, cyclic -(C₁₋₆alkyl)- selectively functionalized with one or more halogen, thiol, hydroxyl, carbonyl, carboxyl, carbonyloxy, C₁₋₆alkoxy, C₁₋₆hydroxyalkoxy, amino, C₁₋₆alkylamino, or di(C₁₋₆alkyl)amino groups, cyclic -(C₁₋₆oxaalkyl)-, or cyclic -(C₁₋₆oxaalkyl)- selectively functionalized with one or more halogen, thiol, hydroxyl, carbonyl, carboxyl, carbonyloxy, C₁₋₆hydroxyalkoxy, amino, C₁₋₆alkylamino, or di(C₁₋₆alkyl)amino groups;

R^3 and R^5 are independently hydrogen, halogen, hydroxyl, amino, C₁₋₆alkyl, C₁₋₆alkyl selectively functionalized with one or more halogen, thiol, hydroxyl, carbonyl, carboxyl, carbonyloxy, C₁₋₆alkoxy, C₁₋₆hydroxyalkoxy, amino, C₁₋₆alkylamino, di(C₁₋₆alkyl)amino, or azido groups, C₁₋₆alkoxy, C₁₋₆alkoxy selectively functionalized with one or more halogen, thiol, hydroxyl, carbonyl, carboxyl, carbonyloxy, C₁₋₆hydroxyalkoxy, amino, C₁₋₆alkylamino, di(C₁₋₆alkyl)amino, or azido groups, C₃₋₅alkenyl-O-, C₃₋₅alkynyl-O-, oligo(ethylene glycol), poly(ethylene glycol), azido, or -NR⁷R⁸;

R^{11} and R^{12} are independently selected from the group consisting of:

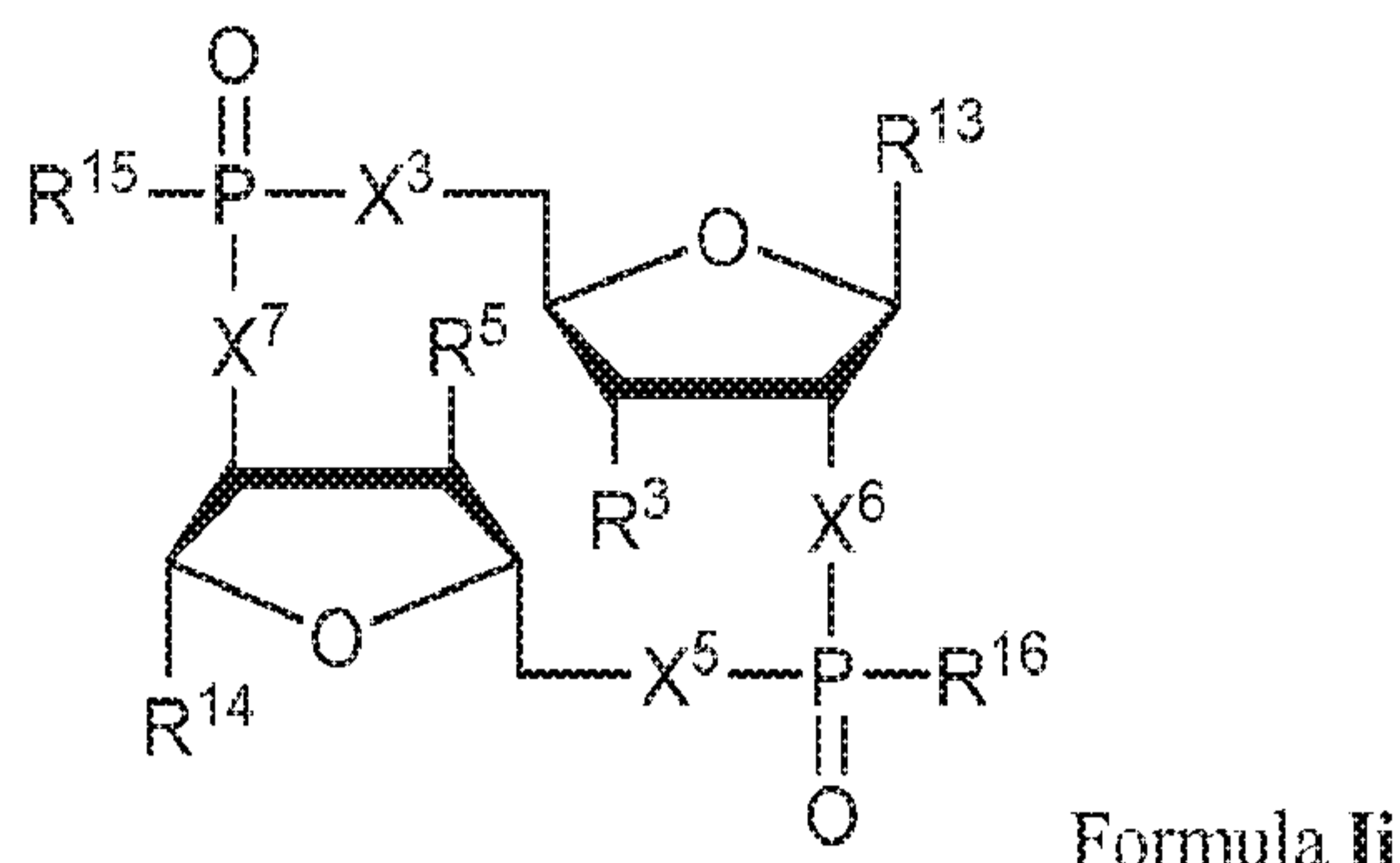


Z¹², Z¹³, Z¹⁴, Z¹⁵, Z¹⁶, Z¹⁷, Z¹⁸, Z¹⁹, Z²⁰, Z²¹, Z²², Z²³, Z²⁴, Z²⁵, Z²⁶, Z²⁷, Z²⁸, Z²⁹, Z³⁰, Z³¹, Z³², Z³³, Z³⁴, Z³⁵, Z³⁶, and Z³⁷ are each independently CH or N; and

W³, W⁴, W⁵, W⁶, W⁷, W⁸, and W⁹ are independently hydrogen, halogen, hydroxyl, C₁₋₆alkyl, C₁₋₆alkyl selectively functionalized with one or more halogen, thiol, hydroxyl, carbonyl, carboxyl, carbonyloxy, C₁₋₆alkoxy, C₁₋₆hydroxyalkoxy, amino, C₁₋₆alkylamino, di(C₁₋₆alkyl)amino, or azido groups, C₁₋₆alkoxy, C₁₋₆alkoxy selectively functionalized with one or more halogen, thiol, hydroxyl, carbonyl, carboxyl, carbonyloxy, C₁₋₆hydroxyalkoxy, amino, C₁₋₆alkylamino, di(C₁₋₆alkyl)amino, or azido groups, C₃₋₅alkenyl-O-, C₃₋₅alkynyl-O-, oligo(ethylene glycol), poly(ethylene glycol), azido, or -NR⁷R⁸;

or a pharmaceutically acceptable salt thereof.

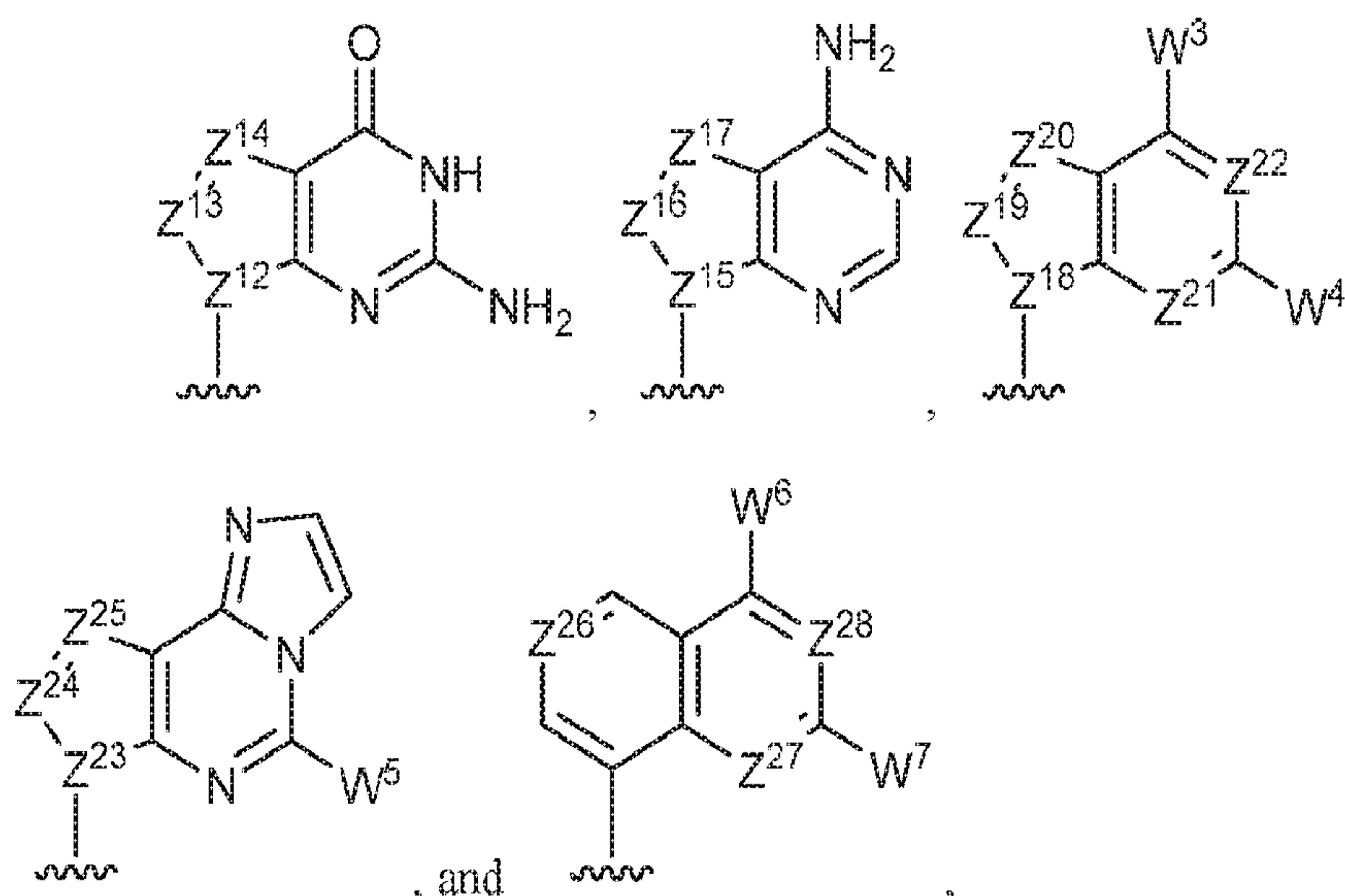
[045] In another embodiment, the present invention provides a compound of Formula II



wherein:

X³, X⁵, X⁶, and X⁷ are independently O, NH, CH₂, CHF, or CF₂;

R¹³ and R¹⁴ are independently selected from the group consisting of:



Z¹², Z¹³, Z¹⁴, Z¹⁵, Z¹⁶, Z¹⁷, Z¹⁸, Z¹⁹, Z²⁰, Z²¹, Z²², Z²³, Z²⁴, Z²⁵, Z²⁶, Z²⁷, and Z²⁸

are each independently CH or N; and

W³, W⁴, W⁵, W⁶, and W⁷ are independently hydrogen, halogen, hydroxyl, C₁₋₆alkyl, C₁₋₆alkyl selectively functionalized with one or more halogen, thiol, hydroxyl, carbonyl, carboxyl, carbonyloxy, C₁₋₆alkoxy, C₁₋₆hydroxyalkoxy, amino, C₁₋₆alkylamino, di(C₁₋₆alkyl)amino, or azido groups, C₁₋₆alkoxy, C₁₋₆alkoxy selectively functionalized with one or more halogen, thiol, hydroxyl, carbonyl, carboxyl, carbonyloxy, C₁₋₆hydroxyalkoxy, amino, C₁₋₆alkylamino, di(C₁₋₆alkyl)amino, or

azido groups, C₃₋₅alkenyl-O-, C₃₋₅alkynyl-O-, oligo(ethylene glycol), poly(ethylene glycol), azido, or -NR⁷R⁸;

R⁷ and R⁸ are independently hydrogen, C₁₋₆alkyl, C₁₋₆alkyl selectively functionalized with one or more halogen, thiol, hydroxyl, carbonyl, carboxyl, carbonyloxy, C₁₋₆alkoxy, C₁₋₆hydroxyalkoxy, amino, C₁₋₆alkylamino, di(C₁₋₆alkyl)amino, or azido groups, cyclic -(C₁₋₆alkyl)-, cyclic -(C₁₋₆alkyl)-selectively functionalized with one or more halogen, thiol, hydroxyl, carbonyl, carboxyl, carbonyloxy, C₁₋₆alkoxy, C₁₋₆hydroxyalkoxy, amino, C₁₋₆alkylamino, or di(C₁₋₆alkyl)amino groups, cyclic -(C₁₋₆oxaalkyl)-, or cyclic -(C₁₋₆oxaalkyl)-selectively functionalized with one or more halogen, thiol, hydroxyl, carbonyl, carboxyl, carbonyloxy, C₁₋₆hydroxyalkoxy, amino, C₁₋₆alkylamino, or di(C₁₋₆alkyl)amino groups;

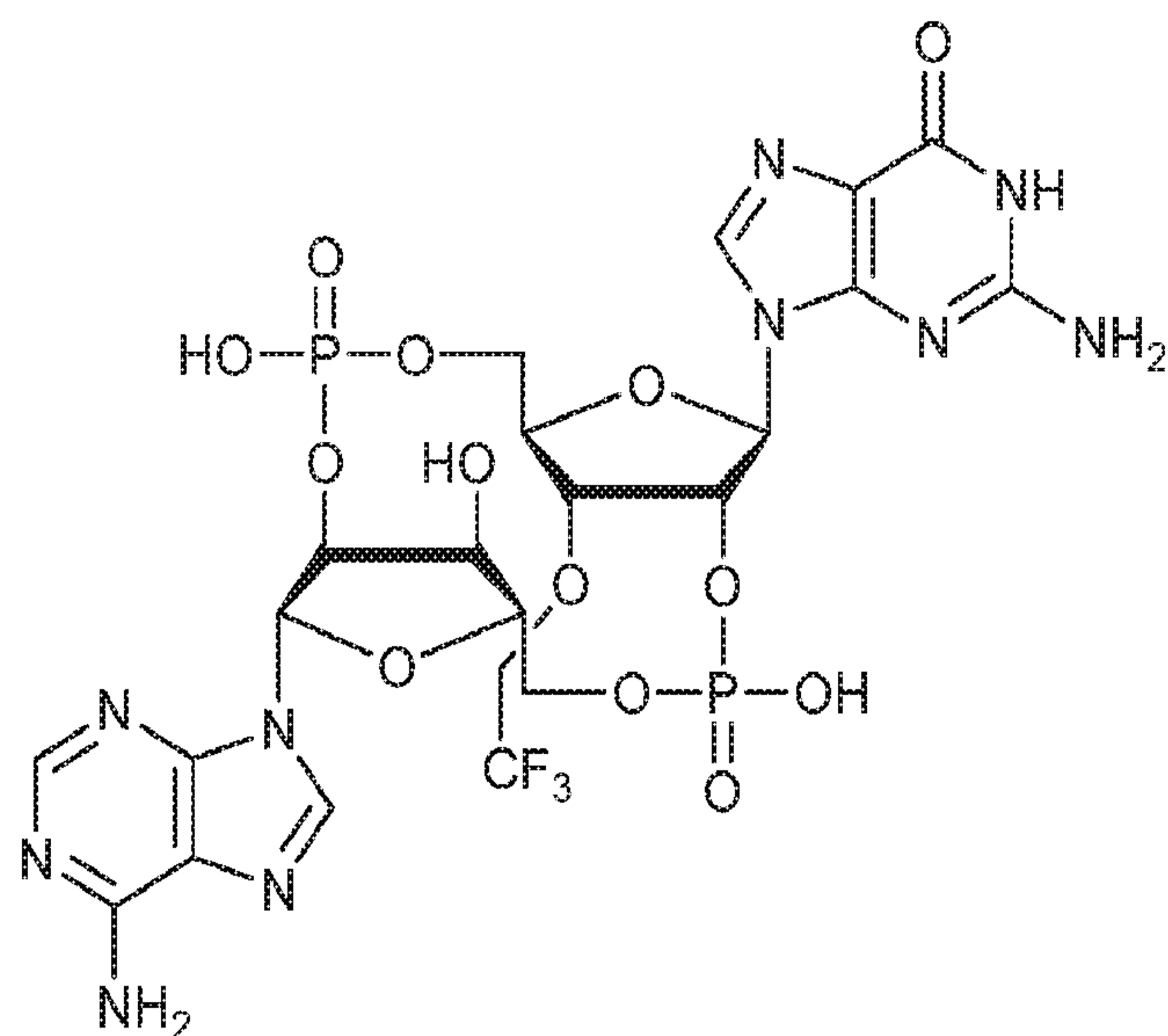
R³ and R⁵ are independently hydrogen, halogen, hydroxyl, amino, C₁₋₆alkyl, C₁₋₆alkyl selectively functionalized with one or more halogen, thiol, hydroxyl, carbonyl, carboxyl, carbonyloxy, C₁₋₆alkoxy, C₁₋₆hydroxyalkoxy, amino, C₁₋₆alkylamino, di(C₁₋₆alkyl)amino, or azido groups, C₁₋₆alkoxy, C₁₋₆alkoxy selectively functionalized with one or more halogen, thiol, hydroxyl, carbonyl, carboxyl, carbonyloxy, C₁₋₆hydroxyalkoxy, amino, C₁₋₆alkylamino, di(C₁₋₆alkyl)amino, or azido groups, C₃₋₅alkenyl-O-, C₃₋₅alkynyl-O-, oligo(ethylene glycol), poly(ethylene glycol), azido, or -NR⁷R⁸; and

R¹⁵ and R¹⁶ are independently hydroxyl, thiol, methoxy, ethoxy, amino, *N*-methylamino, *N,N*-dimethylamino, *N*-ethylamino, *N,N*-diethylamino, *N*-morpholino, or borano (-BH₃⁻);

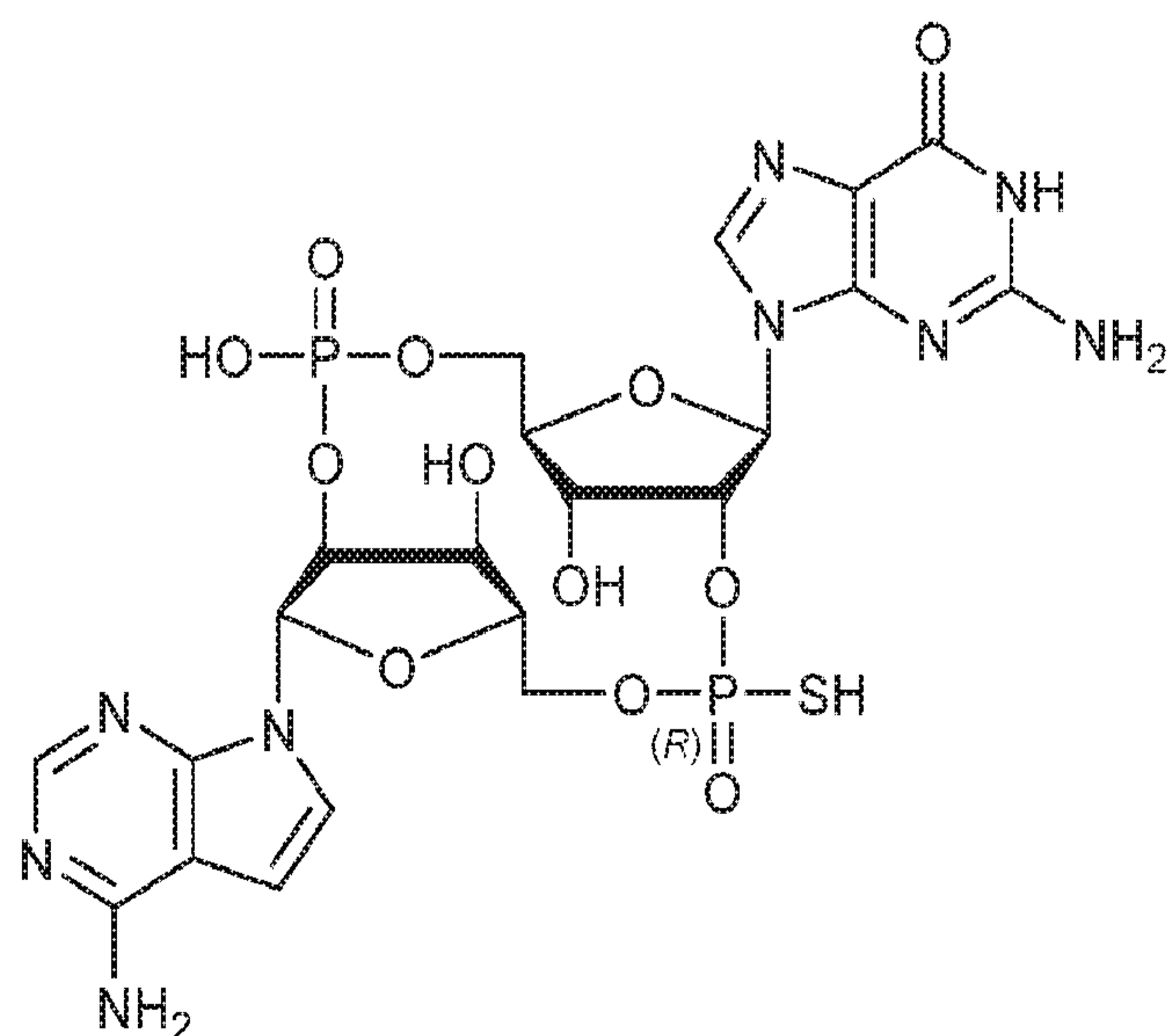
or a pharmaceutically acceptable salt thereof.

[046] In another embodiment, the oxygen atom in one or both of the tetrahydrofuran rings of Formula **II** is replaced by a sulfur or a selenium atom.

[047] In another embodiment, the compound is:



[048] In another embodiment, the compound is:



[049] In another aspect, the present invention provides a pharmaceutical composition comprising a compound of Formula I or a pharmaceutically acceptable salt thereof, and one or more pharmaceutically acceptable excipients.

[050] In another aspect, the present invention provides a method of treating a disease or condition in which modulation of STING is beneficial comprising: administering to a patient in need thereof a compound of Formula I or a pharmaceutically acceptable salt thereof.

[051] In another aspect, the present invention provides a compound of Formula I or a pharmaceutically acceptable salt thereof, for use in the treatment of a disease or condition in which modulation of STING is beneficial.

[052] In another aspect, the present invention provides a compound of Formula I or a pharmaceutically acceptable salt thereof, for use in therapy.

[053] In another aspect, the present invention provides a compound of Formula I or a pharmaceutically acceptable salt thereof, for use in the treatment of cancer.

[054] In another aspect, the present invention provides a compound of Formula I or a pharmaceutically acceptable salt thereof, or a pharmaceutically composition thereof, such as a nanoparticle or a delivery vehicles that enhances the cellular uptake, stability and efficacy of a compound of Formula I for use in the treatment of cancer.

[055] In another aspect, the present invention provides a method of treating cancer comprising: administering a therapeutically effective amount of a compound of Formula I, or a pharmaceutically acceptable salt thereof, to a patient in need thereof.

[056] In another aspect, the present invention provides the use of a compound of Formula I, or a pharmaceutically acceptable salt thereof, in the manufacture of a medication for the treatment of cancer.

[057] In another aspect, the present invention provides pharmaceutical composition comprising: a compound of Formula I, or a pharmaceutically acceptable salt thereof, and at least one further therapeutic agent.

[058] In another aspect, the present invention provides a pharmaceutical composition comprising: a compound of Formula I, or a pharmaceutically acceptable salt thereof, at least one further therapeutic agent, and one or more of pharmaceutically acceptable excipients.

[059] In another aspect, the present invention provides a pharmaceutical composition comprising: a compound of Formula I, or a pharmaceutically acceptable salt thereof, and at least one further therapeutic agent for use in therapy.

[060] In another aspect, the present invention provides a pharmaceutical composition comprising: a compound of Formula I, or a pharmaceutically acceptable salt thereof, and at least one further therapeutic agent for use in the treatment of a disease or condition for which modulation of STING is beneficial.

[061] In another aspect, the present invention provides a pharmaceutical composition comprising: a compound of Formula I, or a pharmaceutically acceptable salt thereof, and at least one further therapeutic agent for use in the treatment of cancer.

[062] In another aspect, the present invention provides a method for treating a disease or condition for which modulation of STING is beneficial comprising: administering to a patient in need thereof a therapeutically effective amount of a combination comprising a

compound of Formula I, or a pharmaceutically acceptable salt thereof, and at least one further therapeutic agent.

[063] In another aspect, the present invention provides a method of treating cancer comprising: administering to a patient in need thereof a therapeutically effective amount of a pharmaceutical composition comprising: a compound of Formula I, or a pharmaceutically acceptable salt thereof, and at least one further therapeutic agent.

[064] In another aspect, the present invention provides a pharmaceutical composition comprising: a compound of Formula I, or a pharmaceutically acceptable salt thereof, and at least one further therapeutic agent for use in the treatment of cancer. The therapeutic agent includes but is not limited to immune checkpoint inhibitors, such as humanized antibodies against PD1, PD-L1, CTLA4 and other molecules that block effective anti-tumor immune responses.

[065] In another aspect, the present invention provides a method of treating cancer comprising: administering to a patient in need thereof a therapeutically effective amount of a pharmaceutical composition comprising: a compound of Formula I, or a pharmaceutically acceptable salt thereof, and at least one further therapeutic agent. The therapeutic agent includes but is not limited to immune checkpoint inhibitors, such as humanized antibodies against PD1, PD-L1, CTLA4 and other molecules that block effective anti-tumor immune responses.

[066] In another aspect, the present invention provides a pharmaceutical composition comprising: a compound of Formula I, or a pharmaceutically acceptable salt thereof, and at least one further therapeutic agent for use in the treatment of cancer. The therapeutic agent includes radiation, such as high-dose radiation, which directly kills tumor cells, enhances presentation of tumor antigens and activates the STING pathway.

[067] In another aspect, the present invention provides a method of treating cancer comprising: administering to a patient in need thereof a therapeutically effective amount of a pharmaceutical composition comprising: a compound of Formula I, or a pharmaceutically acceptable salt thereof, and at least one further therapeutic agent. The therapeutic agent includes radiation, such as high-dose radiation, which directly kills tumor cells, enhances presentation of tumor antigens and activates the STING pathway.

[068] In another aspect, the present invention provides a pharmaceutical composition comprising: a compound of Formula I, or a pharmaceutically acceptable salt thereof, and at least one further therapeutic agent for use in the treatment of cancer. The

therapeutic agent includes another chemotherapeutic agent that selectively kills tumor cells and enhances presentation of tumor antigens.

[069] In another aspect, the present invention provides a method of treating cancer comprising: administering to a patient in need thereof a therapeutically effective amount of a pharmaceutical composition comprising: a compound of Formula I, or a pharmaceutically acceptable salt thereof, and at least one further therapeutic agent. The therapeutic agent includes another chemotherapeutic agent that selectively kills tumor cells and enhances presentation of tumor antigens.

[070] In another aspect, the present invention provides a pharmaceutical composition comprising: a compound of Formula I, or a pharmaceutically acceptable salt thereof, a pharmaceutical formulation including a nanoparticle, and at least one further therapeutic agent for use in the treatment of cancer. The therapeutic agent includes radiation and/or another chemotherapeutic agent.

[071] In another aspect, the present invention provides a method of treating cancer comprising: administering to a patient in need thereof a therapeutically effective amount of a pharmaceutical composition comprising: a compound of Formula I, or a pharmaceutically acceptable salt thereof, a pharmaceutical formulation including a nanoparticle, and at least one further therapeutic agent for use in the treatment of cancer. The therapeutic agent includes radiation and/or another chemotherapeutic agent.

[072] In another aspect, the present invention provides a method of treating cancer comprising: administering to a patient in need thereof a therapeutically effective amount of a pharmaceutical composition comprising: a compound of Formula I, or a pharmaceutically acceptable salt thereof, a pharmaceutical formulation including a nanoparticle, and at least one further therapeutic agent for use in the treatment of cancer. The compound of Formula I, may be injected directly to tumors, or systemically, including injection into muscles (intramuscular), skins (subcutaneous and intra-dermal), peritoneal (intraperitoneal), lymph nodes (intralymphatic) or veins (intravenous).

[073] In another aspect, the present invention provides a compound of Formula I, or a pharmaceutically acceptable salt thereof, for use as a vaccine adjuvant.

[074] In another aspect, the present invention provides a compound of Formula I, or a pharmaceutically acceptable salt thereof, or a pharmaceutical composition thereof, such as a nanoparticle or a delivery vehicles that enhances the cellular uptake, stability and efficacy of a compound of Formula I, for use as a vaccine adjuvant.

[075] In one embodiment, the pharmaceutical composition is a vaccine.

[076] In another embodiment, the present invention provides a method of inducing or promoting an immune response comprising: administering to a patient in need thereof a therapeutically effective amount of a pharmaceutical composition comprising a compound of Formula I, or a pharmaceutically acceptable salt thereof, as an adjuvant and a tumor antigen.

[077] In another embodiment, the present invention provides a method of inducing or promoting an immune response comprising: administering to a patient in need thereof a therapeutically effective amount of a pharmaceutical composition comprising a compound of Formula I, or a pharmaceutical composition thereof, as an adjuvant, a tumor antigen, or a pharmaceutical composition thereof, such as a nanoparticle or a delivery vehicles that enhances the cellular uptake of the adjuvant and tumor antigen.

[078] In another aspect, the present invention provides a pharmaceutical composition comprising: a compound of Formula I, or a pharmaceutically acceptable salt thereof, as an adjuvant and an immunogen for a target pathogen.

[079] In another aspect, the present invention provides a compound of Formula I, or a pharmaceutically acceptable salt thereof, for use as a vaccine adjuvant.

[080] In another embodiment, the present invention provides a method of inducing or promoting an immune response comprising: administering to a patient in need thereof a therapeutically effective amount of a pharmaceutical composition comprising a compound of Formula I, or a pharmaceutically acceptable salt thereof, as an adjuvant and an immunogen for a target pathogen.

[081] In another aspect, the present invention provides a vaccine adjuvant comprising: a compound of Formula I, or a pharmaceutically acceptable salt thereof.

[082] In another aspect, the present invention provides an immunogenic composition comprising: an antigen or antigen composition and a compound of Formula I, or a pharmaceutically acceptable salt thereof.

[083] In another aspect, the present invention provides an immunogenic composition comprising: an antigen or antigen composition and a compound of Formula I, or a pharmaceutically acceptable salt thereof, for use in the treatment or prevention of a disease, including cancer and infectious diseases.

[084] In another aspect, the present invention provides the use of a compound of Formula I, or a pharmaceutically acceptable salt thereof, for the manufacture of an immunogenic composition comprising an antigen or antigen composition, for the treatment or prevention of a disease, including cancer and infectious diseases.

[085] In another aspect, the present invention provides a method of treating or preventing a disease comprising: administering to a patient suffering from or susceptible to the disease, an immunogenic composition comprising an antigen or antigen composition and a compound of Formula I, or a pharmaceutically acceptable salt thereof.

[086] In another aspect, the present invention provides a vaccine composition comprising: an antigen or antigen composition and a compound of Formula I, or a pharmaceutically acceptable salt thereof, for use in the treatment or prevention of a disease, including cancer and infectious diseases.

[087] In another aspect, the present invention provides the use of a compound of Formula I, or a pharmaceutically acceptable salt thereof, for the manufacture of a vaccine composition comprising an antigen or antigen composition for the treatment or prevention of a disease, including cancer and infectious diseases.

[088] In another aspect, the present invention provides a method of treating or preventing disease comprising the administration to a patient suffering from or susceptible to the disease, a vaccine composition comprising an antigen or antigen composition and a compound of Formula I, or a pharmaceutically acceptable salt thereof.

[089] In another aspect, the present invention provides a compound of Formula I, or a pharmaceutically acceptable salt thereof, for use in the treatment of immune disorders, including autoimmune and autoinflammatory diseases.

[090] In another aspect, the present invention provides a compound of Formula I, or a pharmaceutically acceptable salt thereof, or a pharmaceutically composition thereof, such as a nanoparticle or a delivery vehicles that enhances the cellular uptake, stability and efficacy of a compound of Formula I, for use in the treatment of immune disorders, including autoimmune and autoinflammatory diseases.

[091] In another aspect, the present invention provides a method of treating immune disorders comprising: administering a therapeutically effective amount of a compound of Formula I, or a pharmaceutically acceptable salt thereof, to a patient in need thereof.

[092] In another aspect, the present invention provides the use of a compound of Formula I, or a pharmaceutically acceptable salt thereof, in the manufacture of a medication for the treatment of immune disorders, including autoimmune and autoinflammatory diseases.

[093] It will be appreciated that all combinations of the above aspects/embodiments, and other aspects/embodiments disclosed elsewhere herein, are contemplated and are further embodiments of the invention.

DETAILED DESCRIPTION

[094] The present invention provides novel cGAMP analogs, pharmaceutical compositions thereof, and uses thereof in therapy. 2'3'-cGAMP is an endogenous second messenger produced by mammalian cells. It is a high affinity ligand for STING, inducing conformational changes therein, and a potent inducer of type-I interferons. cGAS and the cGAS-cGAMP pathway is important for triggering inflammatory responses to self and foreign DNA. As such, cGAS is important for immune defense against microbial pathogens that contain DNA and require DNA in their life cycles. These pathogens include DNA viruses, retroviruses including HIV, bacteria including mycobacterium tuberculosis, fungi and parasites. cGAS can also detect tumor DNA and is important for the body's intrinsic immunity against malignant cells. Activation of the cGAS-cGAMP-STING pathway is important for cancer immunotherapy.

[095] As a potent inducer of type-I interferons, cGAMP (and hence the cGAMP analogs of the present invention) provides a rational immune adjuvant. As such, a compound of Formula I or a pharmaceutically acceptable salt thereof, may be used as a vaccine adjuvant, particularly with mucosal vaccines, and may be formulated with immunogens and delivered as have been cyclic-di-GMP and c-di-AMP as vaccine adjuvants (see, e.g. Pedersen, et al. PLoS ONE, Nov 2011, 6, 11, e26973; Ebensen et al., Vaccine 29, 2011, 5210-5220; Chen et al., Vaccine 28, 2010, 3080-3085). In fact, such adjuvants are often more effective because cGAMP (and the cGAMP analogs of the present invention) is more potent than c-di-GMP in inducing interferons.

[096] In one aspect, the invention provides a pharmaceutical composition comprising a compound of Formula I or a pharmaceutically acceptable salt thereof, for use in the treatment of cancer. In one embodiment, the pharmaceutical composition is a compound of Formula I. In another embodiment, the pharmaceutical composition is a compound of Formula I in a pharmaceutical formulation including a nanoparticle or another delivery vehicle. In another embodiment, the pharmaceutical composition is a compound of Formula I in combination with at least one further therapeutic agent, which includes but is not limited to immune checkpoint inhibitors such as antibodies against PD-1, PD-L1 or CTLA-4. The therapeutic agent used in combination with a compound of Formula I also includes radiation of tumors or a chemotherapeutic agent that targets tumor cells.

[097] In another aspect, the invention provides a pharmaceutical composition comprising a compound of Formula I or a pharmaceutically acceptable salt thereof, as an

adjuvant and an immunogen for a target pathogen. In one embodiment, the pharmaceutical composition is a vaccine. In another embodiment, the present invention provides a method of inducing or promoting an immune response comprising: administering to a patient in need thereof an effective amount a pharmaceutical composition comprising a compound of Formula I or a pharmaceutically acceptable salt thereof, as an adjuvant and an immunogen for a target pathogen.

[098] As used herein:

[099] The terms "halo" and "halogen", alone or in combination with other groups, refers to fluoro-, chloro-, bromo- and iodo-.

[0100] The term "C₁₋₆ alkyl", alone or in combination with other groups, refers to monovalent, linear chain or branched chain alkyl groups containing from 1 to 6 carbon atoms. Exemplary C₁₋₆ alkyl groups include but not limited to methyl, ethyl, *n*-propyl, *iso*-propyl, *n*-butyl, *sec*-butyl and *tert*-butyl groups. More preferred are C₁₋₄ alkyls.

[0101] The term "C₁₋₆ alkoxy" refers to, alone or in combination with other groups, R'-O-, where R' is C₁₋₆ alkyl.

[0102] The term "haloC₁₋₆alkyl", alone or in combination with other groups, refers to a C₁₋₆ alkyl group substituted with one or more halo substituents, for example CF₃ and CH₂CF₃.

[0103] The term "a compound of the invention" or "a compound of Formula I" includes all solvates, complexes, polymorphs, radiolabeled derivatives, tautomers, stereoisomers, and optical isomers of the compounds of Formula I and salts thereof, unless otherwise specified.

[0104] The term "effective amount" means that amount of a drug or pharmaceutical agent that will elicit the biological or medical response of a tissue, system, animal or human that is being sought, for instance, by a researcher or clinician.

[0105] The term "therapeutically effective amount" means any amount which, as compared to a corresponding subject who has not received such amount, results in improved treatment, healing, prevention, or amelioration of a disease, disorder, or side effect, or a decrease in the rate of advancement of a disease or disorder. The term also includes within its scope amounts effective to enhance normal physiological function.

[0106] The term "prophylaxis" includes prevention and refers to a measure or procedure which is to prevent rather than cure or treat a disease. Preventing refers to a reduction in risk of acquiring or developing a disease causing at least one clinical symptom of

the disease not to developing a subject that may be exposed to a disease-causing agent or a subject predisposed to the disease in advance of disease onset.

[0107] The term "pharmaceutically acceptable" refers to those compounds, materials, compositions, and dosage forms which are, within the scope of sound medical judgment, suitable for use in contact with the tissues of human beings and animals without excessive toxicity, irritation, or other problem or complication, commensurate with a reasonable benefit/risk ratio.

[0108] The term "pharmaceutically acceptable excipients" includes all diluents, carriers, binders, glidants, and other components of pharmaceutical formulations with which the compound of the invention is administered.

[0109] The compounds of the invention may exist in solid or liquid form. In solid form, compound of the invention may exist in a continuum of solid states ranging from fully amorphous to fully crystalline.

[0110] The term 'amorphous' refers to a state in which the material lacks long range order at the molecular level and, depending upon the temperature, may exhibit the physical properties of a solid or a liquid. Typically, such materials do not give distinctive X-ray diffraction patterns and, while exhibiting the properties of a solid, are more formally described as a liquid. Upon heating, a change from solid to liquid properties occurs which is characterized by a change of state, typically second order ('glass transition').

[0111] The term 'crystalline' refers to a solid phase in which the material has a regular ordered internal structure at the molecular level and gives a distinctive X-ray diffraction pattern with defined peaks. Such materials when heated sufficiently will also exhibit the properties of a liquid, but the change from solid to liquid is characterized by a phase change, typically first order ('melting point').

[0112] The compounds of the invention may have the ability to crystallize in more than one form, a characteristic, which is known as polymorphism, and it is understood that such polymorphic forms ("polymorphs") are within the scope of the invention. Polymorphism generally can occur as a response to changes in temperature or pressure or both and can also result from variations in the crystallization process. Polymorphs can be distinguished by various physical characteristics known in the art such as x-ray diffraction patterns, solubility and melting point.

[0113] The compound of Formula I may exist in solvated and unsolvated forms. As used herein, the term "solvate" refers to a complex of variable stoichiometry formed by a solute (in this invention, a compound of Formula I or a salt) and a solvent. Such solvents for

the purpose of the invention may not interfere with the biological activity of the solute. The skilled artisan will appreciate that pharmaceutically acceptable solvates may be formed for crystalline compounds wherein solvent molecules are incorporated into the crystalline lattice during crystallization. The incorporated solvent molecules may be water molecules or non-aqueous such as ethanol, isopropanol, DMSO, acetic acid, ethanolamine, and ethyl acetate molecules. Crystalline lattice incorporated with water molecules are typically referred to as "hydrates". Hydrates include stoichiometric hydrates as well as compositions containing variable amounts of water. The present invention includes all such solvates.

[0114] It is also noted that some compounds may form tautomers. 'Tautomers' refer to compounds that are interchangeable forms of a particular compound structure, and that vary in the displacement of hydrogen atoms and electrons. Thus, two structures may be in equilibrium through the movement of re electrons and an atom (usually H). For example, enols and ketones are tautomers because they are rapidly interconverted by treatment with either acid or base. It is understood that all tautomers and mixtures of tautomers of the compounds of the present invention are included within the scope of the compounds of the present invention.

[0115] The compounds of Formula I may be in the form of a salt. Typically, the salts of the present invention are pharmaceutically acceptable salts. Salts encompassed within the term "pharmaceutically acceptable salts" refer to non-toxic salts of the compounds of this invention. For a review on suitable salts, see e.g., Berge et al, J. Pharm. Sci. 1977, 66, 1-19. Suitable pharmaceutically acceptable salts can include acid addition salts. A pharmaceutically acceptable acid addition salt can be formed by reaction of a compound of Formula I with a suitable inorganic or organic acid (such as hydrobromic, hydrochloric, sulfuric, nitric, phosphoric, *p*-toluenesulfonic, benzenesulfonic, methanesulfonic, ethanesulfonic, naphthalenesulfonic such as 2-naphthalenesulfonic), optionally in a suitable solvent such as an organic solvent, to give the salt which is usually isolated for example by crystallization and filtration. A pharmaceutically acceptable acid addition salt of a compound of Formula I can be, for example, a hydrobromide, hydrochloride, sulfate, nitrate, phosphate, *p*-toluenesulfonate, benzenesulfonate, methanesulfonate, ethanesulfonate, or naphthalenesulfonate (e.g. 2-naphthalenesulfonate) salt. Other non-pharmaceutically acceptable salts, e.g. trifluoroacetates, may be used, for example in the isolation of compounds of the invention, and are included within the scope of this invention.

[0116] The invention includes within its scope all possible stoichiometric and non-stoichiometric forms of the compounds of Formula I.

[0117] While it is possible that, for use in therapy, the compound of the invention may be administered as the raw chemical, it is possible to present the compound of the invention as the active ingredient in a pharmaceutical composition. Such compositions can be prepared in a manner well known in the pharmaceutical art and comprise at least one active compound. Accordingly, the invention further provides pharmaceutical compositions comprising a compound of the invention and one or more pharmaceutically acceptable excipients. The excipient(s) must be acceptable in the sense of being compatible with the other ingredients of the composition and not deleterious to the recipient thereof. In accordance with another aspect of the invention there is also provided a process for the preparation of a pharmaceutical composition including the agent, or pharmaceutically acceptable salts thereof, with one or more pharmaceutically acceptable excipients. The pharmaceutical composition can be for use in the treatment and/or prophylaxis of any of the conditions described herein.

[0118] Generally, the compound of the invention is administered in a pharmaceutically effective amount. The amount of the compound actually administered will typically be determined by a physician, in the light of the relevant circumstances, including the condition to be treated, the chosen route of administration, the actual compound administered, the age, weight, and response of the individual patient, the severity of the patient's symptoms, and the like. Pharmaceutical compositions may be presented in unit dose forms containing a predetermined amount of active ingredient per unit dose. The term "unit dosage forms" refers to physically discrete units suitable as unitary dosages for human subjects and other mammals, each unit containing a predetermined quantity of active material calculated to produce the desired therapeutic effect, in association with a suitable pharmaceutical excipient, vehicle or carrier. Typical unit dosage forms include prefilled, premeasured ampules or syringes of the liquid compositions or pills, tablets, capsules or the like in the case of solid compositions.

[0119] Preferred unit dosage compositions are those containing a daily dose or sub-dose, or an appropriate fraction thereof, of an active ingredient. Such unit doses may therefore be administered once or more than once a day. Such pharmaceutical compositions may be prepared by any of the methods well known in the pharmacy art.

[0120] Pharmaceutical compositions may be adapted for administration by any appropriate route, for example by the oral (including buccal or sublingual), rectal, inhaled, intranasal, topical (including buccal, sublingual or transdermal), vaginal or parenteral (including subcutaneous, intramuscular, intravenous or intradermal) route. Such compositions

may be prepared by any method known in the art of pharmacy, for example by bringing into association the active ingredient with the carrier(s) or excipient(s).

[0121] Pharmaceutical compositions adapted for oral administration may be presented as discrete units such as capsules or tablets; powders or granules; solutions or suspensions in aqueous or non-aqueous liquids; edible foams or whips; or oil-in-water liquid emulsions or water-in-oil liquid emulsions.

[0122] For instance, for oral administration in the form of a tablet or capsule, the active drug component can be combined with an oral, non-toxic pharmaceutically acceptable inert excipient such as ethanol, glycerol, water and the like. Powders are prepared by reducing the compound to a suitable fine size and mixing with a similarly prepared pharmaceutical excipient such as an edible carbohydrate, as, for example, starch or mannitol. Flavoring, preservative, dispersing and coloring agent can also be present.

[0123] Capsules are made by preparing a powder mixture, as described above, and filling formed gelatin sheaths. Excipients including glidants and lubricants such as colloidal silica, talc, magnesium stearate, calcium stearate or solid polyethylene glycol can be added to the powder mixture before the filling operation. A disintegrating or solubilizing agent such as agar-agar, calcium carbonate or sodium carbonate can also be added to improve the availability of the medicament when the capsule is ingested.

[0124] Moreover, when desired or necessary, excipients including suitable binders, glidants, lubricants, sweetening agents, flavors, disintegrating agents and coloring agents can also be incorporated into the mixture. Suitable binders include starch, gelatin, natural sugars such as glucose or beta-lactose, corn sweeteners, natural and synthetic gums such as acacia, tragacanth or sodium alginate, carboxymethylcellulose, polyethylene glycol, waxes and the like. Lubricants used in these dosage forms include sodium oleate, sodium stearate, magnesium stearate, sodium benzoate, sodium acetate, sodium chloride and the like. Disintegrators include, without limitation, starch, methyl cellulose, agar, bentonite, xanthan gum and the like. Tablets are formulated, for example, by preparing a powder mixture, granulating or slugging, adding a lubricant and disintegrant and pressing into tablets. A powder mixture is prepared by mixing the compound, suitably comminuted, with a diluent or base as described above, and optionally, with a binder such as carboxymethylcellulose, an algininate, gelatin, or polyvinyl pyrrolidone, a solution retardant such as paraffin, a resorption accelerator such as a quaternary salt and/or an absorption agent such as bentonite, kaolin or dicalcium phosphate. The powder mixture can be granulated by wetting with a binder such as syrup, starch paste, acacia mucilage or solutions of cellulosic or polymeric materials and

forcing through a screen. As an alternative to granulating, the powder mixture can be run through the tablet machine and the result is imperfectly formed slugs broken into granules. The granules can be lubricated to prevent sticking to the tablet forming dies by means of the addition of stearic acid, a stearate salt, talc or mineral oil. The lubricated mixture is then compressed into tablets. The compounds of the present invention can also be combined with a free flowing inert carrier and compressed into tablets directly without going through the granulating or slugging steps. A clear or opaque protective coating consisting of a sealing coat of shellac, a coating of sugar or polymeric material and a polish coating of wax can be provided. Dyestuffs can be added to these coatings to distinguish different unit dosages.

[0125] Oral fluids such as solution, suspensions, syrups and elixirs can be prepared in dosage unit form so that a given quantity contains a predetermined amount of the compound. Syrups can be prepared by dissolving the compound in a suitably flavored aqueous solution, while elixirs are prepared through the use of a non-toxic alcoholic vehicle. Suspensions can be formulated by dispersing the compound in a non-toxic vehicle. Solubilizers and emulsifiers such as ethoxylated isostearyl alcohols and polyoxy ethylene sorbitol ethers, preservatives, flavor additive such as peppermint oil or natural sweeteners or saccharin or other artificial sweeteners, and the like can also be added.

[0126] Where appropriate, dosage unit compositions for oral administration can be microencapsulated. The composition can also be prepared to prolong or sustain the release as for example by coating or embedding particulate material in polymers, wax or the like.

[0127] The compounds of the invention may also be administered in the form of liposome delivery systems, such as small unilamellar vesicles, large unilamellar vesicles and multilamellar vesicles. Liposomes can be formed from a variety of phospholipids, such as cholesterol, stearylamine or phosphatidylcholines. Pharmaceutical compositions adapted for transdermal administration may be presented as discrete patches intended to remain in intimate contact with the epidermis of the recipient for a prolonged period of time.

[0128] Pharmaceutical compositions adapted for topical administration may be formulated as ointments, creams, suspensions, lotions, powders, solutions, pastes, gels, sprays, aerosols or oils.

[0129] For treatments of the eye or other external tissues, for example mouth and skin, the compositions are preferably applied as a topical ointment or cream. When formulated in an ointment, the active ingredient may be employed with either a paraffinic or a water-miscible ointment base. Alternatively, the active ingredient may be formulated in a cream with an oil-in-water cream base or a water-in-oil base.

[0130] Pharmaceutical compositions adapted for topical administrations to the eye include eye drops wherein the active ingredient is dissolved or suspended in a suitable carrier, especially an aqueous solvent.

[0131] Pharmaceutical compositions adapted for topical administration in the mouth include lozenges, pastilles and mouth washes.

[0132] Pharmaceutical compositions adapted for rectal administration may be presented as suppositories or as enemas.

[0133] Dosage forms for nasal or inhaled administration may conveniently be formulated as aerosols, solutions, suspension drops, gels or dry powders.

[0134] Compositions for intranasal administration include aqueous compositions administered to the nose by drops or by pressurised pump. Suitable compositions contain water as the diluent or carrier for this purpose. Compositions for administration to the lung or nose may contain one or more excipients, for example one or more suspending agents, one or more preservatives, one or more surfactants, one or more tonicity adjusting agents, one or more co-solvents, and may include components to control the pH of the composition, for example a buffer system. Further, the compositions may contain other excipients such as antioxidants, for example sodium metabisulphite, and taste-masking agents. Compositions may also be administered to the nose or other regions of the respiratory tract by nebulization. Intranasal compositions may permit the compound(s) of Formula I or (a) pharmaceutically acceptable salt(s) thereof to be delivered to all areas of the nasal cavities (the target tissue) and further, may permit the compound(s) of Formula I or (a) pharmaceutically acceptable salt(s) thereof to remain in contact with the target tissue for longer periods of time. A suitable dosing regime for intranasal compositions would be for the patient to inhale slowly through the nose subsequent to the nasal cavity being cleared. During inhalation, the composition would be administered to one nostril while the other is manually compressed. This procedure would then be repeated for the other nostril. Typically, one or two sprays per nostril would be administered by the above procedure one, two, or three times each day, ideally once daily. Of particular interest are intranasal compositions suitable for once- daily administration.

[0135] The suspending agent(s), if included, will typically be present in an amount of from 0.1 to 5% (w/w), such as from 1.5% to 2.4% (w/w), based on the total weight of the composition. Examples of pharmaceutically acceptable suspending agents include, but are not limited to, Avicel (microcrystalline cellulose and carboxymethylcellulose sodium), carboxymethylcellulose sodium, veegum, tragacanth, bentonite, methylcellulose, xanthan gum, carbopol and polyethylene glycols.

[0136] Compositions for administration to the lung or nose may contain one or more excipients may be protected from microbial or fungal contamination and growth by inclusion of one or more preservatives. Examples of pharmaceutically acceptable anti-microbial agents or preservatives include, but are not limited to, quaternary ammonium compounds (for example benzalkonium chloride, benzethonium chloride, cetrimide, cetylpyridinium chloride, lauralkonium chloride and myristyl picolinium chloride), mercurial agents (for example phenylmercuric nitrate, phenylmercuric acetate and thimerosal), alcoholic agents (for example chlorobutanol, phenylethyl alcohol and benzyl alcohol), antibacterial esters (for example esters of para-hydroxybenzoic acid), chelating agents such as disodium edetate (EDTA) and other anti-microbial agents such as chlorhexidine, chlorocresol, sorbic acid and its salts (such as potassium sorbate) and polymyxin. Examples of pharmaceutically acceptable anti-fungal agents or preservatives include, but are not limited to, sodium benzoate, sorbic acid, sodium propionate, methylparaben, ethylparaben, propylparaben and butylparaben. The preservative(s), if included, may be present in an amount of from 0.001 to 1% (w/w), such as from 0.015% to 0.5% (w/w) based on the total weight of the composition. Compositions (for example wherein at least one compound is in suspension) may include one or more surfactants which functions to facilitate dissolution of the medicament particles in the aqueous phase of the composition. For example, the amount of surfactant used is an amount which will not cause foaming during mixing. Examples of pharmaceutically acceptable surfactants include fatty alcohols, esters and ethers, such as polyoxyethylene (20) sorbitan monooleate (Polysorbate 80), macrogol ethers, and poloxamers. The surfactant may be present in an amount of between about 0.01 to 10% (w/w), such as from 0.01 to 0.75% (w/w), for example about 0.5% (w/w), based on the total weight of the composition.

[0137] One or more tonicity-adjusting agent(s) may be included to achieve tonicity with body fluids e.g. fluids of the nasal cavity, resulting in reduced levels of irritancy. Examples of pharmaceutically acceptable tonicity-adjusting agents include, but are not limited to, sodium chloride, dextrose, xylitol, calcium chloride, glucose, glycerine and sorbitol. A tonicity-adjusting agent, if present, may be included in an amount of from 0.1 to 10% (w/w), such as from 4.5 to 5.5% (w/w), for example about 5.0% (w/w), based on the total weight of the composition.

[0138] The compositions of the invention may be buffered by the addition of suitable buffering agents such as sodium citrate, citric acid, trometamol, phosphates such as disodium phosphate (for example the dodecahydrate, heptahydrate, dihydrate and anhydrous forms), or sodium phosphate and mixtures thereof.

[0139] A buffering agent, if present, may be included in an amount of from 0.1 to 5% (w/w), for example 1 to 3% (w/w) based on the total weight of the composition.

[0140] Examples of taste-masking agents include sucralose, sucrose, saccharin or a salt thereof, fructose, dextrose, glycerol, corn syrup, aspartame, acesulfame-K, xylitol, sorbitol, erythritol, ammonium glycyrrhizinate, thaumatin, neotame, mannitol, menthol, eucalyptus oil, camphor, a natural flavouring agent, an artificial flavouring agent, and combinations thereof.

[0141] One or more co-solvent(s) may be included to aid solubility of the medicament compound(s) and/or other excipients. Examples of pharmaceutically acceptable co-solvents include, but are not limited to, propylene glycol, dipropylene glycol, ethylene glycol, glycerol, ethanol, polyethylene glycols (for example PEG300 or PEG400), and methanol. In one embodiment, the co-solvent is propylene glycol.

[0142] Co-solvent(s), if present, may be included in an amount of from 0.05 to 30% (w/w), such as from 1 to 25% (w/w), for example from 1 to 10% (w/w) based on the total weight of the composition.

[0143] Compositions for inhaled administration include aqueous, organic or aqueous/organic mixtures, dry powder or crystalline compositions administered to the respiratory tract by pressurised pump or inhaler, for example, reservoir dry powder inhalers, unit-dose dry powder inhalers, pre-metered multi-dose dry powder inhalers, nasal inhalers or pressurised aerosol inhalers, nebulisers or insufflators. Suitable compositions contain water as the diluent or carrier for this purpose and may be provided with conventional excipients such as buffering agents, tonicity modifying agents and the like. Aqueous compositions may also be administered to the nose and other regions of the respiratory tract by nebulisation. Such compositions may be aqueous solutions or suspensions or aerosols delivered from pressurised packs, such as a metered dose inhaler, with the use of a suitable liquefied propellant.

[0144] Compositions for administration topically to the nose (for example, for the treatment of rhinitis) or to the lung, include pressurised aerosol compositions and aqueous compositions delivered to the nasal cavities by pressurised pump. Compositions which are non-pressurised and are suitable for administration topically to the nasal cavity are of particular interest. Suitable compositions contain water as the diluent or carrier for this purpose. Aqueous compositions for administration to the lung or nose may be provided with conventional excipients such as buffering agents, tonicity-modifying agents and the like. Aqueous compositions may also be administered to the nose by nebulisation.

[0145] A fluid dispenser may typically be used to deliver a fluid composition to the nasal cavities. The fluid composition may be aqueous or non-aqueous, but typically aqueous. Such a fluid dispenser may have a dispensing nozzle or dispensing orifice through which a metered dose of the fluid composition is dispensed upon the application of a user-applied force to a pump mechanism of the fluid dispenser. Such fluid dispensers are generally provided with a reservoir of multiple metered doses of the fluid composition, the doses being dispensable upon sequential pump actuations. The dispensing nozzle or orifice may be configured for insertion into the nostrils of the user for spray dispensing of the fluid composition into the nasal cavity.

[0146] Dry powder compositions for topical delivery to the lung by inhalation may, for example, be presented in capsules and cartridges of for example gelatine, or blisters of for example laminated aluminium foil, for use in an inhaler or insufflator. Powder blend compositions generally contain a powder mix for inhalation of the compound of Formula I or a pharmaceutically acceptable salt thereof and a suitable powder base (carrier/diluent/excipient substance) such as mono-, di-, or polysaccharides (for example lactose or starch). Dry powder compositions may also include, in addition to the drug and carrier, a further excipient (for example a ternary agent such as a sugar ester for example cellobiose octaacetate, calcium stearate, or magnesium stearate).

[0147] Pharmaceutical compositions adapted for parental administration include aqueous and nonaqueous sterile injection solutions which may contain anti-oxidants, buffers, bacteriostats and solutes which render the composition isotonic with the blood of the intended recipient; and aqueous and non-aqueous sterile suspensions which may include suspending agents and thickening agents. The compositions may be presented in unit-dose or multi-dose containers, for example sealed ampoules and vials, and may be stored in a freeze-dried (lyophilized) condition requiring only the addition of the sterile liquid carrier, for example water for injections, immediately prior to use. Extemporaneous injection solutions and suspensions may be prepared from sterile powders, granules and tablets.

[0148] It should be understood that in addition to the ingredients particularly mentioned above, the compositions may include other agents conventional in the art having regard to the type of formulation in question, for example, those suitable for oral administration may include flavoring agents.

[0149] The compounds of Formula I and pharmaceutically acceptable salts thereof may also be formulated with other adjuvants to modulate their activity. Such compositions may contain antibody(ies) or antibody fragment(s) or an antigenic component including but

not limited to protein, DNA, live or dead bacteria and/or viruses or virus-like particles, together with one or more components with adjuvant activity including but not limited to aluminium salts, oil and water emulsions, heat shock proteins, lipid A preparations and derivatives, glycolipids, other TLR agonists such as CpG DNA or similar agents, cytokines such as GM-CSF or IL-12 or similar agents.

[0150] A therapeutically effective amount of the agent will depend upon a number of factors including, for example, the age and weight of the subject, the precise condition requiring treatment and its severity, the nature of the formulation, and the route of administration, and will ultimately be at the discretion of the attendant physician or veterinarian. In particular, the subject to be treated is a mammal, particularly a human.

[0151] The agent may be administered in a daily dose. This amount may be given in a single dose per day or more usually in a number (such as two, three, four, five or six) of sub-doses per day such that the total daily dose is the same.

[0152] Suitably, the amount of the compound of the invention administered according to the present invention will be an amount selected from about 0.01 mg to about 1 g per day (calculated as the free or unsalted compound).

[0153] The compounds of Formula I and pharmaceutically acceptable salts thereof may be employed alone or in combination with other therapeutic agents. The compounds of Formula I and pharmaceutically acceptable salts thereof and the other pharmaceutically active agent(s) may be administered together or separately and, when administered separately, administration may occur simultaneously or sequentially, in any order, by any convenient route in separate or combined pharmaceutical compositions. The amounts of the compound(s) of Formula I or pharmaceutically acceptable salt(s) thereof and the other pharmaceutically active agent(s) and the relative timings of administration will be selected in order to achieve the desired combined therapeutic effect. The compound(s) of Formula I or pharmaceutically acceptable salt(s) thereof and further therapeutic agent(s) may be employed in combination by administration simultaneously in a unitary pharmaceutical composition including both compounds. Alternatively, the combination may be administered separately in separate pharmaceutical compositions, each including one of the compounds in a sequential manner wherein, for example, the compound of the invention is administered first and the other second and vice versa. Such sequential administration may be close in time (e.g. simultaneously) or remote in time. Furthermore, it does not matter if the compounds are administered in the same dosage form, e.g. one compound may be administered topically and

the other compound may be administered orally. Suitably, both compounds are administered orally.

[0154] The combinations may be presented as a combination kit. By the term "combination kit" "or kit of parts" as used herein is meant the pharmaceutical composition or compositions that are used to administer the combination according to the invention. When both compounds are administered simultaneously, the combination kit can contain both compounds in a single pharmaceutical composition, such as a tablet, or in separate pharmaceutical compositions. When the compounds are not administered simultaneously, the combination kit will contain each compound in separate pharmaceutical compositions either in a single package or in separate pharmaceutical compositions in separate packages. The combination kit can also be provided by instruction, such as dosage and administration instructions. Such dosage and administration instructions can be of the kind that are provided to a doctor, for example by a drug product label, or they can be of the kind that are provided by a doctor, such as instructions to a patient.

[0155] When the combination is administered separately in a sequential manner wherein one is administered first and the other second or vice versa, such sequential administration may be close in time or remote in time. For example, administration of the other agent several minutes to several dozen minutes after the administration of the first agent, and administration of the other agent several hours to several days after the administration of the first agent are included, wherein the lapse of time is not limited. For example, one agent may be administered once a day, and the other agent may be administered 2 or 3 times a day, or one agent may be administered once a week, and the other agent may be administered once a day and the like. It will be clear to a person skilled in the art that, where appropriate, the other therapeutic ingredients(s) may be used in the form of salts, for example as alkali metal or amine salts or as acid addition salts, or prodrugs, or as esters, for example lower alkyl esters, or as solvates, for example hydrates, to optimize the activity and/or stability and/or physical characteristics, such as solubility, of the therapeutic ingredient. It will be clear also that, where appropriate, the therapeutic ingredients may be used in optically pure form.

[0156] When combined in the same composition it will be appreciated that the two compounds must be stable and compatible with each other and the other components of the composition and may be formulated for administration. When formulated separately they may be provided in any convenient composition, conveniently, in such a manner as known for such compounds in the art.

[0157] When the compound of Formula I is used in combination with a second therapeutic agent active against the same disease, condition or disorder, the dose of each compound may differ from that when the compound is used alone. Appropriate doses will be readily appreciated by those skilled in the art.

[0158] In one embodiment, the patient in the methods and uses of the present invention is a mammal. In another embodiment, the patient is a human. The compounds of the invention are useful in the treatment of diseases and conditions in which modulation of STING is beneficial, including cancer. As modulators of the immune response, the compounds of Formula I and pharmaceutically acceptable salts thereof may also be useful, as stand-alone, in combination or as adjuvants, in the treatment of diseases and conditions in which modulation of STING is beneficial.

[0159] In one aspect, the disease or condition to be treated is cancer. Examples of cancer diseases and conditions in which a compound of Formula I or pharmaceutically acceptable salt thereof, may have potentially beneficial anti-tumor effects include cancers of the lung, bone, pancreas, skin, head, neck, uterus, ovaries, stomach, colon, breast, esophagus, small intestine, bowel, endocrine system, thyroid gland, parathyroid gland, adrenal gland, urethra, prostate, penis, testes, ureter, bladder, kidney or liver; rectal cancer; cancer of the anal region; carcinomas of the fallopian tubes, endometrium, cervix, vagina, vulva, renal pelvis, renal cell; sarcoma of soft tissue; myxoma; rhabdomyoma; fibroma; lipoma; teratoma; cholangiocarcinoma; hepatoblastoma; angiosarcoma; hemangioma; hepatoma; fibrosarcoma; chondrosarcoma; myeloma; chronic or acute leukemia; lymphocytic lymphomas; primary CNS lymphoma; neoplasms of the CNS; spinal axis tumours; squamous cell carcinomas; synovial sarcoma; malignant pleural mesotheliomas; brain stem glioma; pituitary adenoma; bronchial adenoma; chondromatous hamartoma; mesothelioma; Hodgkin's Disease; or a combination of one or more of the foregoing cancers.

[0160] In a further aspect, the present invention provides a compound of Formula I or a pharmaceutically acceptable salt thereof, for use in the treatment of cancer.

[0161] In a further aspect, the present invention provides a method of treating cancer comprising administering to a patient in need thereof a therapeutically effective amount of a compound of Formula I or a pharmaceutically acceptable salt thereof.

[0162] In a further aspect, the present invention provides the use of a compound of Formula I or a pharmaceutically acceptable salt thereof, in the manufacture of a medicament for the treatment of cancer.

[0163] A compound of the invention may be employed with other therapeutic methods of cancer treatment, e.g., in anti-neoplastic therapy, combination therapy with immune checkpoint inhibitors, other chemotherapeutic, hormonal, antibody agents as well as surgical and/or radiation treatments.

[0164] Immune checkpoint inhibitors, such as humanized antibodies against PD-1, PD-L1 and CTLA4, have recently been shown to be highly successful in treating several types of metastatic cancer, including melanoma, non-small cell lung cancers, renal cell carcinoma and bladder cancer (Sharma and Allison, 2015, Science 348, 56). However, still only a small percentage of cancer patients benefit from the checkpoint inhibitor therapies, in part because insufficient number of anti-tumor immune cells, such as CD8 T cells, are generated and/or infiltrated into the tumors. Activation of the cGAS-STING pathway activates anti-tumor immunity, including the production and infiltration of tumor-specific CD8 T cells. Therefore, cGAMP analogues are expected to function synergistically with immune checkpoint inhibitors and the combination therapies are likely to bring therapeutic benefits to a larger percentage of cancer patients.

[0165] In a further aspect, the present invention provides a pharmaceutical composition comprising a compound of Formula I or a pharmaceutically acceptable salt thereof, and at least one immune checkpoint inhibitor.

[0166] In a further aspect, the present invention provides a pharmaceutical composition comprising a compound of Formula I or a pharmaceutically acceptable salt thereof, and at least one immune checkpoint inhibitor for use in therapy.

[0167] In a further aspect, the present invention provides a pharmaceutical composition comprising a compound of Formula I or pharmaceutically acceptable salt thereof, and at least one immune checkpoint inhibitor for use in treating cancer.

[0168] In a further aspect, the present invention provides the use of a pharmaceutical composition comprising a compound of Formula I or a pharmaceutically acceptable salt thereof, and at least one immune checkpoint inhibitor in the manufacture of a medicament for the treatment of cancer.

[0169] In a further aspect, the present invention provides a method of treating cancer, comprising: administering to a patient in need thereof a therapeutically effective amount of a pharmaceutical composition comprising a compound of Formula I or a pharmaceutically acceptable salt thereof, and at least immune checkpoint inhibitor.

[0170] In a further aspect, the present invention provides a pharmaceutical composition comprising a compound of Formula I or a pharmaceutically acceptable salt

thereof, at least one immune checkpoint inhibitor, and one or more of pharmaceutically acceptable carriers, diluents and excipients.

[0171] Radiation of tumors, especially high-dose radiation such as stereotatic body radiation therapy (SBRT), kills tumor cells with a high degree of precision. Dead tumor cells not only provide tumor antigens to generate tumor-specific cytotoxic T cells, but also release tumor DNA into antigen presenting cells to activate the cGAS-STING pathway (Deng et al., 2014, Immunity 41, 843). Therefore, cGAMP analogues are expected to function synergistically with radiation therapies to benefit a larger percentage of cancer patients.

[0172] In a further aspect, the present invention provides a pharmaceutical composition comprising a compound of Formula I or a pharmaceutically acceptable salt thereof, in combination with radiation therapy such as SBRT.

[0173] In a further aspect, the present invention provides a pharmaceutical composition comprising a compound of Formula I or pharmaceutically acceptable salt thereof, in combination with radiation therapy such as SBRT for use in treating cancer.

[0174] In a further aspect, the present invention provides the use of a pharmaceutical composition comprising a compound of Formula I or a pharmaceutically acceptable salt thereof, in combination with radiation therapy such as SBRT in the manufacture of a medicament for the treatment of cancer.

[0175] In a further aspect, the present invention provides a method of treating cancer, comprising: administering to a patient in need thereof a therapeutically effective amount of a pharmaceutical composition comprising a compound of Formula I or a pharmaceutically acceptable salt thereof, in combination with radiation therapy such as SBRT.

[0176] In a further aspect, the present invention provides a pharmaceutical composition comprising a compound of Formula I or a pharmaceutically acceptable salt thereof, and one or more of pharmaceutically acceptable carriers, diluents and excipients, in combination with radiation therapy such as SBRT for the treatment of cancer.

[0177] Anti-neoplastic agents include chemical compounds and antibodies that kill tumor cells by inhibiting cell cycle, signal transduction, DNA metabolism and angiogenesis and/or by promoting DNA damage, apoptosis and necrosis. These agents comprise that largest class of molecules currently used for cancer therapies. Anti-neoplastic agents selectively kill tumor cells, although many of them also kill normal cells, thereby generating severe side effects. Processing of dead tumor cell associated antigens by antigen presenting cells leads to the generation of tumor-specific cytotoxic T cells. This process can be enhanced

by cGAMP analogues. Therefore, combination of cGAMP analogues with anti-neoplastic agents are likely to generate synergistic effects that benefit a larger percentage of patients.

[0178] In a further aspect, the present invention provides a pharmaceutical composition comprising a compound of Formula I or a pharmaceutically acceptable salt thereof, and at least one anti-neoplastic agent.

[0179] In a further aspect, the present invention provides a pharmaceutical composition comprising a compound of Formula I or a pharmaceutically acceptable salt thereof, and at least one anti-neoplastic agent for use in therapy.

[0180] In a further aspect, the present invention provides a pharmaceutical composition comprising a compound of Formula I or pharmaceutically acceptable salt thereof, and at least one anti-neoplastic agent for use in treating cancer.

[0181] In a further aspect, the present invention provides the use of a pharmaceutical composition comprising a compound of Formula I or a pharmaceutically acceptable salt thereof, and at least one anti-neoplastic agent in the manufacture of a medicament for the treatment of cancer.

[0182] In a further aspect, the present invention provides a method of treating cancer, comprising: administering to a patient in need thereof a therapeutically effective amount of a pharmaceutical composition comprising a compound of Formula I or a pharmaceutically acceptable salt thereof, and at least one anti-neoplastic agent.

[0183] In a further aspect, the present invention provides a pharmaceutical composition comprising a compound of Formula I or a pharmaceutically acceptable salt thereof, at least one anti-neoplastic agent, and one or more of pharmaceutically acceptable carriers, diluents and excipients.

[0184] Any anti-neoplastic agent that has activity versus a susceptible tumor being treated may be utilized in the combination. Typical anti-neoplastic agents useful include anti-microtubule agents such as diterpenoids and vinca alkaloids; platinum coordination complexes; alkylating agents such as nitrogen mustards, oxazaphosphorines, alkylsulfonates, nitrosoureas, and triazines; antibiotic agents such as anthracyclins, actinomycins and bleomycins; topoisomerase II inhibitors such as epipodophyllotoxins; antimetabolites such as purine and pyrimidine analogues and anti-folate compounds; topoisomerase I inhibitors such as camptothecins; hormones and hormonal analogues; signal transduction pathway inhibitors; non-receptor tyrosine angiogenesis inhibitors; immunotherapeutic agents; proapoptotic agents; and cell cycle signaling inhibitors.

[0185] Anti-microtubule or anti-mitotic agents are phase specific agents active against the microtubules of tumor cells during M or the mitosis phase of the cell cycle. Examples of anti-microtubule agents include diterpenoids and vinca alkaloids.

[0186] Diterpenoids, which are derived from natural sources, are phase specific anti-cancer agents that operate at the G₂/M phases of the cell cycle. It is believed that the diterpenoids stabilize the β -tubulin subunit of the microtubules, by binding with this protein. Disassembly of the protein appears then to be inhibited with mitosis being arrested and cell death following. Examples of diterpenoids include paclitaxel and its analog docetaxel.

[0187] Vinca alkaloids are phase specific anti-neoplastic agents derived from the periwinkle plant. Vinca alkaloids act at the M phase (mitosis) of the cell cycle by binding specifically to tubulin. Consequently, the bound tubulin molecule is unable to polymerize into microtubules. Mitosis is believed to be arrested in metaphase with cell death following. Examples of vinca alkaloids include vinblastine, vincristine, and vinorelbine.

[0188] Platinum coordination complexes are non-phase specific anti-cancer agents, which are interactive with DNA. The platinum complexes enter tumor cells, undergo, aquation and form intra- and interstrand crosslinks with DNA causing adverse biological effects to the tumor. Examples of platinum coordination complexes include oxaliplatin, cisplatin and carboplatin.

[0189] Alkylating agents are non-phase anti-cancer specific agents and strong electrophiles. Typically, alkylating agents form covalent linkages, by alkylation, to DNA through nucleophilic moieties of the DNA molecule such as phosphate, amino, sulfhydryl, hydroxyl, carboxyl, and imidazole groups. Such alkylation disrupts nucleic acid function leading to cell death. Examples of alkylating agents include nitrogen mustards such as cyclophosphamide, melphalan, and chlorambucil; alkyl sulfonates such as busulfan; nitrosoureas such as carmustine; and triazenes such as dacarbazine.

[0190] Antibiotic anti-neoplastics are non-phase specific agents, which bind or intercalate with DNA. Typically, such action results in stable DNA complexes or strand breakage, which disrupts ordinary function of the nucleic acids leading to cell death. Examples of antibiotic anti-neoplastic agents include actinomycins such as dactinomycin, anthrocyclins such as daunorubicin and doxorubicin; and bleomycins.

[0191] Topoisomerase II inhibitors include epipodophyllotoxins. Epipodophyllotoxins are phase specific anti-neoplastic agents derived from the mandrake plant. Epipodophyllotoxins typically affect cells in the S and G₂ phases of the cell cycle by forming a ternary complex with topoisomerase II and DNA causing DNA strand breaks. The

strand breaks accumulate and cell death follows. Examples of epipodophyllotoxins include etoposide and teniposide.

[0192] Antimetabolite neoplastic agents are phase specific anti-neoplastic agents that act at S phase (DNA synthesis) of the cell cycle by inhibiting DNA synthesis or by inhibiting purine or pyrimidine base synthesis and thereby limiting DNA synthesis. Consequently, S phase does not proceed and cell death follows. Examples of antimetabolite anti-neoplastic agents include fluorouracil, methotrexate, cytarabine, mecapurine, thioguanine, and gemcitabine.

[0193] Camptothecins, including, camptothecin and camptothecin derivatives are available or under development as Topoisomerase I inhibitors. Camptothecins cytotoxic activity is believed to be related to its Topoisomerase I inhibitory activity. Examples of camptothecins include, but are not limited to irinotecan, topotecan, and the various optical forms of 7-(4-methylpiperazino-methylene)-10,11-ethylenedioxy-20-camptothecin described below.

[0194] Hormones and hormonal analogues are useful compounds for treating cancers in which there is a relationship between the hormone(s) and growth and/or lack of growth of the cancer. Examples of hormones and hormonal analogues useful in cancer treatment include adrenocorticosteroids such as prednisone and prednisolone which are useful in the treatment of malignant lymphoma and acute leukemia in children; aminoglutethimide and other aromatase inhibitors such as anastrozole, letrozole, vorazole, and exemestane useful in the treatment of adrenocortical carcinoma and hormone dependent breast carcinoma containing estrogen receptors; progestrins such as megestrol acetate useful in the treatment of hormone dependent breast cancer and endometrial carcinoma; estrogens, and anti-estrogens such as fulvestrant, flutamide, nilutamide, bicalutamide, cyproterone acetate and 5 α -reductases such as finasteride and dutasteride, useful in the treatment of prostatic carcinoma and benign prostatic hypertrophy; anti-estrogens such as tamoxifen, toremifene, raloxifene, droloxifene, idoxifene, as well as selective estrogen receptor modulators (SERMS) useful in the treatment of hormone dependent breast carcinoma and other susceptible cancers; and gonadotropin-releasing hormone (GnRH) and analogues thereof which stimulate the release of leutinizing hormone (LH) and/or follicle stimulating hormone (FSH) for the treatment of prostatic carcinoma, for instance, LHRH agonists and antagonists such as goserelin acetate and luprolide.

[0195] Signal transduction pathway inhibitors are those inhibitors, which block or inhibit a chemical process which evokes an intracellular change. As used herein this change

is cell proliferation or differentiation. Signal transduction inhibitors useful in the present invention include inhibitors of receptor tyrosine kinases, non-receptor tyrosine kinases, SH2/SH3 domain blockers, serine/threonine kinases, phosphatidylinositol-3 kinases, myoinositol signaling, and Ras oncogenes.

[0196] Several protein tyrosine kinases catalyze the phosphorylation of specific tyrosyl residues in various proteins involved in the regulation of cell growth. Such protein tyrosine kinases can be broadly classified as receptor or non-receptor kinases.

[0197] Receptor tyrosine kinases are transmembrane proteins having an extracellular ligand binding domain, a transmembrane domain, and a tyrosine kinase domain. Receptor tyrosine kinases are involved in the regulation of cell growth and are generally termed growth factor receptors. Inappropriate or uncontrolled activation of many of these kinases, i.e. aberrant kinase growth factor receptor activity, for example by over-expression or mutation, has been shown to result in uncontrolled cell growth. Accordingly, the aberrant activity of such kinases has been linked to malignant tissue growth. Consequently, inhibitors of such kinases could provide cancer treatment methods. Growth factor receptors include, for example, epidermal growth factor receptor (EGFr), platelet derived growth factor receptor (PDGFr), erbB2, erbB4, ret, vascular endothelial growth factor receptor (VEGFr), tyrosine kinase with immunoglobulin-like and epidermal growth factor homology domains (TIE-2), insulin growth factor -I (IGFI) receptor, macrophage colony stimulating factor (cfms), BTK, ckit, cmet, fibroblast growth factor (FGF) receptors, Trk receptors (TrkA, TrkB, and TrkC), ephrin (eph) receptors, and the RET protooncogene. Several inhibitors of growth receptors are under development and include ligand antagonists, antibodies, tyrosine kinase inhibitors and anti-sense oligonucleotides. Growth factor receptors and agents that inhibit growth factor receptor function are described, e.g., in Kath, John C, *Exp. Opin. Ther. Patents* (2000) 10(6):803-818; Shawver et al. *DDT* Vol 2, No. 2 February 1997; and Lofts, F. J. et al in "Growth factor receptors as targets", *New Molecular Targets for Cancer Chemotherapy*, ed. Workman, Paul and Kerr, David, CRC press 1994, London.

[0198] Tyrosine kinases which are not growth factor receptor kinases are termed nonreceptor tyrosine kinases. Non-receptor tyrosine kinases useful in the present invention, which are targets or potential targets of anti-cancer drugs, include cSrc, Lck, Fyn, Yes, Jak, cAbl, FAK (Focal adhesion kinase), Brutons tyrosine kinase, and Bcr-Abl. Such non-receptor kinases and agents which inhibit non-receptor tyrosine kinase function are described, e.g., in Sinh, S. and Corey, S.J., (1999) *Journal of Hematotherapy and Stem Cell Research* 8 (5): 465 - 80; and Bolen, J.B., Brugge, J.S., (1997) *Annual review of Immunology*. 15: 371-404.

[0199] SH2/SH3 domain blockers are agents that disrupt SH2 or SH3 domain binding in a variety of enzymes or adaptor proteins including PI3-K p85 subunit, Src family kinases, adaptor molecules (Shc, Crk, Nek, Grb2) and Ras-GAP. SH2/SH3 domains as targets for anti-cancer drugs are discussed in Smithgall, T.E. (1995), *Journal of Pharmacological and Toxicological Methods*. 34(3) 125-32.

[0200] Inhibitors of Serine/Threonine Kinases include MAP kinase cascade blockers which include blockers of Raf kinases (rafk), Mitogen or Extracellular Regulated Kinase (MEKs), and Extracellular Regulated Kinases (ERKs); and Protein kinase C family member blockers including blockers of PKCs (alpha, beta, gamma, epsilon, mu, lambda, iota, zeta). I κ B kinase family (IKK α , IKK β), PKB family kinases, akt kinase family members, and TGF beta receptor kinases. Such Serine/Threonine kinases and inhibitors thereof are described, e.g., in Yamamoto, T. et al., (1999), *Journal of Biochemistry*. 126 (5) 799-803; Brodt, P et al. (2000), *Biochemical Pharmacology*, 60. 1101-1107; Massague, J., and Weis- Garcia, F. (1996) *Cancer Surveys*. 27:41-64; Philip, P.A.; and Harris, A.L. (1995), *Cancer Treatment and Research*. 78: 3-27; Lackey, K. et al *Bioorganic and Medicinal Chemistry Letters*, (10), 2000, 223-226; U.S. Patent No. 6,268,391; and Martinez-lacaci, L, et al., *Int. J. Cancer* (2000), 88(1), 44-52.

[0201] Inhibitors of Phosphatidylinositol-3 Kinase family members including blockers of PI3-kinase, ATM, DNA-PK, and Ku are also useful in the present invention. Such kinases are discussed, e.g., in Abraham, R.T. (1996), *Current Opinion in Immunology*. 8 (3) 412-8; Canman, C.E., Lim, D.S. (1998), *Oncogene* 17 (25) 3301-3308; Jackson, S.P. (1997), *International Journal of Biochemistry and Cell Biology*. 29 (7):935-8; and Zhong, H. et al. *Cancer Res.*, (2000) 60(6), 1541-1545.

[0202] Also useful in the present invention are Myo-inositol signaling inhibitors such as phospholipase C blockers and Myo-inositol analogues. Such signal inhibitors are described, e.g., in Powis, G., and Kozikowski A., (1994) *New Molecular Targets for Cancer Chemotherapy* ed., Paul Workman and David Kerr, CRC press 1994, London.

[0203] Another group of signal transduction pathway inhibitors are inhibitors of Ras Oncogene. Such inhibitors include inhibitors of farnesyltransferase, geranyl-geranyl transferase, and CAAX proteases as well as anti-sense oligonucleotides, ribozymes and immunotherapy. Such inhibitors have been shown to block ras activation in cells containing wild type mutant ras, thereby acting as antiproliferation agents. Ras oncogene inhibition is discussed in Scharovsky, O.G., et al. (2000), *Journal of Biomedical Science*. 7(4) 292-8;

Ashby, M.N. (1998), *Current Opinion in Lipidology*. 9 (2) 99 - 102; and *BioChim. Biophys. Acta*, (1989) 1423(3):19-30.

[0204] Antibody antagonists to receptor kinase ligand binding may also serve as signal transduction inhibitors. This group of signal transduction pathway inhibitors includes the use of humanized antibodies to the extracellular ligand binding domain of receptor tyrosine kinases. Examples include Imclone C225 EGFR specific antibody (see Green, M.C. et al, *Monoclonal Antibody Therapy for Solid Tumors*, *Cancer Treat. Rev.*, (2000), 26(4), 269-286); Herceptin ® erbB2 antibody (see *Tyrosine Kinase Signalling in Breast cancer:erbB Family Receptor Tyrosine Kinases*, *Breast cancer Res.*, 2000, 2(3), 176- 183); and 2CB VEGFR2 specific antibody (see Brekken, R. A. et al, *Selective Inhibition of VEGFR2 Activity by a monoclonal Anti-VEGF antibody blocks tumor growth in mice*, *Cancer Res.* (2000) 60, 5117-5124).

[0205] Anti-angiogenic agents such as non-receptor MEK angiogenesis inhibitors may also be useful, as well as those which inhibit the effects of vascular endothelial growth factor (e.g., the anti-vascular endothelial cell growth factor antibody bevacizumab [Avastin™]), and compounds that work by other mechanisms (e.g., linomide, inhibitors of integrin $\alpha\beta 3$ function, endostatin and angiostatin).

[0206] In one aspect, the present invention provides a pharmaceutical composition comprising a compound of Formula I or a pharmaceutically acceptable salt thereof, and at least one anti-neoplastic agent which is an anti-microtubule agent, platinum coordination complex, alkylating agent, antibiotic agent, topoisomerase II inhibitor, antimetabolite, topoisomerase I inhibitor, hormones and hormonal analogue, signal transduction pathway inhibitor, non-receptor tyrosine MEK angiogenesis inhibitor, immunotherapeutic agent, proapoptotic agent, or cell cycle signaling inhibitor.

[0207] In another aspect, the present invention provides a pharmaceutical composition comprising a compound of Formula I or a pharmaceutically acceptable salt thereof, and at least one anti-neoplastic agent selected from diterpenoids and vinca alkaloids.

[0208] In another aspect, the present invention provides a pharmaceutical composition comprising a compound of Formula I or a pharmaceutically acceptable salt thereof, and at least one anti-neoplastic agent which is a platinum coordination complex. In one embodiment, at least one anti-neoplastic agent is paclitaxel, carboplatin, or vinorelbine.

[0209] In another aspect, the present invention provides a pharmaceutical composition comprising a compound of Formula I or a pharmaceutically acceptable salt thereof, and at least one anti-neoplastic agent which is a signal transduction pathway

inhibitor. In one embodiment, the signal transduction pathway inhibitor is an inhibitor of a growth factor receptor kinase VEGFR2, TIE2, PDGFR, BTK, erbB2, EGFr, IGFR-1, TrkA, TrkB, TrkC, or c-fms. In another embodiment, the signal transduction pathway inhibitor is an inhibitor of a serine/threonine kinase rafk, akt, or PKC-zeta. In another embodiment, the signal transduction pathway inhibitor is an inhibitor of a non-receptor tyrosine kinase selected from the src family of kinases. In another embodiment, the signal transduction pathway inhibitor is an inhibitor of c-src. In another embodiment, the signal transduction pathway inhibitor is an inhibitor of Ras oncogene selected from inhibitors of farnesyl transferase and geranylgeranyl transferase. In another embodiment, the signal transduction pathway inhibitor is an inhibitor of a serine/threonine kinase selected from the group consisting of PI3K. In another embodiment, the signal transduction pathway inhibitor is a dual EGFr/erbB2 inhibitor, for example N-{3-Chloro-4-[(3-fluorobenzyl)oxy]phenyl}-6-[5-({[2-(methanesulphonyl)ethyl]amino)methyl]-2-furyl]-4-quinazolinamine.

[0210] In another aspect, the present invention provides a pharmaceutical composition comprising a compound of Formula I or a pharmaceutically acceptable salt thereof, and at least one anti-neoplastic agent which is a cell cycle signaling inhibitor. In one embodiment, the cell cycle signaling inhibitor is an inhibitor of CDK2, CDK4 or CDK6.

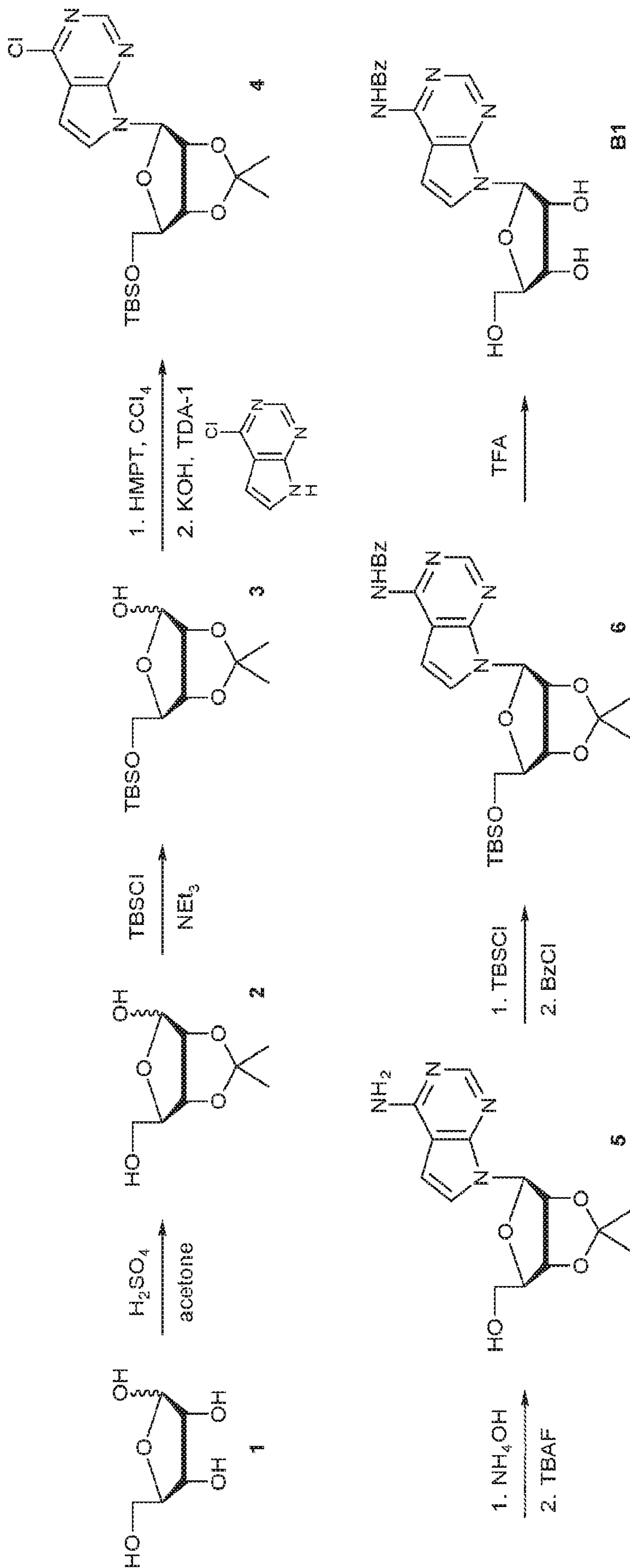
[0211] Compounds of Formula I may be prepared by methods known in the art of organic synthesis as set forth in the schemes below and/or the specific Examples described below. In all of the methods, it is well understood that protecting groups for sensitive or reactive groups may be employed where necessary in accordance with general principles of chemistry. Protecting groups are manipulated according to standard methods of organic synthesis (T. W. Green and P. G. M. Wuts (1999) Protective Groups in Organic Synthesis, 3rd edition, John Wiley & Sons). These groups are removed at a convenient stage of the compound synthesis using methods that are readily apparent to those skilled in the art. The selection of processes as well as the reaction conditions and order of their execution shall be consistent with the preparation of compounds of Formula I.

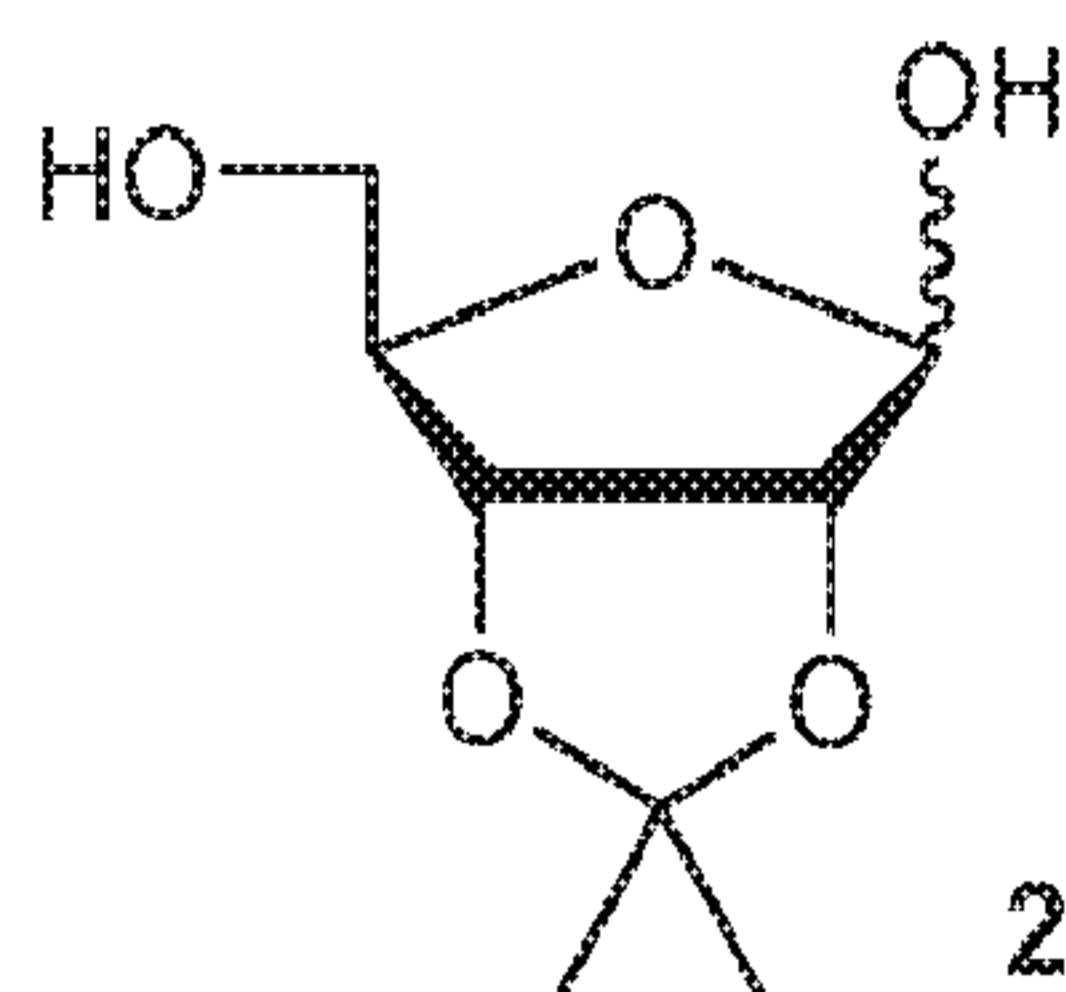
[0212] It is understood that the examples and embodiments described herein are for illustrative purposes only and that various modifications or changes in light thereof will be suggested to persons skilled in the art and are to be included within the spirit and purview of this application and scope of the appended claims.

[0213] The following list provides definitions of certain abbreviations as used herein. It will be appreciated that the list is not exhaustive, but the meaning of those abbreviations not herein below defined will be readily apparent to those skilled in the art: Ac is acetyl;

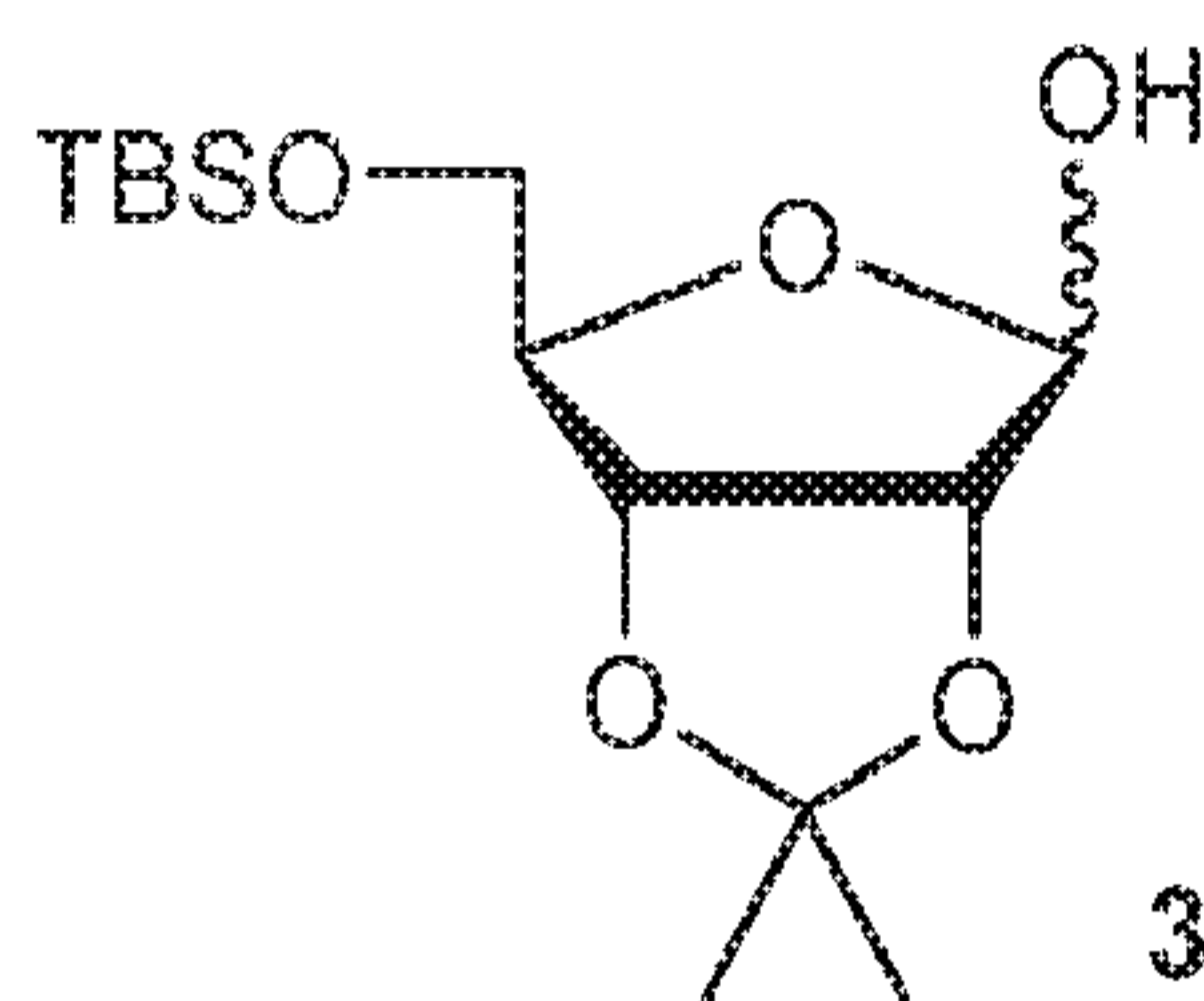
AcOH is acetic acid; Ac₂O is acetic anhydride; AIBN is 2,2'-azobisisobutyronitrile; Bn is benzyl; BSA is *N,O*-bis(trimethylsilyl)acetamide; BSTFA is *N,O*-bis(trimethylsilyl)trifluoroacetamide; Bu is butyl; Bz is benzoyl; CAN is ceric ammonium nitrate; CE is 2-cyanoethyl; DCA is dichloroacetic acid; DCM is dichloromethane; DDTT is 1,2,4-dithiazole-5-thione; DEAD is diethyl azodicarboxylate; DIAD is diisopropyl azodicarboxylate; DIPEA is *N,N*-diisopropylethylamine; DMAP is 4-(dimethylamino)pyridine; DMF is *N,N*-dimethylformamide; DMOCP is 2-chloro-5,5-dimethyl-1,3,2-dioxaphosphorinane 2-oxide; DMSO is dimethylsulphoxide; DMTr is 4,4'-dimethoxytrityl; EtOAc is ethyl acetate; EtOH is ethanol; HMPT is hexamethylphosphorous triamide; HPLC is high performance liquid chromatography; *i*bu is isobutyryl; IBX is 2-iodoxybenzoic acid; Imid is imidazole; ^tPr is isopropyl; KOH is potassium hydroxide; Me is methyl; MeCN is acetonitrile; MeOH is methanol; MTBE is methyl *tert*-butyl ether; Ms is methanesulfonyl; Pd/C is palladium on activated charcoal; NIS is *N*-iodosuccinimide; NPE is 2-(4-nitrophenyl)ethyl; PE is petroleum ether; Ph is phenyl; PMB is *p*-methoxybenzyl; PPh₃ is triphenylphosphine; Py is pyridine; TBAF is tetra-*n*-butylammonium fluoride; TBAI is tetrabutylammonium iodide; TBDPS is *tert*-butyldiphenylsilyl; TBHP is *tert*-Butyl hydroperoxide; TBS is *tert*-butyldimethylsilyl; TCDI is 1,1'-thiocarbonyldiimidazole; TDA-1 is tris[2-(2-methoxyethoxy)ethyl]amine; TEA is triethylamine; Tf is trifluoromethanesulfonyl; TFA is trifluoroacetic acid; TFE is 2,2,2-trifluoroethyl; THF is tetrahydrofuran; TIPS is triisopropylsilyl; TLC is thin-layer chromatography; TMS is trimethylsilyl; TMSOTf is trimethylsilyl trifluoromethanesulfonate; Tol is *p*-toluoyl; Tr is trityl.

INTERMEDIATE PREPARATIONS

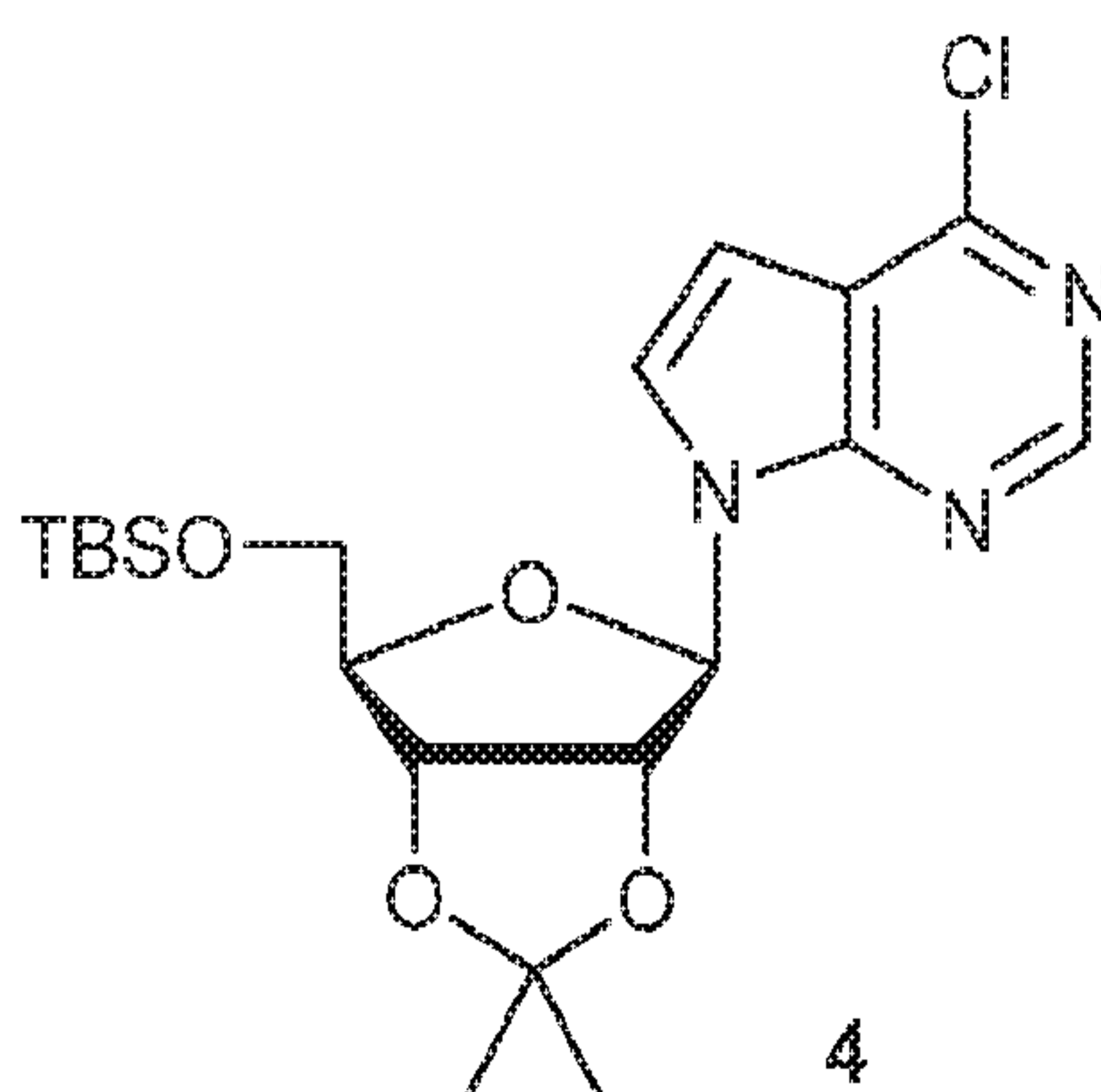
Preparation of B1:

Step 1: acetonide 2

[0214] To a suspension of D-Ribose (**1**) (160 g, 1.07 mol) in acetone (2.0 L) is added concentrated sulfuric acid (10.7 g, 107 mmol, 5.8 mL) at 27 °C dropwise. After stirring for 12 hours, solid Sodium bicarbonate (100 g) is added. The mixture is then filtered and the filtrate is concentrated to give crude **2** (215.0 g).

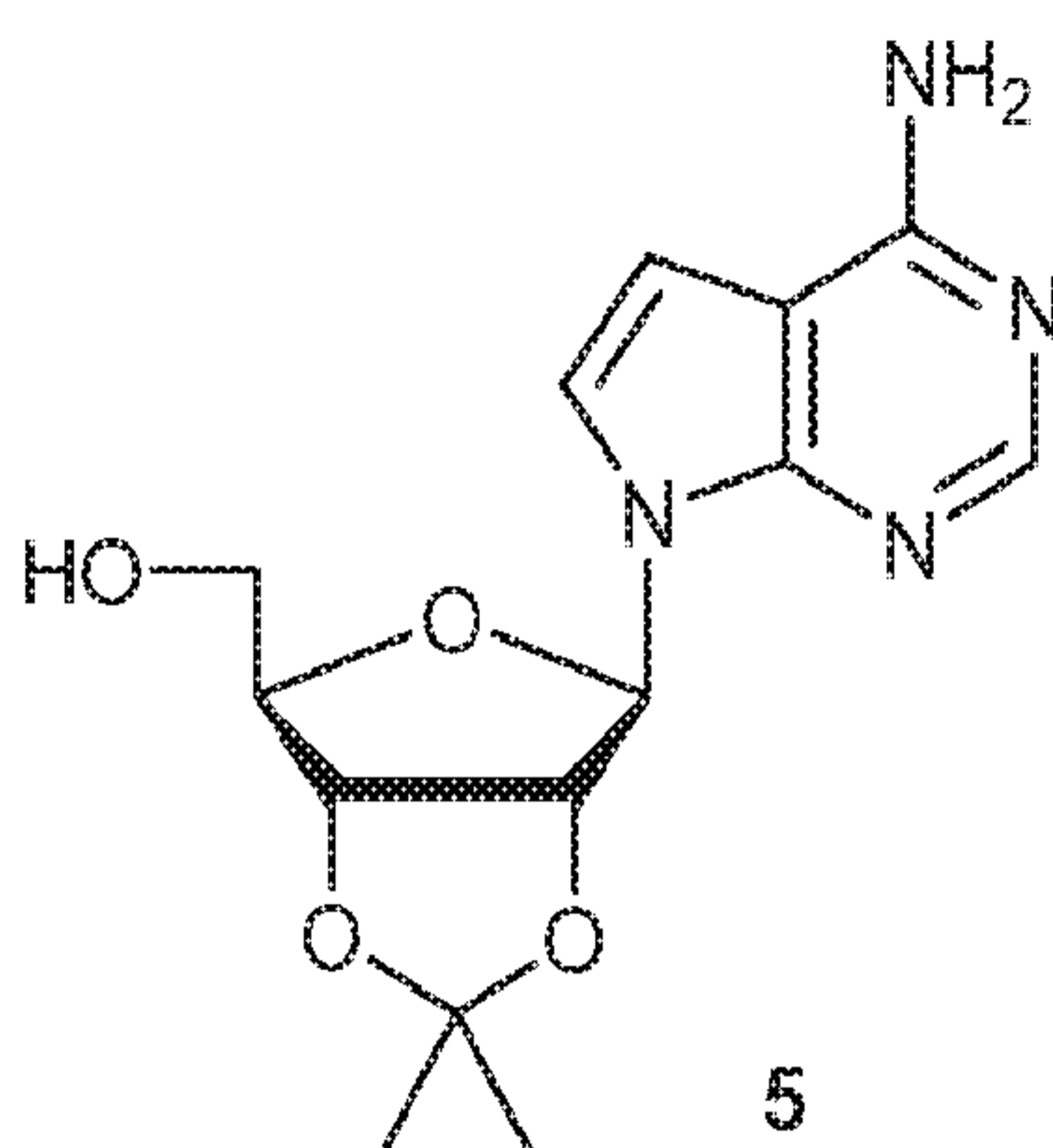
Step 2: silyl ether 3

[0215] To a solution of crude **2** (215 g, 1.13 mol) in DCM (1.5 L) is added TBSCl (170 g, 1.13 mol) and TEA (172 g, 1.69 mol) at 0 °C. After stirring at 27 °C for 12 hours, the mixture is filtered, concentrated, and purified by silica gel column chromatography (EA/PE = 1/100 to 1/50) to give **3** as a colorless oil (285 g, 83% yield).

Step 3: deazapurine 4

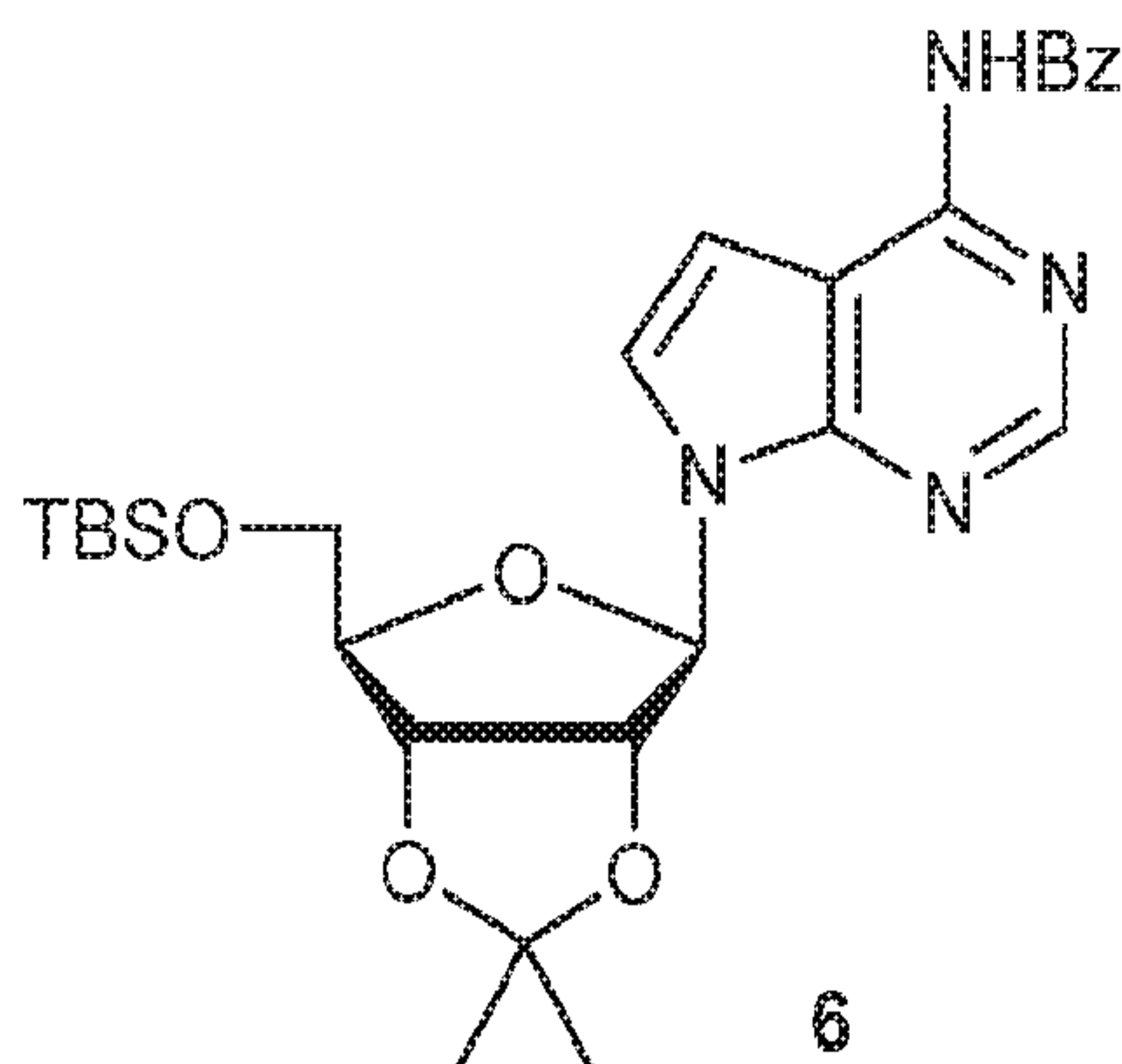
[0216] To a solution of **3** (60.0 g, 197.08 mmol) and carbon tetrachloride (67.3 g, 438 mmol, 42 mL) in THF (1.2 L) is added HMPT (63.0 g, 386 mmol, 70 mL) dropwise at –78 °C and stirred at 27 °C for 2 hours. To another solution of 6-chloro-7-deazapurine (24.2 g, 158 mmol) and KOH (16.6 g, 296 mmol) in MeCN (1.2 L) is added TDA-1 (6.37 g, 19.7 mmol) at 27 °C followed by the THF solution obtained above. After stirring at 27 °C for 12 hours, the reaction mixture is filtered, concentrated, and purified by silica gel column chromatography (EA/PE = 1/50 to 1/10) to give **4** as a yellow oil (15.3 g, 18% yield).

Step 4: adenine 5



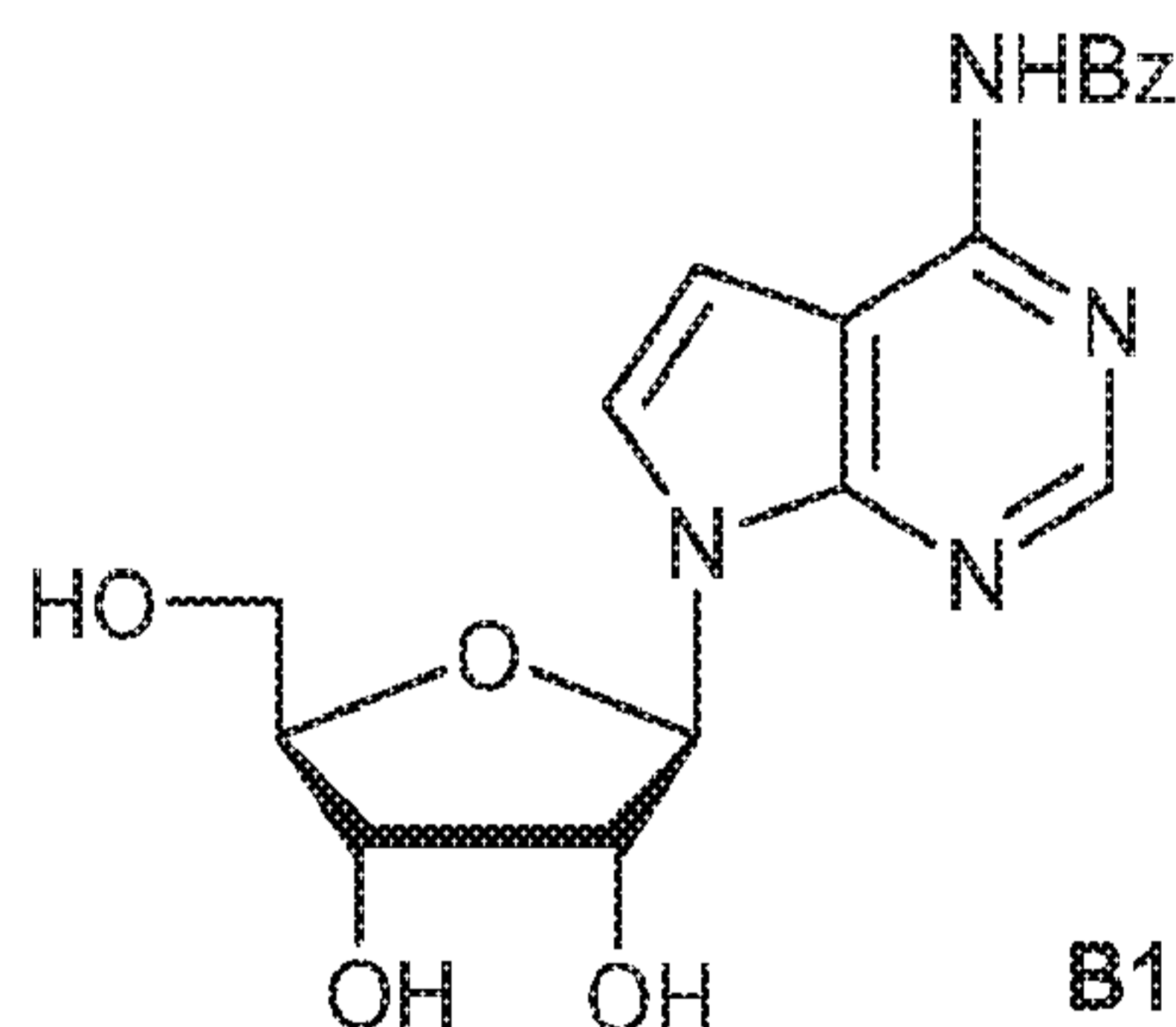
[0217] A solution of **4** (28.6 g, 64.9 mmol) in dioxane (150 mL) and ammonium hydroxide aqueous solution (500 mL) is stirred at 120 °C for 30 hours in a sealed autoclave. The volatiles are then removed and the aqueous solution is extracted with EA (300 mL × 3). The combined organic layers are washed with brine (100 mL), dried over anhydrous sodium sulfate, filtered, concentrated, and partially purified by silica gel column chromatography (EA/DCM = 1/1) to give a yellow foam (9.65 g). This residue is then dissolved in THF (50 mL) and treated with TBAF trihydrate (10.9 g, 34.4 mmol) at 27 °C. After stirring for 2 hours, the mixture is concentrated and purified by silica gel column chromatography (EA/DCM = 1/1 to 7/1) to give **5** (5.56 g, 79% yield) as yellow solid.

Step 5: benzoate 6

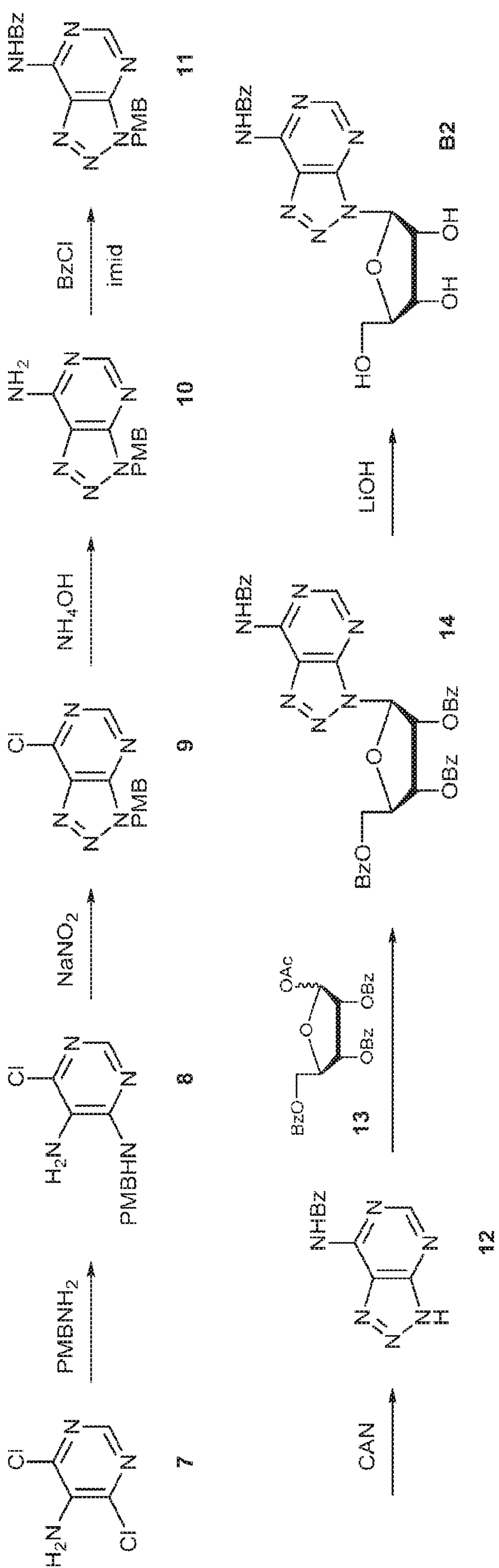


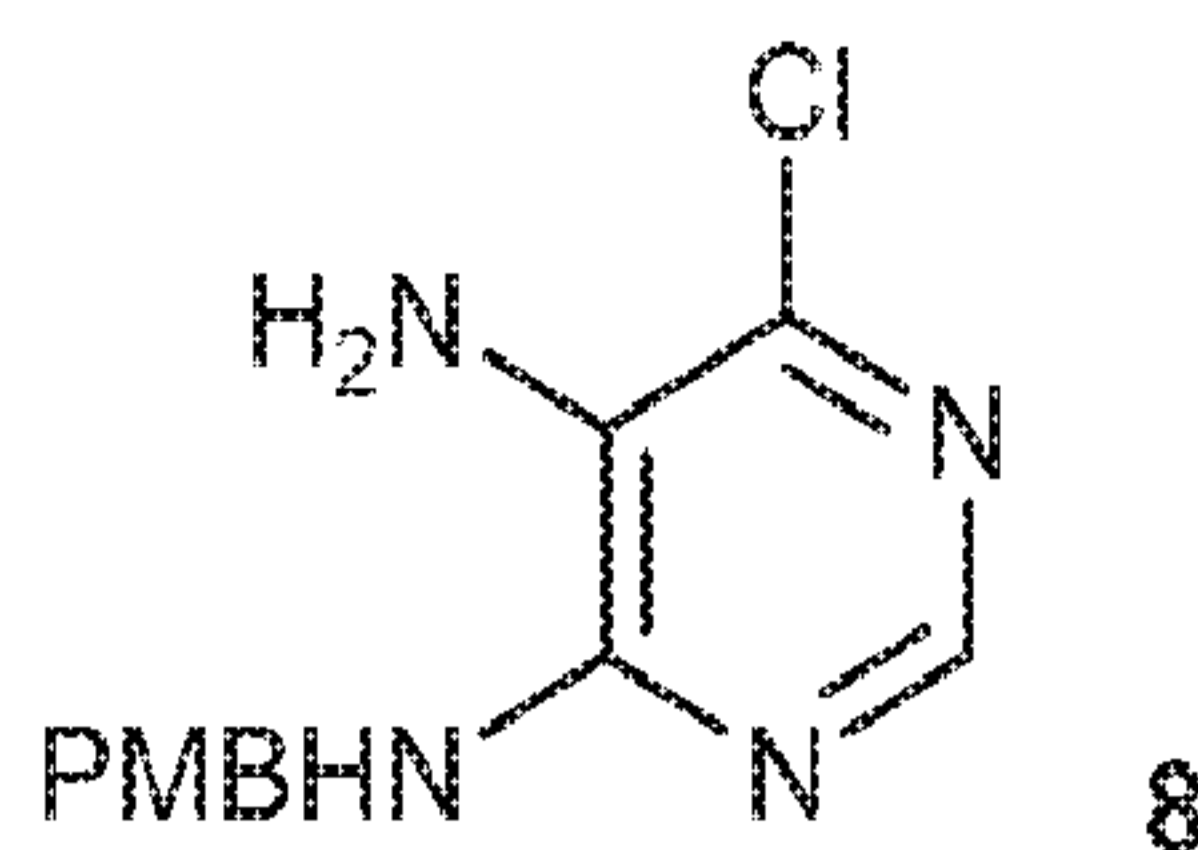
[0218] To a solution of **5** (7.26 g, 23.7 mmol) in DCM (60 mL) is added Imid (4.84 g, 71.1 mmol) and TBSCl (5.36 g, 35.6 mmol) at 27 °C. After stirring at 27 °C for 1.5 hours, water (100 mL) is added and the mixture is extracted with DCM (200 mL). The organic layer is washed with brine (100 mL), dried over anhydrous sodium sulfate, filtered, concentrated to give crude TBS-**5**. To a solution of the crude TBS-**5** obtained above in DCM (100 mL) is added benzoyl chloride (5.14 g, 36.6 mmol) at 27 °C. After stirring for 12 hours, water (200 mL) is added the mixture is extracted with DCM (500 mL). The organic layer is dried over anhydrous sodium sulfate, filtered, concentrated, and purified by silica gel column chromatography (EA/PE = 1/50 to 1/10) to give **6** as a yellow foam (8.12 g, 64% yield).

Step 6: B1

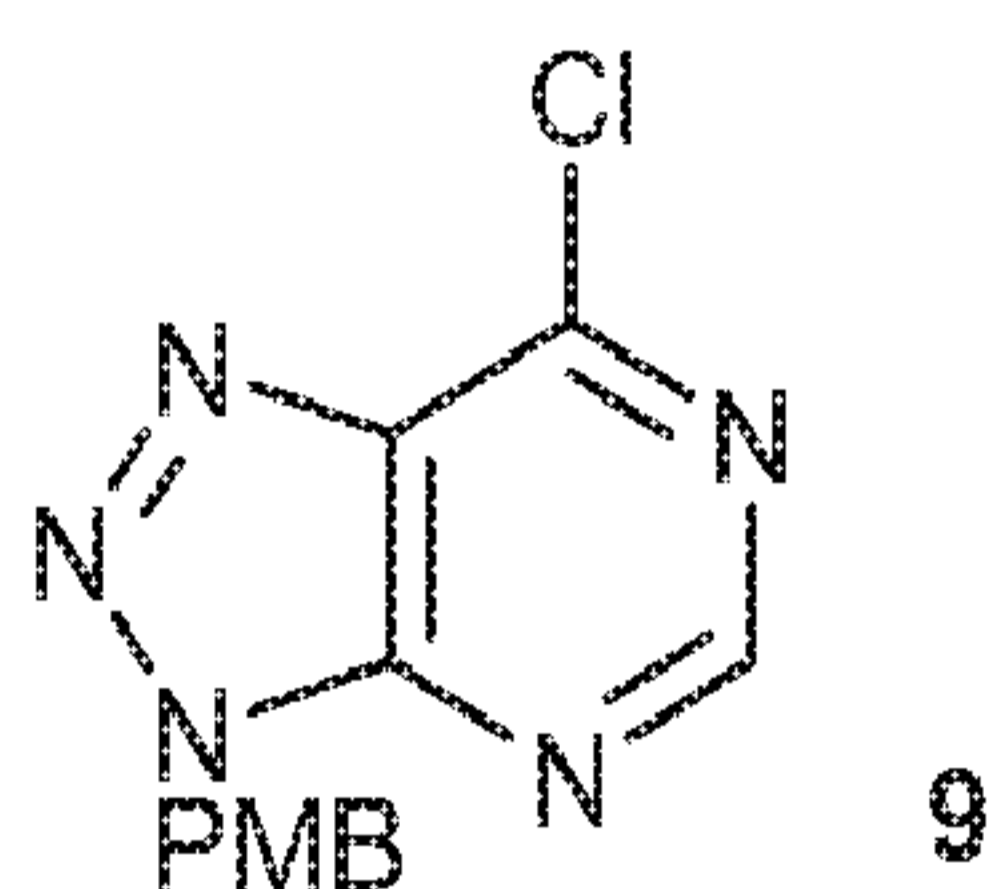


[0219] A solution of **6** (15.2 g, 28.9 mmol) in TFA (90 mL) and DCM (20 mL) is stirred at 27 °C for 12 hours. The volatiles are then removed and the residue is purified by silica gel column chromatography (MeOH/DCM = 1/100 to 1/10) to **B1** as a yellow solid (10.16 g, 95% yield).

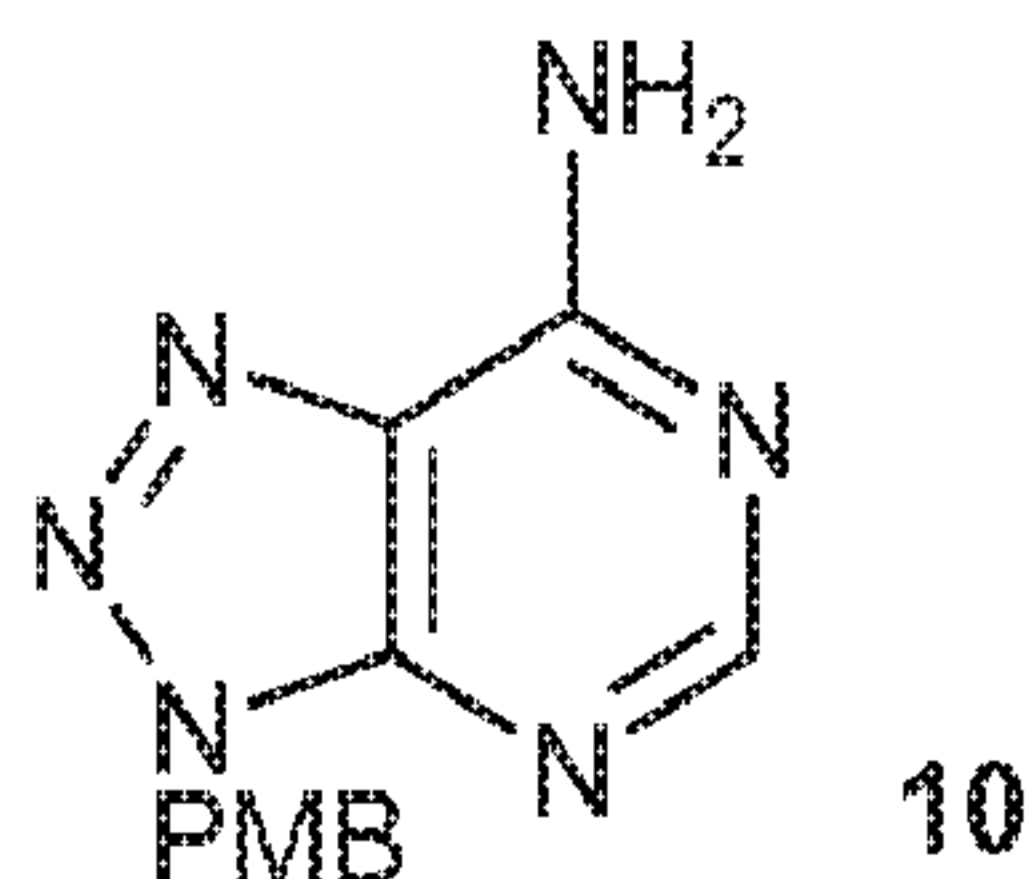
Preparation of B2:

Step 1: aniline 8

[0220] To a solution of 5-amino-4,6-dichloropyrimidine (63.0 g, 384 mmol) in *n*-BuOH (300.0 mL) is added *p*-methoxybenzylamine (58.0 g, 423 mmol, 55 mL) and DIPEA (99.3 g, 768 mmol, 134 mL). After stirring at 100–110 °C for 15 hours, the volatiles are removed before MTBE (100 mL) is added. The solid is collected by filtration and washed with EA to give **8** as an off-white solid (55.0 g, 54% yield). (MS: [M+H]⁺ 265.0)

Step 2: azapurine 9

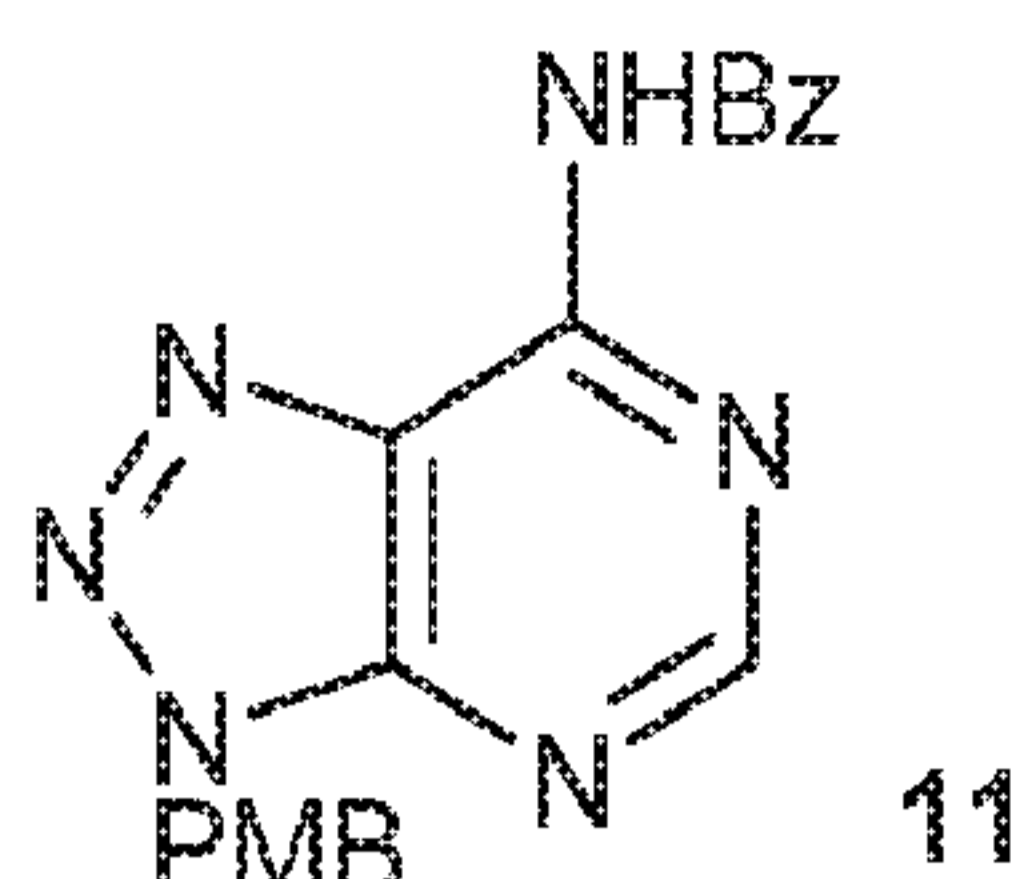
[0221] To a solution of **8** (10.0 g, 37.8 mmol) in a mixture of DCM (200 mL), AcOH (100 mL), and water (100 mL) is added sodium nitrite (2.87 g, 41.6 mmol, 2.3 mL) at 0 °C. After stirring at 0–25 °C for 1 hour, DCM (30 mL) and saturated sodium bicarbonate aqueous solution (30 mL) are added. The layers are then separated and the aqueous phase is extracted with DCM (150 mL × 3). The combined organic phases are dried over anhydrous sodium sulfate, filtered, concentrated, and purified by silica gel column chromatography (EA/PE = 1/3) to give **9** as a light yellow solid (6.0 g, 88% yield). (MS: [M+H]⁺ 276.0)

Step 3: azaadenine 10

[0222] To a solution of **9** (6.0 g, 21.8 mmol) in 1,4-dioxane (30 mL) is added ammonium hydroxide aqueous solution (30 mL). After stirring at 30–40 °C for 5 hours, the

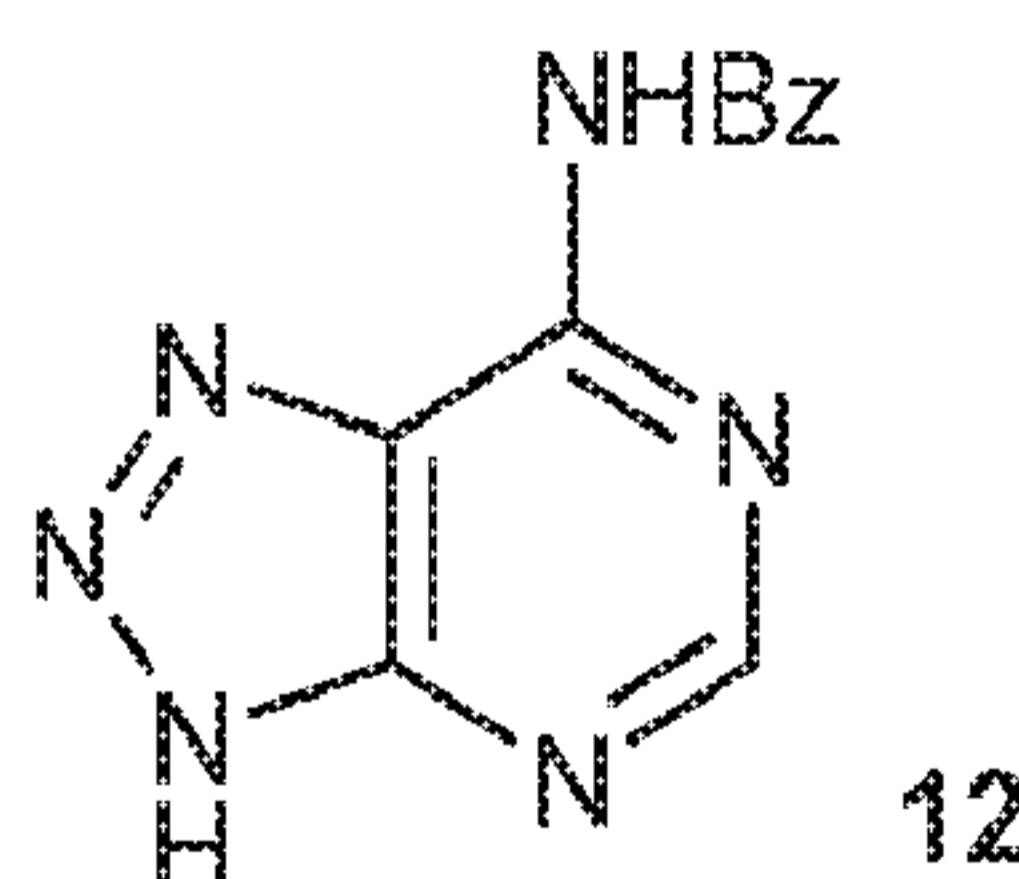
solid is collected by filtration to give **10** as a white solid (4.0 g, 70% yield). (MS: $[M+H]^+$ 257.1)

Step 4: azaadenine 11



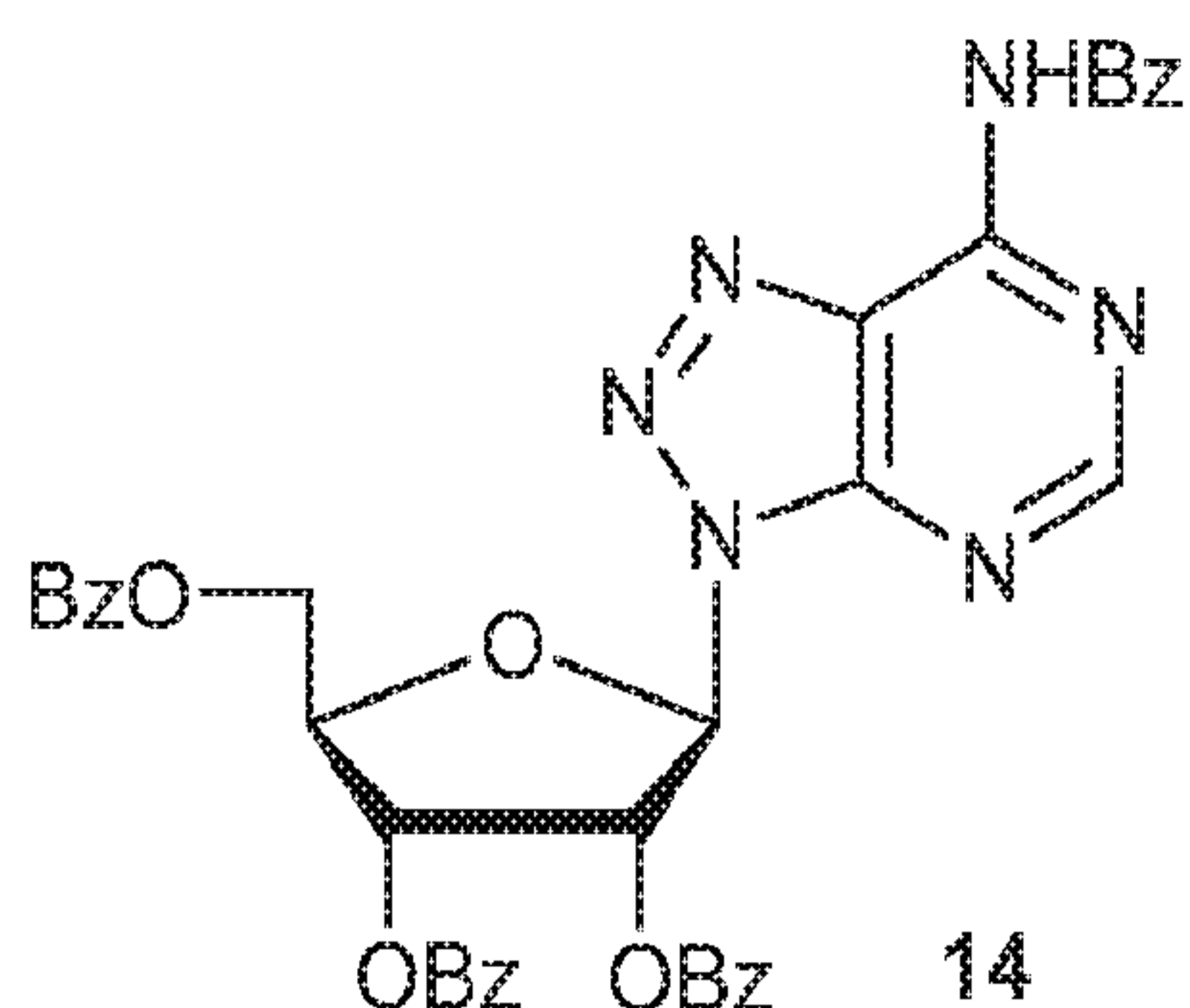
[0223] To a solution of **10** (17.0 g, 66.3 mmol) in Py (100 mL) is added DMAP (8.92 g, 73.0 mmol), Imid (13.6 g, 199 mmol) and benzoyl chloride (14.0 g, 99.5 mmol, 11.6 mL). After stirring at 110–120 °C for 18 hours, the volatiles are removed and DCM (300 mL) and water (300 mL) are added. The layers are separated and the organic phase is dried over anhydrous sodium sulfate, filtered, concentrated, and purified by silica gel column chromatography (EA/PE = 1:1) to give **11** as an off-white solid (17.0 g, 68% yield). (MS: $[M+H]^+$ 361.2)

Step 5: azaadenine 12



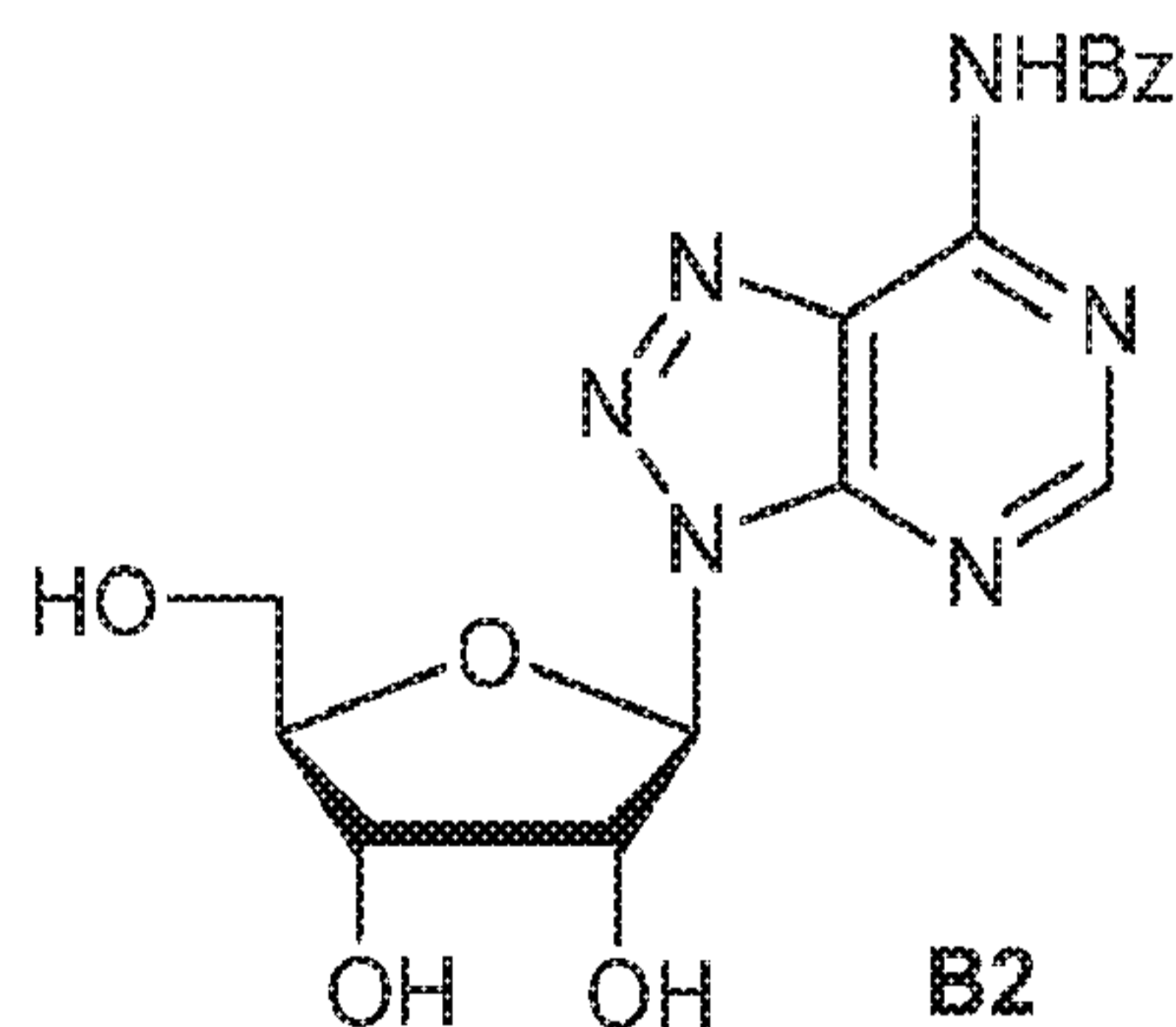
[0224] To a suspension of **11** (6.40 g, 17.8 mmol) in MeCN (60 mL) is added a solution of CAN (29.2 g, 53.3 mmol) and sodium bicarbonate (1.49 g, 17.76 mmol) in water (60 mL) at 0 °C. After stirring at 0–25 °C for 12 hours, the mixture is neutralized with sodium bicarbonate to ~pH 7. The solid is collected by filtration to give **12** (2.6 g, 57% yield). (MS: $[M+H]^+$ 241.1)

Step 6: azaadenosine 14

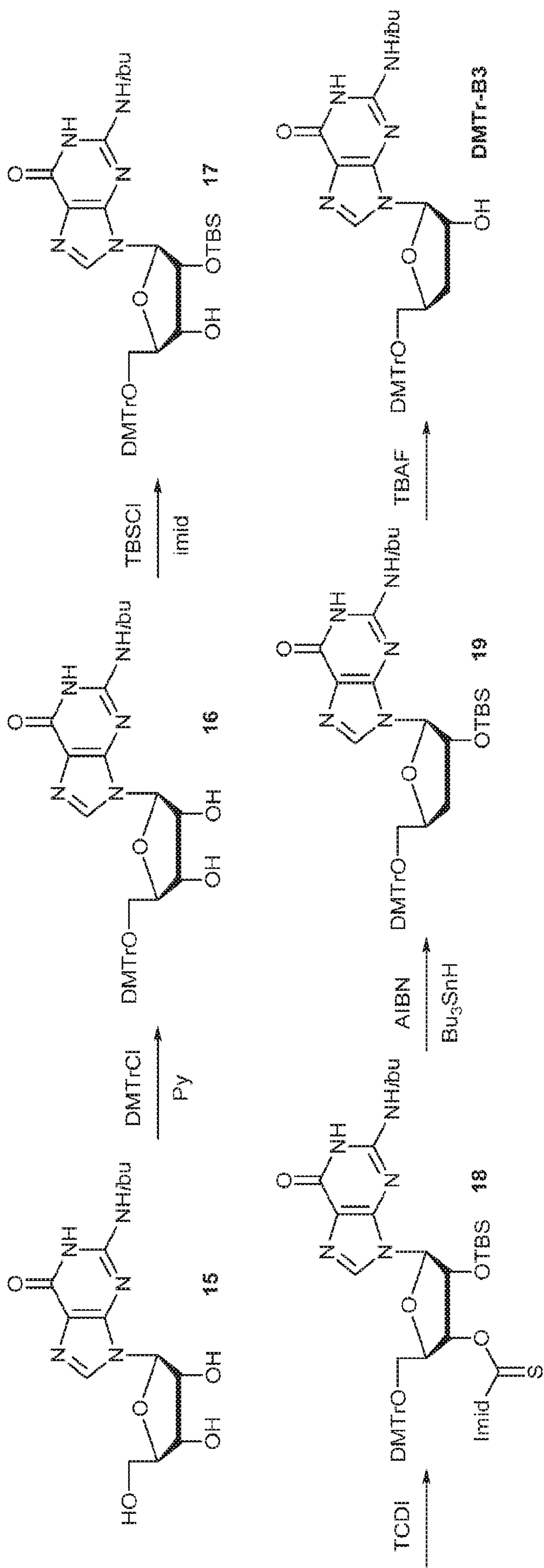


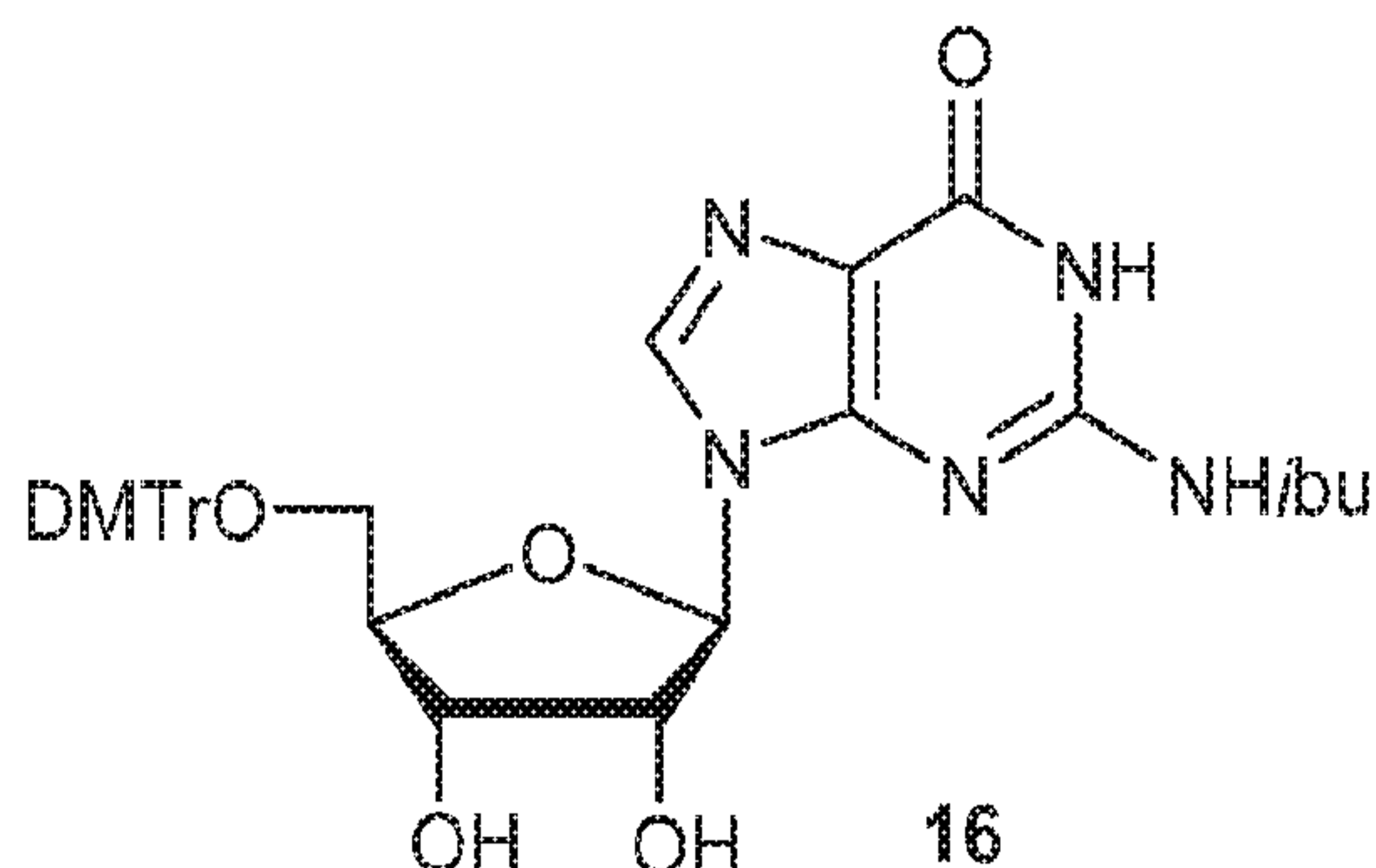
[0225] To a solution of **12** (9.30 g, 38.7 mmol) and **13** (20.5 g, 40.7 mmol) in MeCN (350 mL) is added tin(IV) chloride (30.3 g, 116 mmol, 13.6 mL) at 0 °C. After stirring at 0–25 °C for 24 hours, the reaction mixture is poured into saturated sodium bicarbonate aqueous solution (300 mL). The solid is filtered off and washed with water (100 mL). The filtrate is extracted with DCM (150 mL × 4) and the combined organic layers are dried over anhydrous sodium sulfate, filtered, concentrated, and purified by silica gel column chromatography (EA/DCM = 1/10) to give **14** as an off-white gum (6.10 g, 21% yield). (MS: [M+H]⁺ 684.9)

Step 7: B2

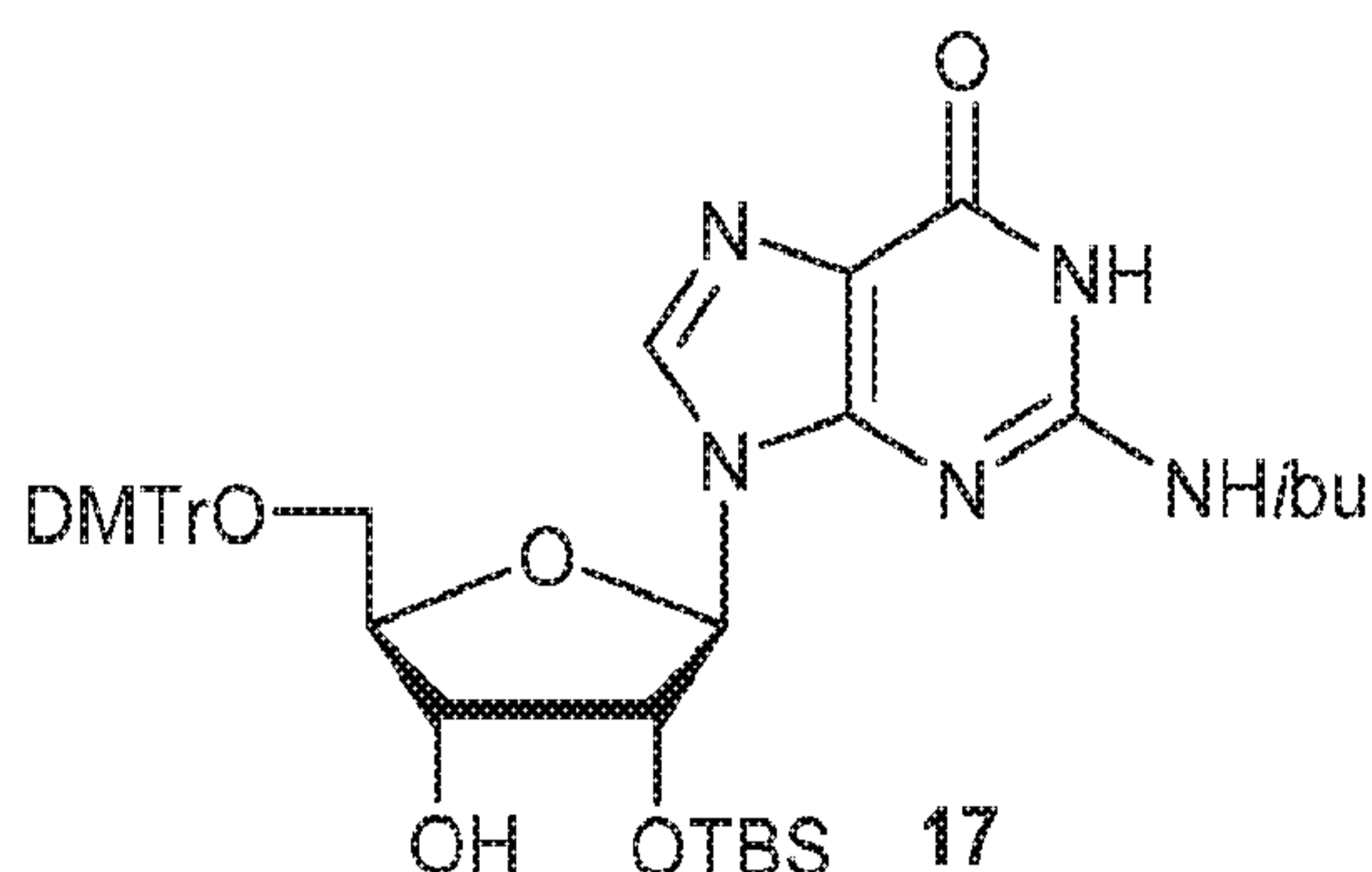


[0226] To a solution of **14** (6.1 g, 8.9 mmol) in a mixture of THF (35 mL) and MeOH (28 mL) is added lithium hydroxide aqueous solution (1M, 16.0 mL) at 0 °C. After stirring at 0–25 °C for 3 hours, the mixture is neutralized with citric acid aqueous solution (1M) to ~pH 7 and then concentrated and purified by silica gel column chromatography (MeOH/DCM = 1/20) to give **B2** as an off-white solid (2.9 g, 87% yield). (MS: [M+H]⁺ 373.1)

Preparation of DMTr-B3:

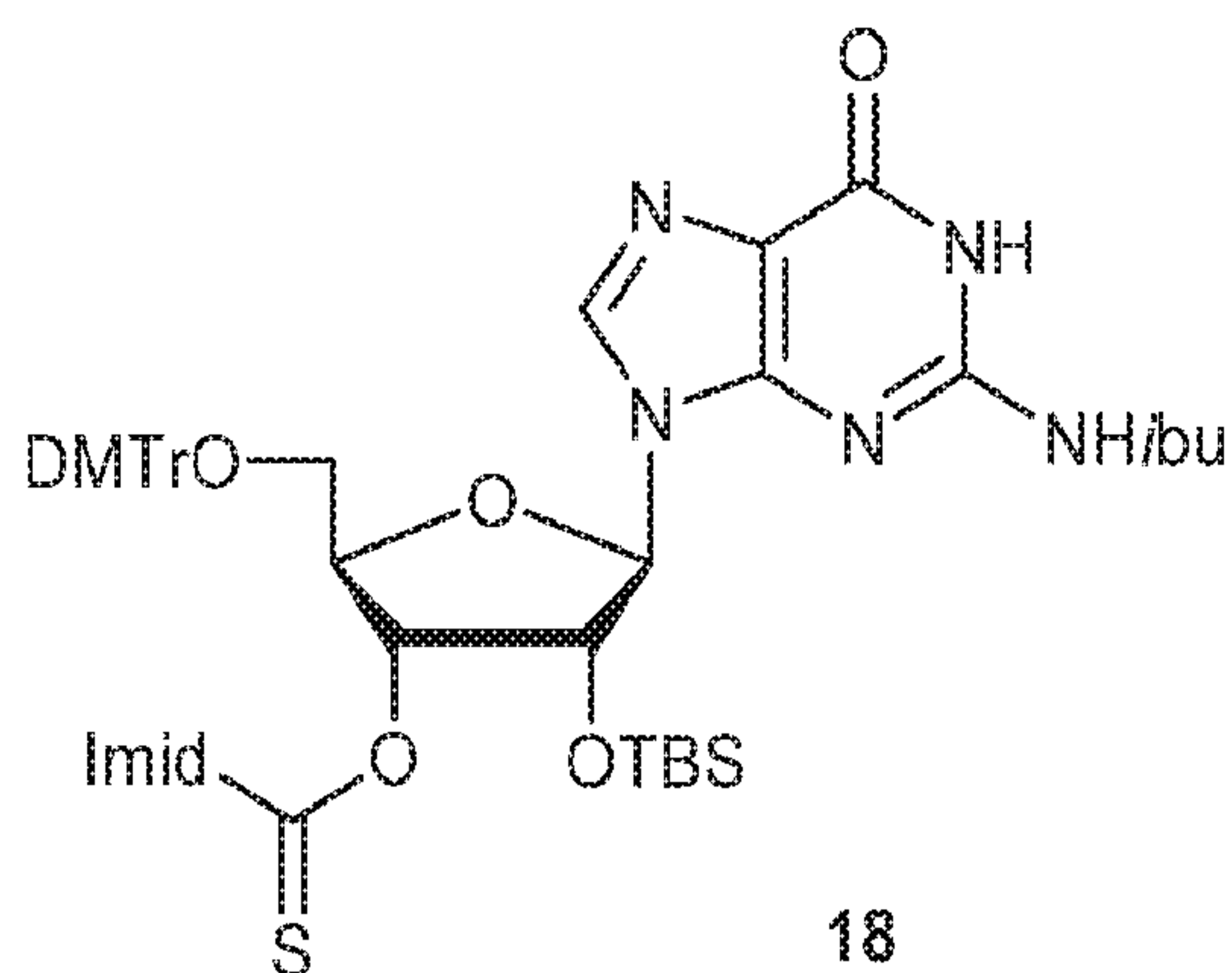
Step 1: diol 16

[0227] To a solution of **15** (880 mg, 2.5 mmol) in Py (10 mL) is added a solution of DMTrCl (940 mg, 2.6 mmol) in Py (5 mL). After stirring for 3 hours, the mixture is concentrated and purified by silica gel column chromatography (MeOH/DCM = 1/20 to 1/10) to provide **16** as a white foam (1.23 g, 75% yield). (MS: $[M+H]^+$ 656.2)

Step 2: alcohol 17

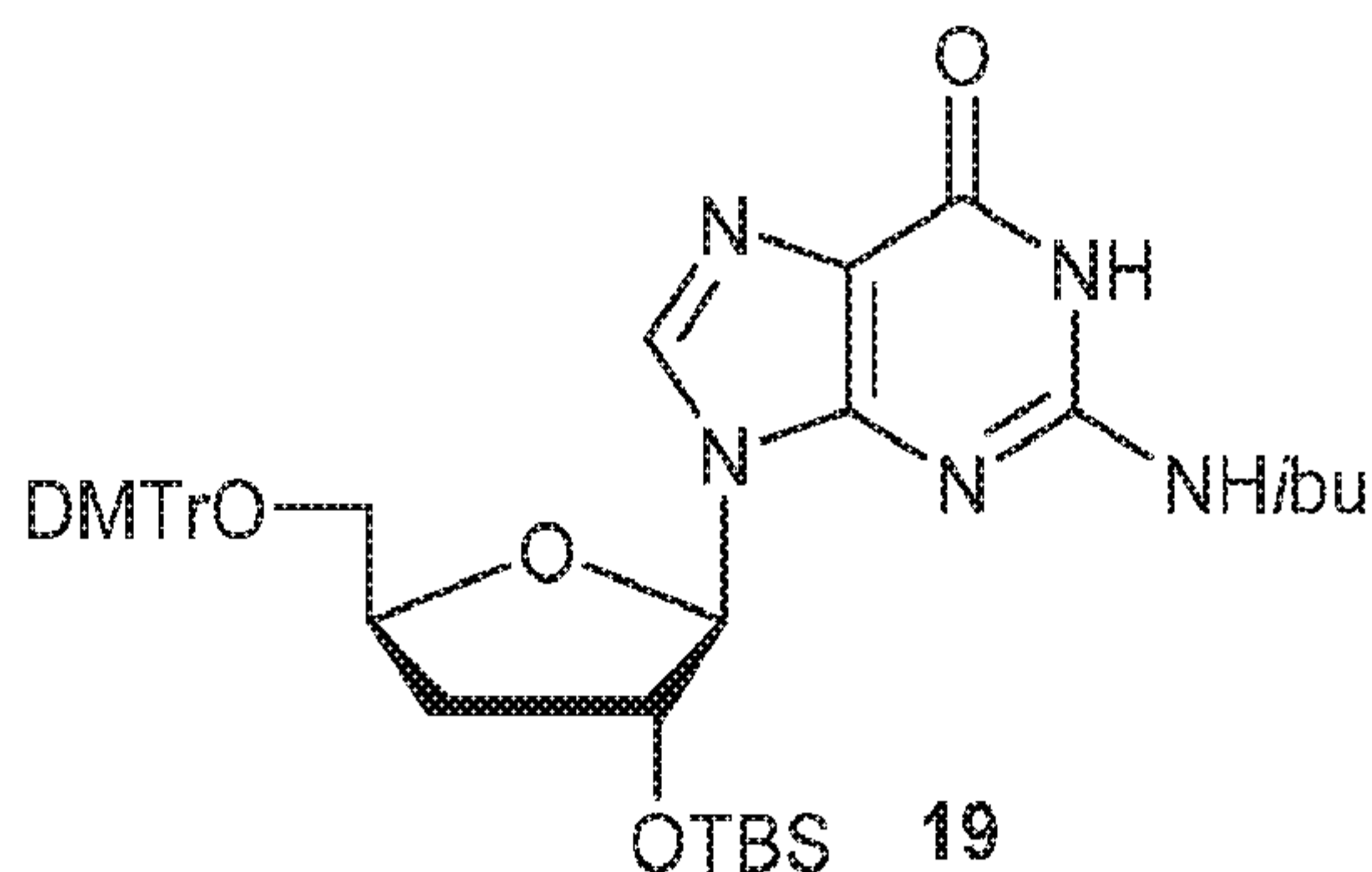
[0228] To a solution of **16** (900 mg, 1.4 mmol) and Imid (280 mg, 4.15 mmol) in Py (15 mL) is added TBSCl (310 mg, 2.05 mmol). After stirring for 4 hours, the volatiles are removed and the residue is dissolved in DCM (50 mL), washed with saturated sodium bicarbonate aqueous solution and brine, dried over anhydrous sodium sulfate, concentrated, and purified by silica gel column chromatography (EA/toluene = 1/3 to 2/3) to provide **17** as a white solid (480 mg, 45% yield). (MS: $[M+H]^+$ 770.2)

Step 3: thiocarbamate 18



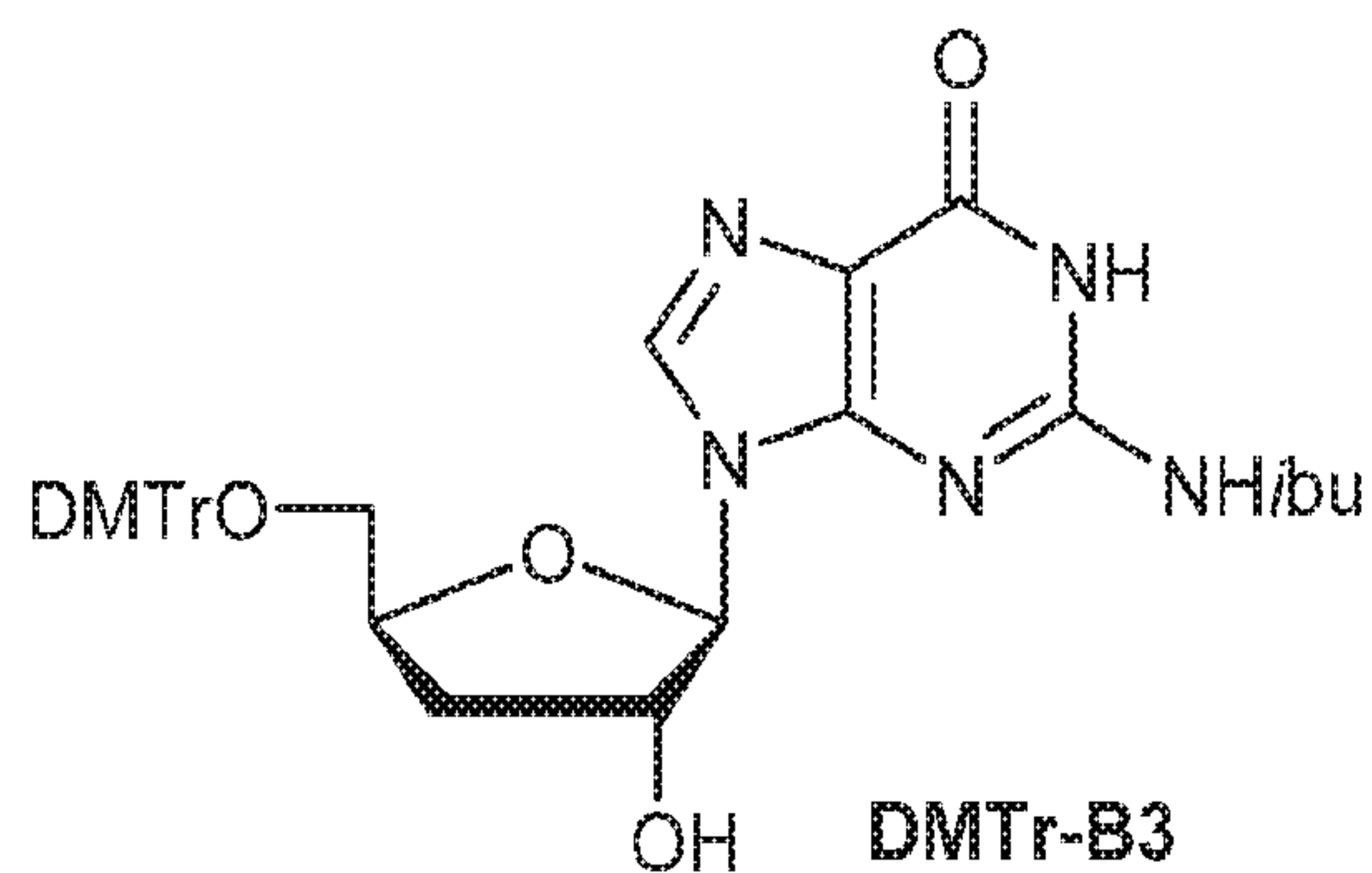
[0229] To a solution of **17** (500 mg, 0.65 mmol) in DMF (6 mL) is added TCDI (350 mg, 1.94 mmol). After stirring for 2 days, EA (40 mL) and water (25 mL) are added and the layers are separated. The aqueous layer is extracted with ethyl acetate (25 mL × 3). The combined organic layers are washed with water (20 mL), brine (20 mL × 2), dried over anhydrous sodium sulfate, and concentrated to give crude **18**. (MS: [M+H]⁺ 880.2)

Step 4: silyl ether **19**

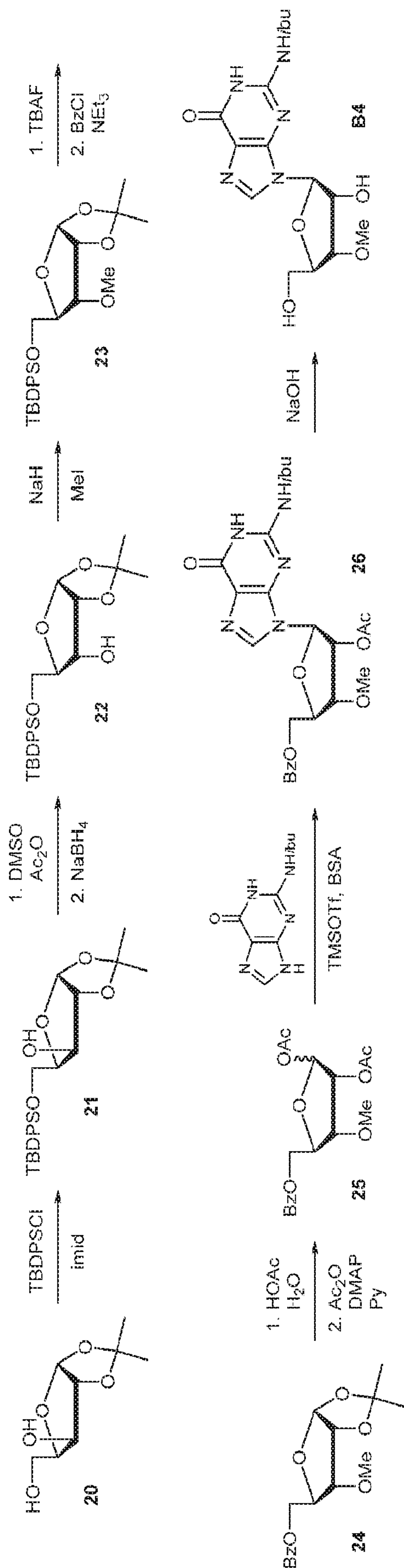


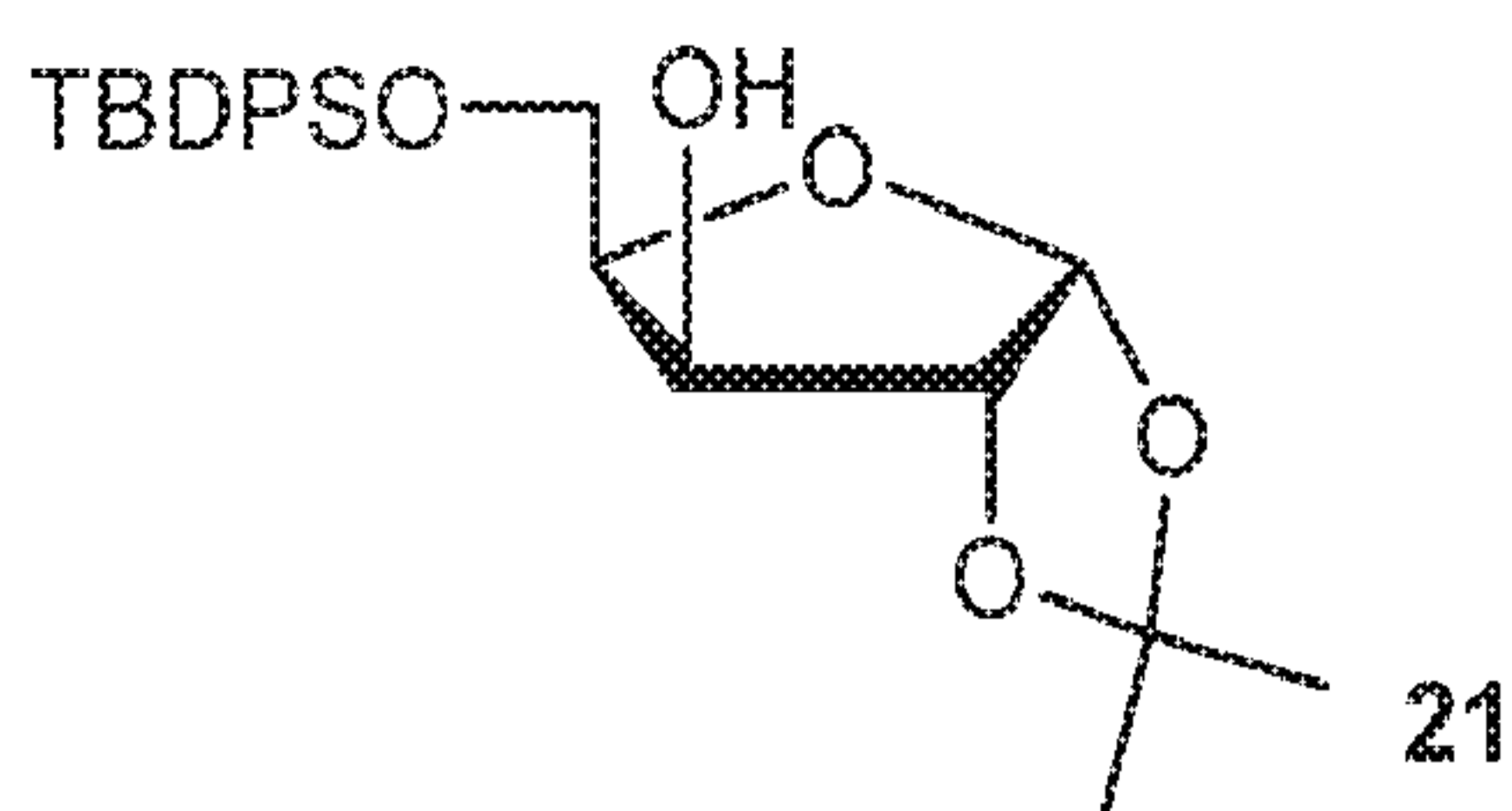
[0230] To a degassed solution of crude **18** in toluene (10 mL) at 110 °C is added a degassed solution of AIBN (57 mg, 0.34 mmol), tributyltin hydride (0.51 mL, 1.94 mmol) in toluene (3 mL) over 30 minutes. After stirring at 110 °C for 6 hours, the mixture is cooled to room temperature, concentrated, and purified by silica gel column chromatography (EA/hexanes = 1/5 to 2/1) to give **19** as a yellow oil (195 mg, 40% yield over two steps). (MS: [M+H]⁺ 754.2)

Step 5: DMTr-B3

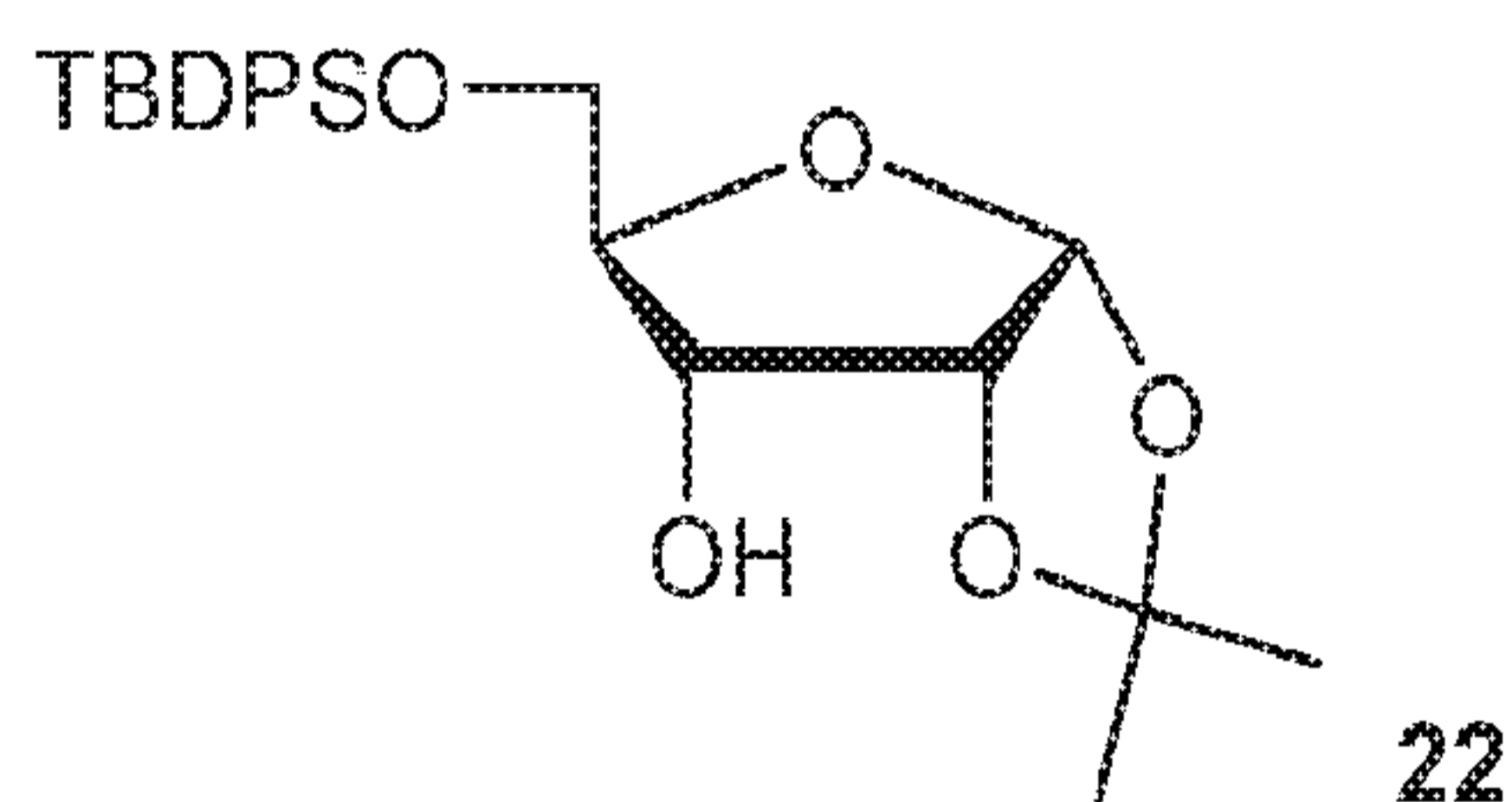


[0231] To a solution of **19** (190 mg, 0.252 mmol) in THF (5 mL) is added TBAF (1 M in THF, 0.50 mL). After stirring at room temperature for 2 hours, water (5 mL) is added and the mixture is extracted with EA (8 mL \times 3), dried over anhydrous sodium sulfate, concentrated, and purified by silica gel column chromatography (MeOH/DCM = 1/20) to give **DMTr-B3** as a white solid (132 mg, 82% yield). (MS: $[M+H]^+$ 640.2)

Preparation of B4:

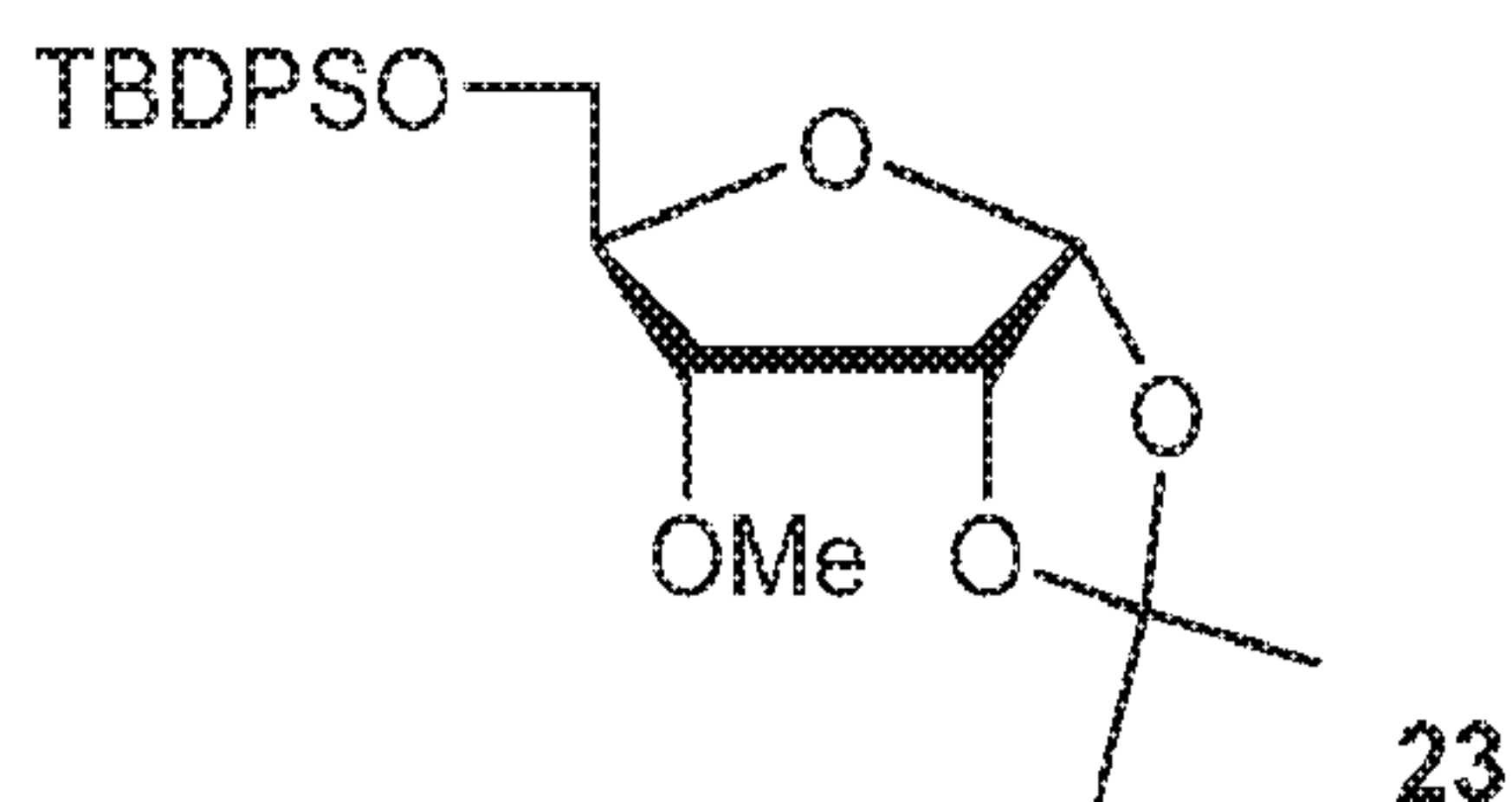
Step 1: alcohol 21

[0232] To a solution of **20** (12.8 g, 67.0 mmol) in Py (300 mL) is added TBDPSCl (21.0 mL, 80.4 mmol). After stirring for 3 h, MeOH (25 mL) is added and the mixture is concentrated. The residue is dissolved in diethyl ether (200 mL), washes with sodium bicarbonate aqueous solution (10%, 100 mL) and water (100 mL), dried over anhydrous sodium sulfate, filtered, concentrated, and purified by silica gel column chromatography (diethyl ether/PE = 1/2) to give **21** as a white solid (27.2 g, 95% yield). (MS: $[M+Na]^+$ 451.2)

Step 2: alcohol 22

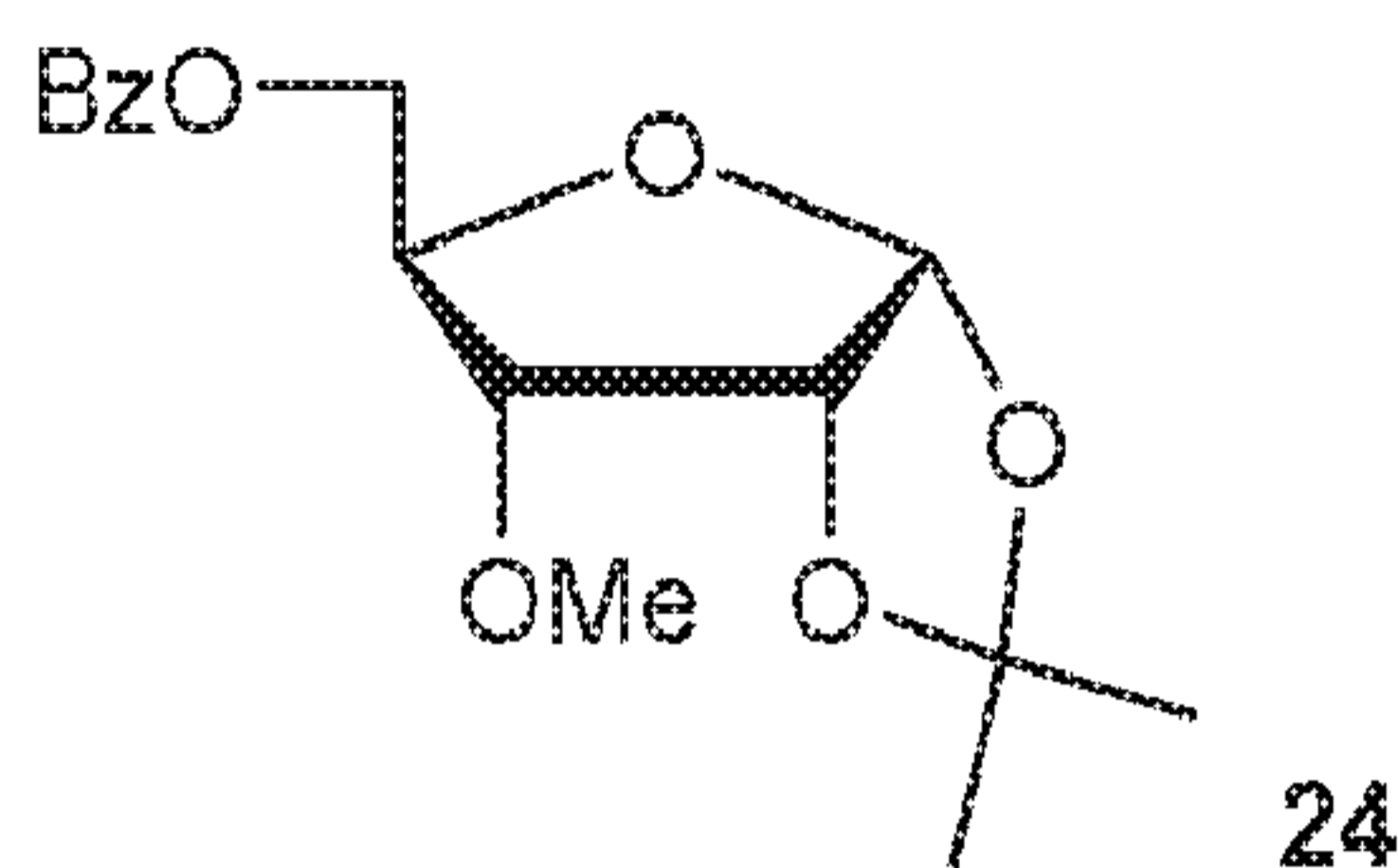
[0233] A solution of **21** (27.2 g, 63.7 mmol) in DMSO (200 mL) and Ac₂O (50 mL) is stirred for 16 hour before pouring into ice water (200 mL). The mixture is extracted with diethyl ether (100 mL × 3) and the combined organic layers are washed with sodium bicarbonate aqueous solution (10%, 100 mL) and water (100 mL), and concentrated. The residue is then dissolved in MeOH (250 mL) and DCM (250 mL) at 0 °C followed by addition of sodium borohydride (12.0 g) in 10 portions. After stirring for 5 minutes, water (100 mL) is added and the layers are separated. The organic layer is then concentrated and purified by silica gel column chromatography (diethyl ether/PE = 1/2) to give **22** as a white solid (20.4 g, 75% yield over two steps). (MS: $[M+Na]^+$ 451.2)

Step 3: methyl ether 23



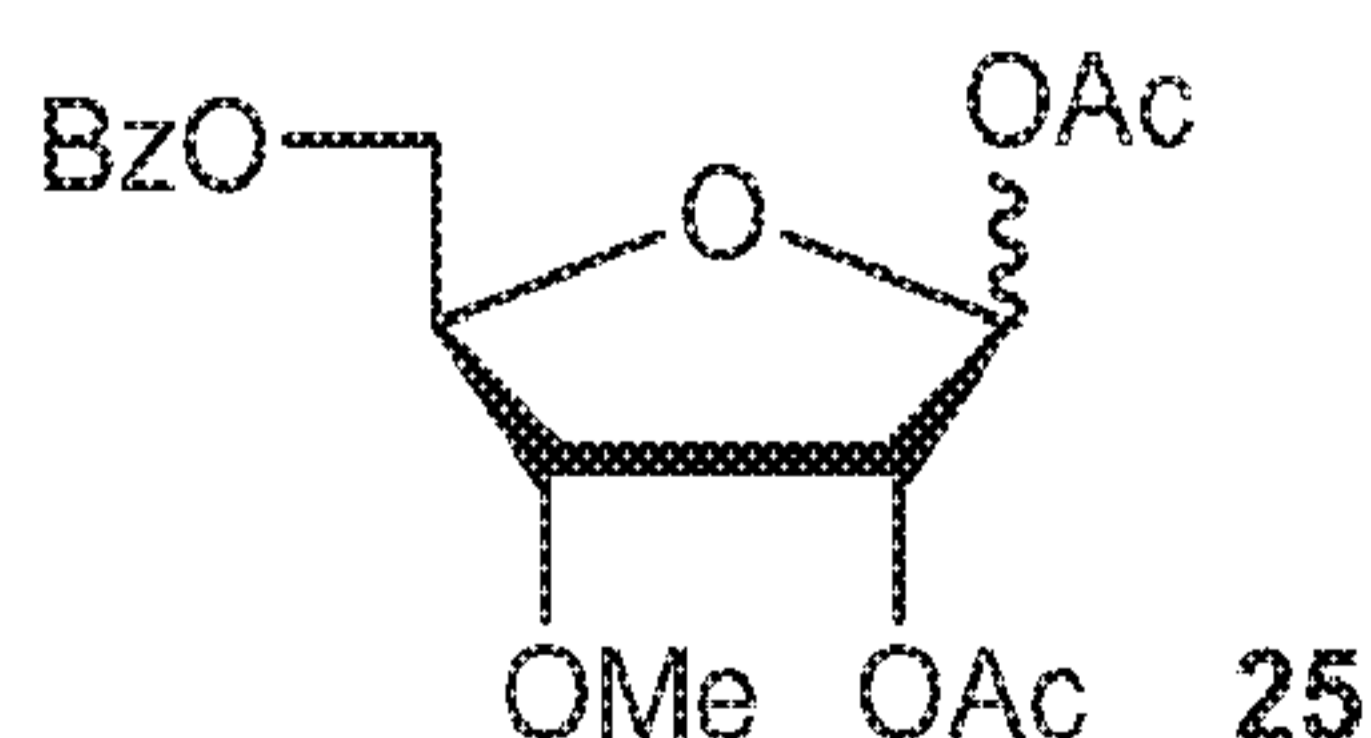
[0234] To a solution of **22** (4.0 g, 9.33 mmol) in DMF (45 mL) is added sodium hydride (484 mg, 12.1 mmol) at 0 °C and stirred for 30 minutes before methyl iodide (0.64 mL, 10.3 mmol) is added slowly. After stirring for 3 hours, water (3 mL) is added and the volatiles are removed and purified by silica gel column chromatography (EA/PE = 1/10) to give **23** as a white solid (3.8 g, 92% yield). (MS: $[M+Na]^+$ 465.2)

Step 4: benzoate 24



[0235] To a solution of **23** (3.1 g, 7.0 mmol) in THF (50 mL) is added TBAF (8.4 mL, 8.4 mmol) at 0°C. After stirring for 4 h at room temperature, water (5 mL) and EA are added. The layers are separated and the organic layer is washed with water and brine, concentrated, and the resulting residue is dissolved in DCM followed by addition of TEA (4.9 mL, 35 mmol) and benzoyl chloride (0.98 mL, 8.4 mmol). After stirring for 1 hour, water (3 mL) is added and the volatiles are removed. The residue is purified by silica gel column chromatography (EA/PE = 1/5) to give **24** as a white solid (1.9 g, 88% yield). (MS: $[M+ Na]^+$ 331.0)

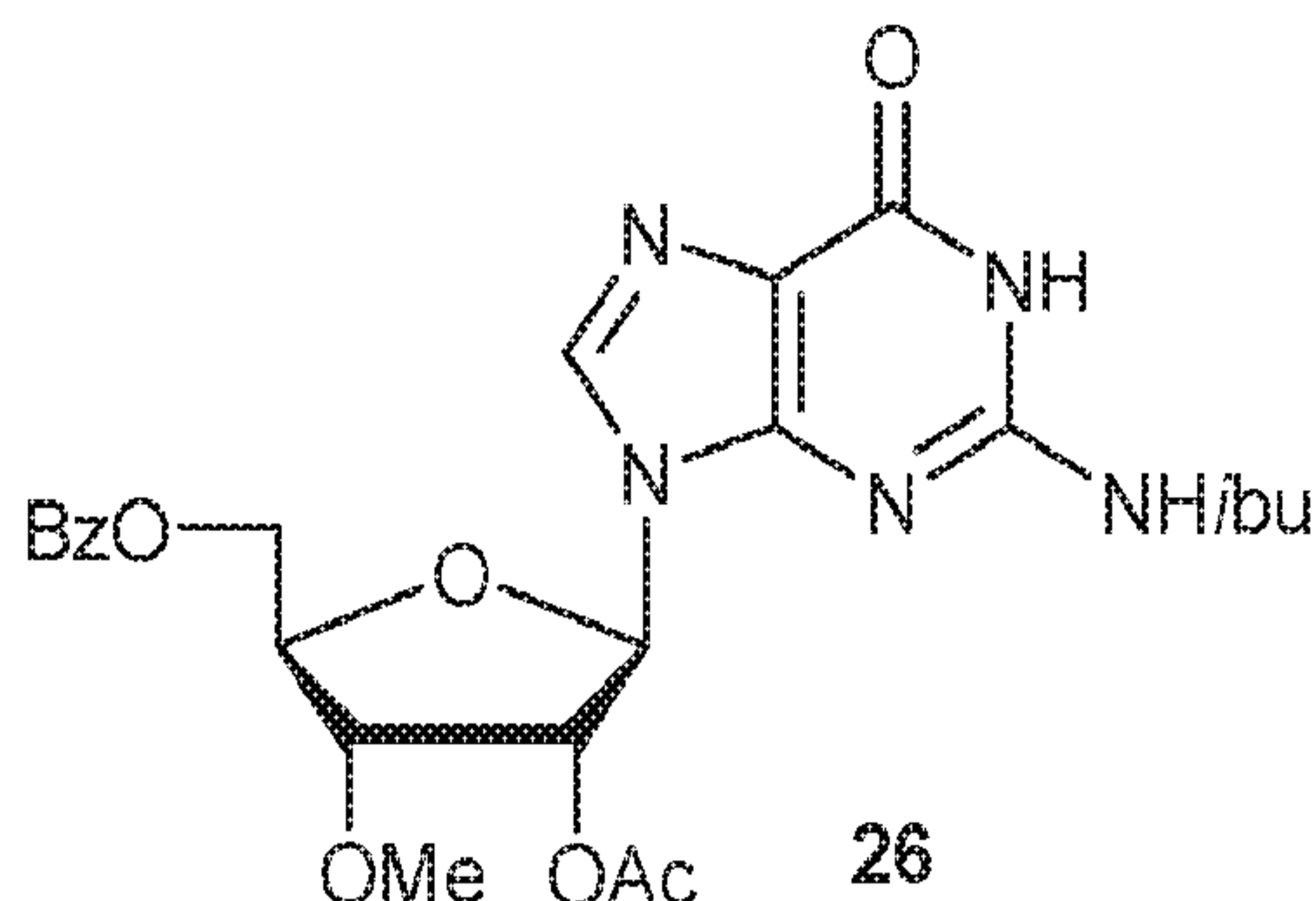
Step 5: acetate 25



[0236] A solution of **24** (0.71 g, 2.3 mmol) in HOAc (14 mL) and water (6 mL) is heated under reflux for 30 minutes. After cooling to room temperature, the mixture is co-evaporated with toluene (10 mL × 4) and the resulting residue is dissolved in Py/Ac₂O (10/1

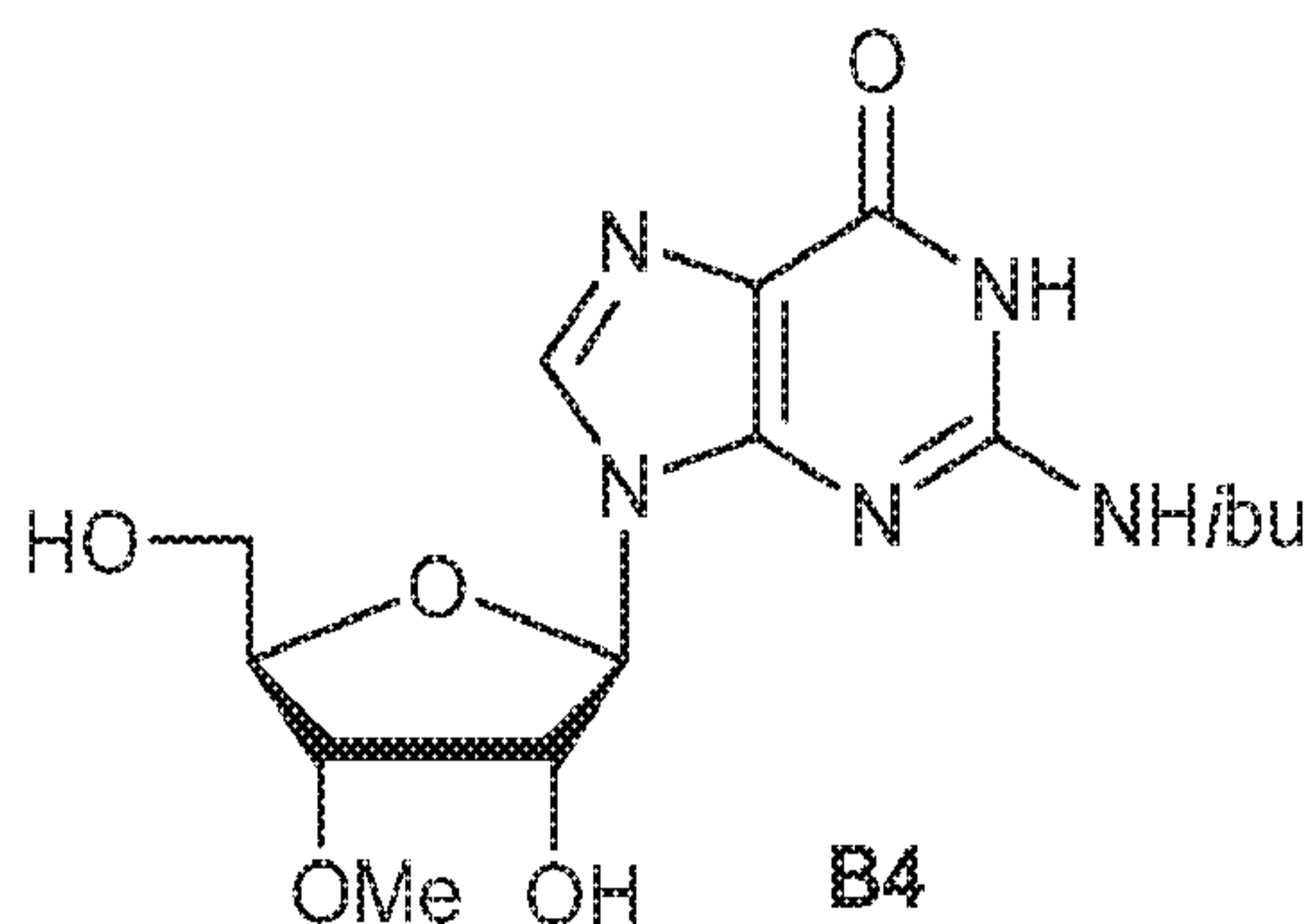
v/v, 10 mL) followed by addition of DMAP (50 mg, 0.46 mmol). After stirring for 4 hours, the mixture is concentrated and purified by silica gel column chromatography (EA/PE = 1/3) to give **25** as a white solid (0.75 g, 92% yield). (MS: $[M+Na]^+$ 375.0)

Step 6: guanosine 27

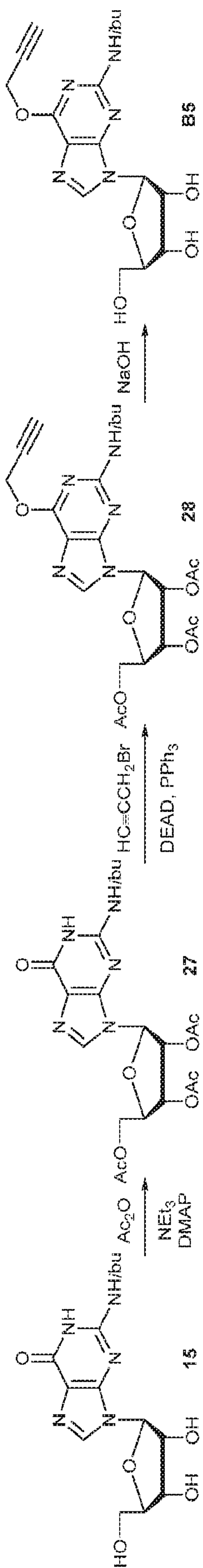


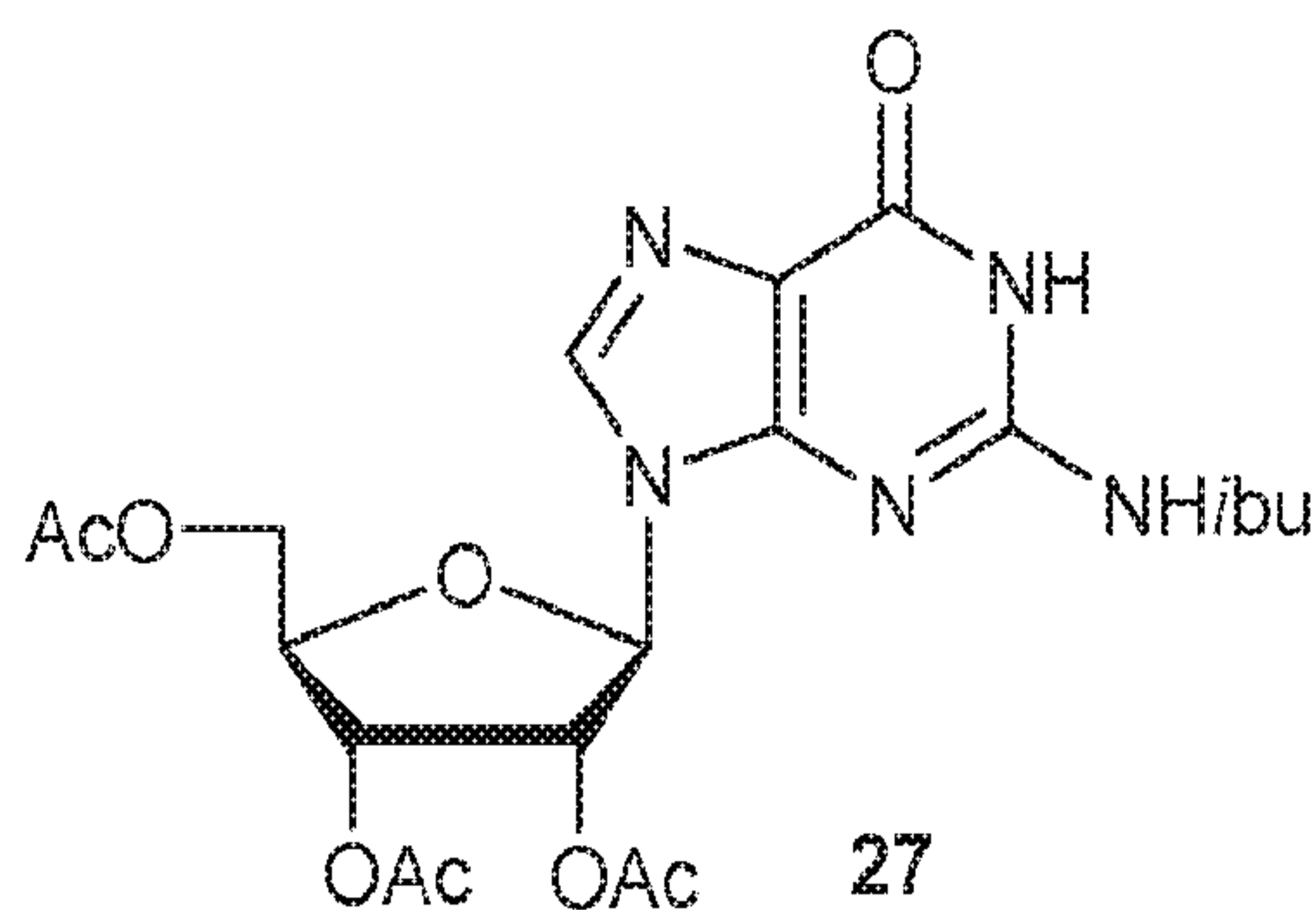
[0237] To a suspension of **25** (500 mg, 1.42 mmol) and *N*²-isobutyrylguanine (500 mg, 2.13 mmol) in DCM (20 mL) at 80 °C is added BSA (1.8 mL, 7.4 mmol) and stirred for 1 hour before addition of TMSOTf (0.77 mL, 4.26 mmol). After stirring at 80 °C for 3 hours, the mixture is cooled to room temperature before sodium bicarbonate aqueous solution (50 mL) is added. The mixture is then extracted with DCM (50 mL × 3). The combined organic layers are dried over anhydrous sodium sulfate, concentrated, and purified by silica gel column chromatography (MeOH/DCM = 1/20 to 1/10) to give **26** as a white powder (624 mg, 85% yield). (MS: $[M+H]^+$ 514.2)

Step 7: B4

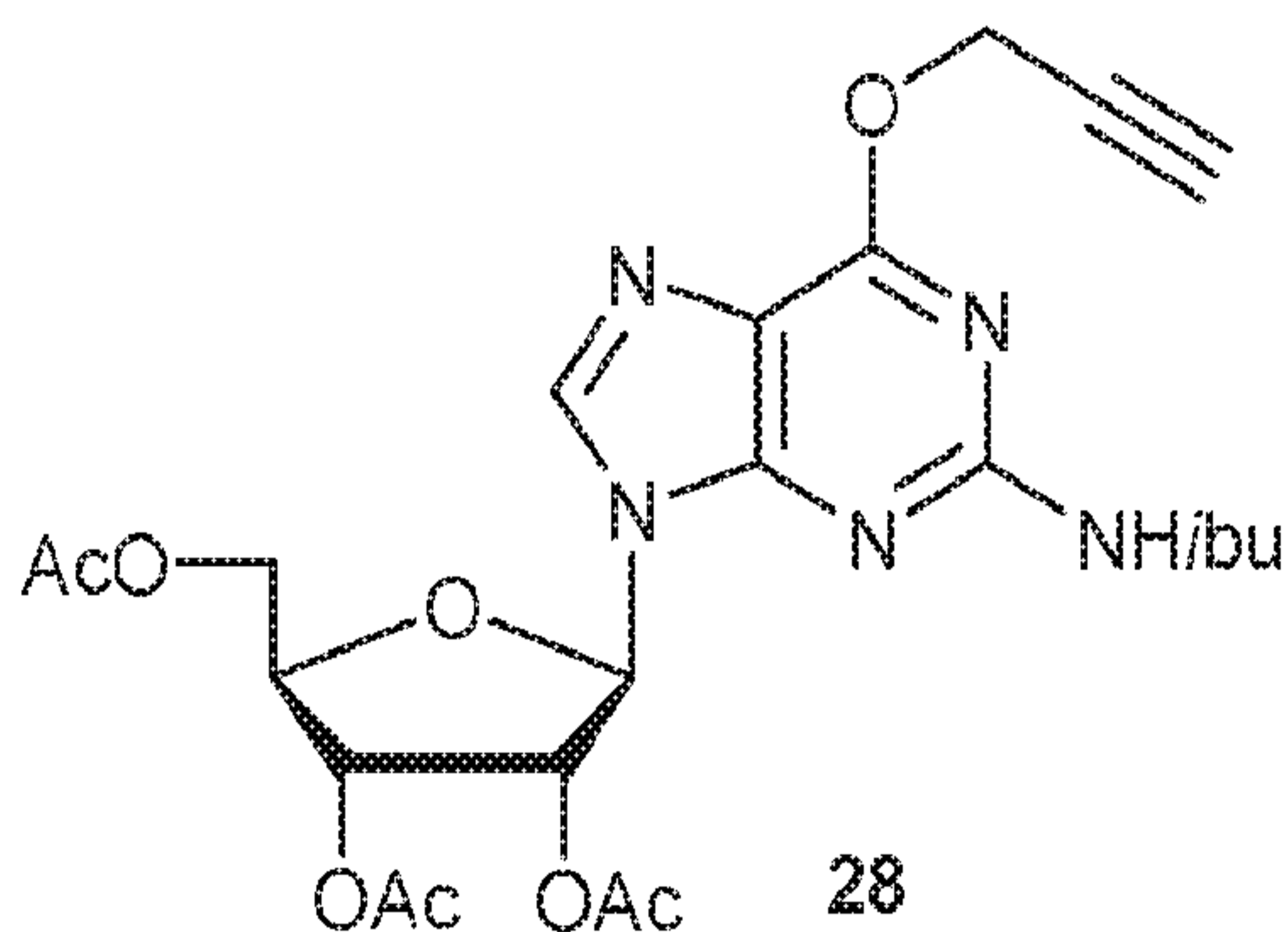


[0238] To a solution of **27** (0.49 g, 0.96 mmol) in MeOH/THF/water (4/5/1 v/v/v, 20 mL) is added sodium hydroxide aqueous solution (10 M, 0.25 mL, 2.5 mmol) at 0 °C. After stirring for 30 minutes, HOAc is added and the mixture is concentrated and purified by silica gel column chromatography (MeOH/DCM = 1/10 to 1/5) to give **B4** as an oil (322 mg, 92% yield). (MS: $[M+H]^+$ 368.2)

Preparation of B5:

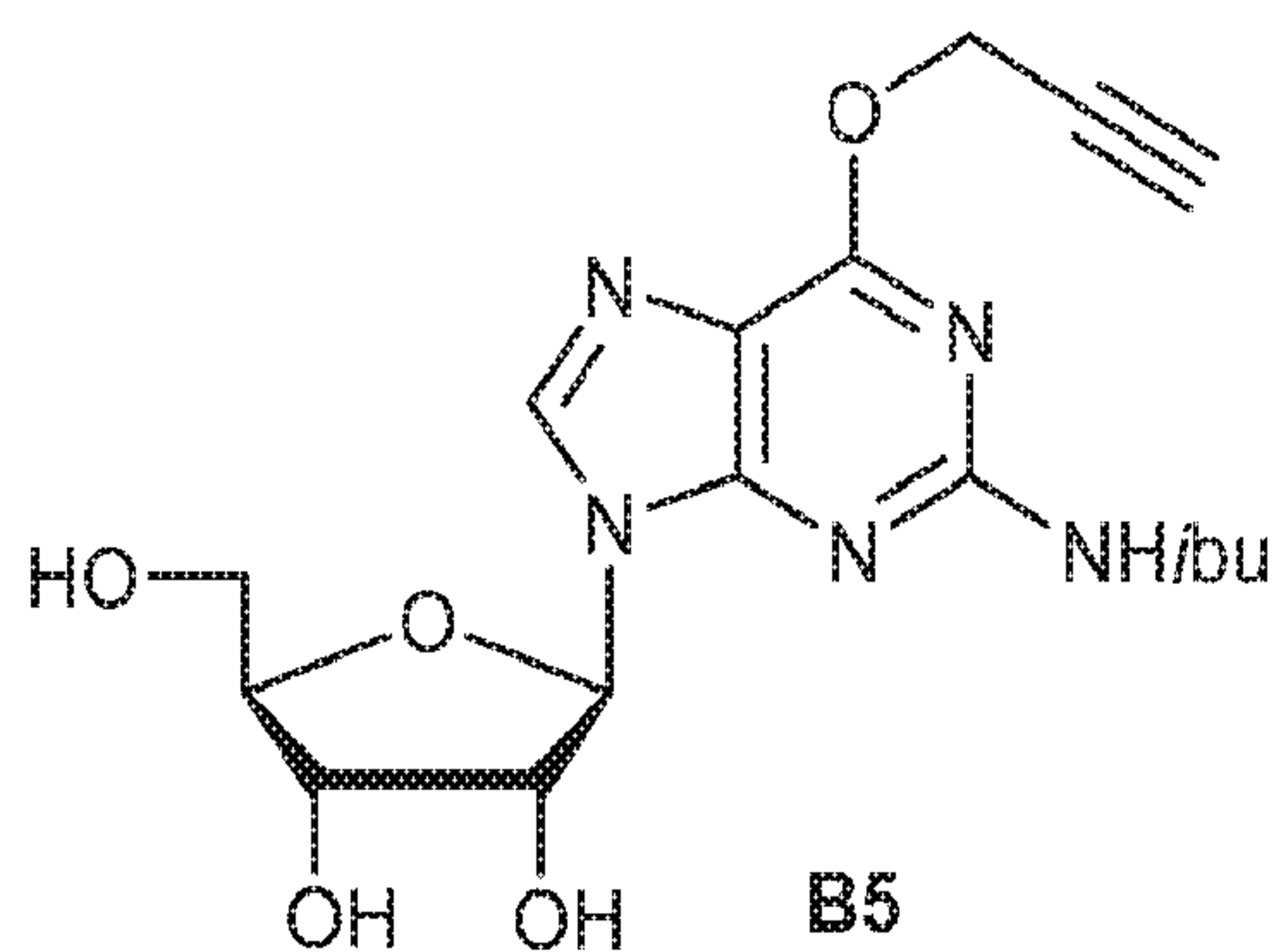
Step 1: acetate 28

[0239] To a solution of **15** (7.0 g, 20 mmol) in MeCN (100 mL) is added DMAP (1.2 g, 10 mmol) and Ac₂O (7.5 mL, 80 mmol) at 0 °C. After stirring at room temperature overnight, the mixture is concentrated and purified by silica gel flash chromatography (MeOH/DCM = 1/20 to 1/10) to give **27** as a white solid (8.77 g, 92% yield). (MS: [M+H]⁺ 480.0)

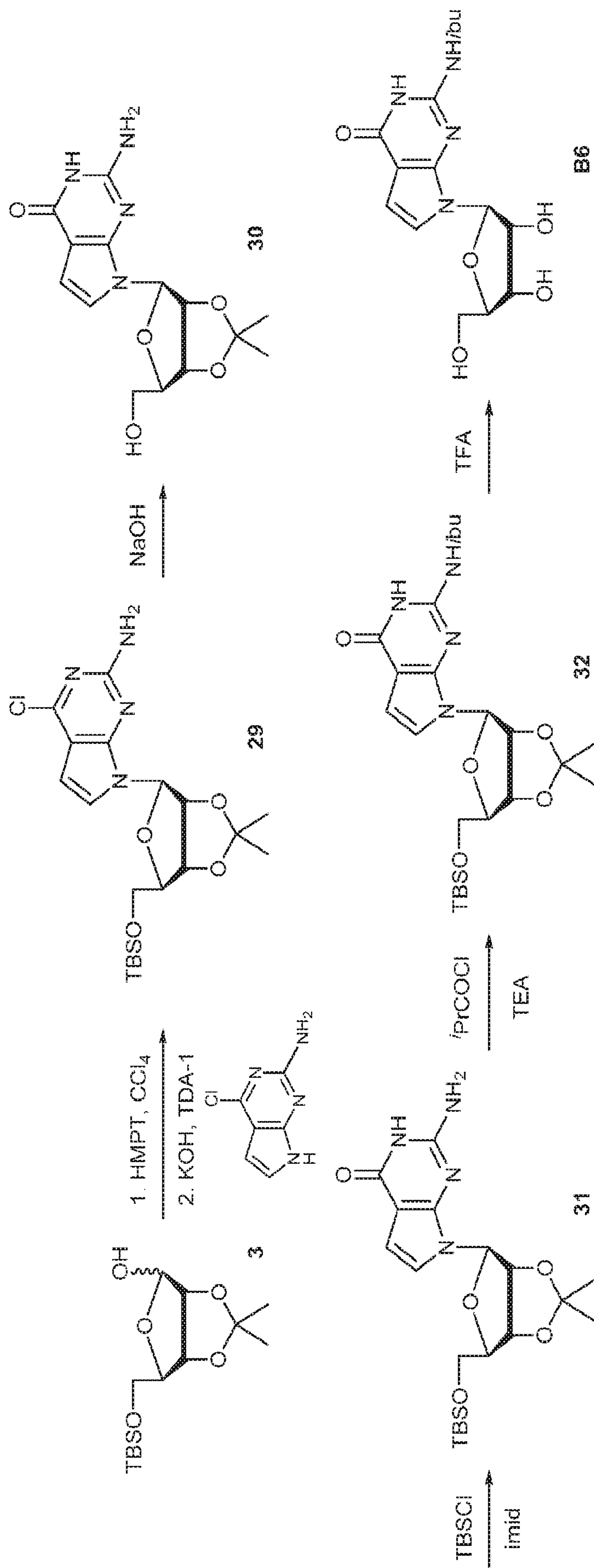
Step2: propargyl ether 29

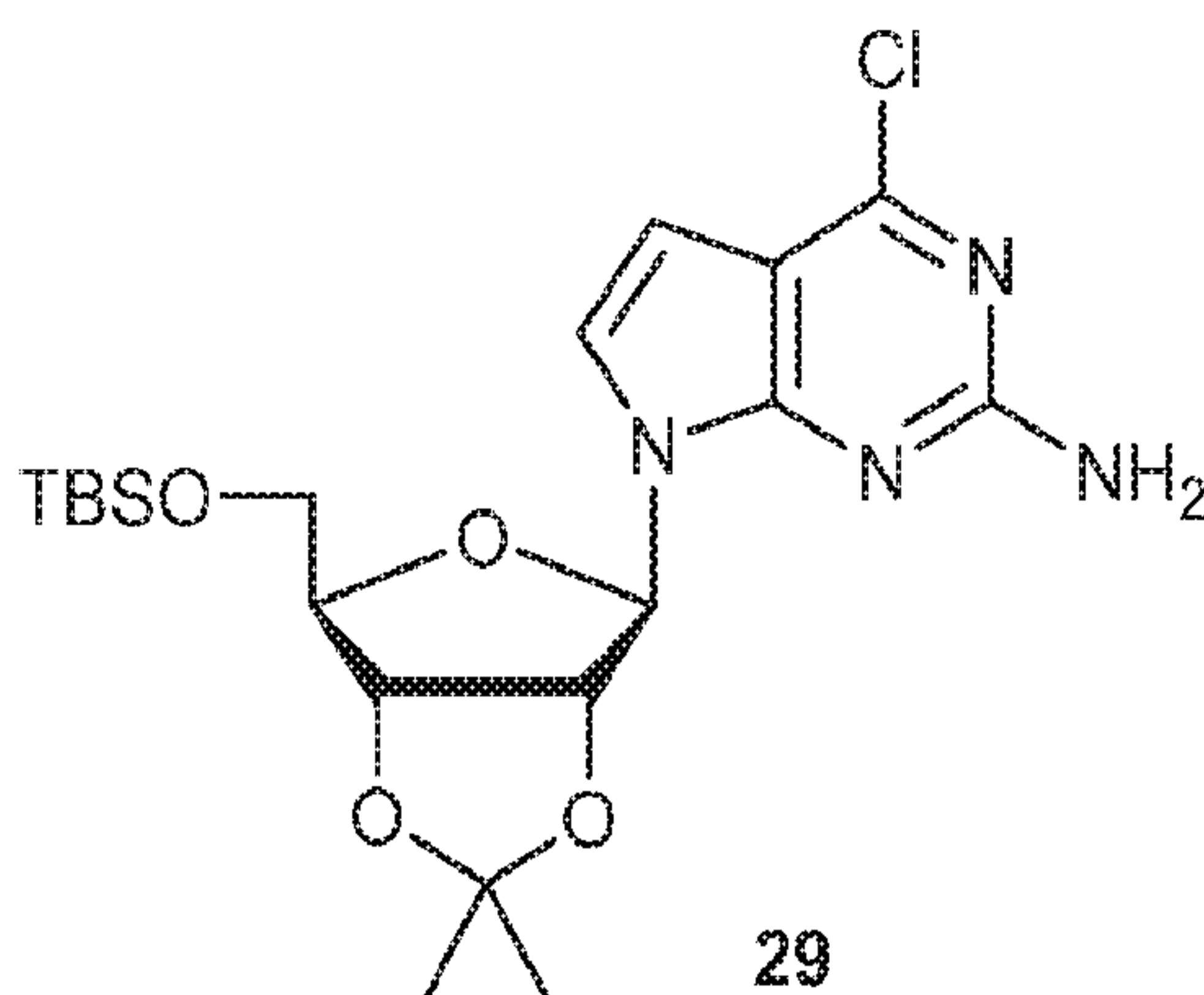
[0240] To a solution of **27** (480 mg, 1.0 mmol) in 1,4-dioxane (1 mL) is added PPh₃ (656 mg, 2.5 mmol), propargyl bromide (0.15 mL, 2 mmol) and a solution of DEAD (0.49 mL, 2.5 mmol) in dioxane (1 mL) at 0 °C. After stirring for 2 hours, the mixture is concentrated and purified by silica gel column chromatography (MeOH/DCM = 1/50 to 1/20) to give **28** as a white solid (440 mg, 47% yield). (MS: [M+H]⁺ 518.2)

Step3: B5

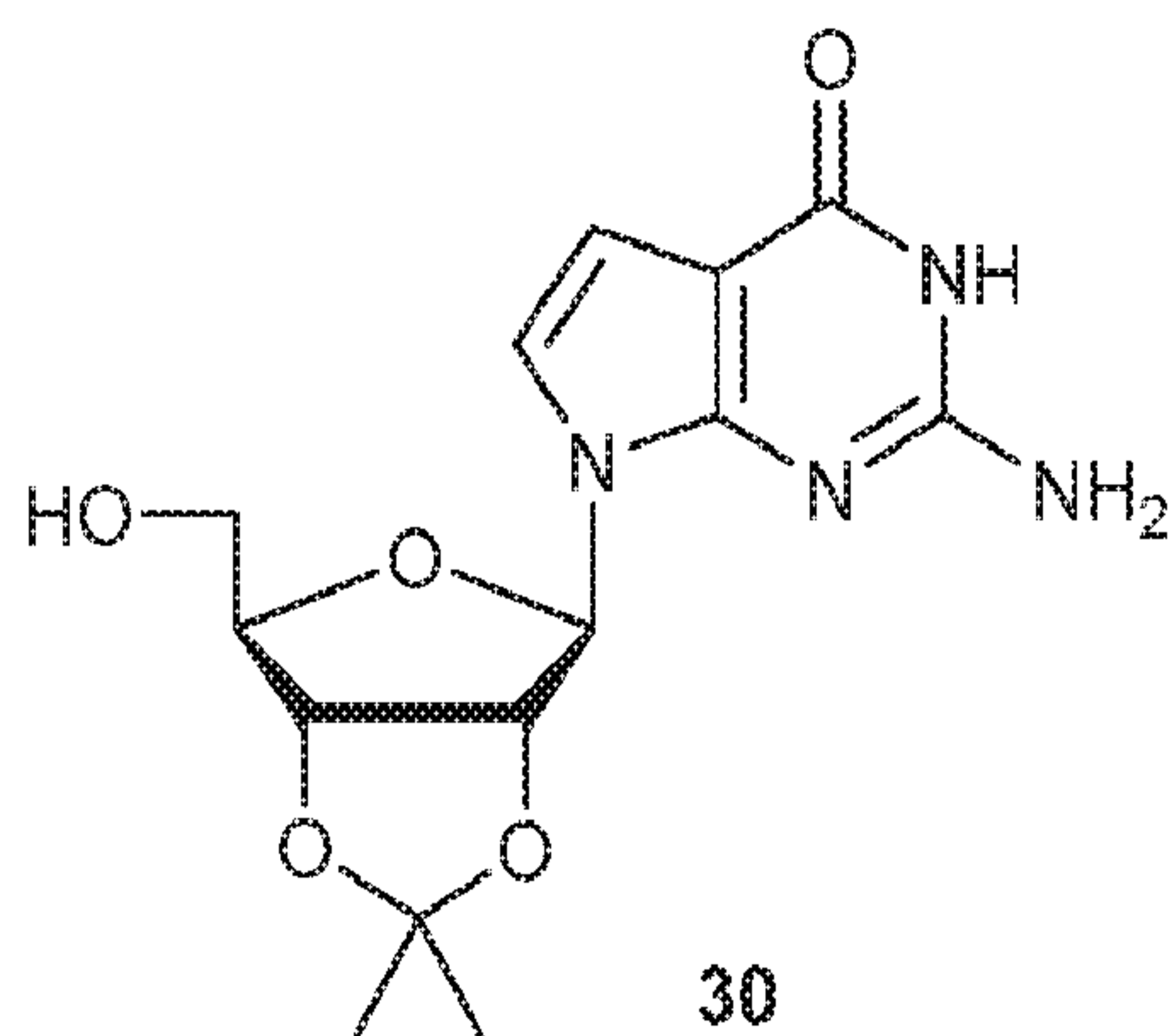


[0241] To a solution of **28** (150 mg, 0.17 mmol) in THF (4.5 mL) and MeOH (0.5 mL) is added sodium hydroxide aqueous solution (1 M, 0.5 mL) at 0 °C. After stirring for 1 hour, HOAc (0.1 mL) is added and the mixture is concentrated and purified by silica gel column chromatography (MeOH/DCM = 1/20 to 1/10) to give **B5** as a white solid (40 mg, 64% yield). (MS: [M+H]⁺ 392.0)

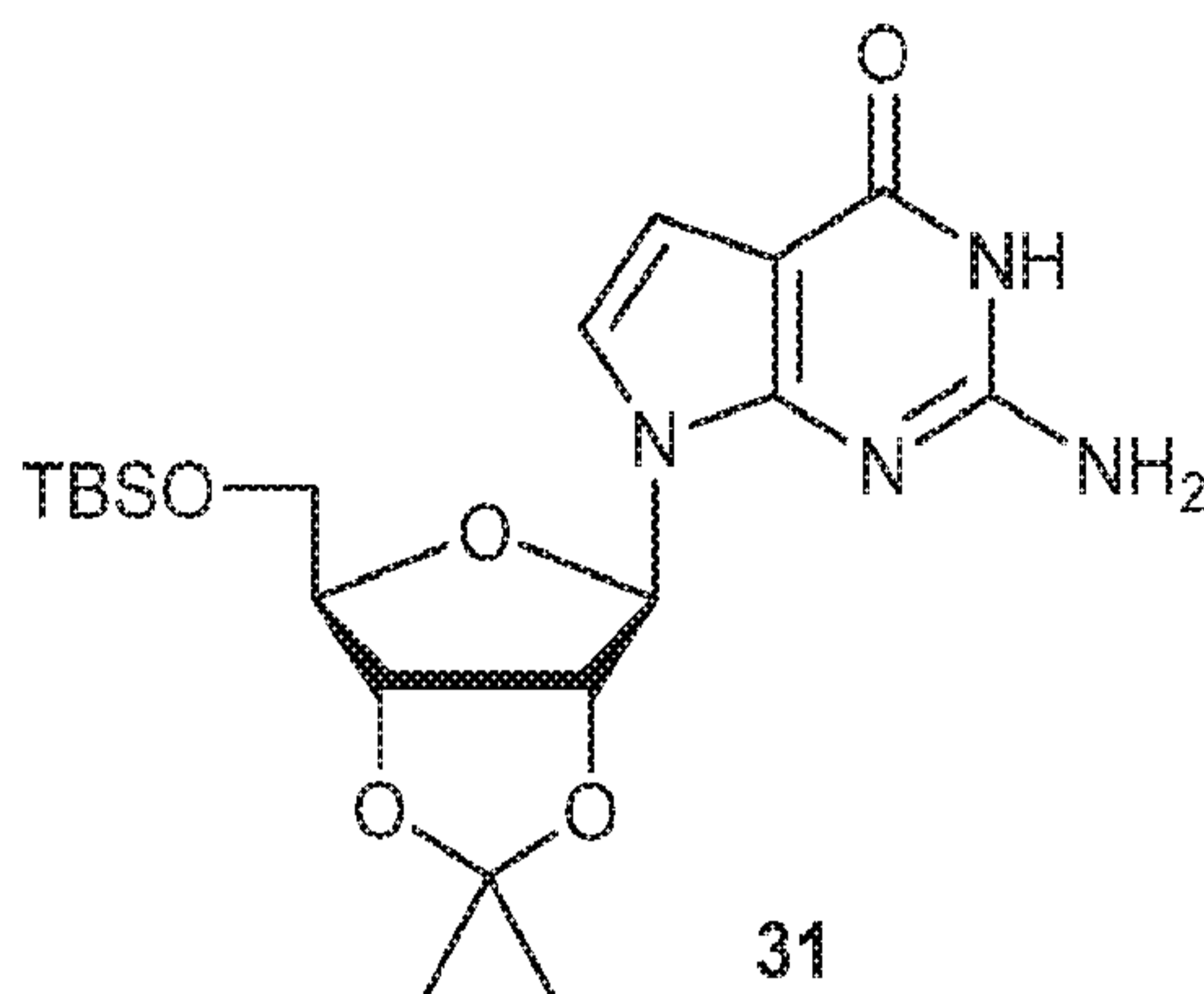
Preparation of B6:

Step 1: deazapurine 29

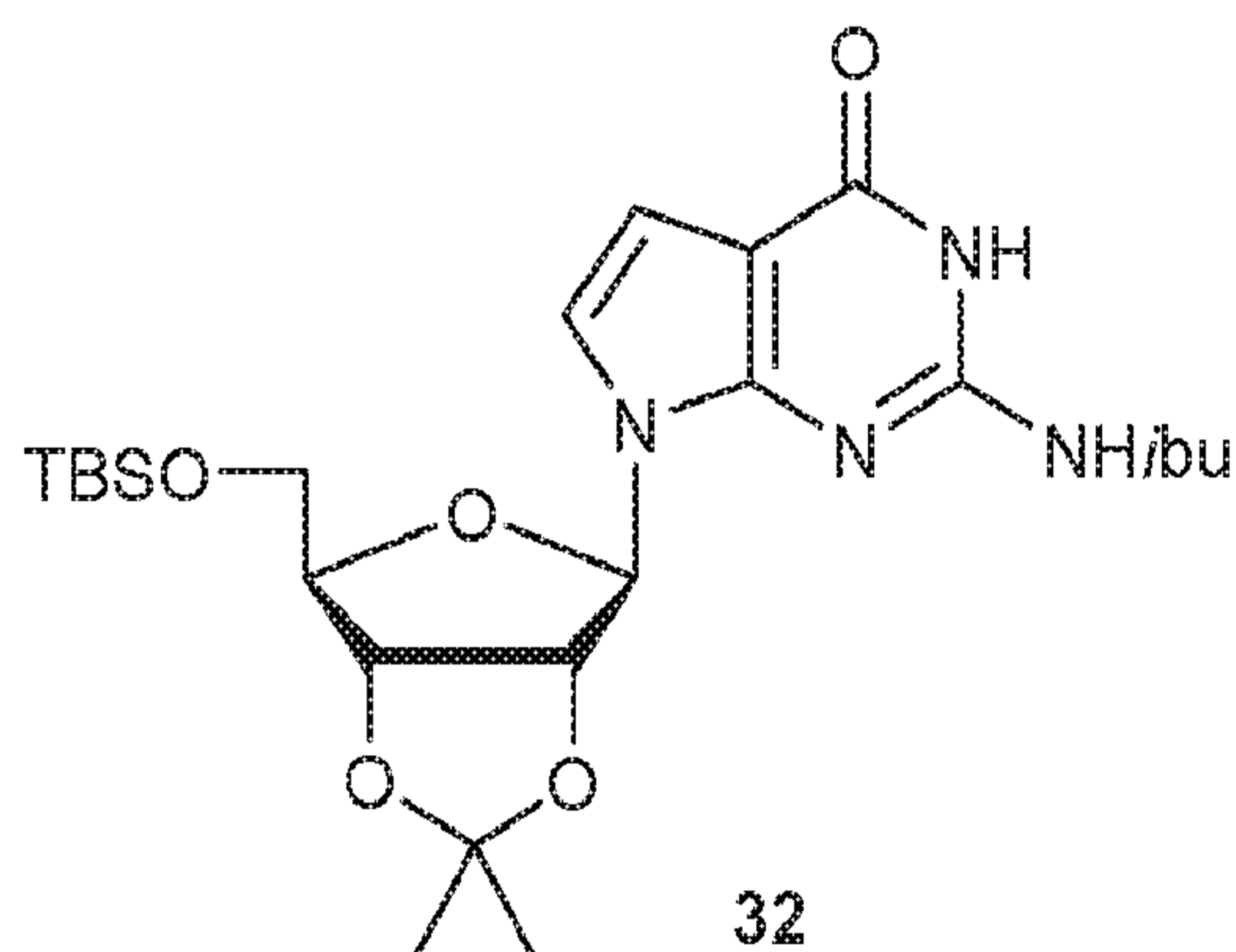
[0242] To a solution of **3** (40.0 g, 131 mmol) and carbon tetrachloride (33.6 g, 218 mmol, 21 mL) in THF (500 mL) at $-78\text{ }^{\circ}\text{C}$ is added HMPT (22.5 g, 138 mmol, 25 mL) over 15 min. After stirring for 2 hours with brief periods of slight warming to prevent gel formation, the mixture is concentrated to about 70 mL. To a suspension of KOH (25.8 g, 460 mmol) in MeCN (600 mL) is added TDA-1 (4.25 g, 13.14 mmol, 4.2 mL). After stirring at $25\text{ }^{\circ}\text{C}$ for 10 minutes, 2-amino-6-chloro-7-deazapurine (22.2 g, 131 mmol) is added. The mixture is stirred for another 10 minutes before the THF solution obtained above is added. After stirring for 2 hours, the mixture is filtered, concentrated, and purified by silica gel column chromatography (EA/PE = 3/17) to give **29** (9.20 g, 15% yield). (MS: $[\text{M}+\text{H}]^+$ 455.3)

Step 2: alcohol 30

[0243] To a mixture of **29** (13.7 g, 30.1 mmol) in dioxane (10 mL) is added a solution of sodium hydroxide (11.7 g, 291 mmol) in water (100 mL) at $25\text{ }^{\circ}\text{C}$. After stirring at $80\text{ }^{\circ}\text{C}$ for 64 hours, the mixture is cooled to $0\text{ }^{\circ}\text{C}$, neutralized with AcOH to $\sim\text{pH } 7$, and extracted with EtOAc (100 mL \times 3). The combined organic layers are dried over anhydrous sodium sulfate, filtered, and concentrated to give crude **30**. (MS: $[\text{M}+1]^+$ 323.1)

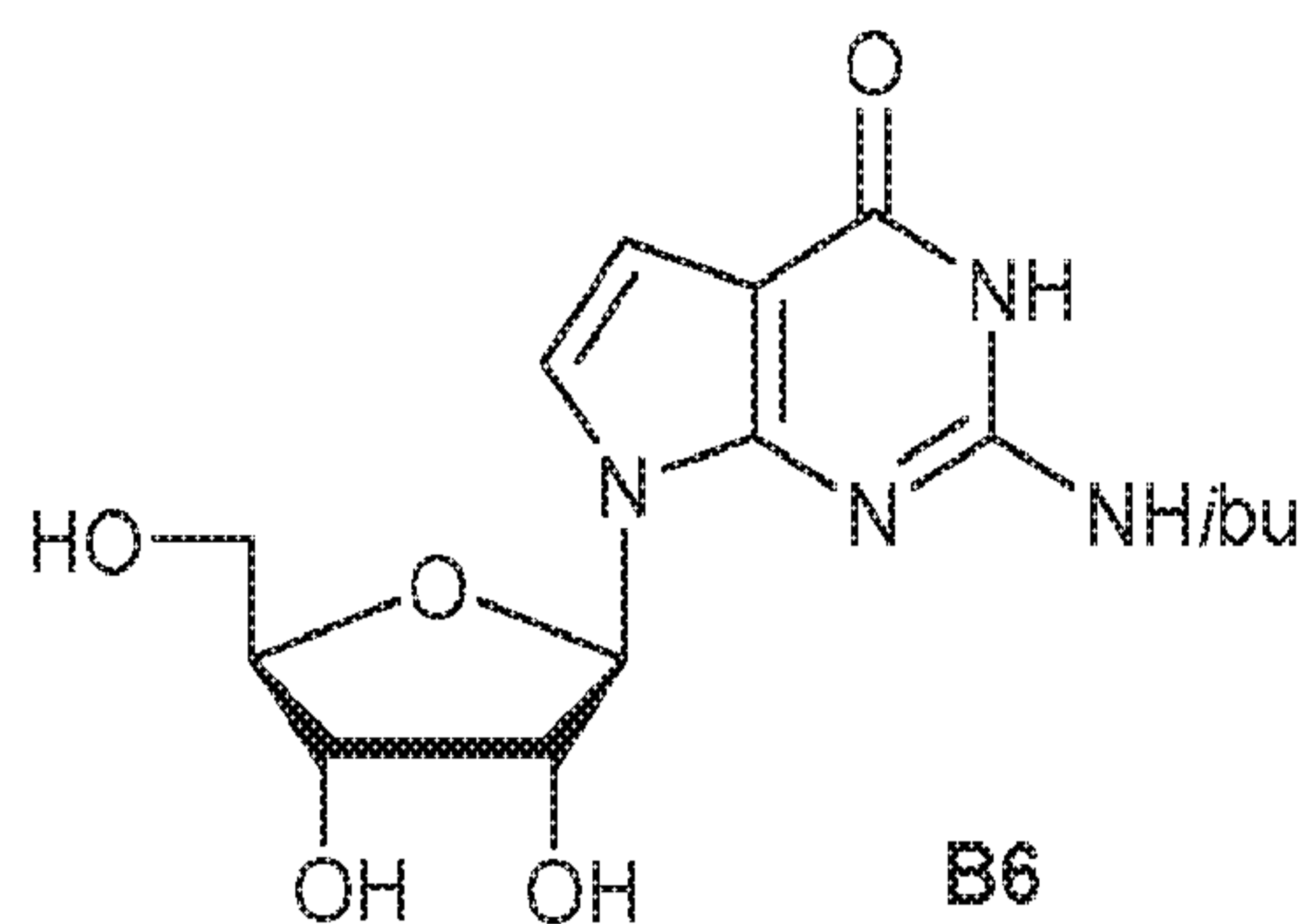
Step 3: silyl ether 31

[0244] To a solution of crude **30** (9.7 g, 30.1 mmol) and Imid (4.1 g, 60.3 mmol) in DCM (10 mL) is added TBSCl (9.08 g, 60.3 mmol) at 25 °C. After stirring for 16 hours, the mixture is diluted with DCM (100 mL), washed with brine (80 mL), dried over anhydrous sodium sulfate, filtered, concentrated, and purified by silica gel column chromatography (EA/PE = 1/4 to 1/1 then MeOH/DCM = 1/50) to give **31** (9.0 g, 68% yield) as a solid. (MS: [M+H]⁺ 437.2)

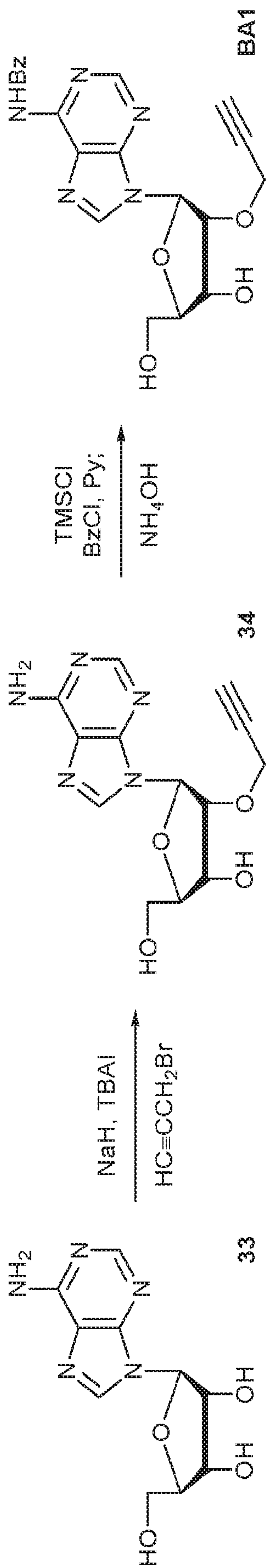
Step 4: isobutyrate 32

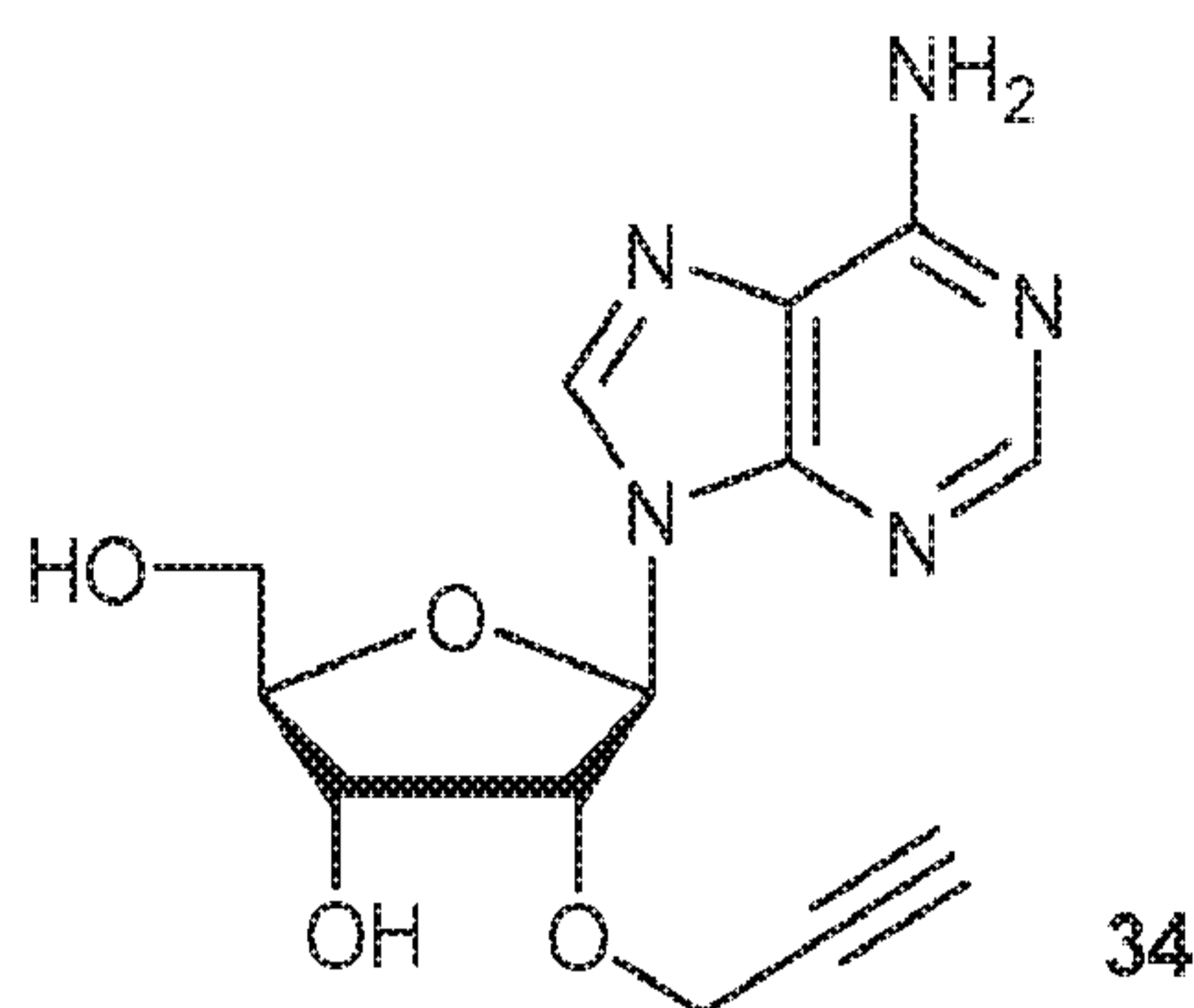
[0245] To a solution of **31** (9.0 g, 20.6 mmol) and TEA (4.2 g, 41.2 mmol) in DCM (80 mL) is added isobutyryl chloride (3.29 g, 30.9 mmol) at 0 °C. After stirring at 25 °C for 16 hours, the mixture is diluted with DCM (100 mL), washed with saturated sodium bicarbonate aqueous solution (50 mL × 2) and brine (50 mL), dried over anhydrous sodium sulfate, filtered, concentrated, and purified by silica gel column chromatography (EA/PE = 1/5 to 1/2) to give **32** as a white solid (4.2 g, 40% yield). (MS: [M+H]⁺ 507.2)

Step 5: B6

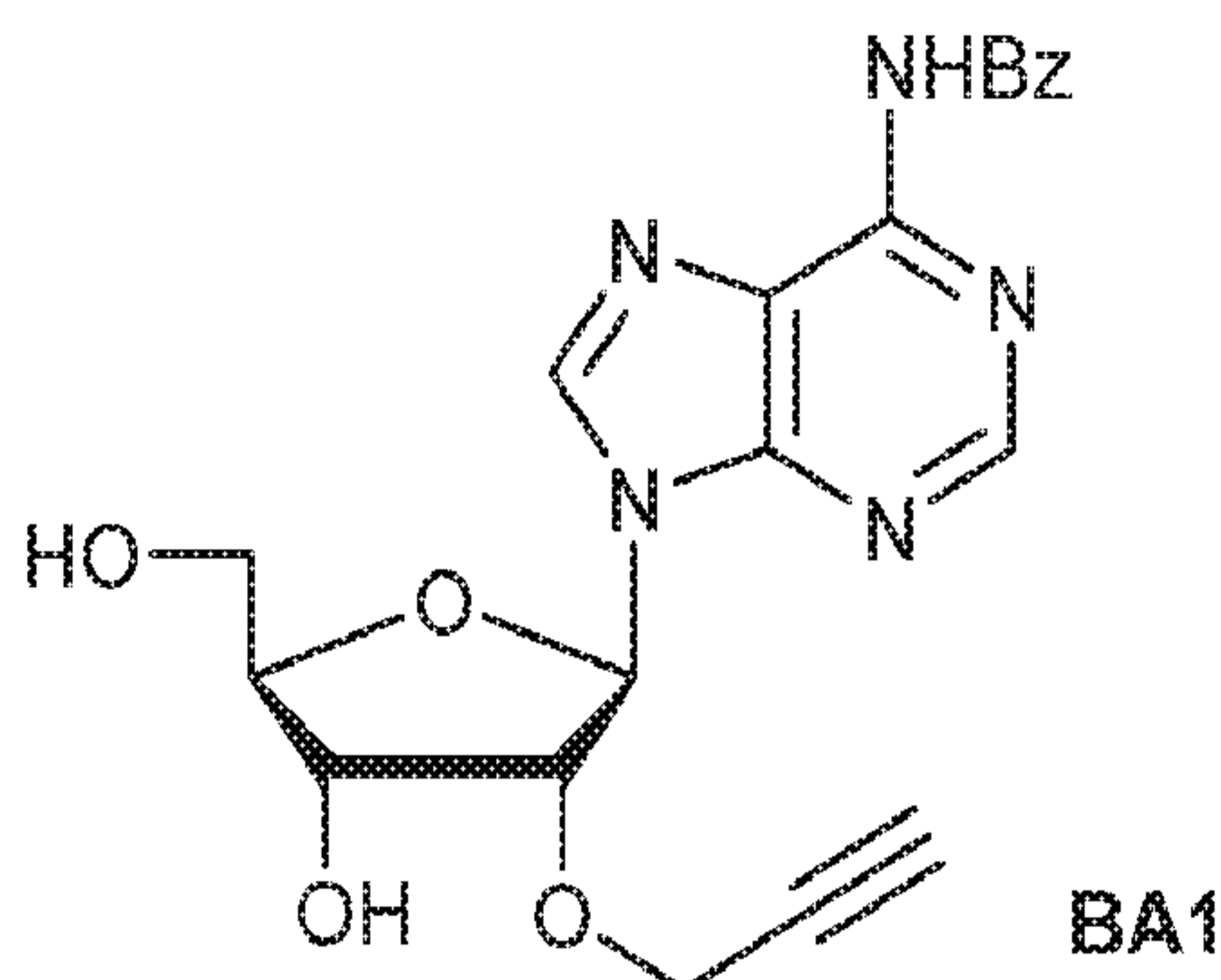


[0246] A solution of **32** (4.2 g, 8.29 mmol) in DCM (6 mL) and TFA (24 mL) is stirred at 25 °C for 1 hour before concentrated. The residue is then treated with hydrogen chloride (4M in MeOH, 10 mL) at 0 °C. After stirring at 25 °C for 10 minutes, the mixture is concentrated to give crude **B6** as a white solid (2.92 g, 99% yield). (MS: $[M+H]^+$ 353.0)

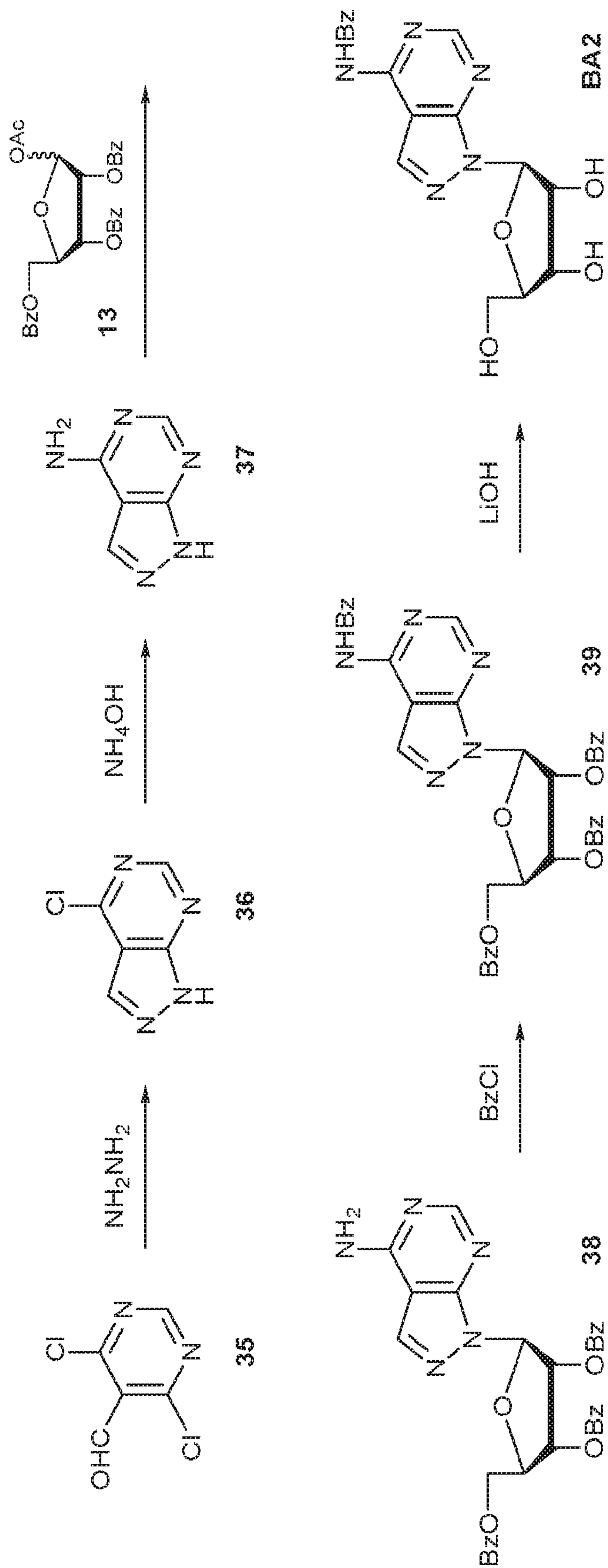
Preparation of BAI:

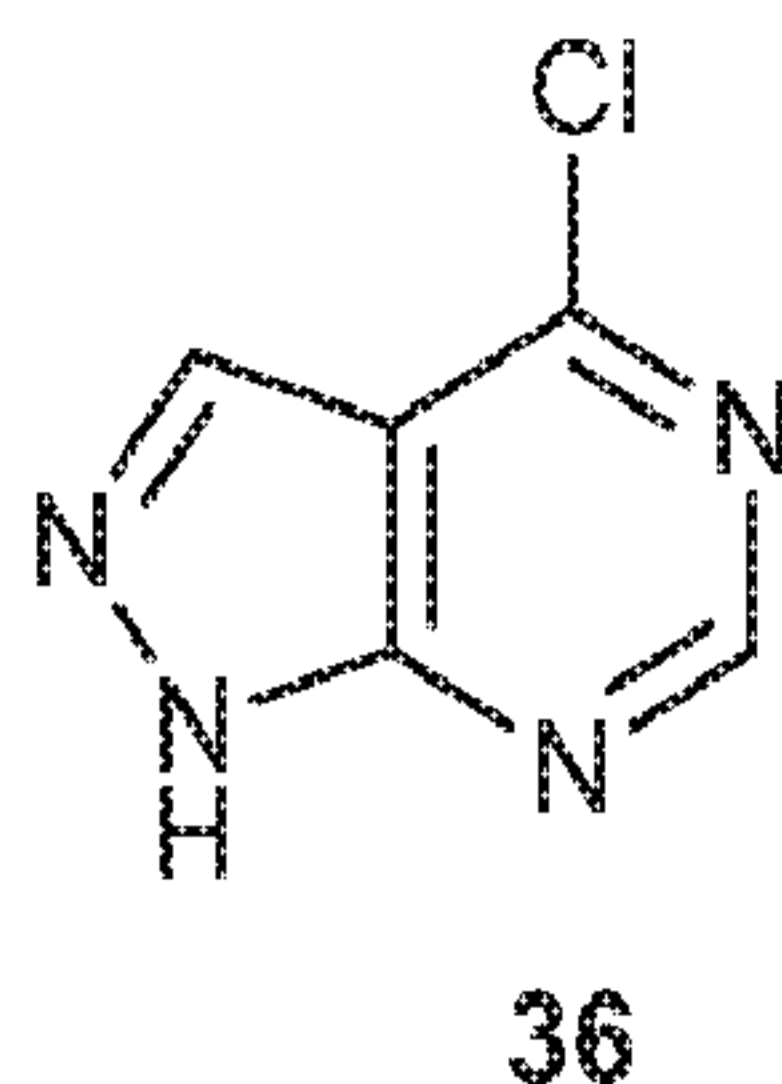
Step 1: propargyl ether **34**

[0247] To a solution of adenosine (**33**) (5.0 g, 18.7 mmol) in DMF (200 mL) at 0 °C is added sodium hydride (60% dispersion in mineral oil, 1.0 g, 25 mmol) followed by the TBAI (1.5 g, 4.06 mmol) and propargyl bromide (2.12 mL, 20.9 mmol). After stirring at 55 °C for 2 days, the mixture is purified by silica gel column chromatography (MeOH/DCM = 7/93) followed by re-crystallization from ethanol to give **34** as a pale yellow solid (2.56 g, 45%).

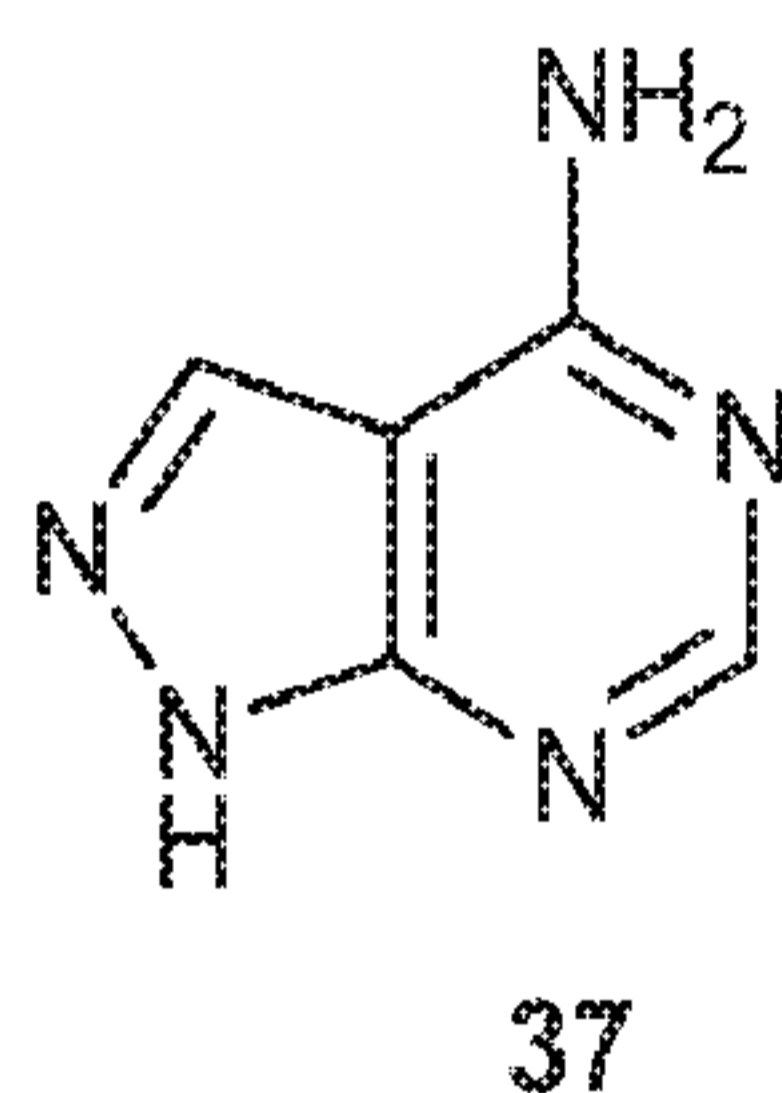
Step 2: **BA1**

[0248] To a solution of **34** (1.4 g, 4.59 mmol, co-evaporated twice with Py) in Py (20 mL) is added TMSCl (2.4 mL, 18.9 mmol). After stirring for 30 minutes, benzoyl chloride (0.7 mL, 6.0 mmol) is added and the mixture is stirred for 3 hours before addition of water (10 mL) and ammonium hydroxide aqueous solution (15 mL) at 0 °C. After stirring for 20 minutes at room temperature, the mixture is extracted with DCM (25 mL × 3). The combined organic layers are dried over anhydrous sodium sulfate, concentrated, and purified by silica gel column chromatography (MeOH/DCM = 5:95) to give **BA1** as a white foam (1.73 g, 92%). (MS: [M+H]⁺ 410.2)

Preparation of BA2:

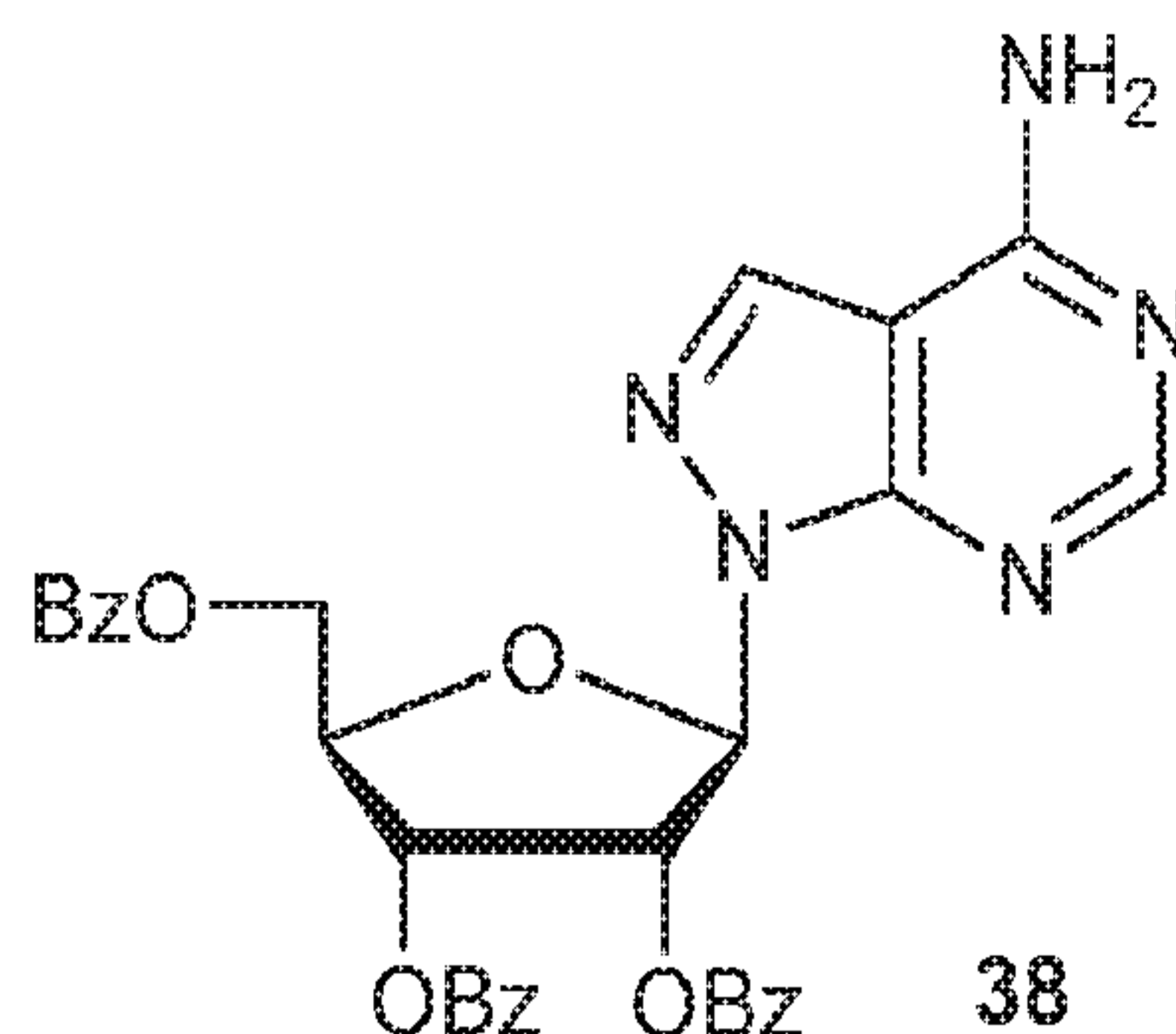
Step 1: pyrazolopyrimidine 36

[0249] To a solution of **35** (10.0 g, 56.5 mmol) in THF (80 mL) is added DIPEA (7.3 g, 56.5 mmol, 9.9 mL). After stirring at 0 °C for 10 minutes, a solution of hydrazine (1.81 g, 56.5 mmol, 2.0 mL) in THF (20 mL) is added. The mixture is then stirred at 20 °C for 2 hours before concentrated. After addition of DCM (100 mL) and H₂O (100 mL) to the residue, the layers are separated and the aqueous layer is extracted with DCM (100 mL × 3). The combined organic layers are washed with brine (100 mL), dried over anhydrous sodium sulfate, filtered, concentrated, and purified by silica gel column chromatography (EA/PE = 1/15 to 1/8) to give **36** as a yellow solid (3.10 g, 35% yield). (MS: [M+H]⁺ 155.1)

Step 2: pyrazolopyrimidine 37

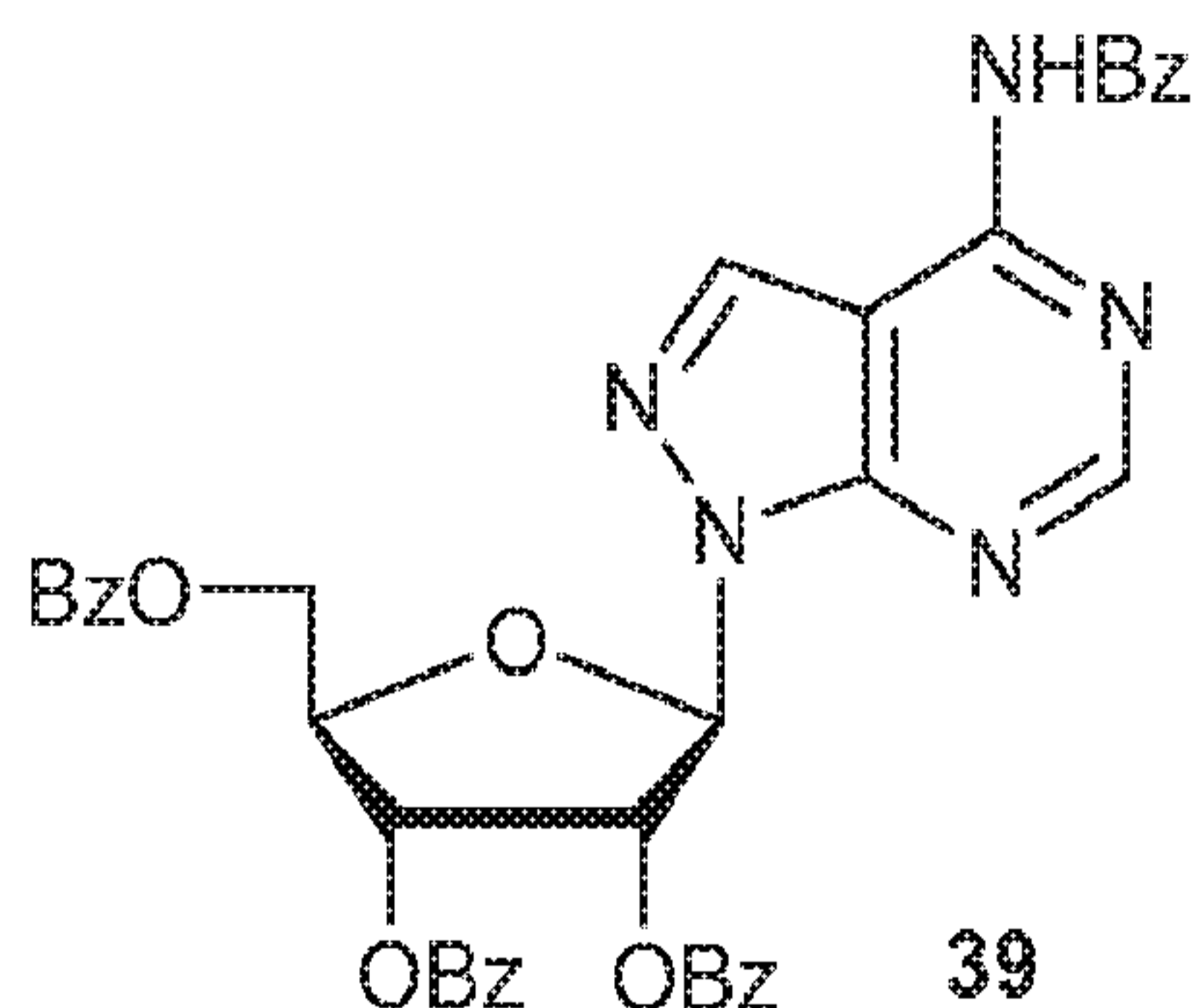
[0250] To a solution of **36** (200 mg, 1.29 mmol) in THF (2.0 mL) is added ammonium hydroxide (2.0 mL). After stirring at 20–30 °C for 2 hours, the mixture is concentrated, triturated with MeCN (0.5 mL), and collected by filtration to give **37** as a red solid (100 mg, 57% yield).

Step 3:tribenzoate 38



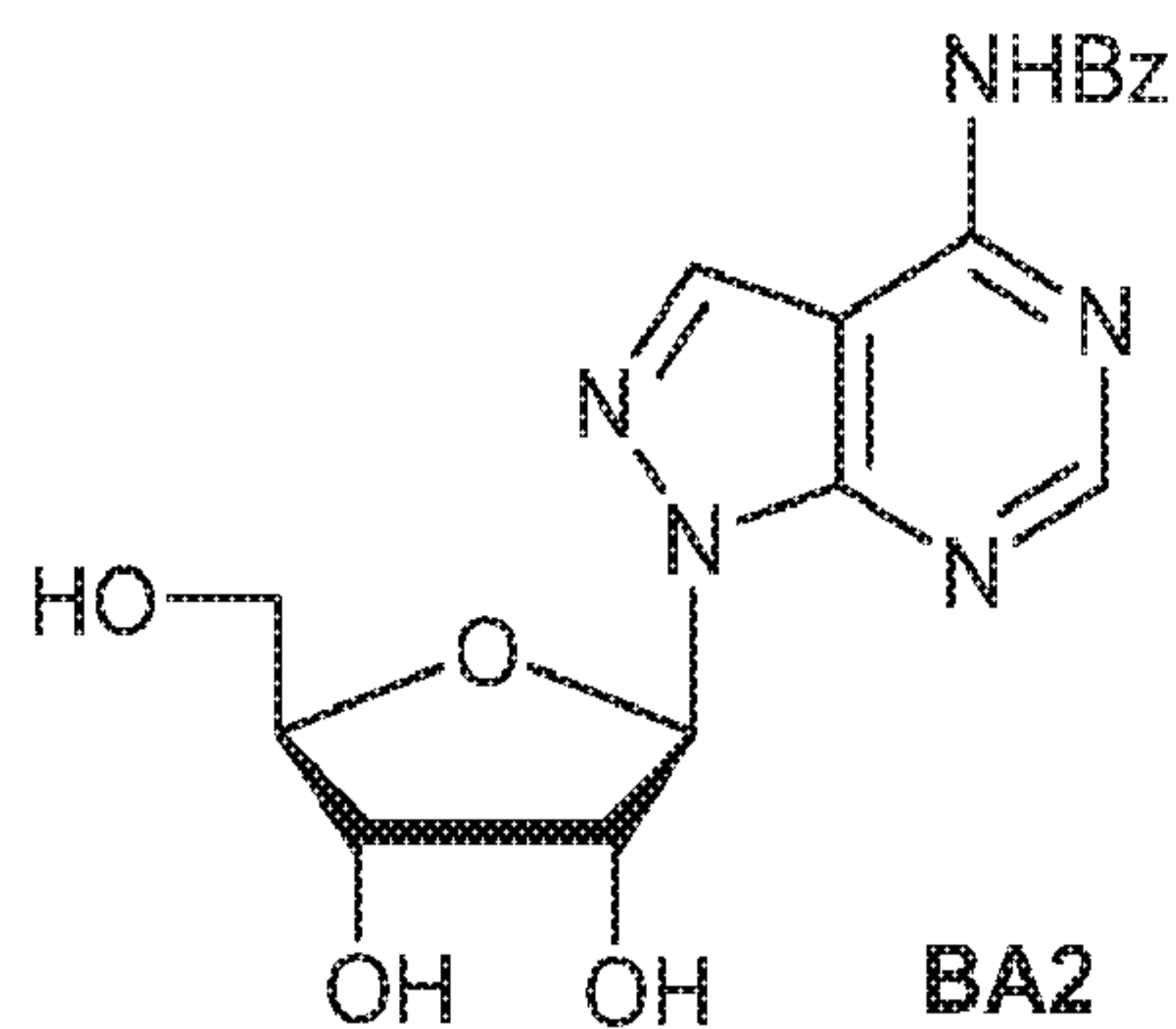
[0251] To a suspension of **37** (20.0 g, 148 mmol) and **13** (101 g, 200 mmol) in MeCN (1.2 L) is added boron trifluoride diethyl etherate (30.5 g, 215 mmol, 26.5 mL). After stirring at 75–85 °C for 2 hours, the mixture is concentrated and purified by silica gel column chromatography (EA/PE = 1/5 to 2/1) to give **38** as a yellow solid (35.0 g, 40% yield). (MS: [M+H]⁺ 580.3)

Step 4: benzamide 39

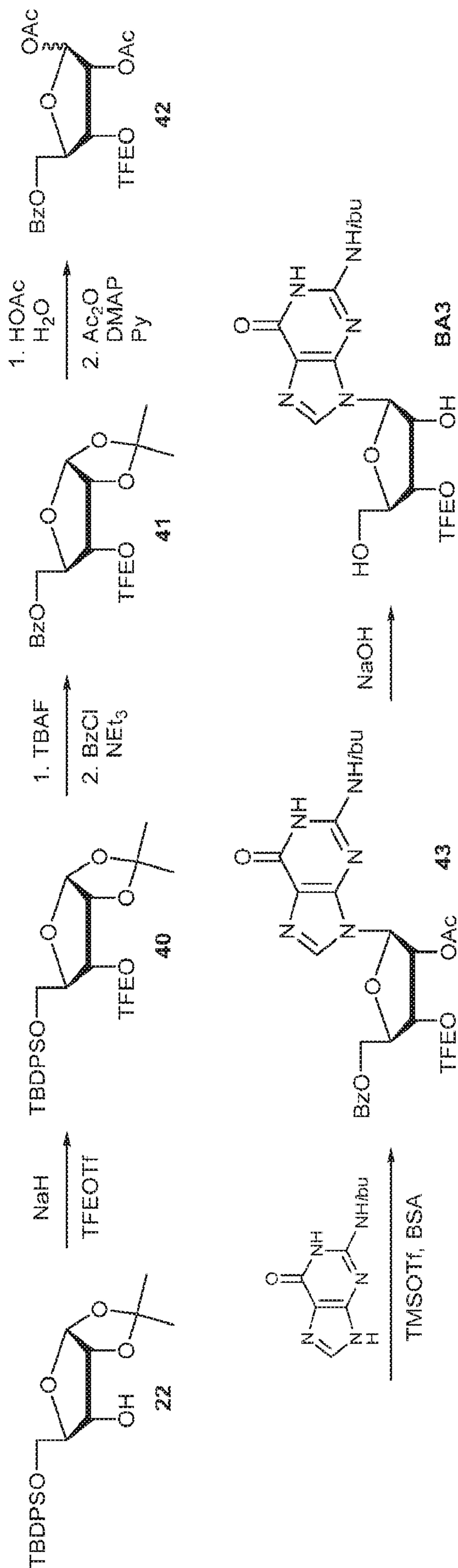


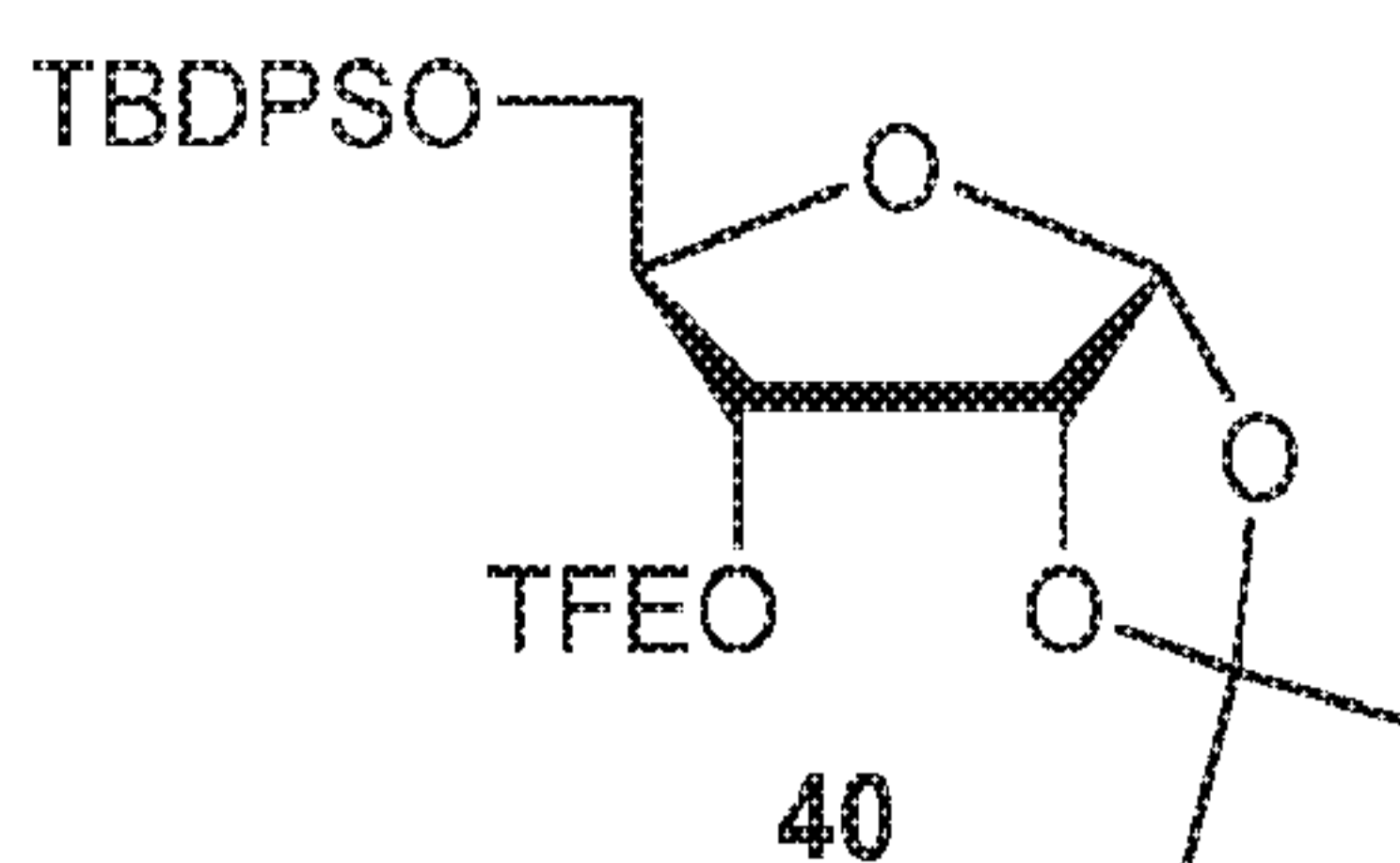
[0252] To a solution of **38** (10.0 g, 17.3 mmol) in DCM (100 mL) is added DMAP (421 mg, 3.45 mmol) and TEA (5.24 g, 51.8 mmol, 7.2 mL) followed by benzoyl chloride (2.91 g, 20.7 mmol, 2.4 mL) dropwise. After stirring at 20–25 °C for 8 hours, the mixture is concentrated and purified by silica gel column chromatography (EA/PE = 1/5 to 11/) to give **39** as a white solid (9.0 g, 76% yield). (MS: [M+H]⁺ 684.1)

Step 5: BA2

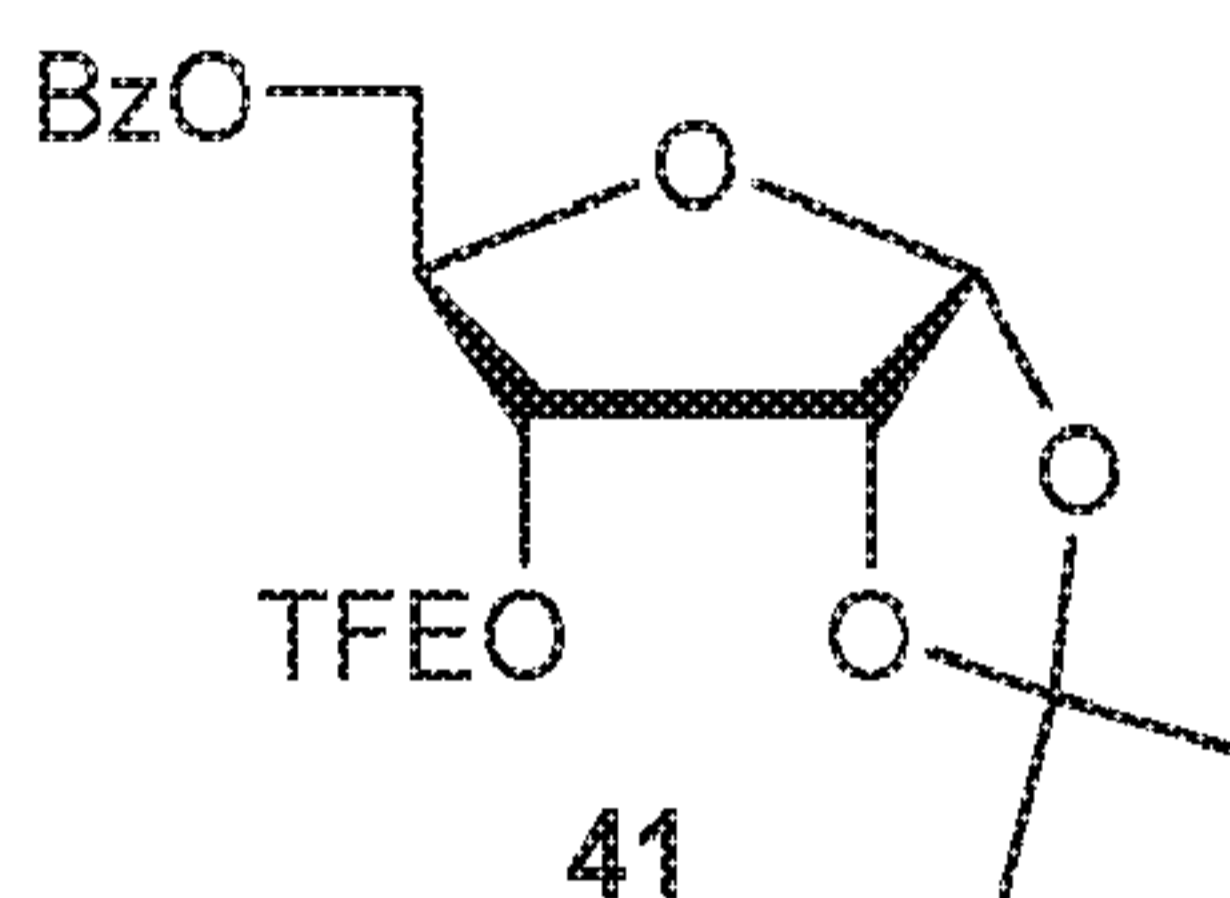


[0253] To a solution of **39** (1.0 g, 1.46 mmol) in THF (1.5 mL), MeOH (1.2 mL) and H₂O (0.3 mL) is added lithium hydroxide aqueous solution (5 M, 0.53 mL). After stirring at 0–25 °C for 2 hours, the mixture is neutralized with citric acid (1 M) to ~pH 7 before removal of the volatiles. The solid in the aqueous solution is then collected by filtration to give **BA2** as an off-white solid (300 mg, 54% yield). (MS: [M+H]⁺ 372.2)

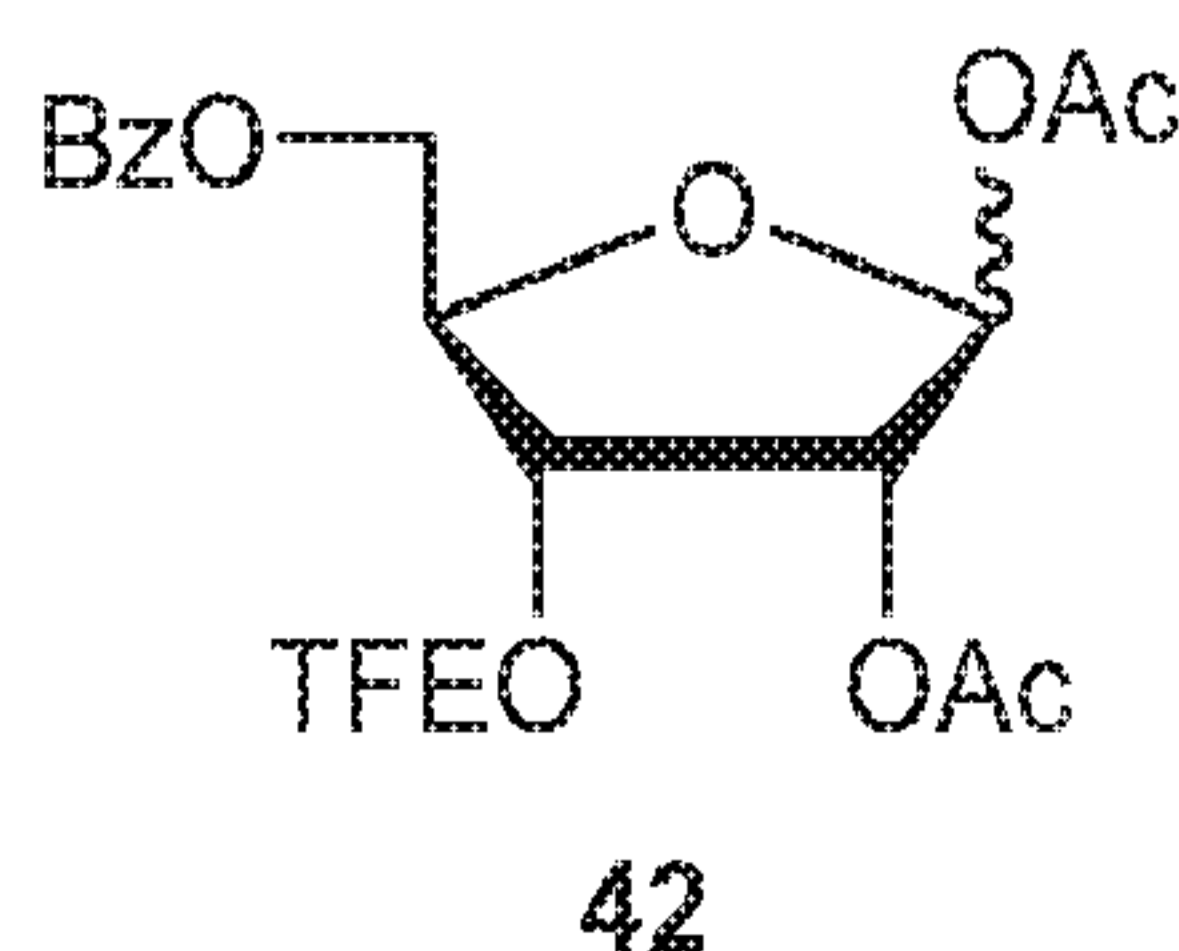
Preparation of BA3:

Step 1: trifluoroethyl ether 40

[0254] To a solution of **22** (0.4 g, 0.93 mmol) in DMF (8 mL) is added sodium hydride (48 mg, 1.12 mmol) at 0 °C and the mixture is stirred for 30 minutes before 2,2,2-trifluoroethyl trifluoromethanesulfonate (0.165 mL, 1.12 mmol) is added slowly. After stirring at 0 °C for 3 hours, water (3 mL) is added the mixture is concentrated and purified by silica gel column chromatography (EA/hexanes = 1/10) to give **40** as a white solid (218 mg, 46% yield).

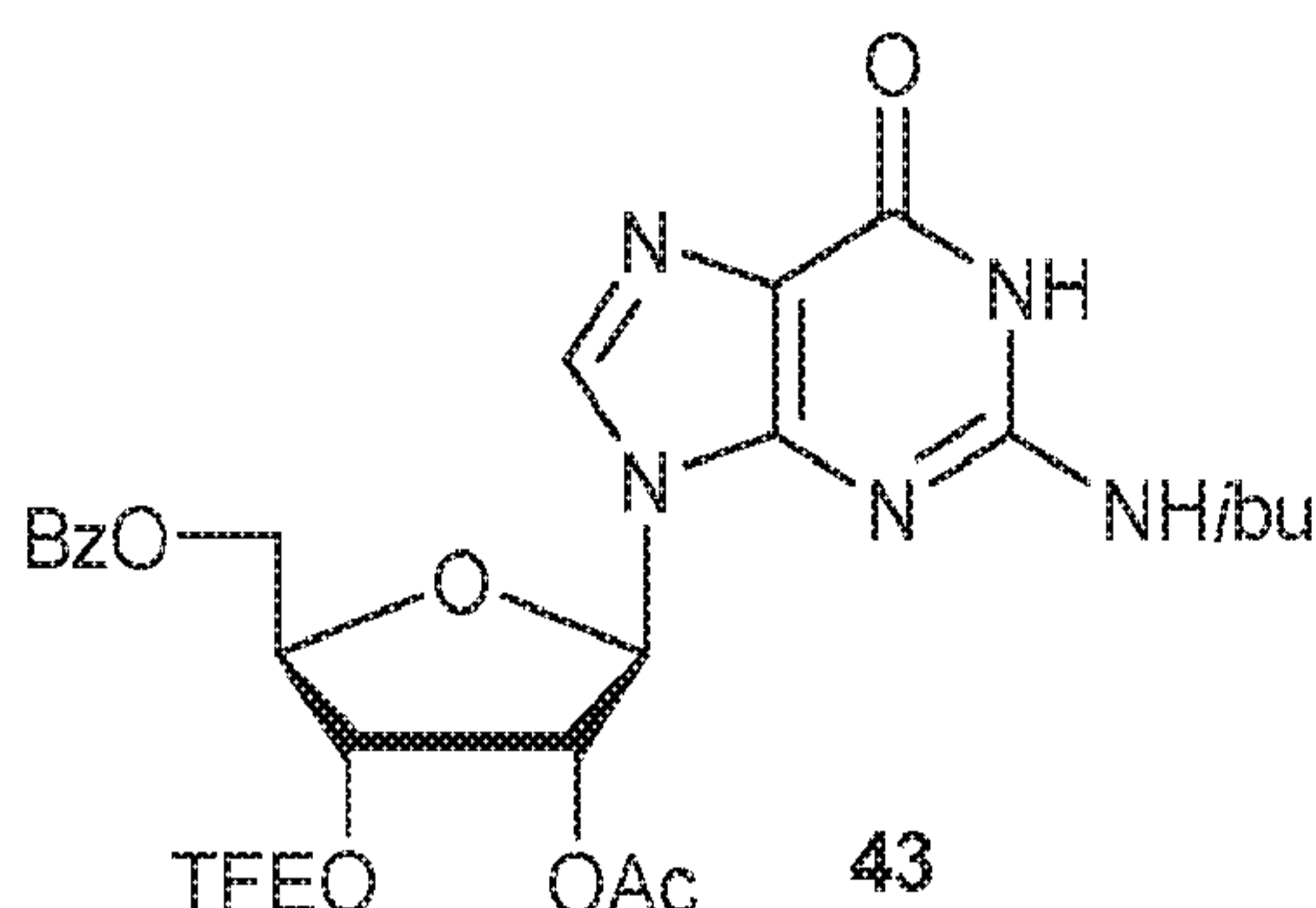
Step 2: benzoate 41

[0255] To a solution of **40** (1.4 g, 2.74 mmol) in THF (25 mL) is added TBAF (3.3 mL, 3.3 mmol) at 0 °C. After stirring at room temperature for 4 hours, water (2 mL) is added and the mixture is extracted with EA. The organic layer is washed with water and brine, and concentrated. The residue is then dissolved in DCM followed by addition of TEA (1.92 mL, 13.8 mmol) benzoyl chloride (0.42 mL, 3.6 mmol). After stirring for 1 hour, water (1 mL) is added and the mixture is concentrated and purified by silica gel column chromatography (EA/PE = 1/5) to give **41** as a white solid (0.795 g, 77% yield).

Step 3: acetate 42

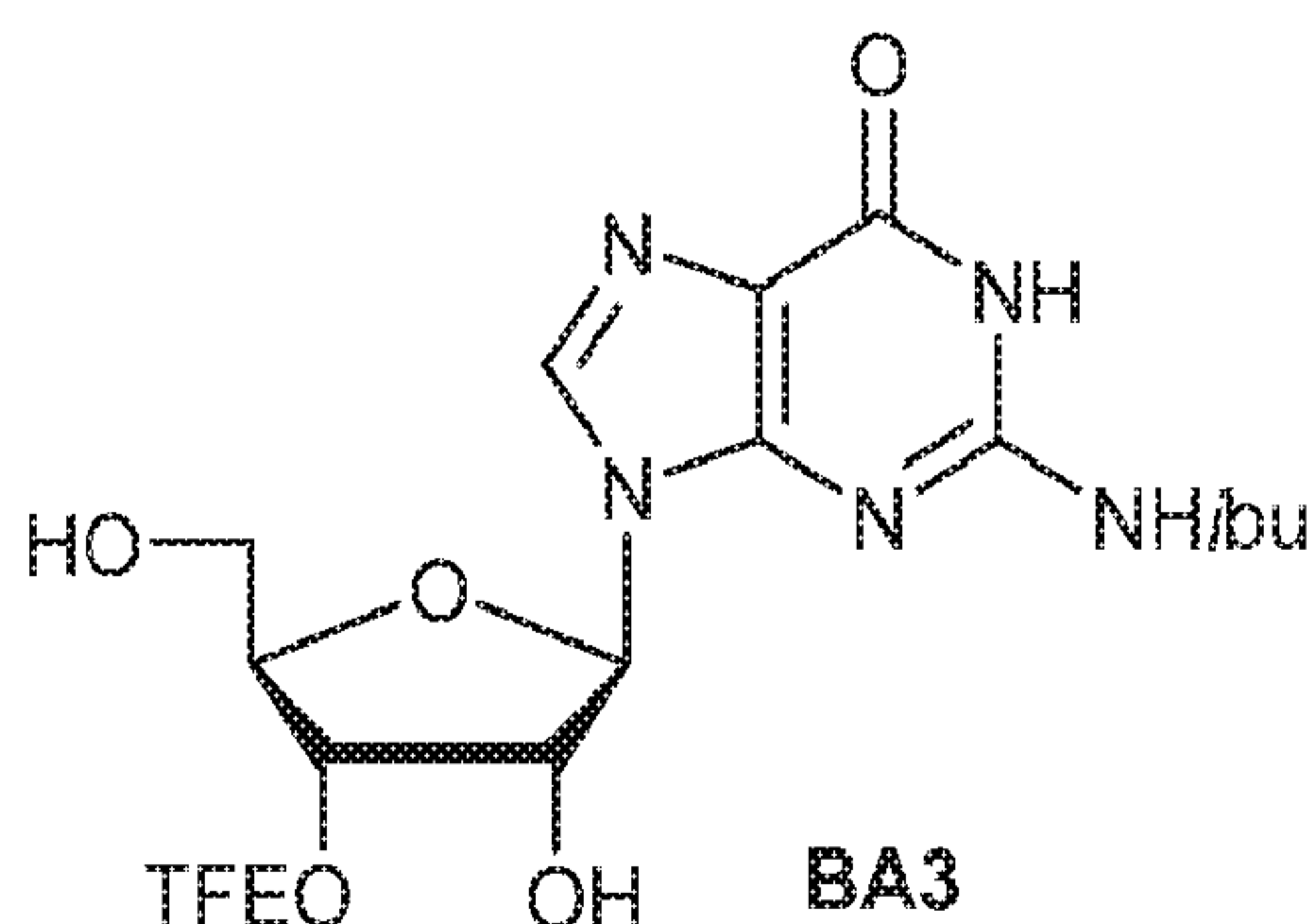
[0256] A solution of **41** (0.79 g, 2.1 mmol) in HOAc (17.5 mL) and water (7.5 mL) is stirred at reflux for 30 minutes before cooled to room temperature, and co-evaporated with toluene (10 mL \times 4). The residue is then dissolved in Py (12 mL) followed by addition of Ac₂O (0.8 mL, 8.4 mmol). After stirring for 6 hours, the mixture is concentrated and purified by silica gel column chromatography (EA/PE = 1/4) to give **42** as a white solid (0.82 g, 91% yield).

Step 4: guanosine **43**



[0257] To a suspension of **42** (800 mg, 1.9 mmol) and *N*²-isobutyrylguanine (633 mg, 2.86 mmol) in dichloroethane (25 mL) at 80 °C is added BSA (2.74 mL, 10.1 mmol) and stirred for 1 hour before addition of TMSOTf (1.03 mL, 5.7 mmol). After stirring for 3 hours at 100 °C, the mixture is poured into sodium bicarbonate aqueous solution (60 mL) and extracted with DCM (60 mL \times 3). The combined organic layers are dried over anhydrous sodium sulfate, concentrated, and purified by silica gel column chromatography (MeOH/DCM = 1/20 to 1/10) to give **43** as a white solid (938 mg, 85% yield).

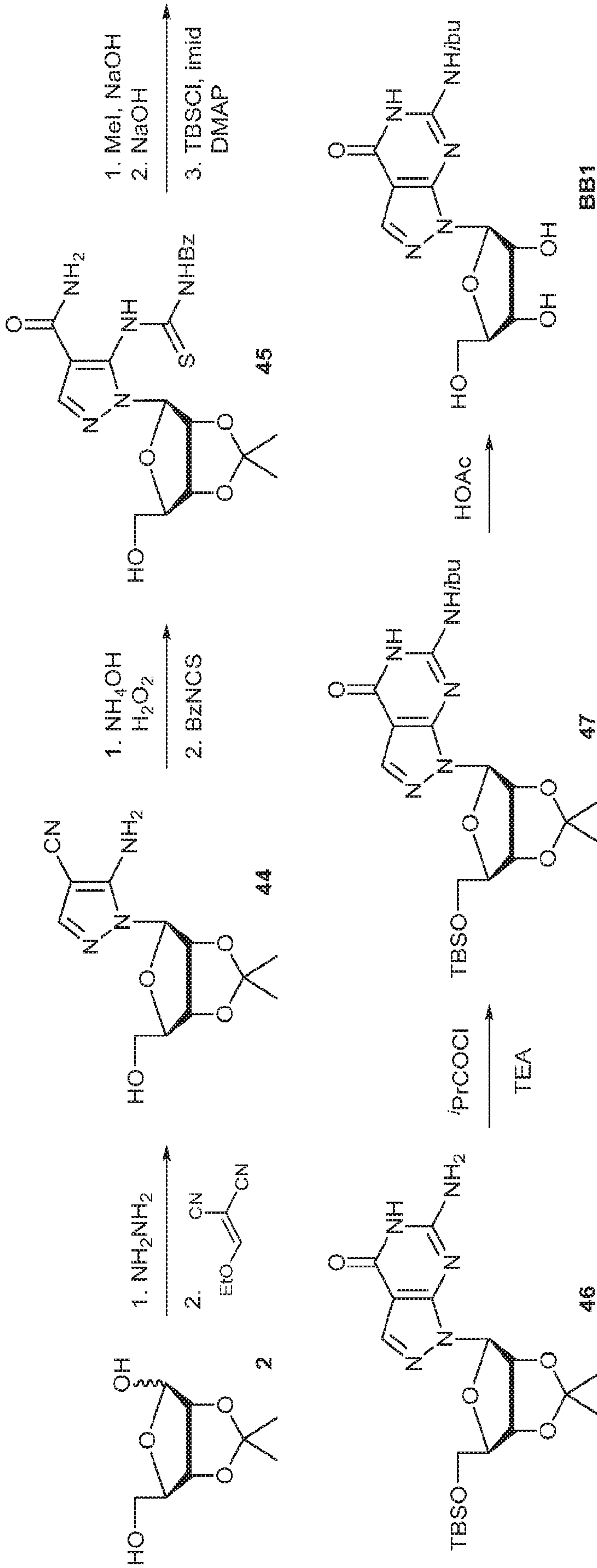
Step 5: BA3

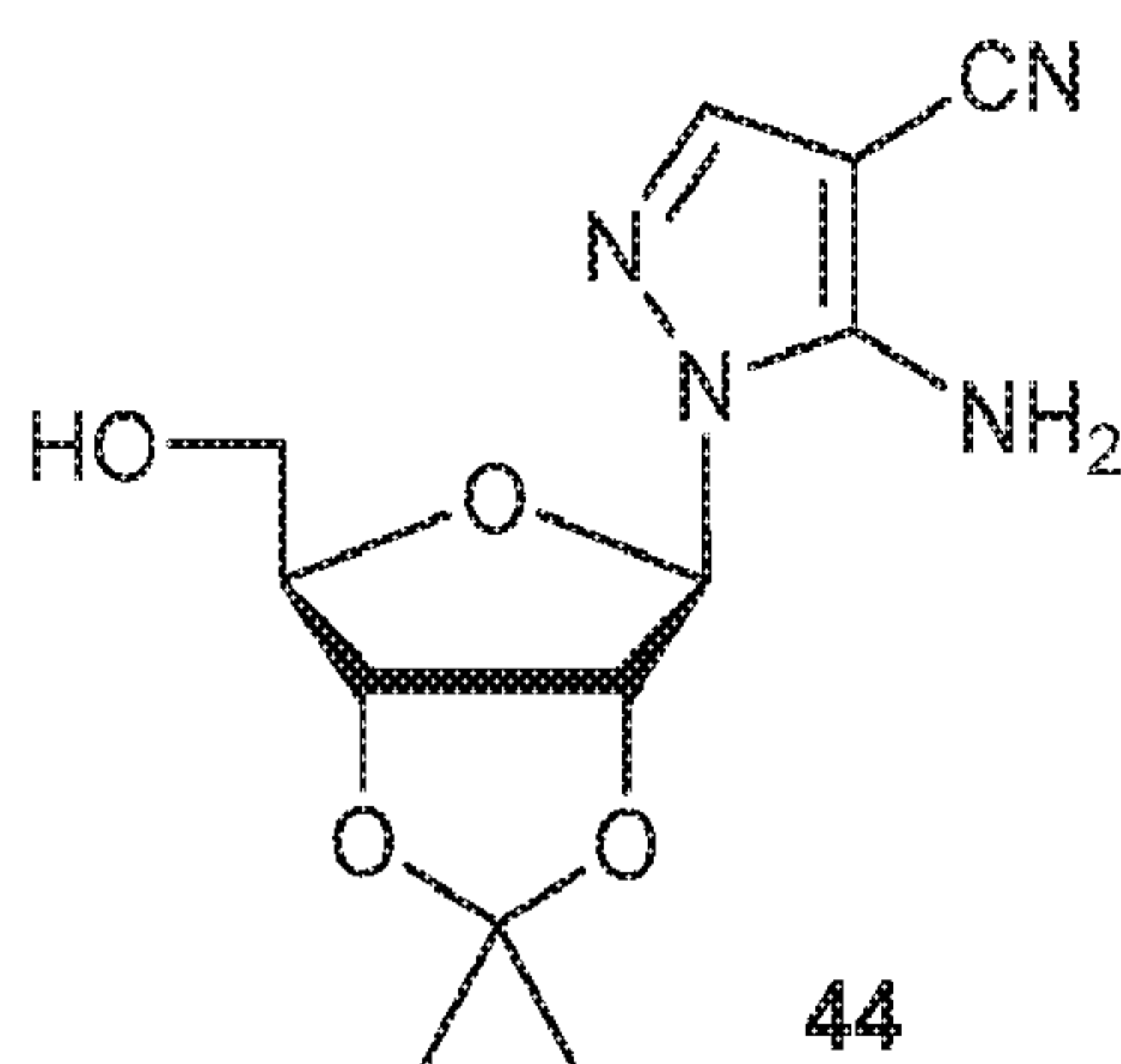


[0258] To a solution of **43** (0.5 g, 0.86 mmol) in MeOH (8 mL), THF (10 mL) and water (2 mL) is added sodium hydroxide aqueous solution (10 M, 0.34 mL) at 0 °C. After

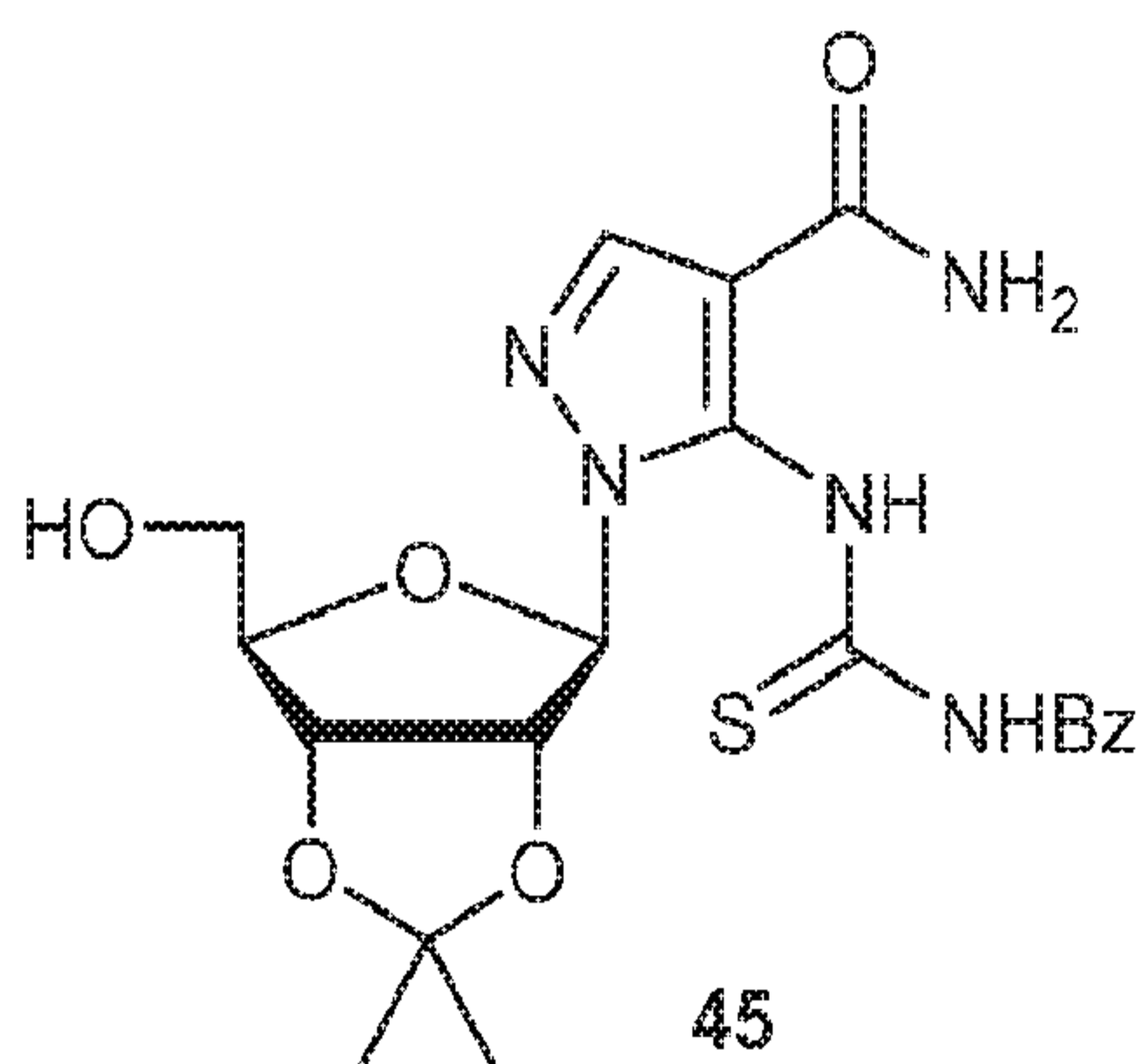
stirring for 30 minutes, HOAc is added and the mixture is concentrated and purified by silica gel column chromatography (MeOH/DCM =1/10 to 1/5) to afford **BA3** as an oil (348 mg, 93% yield).

Preparation of BB1



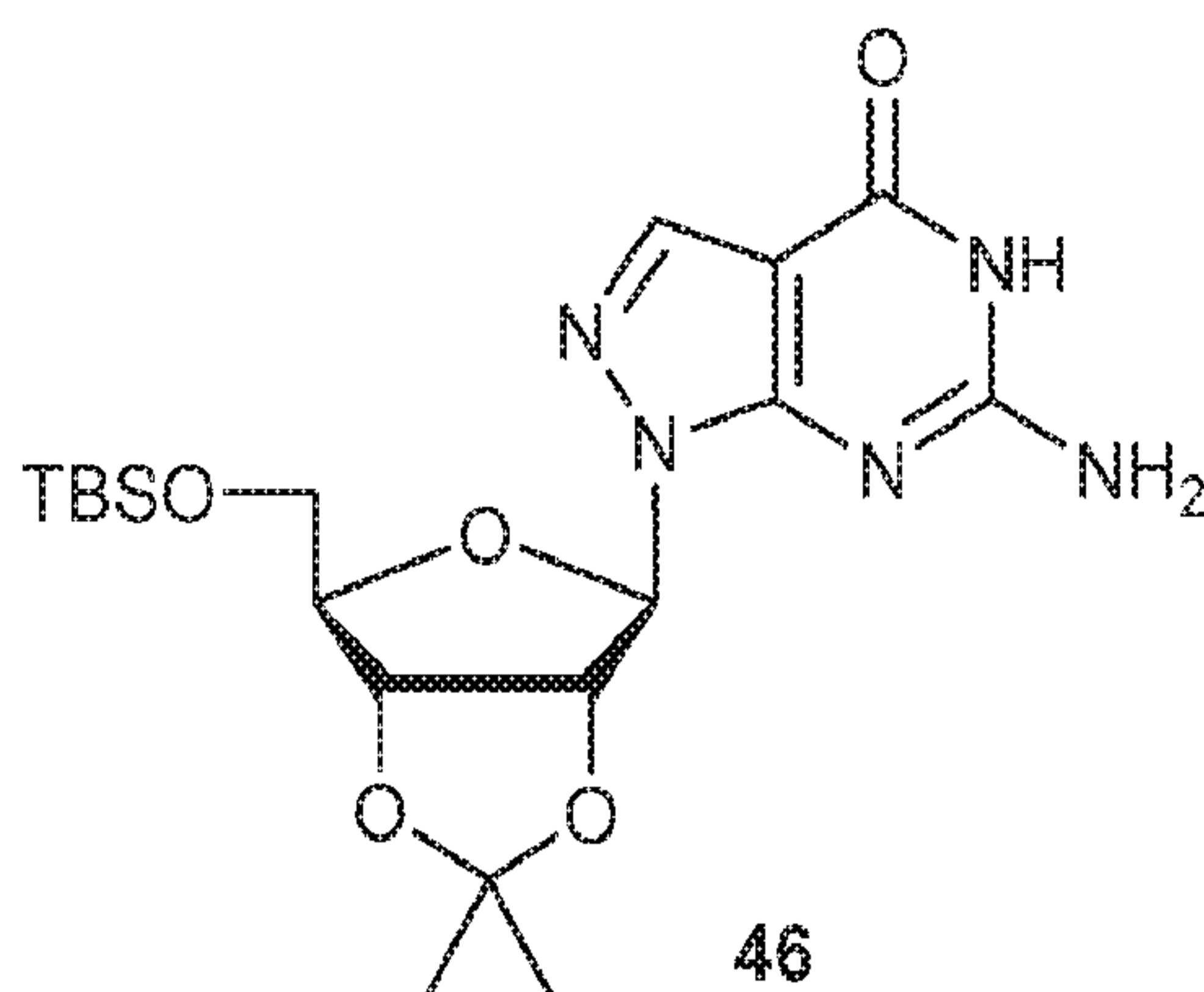
Step 1: pyrazole 44

[0259] To a solution of **2** (75 g, 395 mmol) in MeOH (600 mL) is added hydrazine hydrate (120 mL) at 25 °C. After stirring for 2 hours, the mixture is concentrated and the residue is dissolved in EtOH (600 mL) before addition of (ethoxymethylene)malononitrile (110 g, 901 mmol). After stirring at 78 °C for 30 minutes, the mixture is concentrated and purified by silica gel column chromatography (EA/PE = 1/20 to 1/15) to give **44** as a pale yellow solid (42 g, 38% yield).

Step 2: thiourea 45

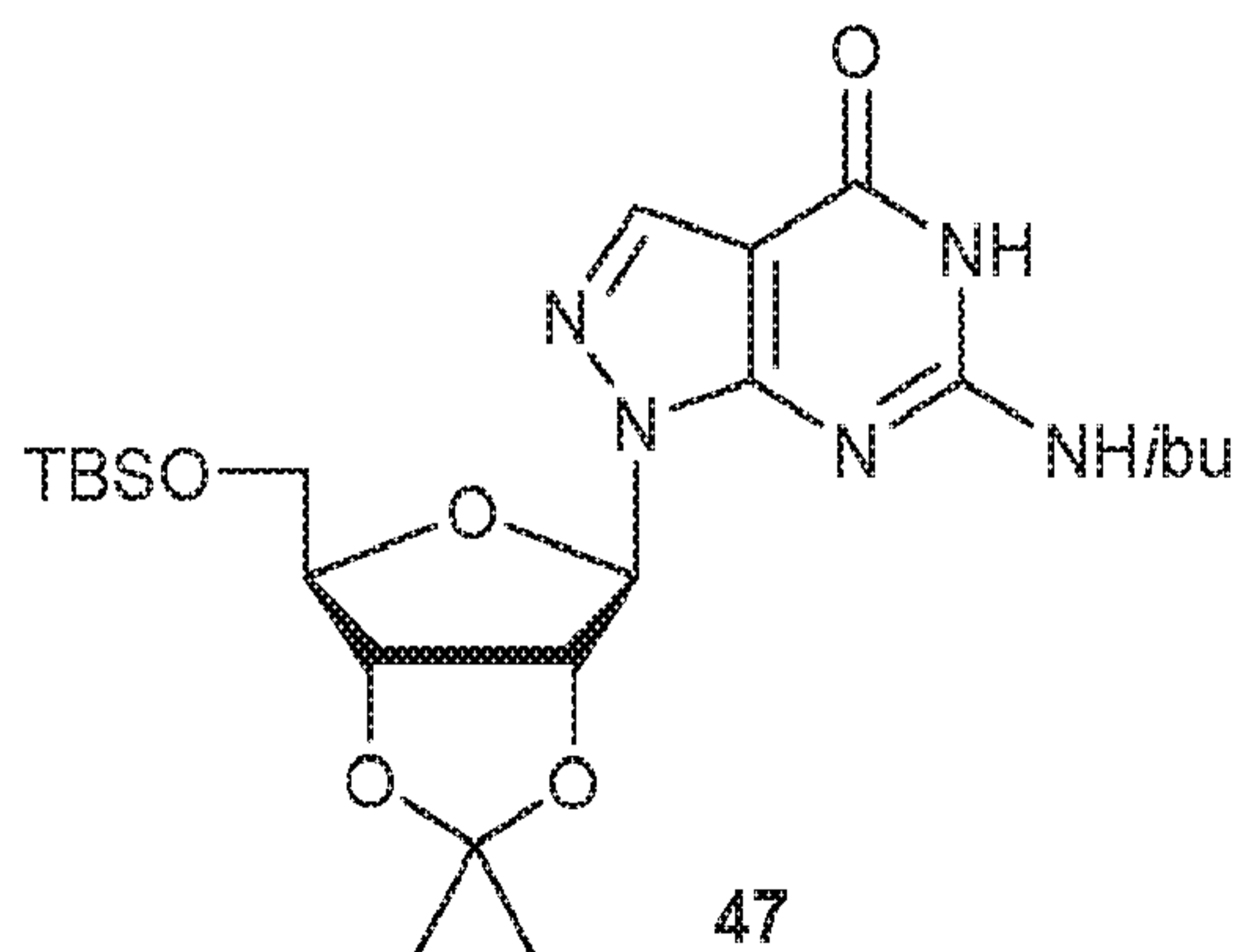
[0260] To a solution of **44** (16.0 g, 57 mmol) in MeOH (75 mL) and water (25 mL) is added ammonium hydroxide (280 mL) and hydrogen peroxide (150 mL). After stirring at 25 °C for 16 hours, the mixture is poured into sodium sulfite aqueous solution (2 L) and then extracted with EA (700mL × 3). The combined organic layers are dried over anhydrous sodium sulfate, filtered, and concentrated. The residue is then dissolved in acetone (90 mL) before benzoyl isothiocyanate (6.96 g, 42.7 mmol, 5.75 mL) is added at 25 °C. After stirring at 60 °C for 4 hours, the mixture is concentrated to give crude **45** as a yellow solid.

Step 3: pyrazolopyrimidinone 46



[0261] To a solution of the crude **45** obtained above in MeOH (150 mL) is added sodium hydroxide aqueous solution (0.7 M, 80 mL) followed by methyl iodide (6.8 g, 47.9 mmol, 3.0 mL). After stirring at 20 °C for 2 hours, the mixture is neutralized with HOAc to ~pH 6 followed by addition of water (80 mL), and extracted with EA (100 mL × 3). The combined organic layers are dried over anhydrous sodium sulfate, filtered, and concentrated. The residue is then dissolved in MeOH (30 mL) and sodium hydroxide aqueous solution (1.4 M, 250 mL) is added. After stirring at 100 °C for 2 hours, the mixture is concentrated and the residue is co-evaporated with toluene (200 mL × 3) and dissolved in DCM (500 mL). Imid (18.5 g, 271 mmol), DMAP (1.66 g, 13.6 mmol), and TBSCl (40.9 g, 271 mmol) are then added. After stirring at 25 °C for 18 hours, saturated sodium bicarbonate aqueous solution (1 L) is added and the mixture is extracted with EA (500 mL × 3). The combined organic layers are dried over anhydrous sodium sulfate, filtered, concentrated, and purified by silica gel column chromatography (MeOH/DCM = 1/60 to 1/30) to give **46** as a white solid (8.50 g, 34% yield over five steps).

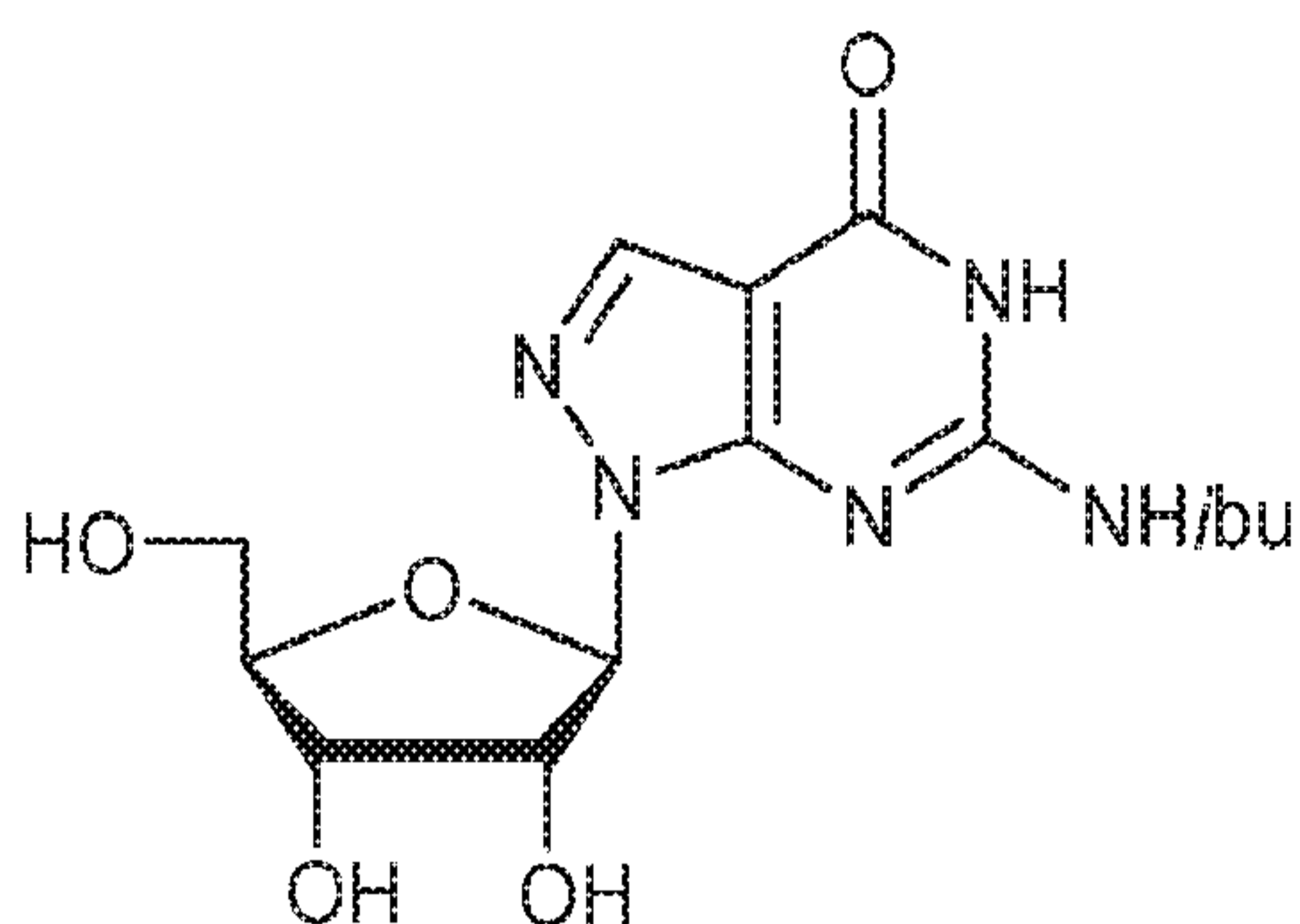
Step 4: isobutyrate 47



[0262] To a solution of **46** (23.4 g, 53.5 mmol) in Py (120 mL) is added isobutyryl chloride (11.4 g, 107 mmol, 11.2 mL) at 25 °C. After stirring at 25 °C for 16 hours,

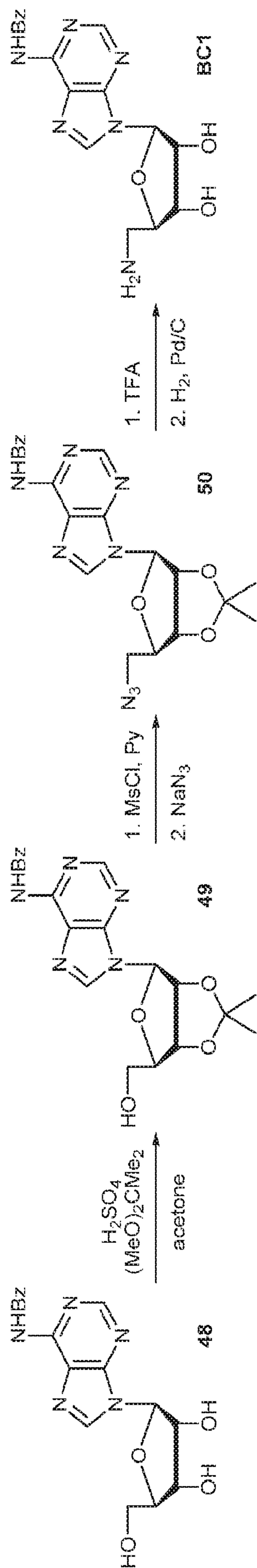
ammonium hydroxide (0.5 mL) is added and the mixture is stirred for 30 minutes before concentrated. The residue is then dissolved in EtOAc (1.5 L), washed with saturated ammonium hydroxide aqueous solution (500 mL \times 3) and brine (500 mL), dried over anhydrous sodium sulfate, filtered, concentrated, and purified by silica gel column chromatography (EA/PE = 1/10 to 1/3) to give **47** as a light yellow solid (24.0 g, 88% yield). (MS: $[M+Na]^+$ 530.1)

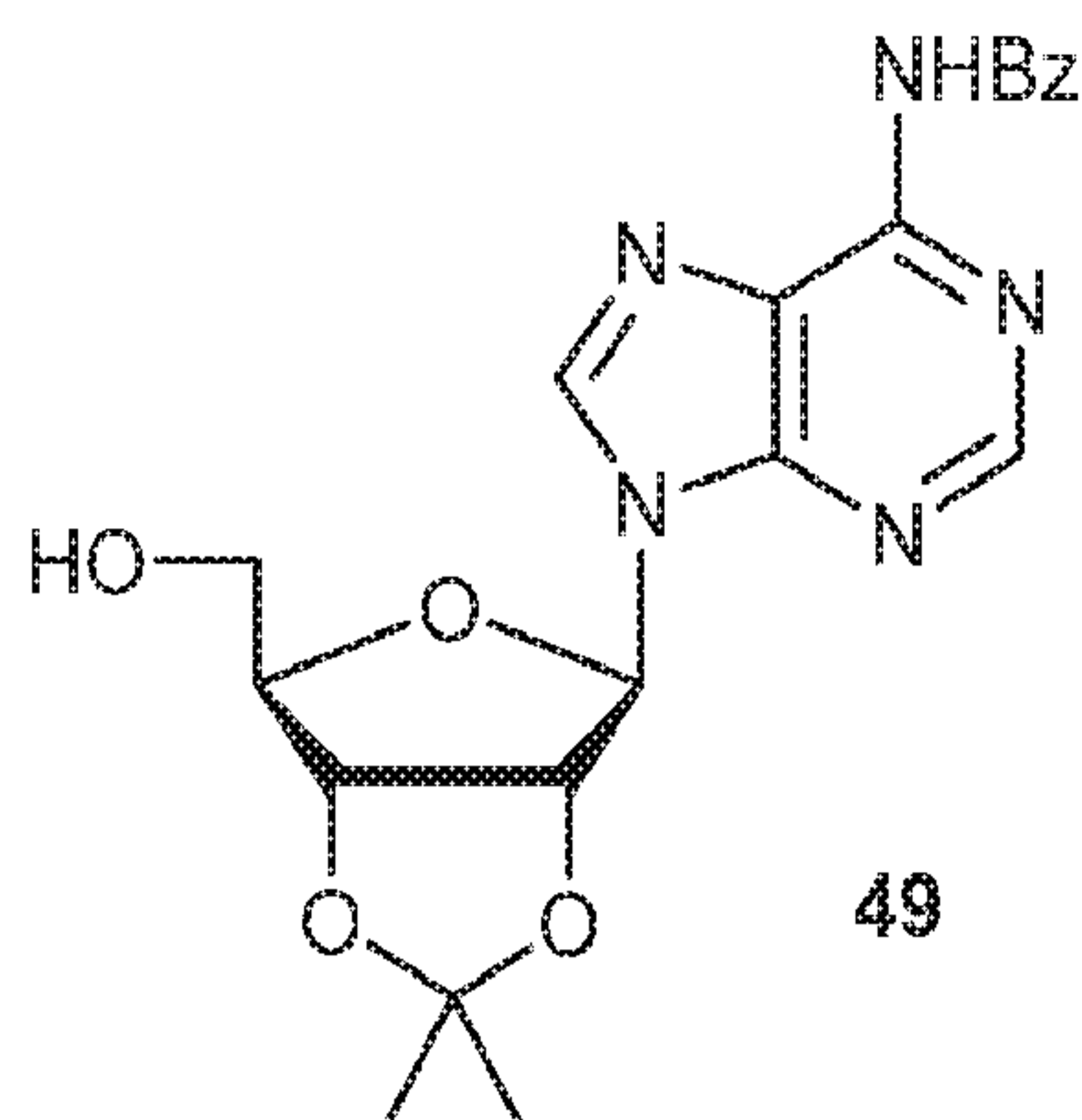
Step 5: BB1



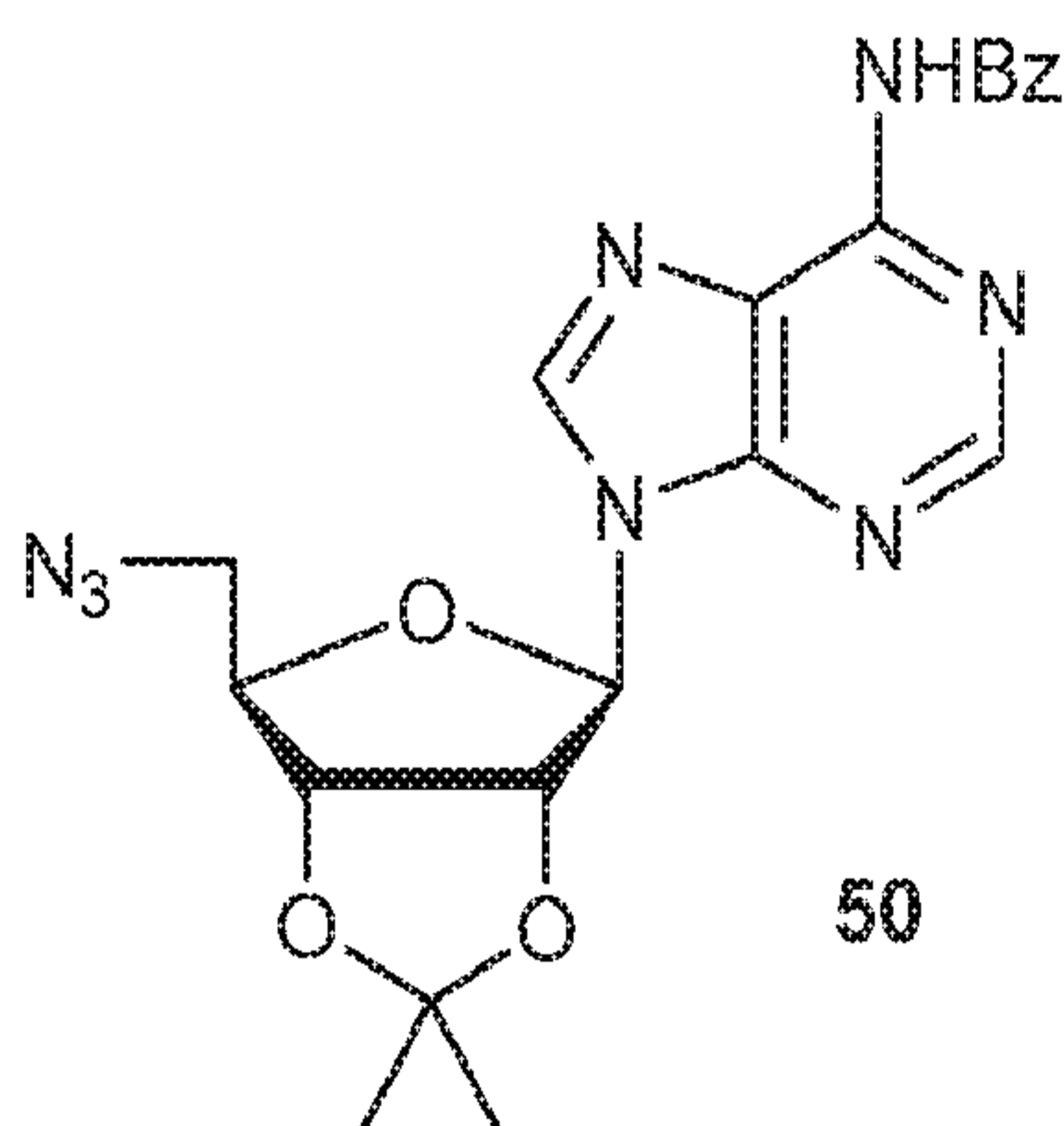
BB1

[0263] A solution of **47** (10.0 g, 19.7 mmol) in HOAc (6 mL) and water (3 mL) is stirred at 65 °C for 5 hours. The reaction mixture is then concentrated and triturated with DCM (15 mL). The solid is collected by filtration to give crude **BB1** as a white solid (4.0 g). (MS: $[M+H]^+$ 354.0)

Preparation of BC1:

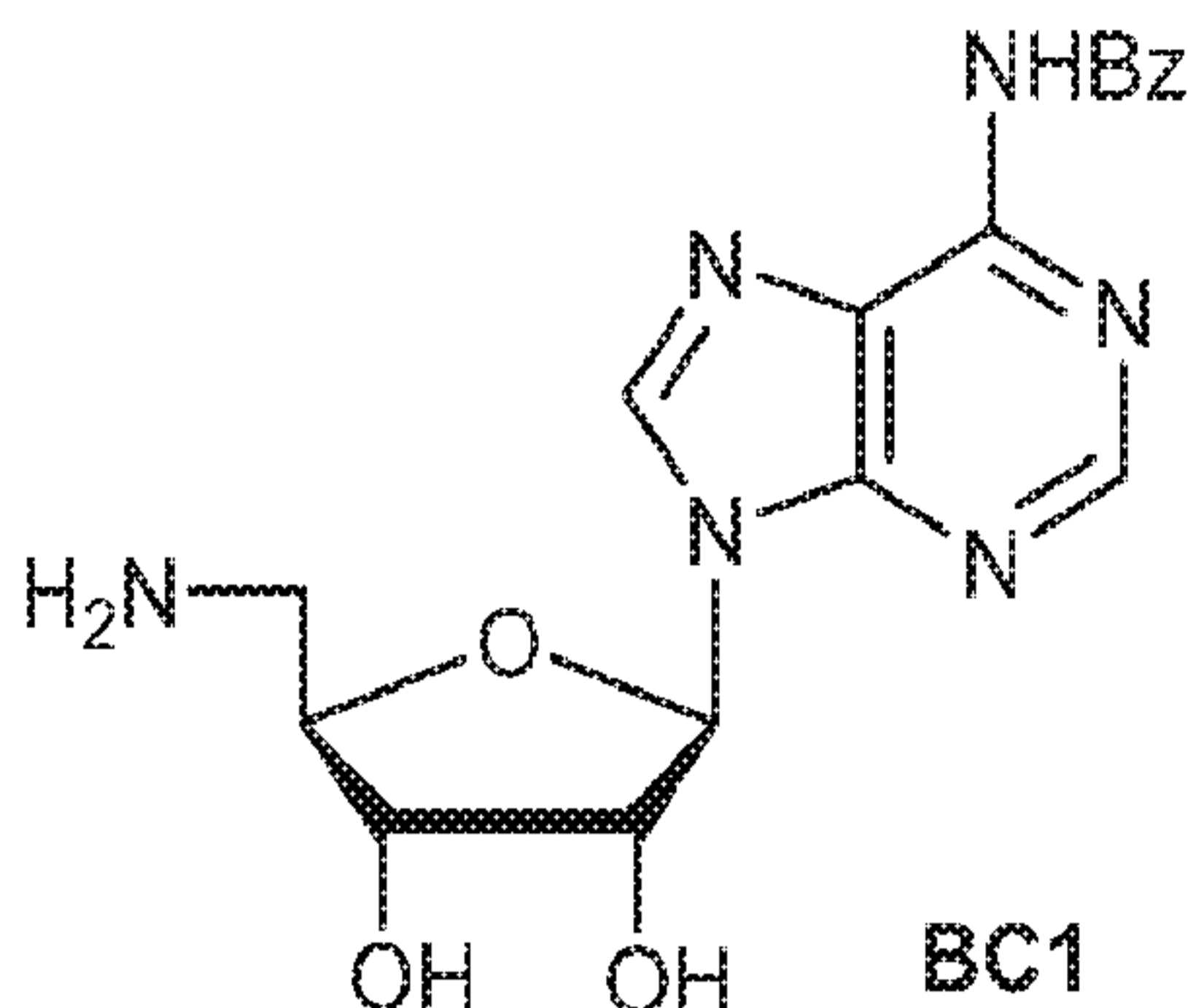
Step 1: acetonide 49

[0264] To a solution of **48** (50 g, 135 mmol) in acetone (500 mL) is added 2,2-dimethoxypropane (85 g, 816 mmol, 100 mL) and concentrated sulfuric acid (1.32 g, 13.5 mmol, 0.72 mL). After stirring at 25 °C for 30 minute, saturated sodium bicarbonate aqueous solution (30 mL) is added. The solution is filtered, concentrated, and purified by silica gel column chromatography (MeOH/DCM = 1/200 to 1/50) to give **49** as a white solid (35 g, 63% yield). (MS: [M+H]⁺ 412.1)

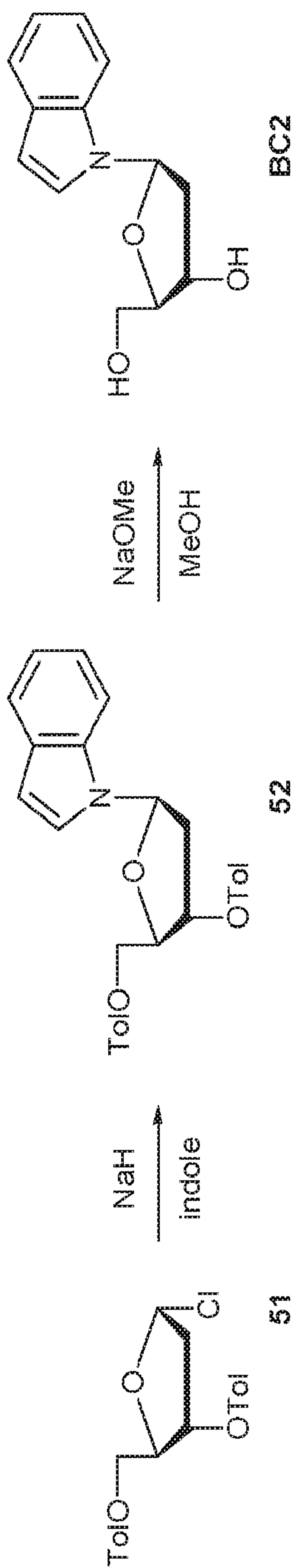
Step 2: azide 50

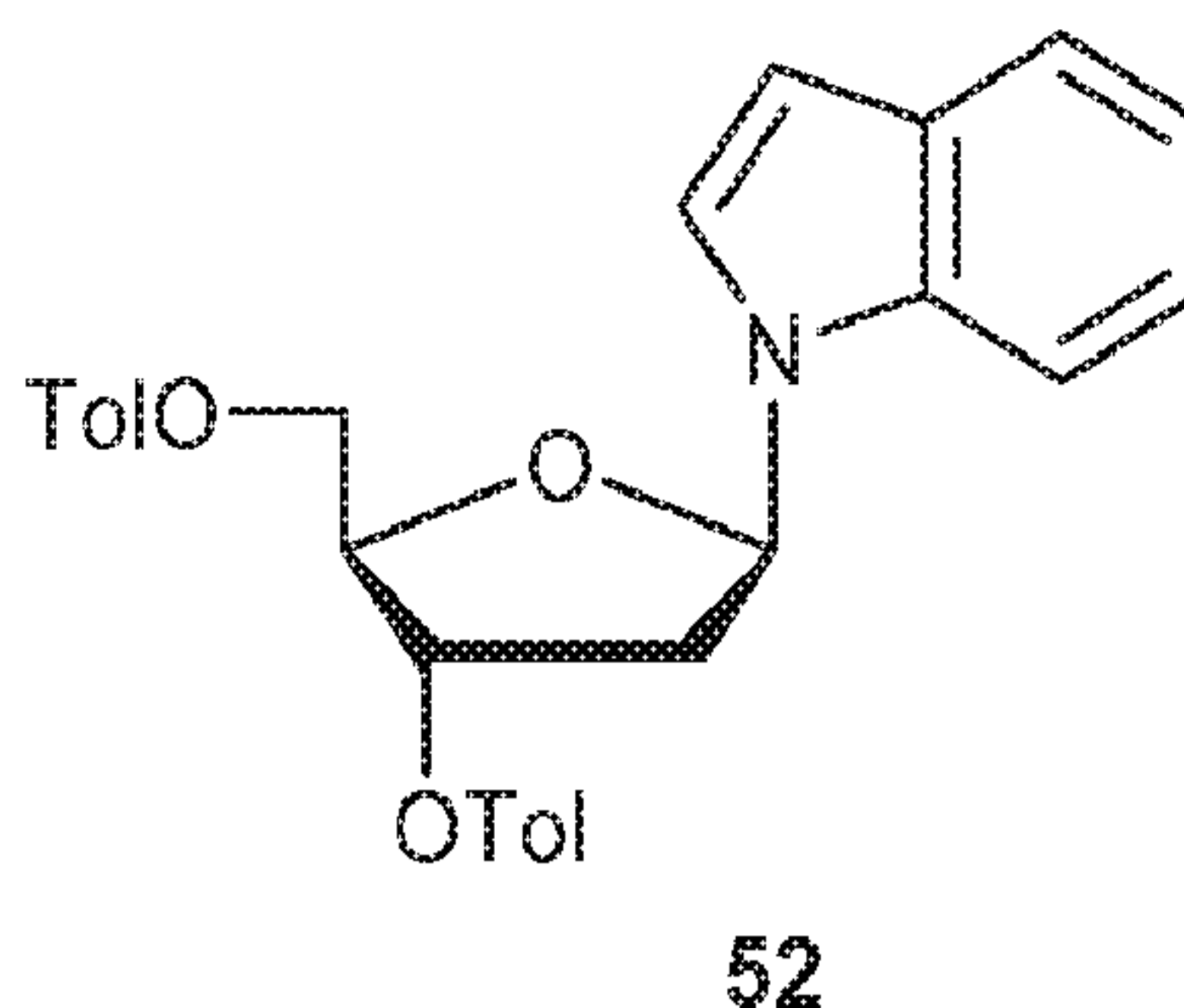
[0265] To a solution of **49** (5.0 g, 12.2 mmol) in Py (50 mL) is added methanesulfonyl chloride (2.1 g, 18 mmol, 1.4 mL) at 0 °C. After stirring at 25 °C for 1 hour, DCM (200 mL) is added, and the solution is washed with saturated sodium bicarbonate aqueous solution followed by brine, dried over anhydrous sodium sulfate, and concentrated. The residue is then dissolved in DMF (50 mL) followed by addition of sodium azide (3.4 g, 52.3 mmol). After stirring at 50 °C for 16 hours, DCM (400 mL) is added. The mixture is washed with water (300 mL), brine, dried over sodium sulfate, concentrate, and purified by silica gel column chromatography (EA/PE = 1/1) to give **50** as a light yellow solid (4.0 g). (MS: [M+H]⁺ 437.1)

Step 3: BC1

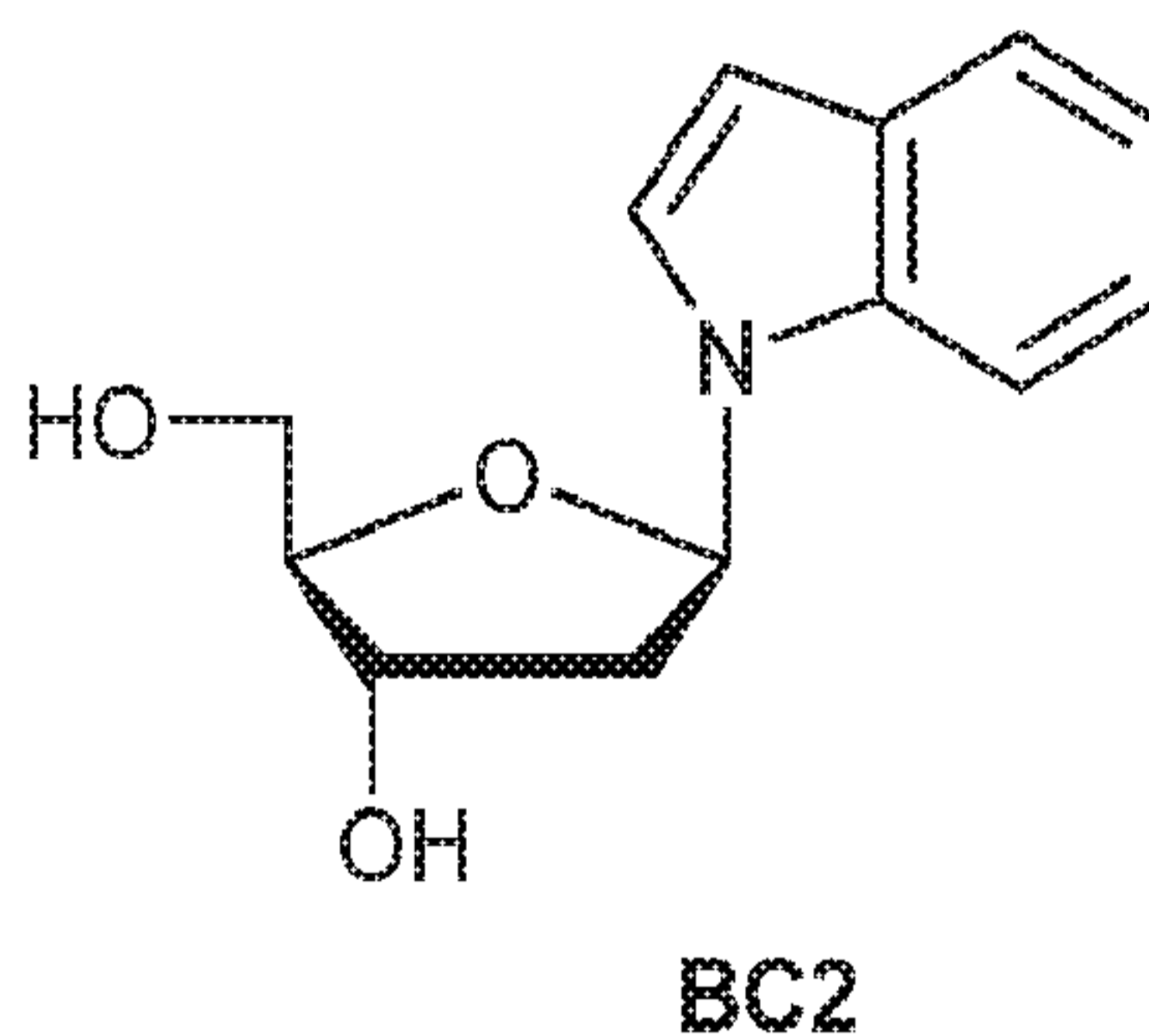


[0266] A solution of **50** (50 g, 115 mmol) in TFA (125 mL) and water (125 mL) is stirred at 25 °C for 5 hours before concentrated, co-evaporated twice with toluene, and dissolved in MeOH (50 mL). The mixture is then neutralized by sodium bicarbonate aqueous solution (1%) and triturated with MTBE. The solid is collected, washed with MTBE, dried, and dissolved in DMF (400 mL). Pd/C (10% w/w, 10 g) is then added and the mixture is stirred under an atmosphere of hydrogen (15 psi) at 25 °C for 6 hours before filtered and concentrated to give crude **BC1** as a yellow oil (39 g). (MS: [M+H]⁺ 371.1)

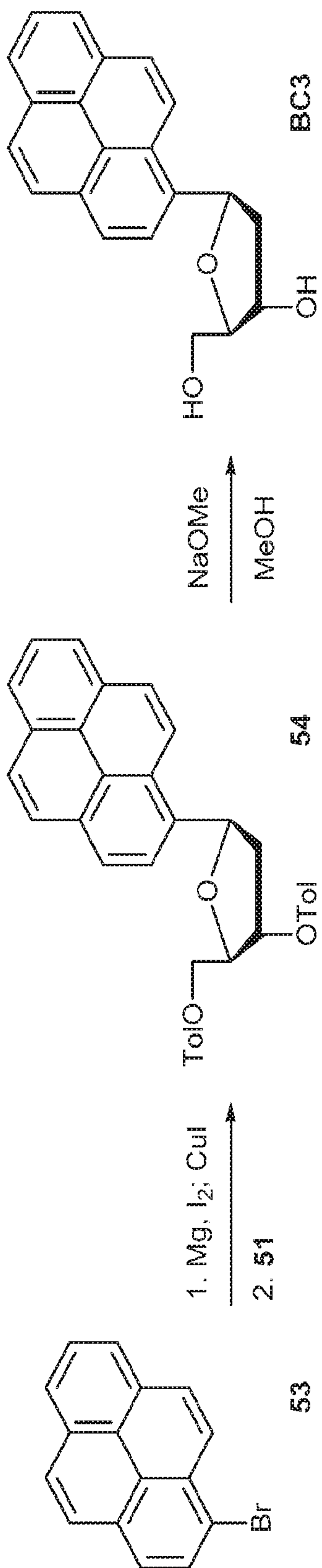
Preparation of BC2:

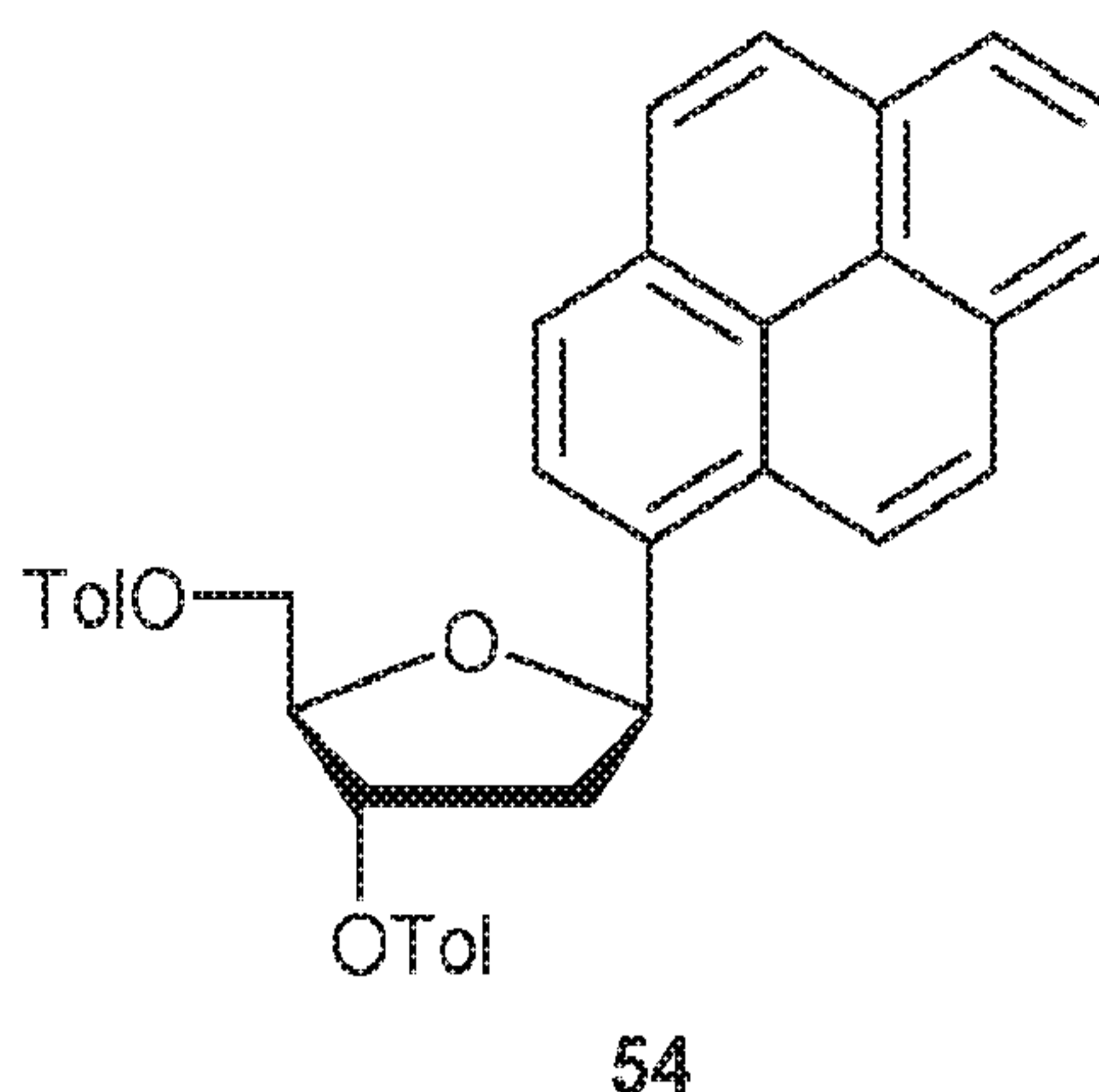
Step 1: indole 52

[0267] To a solution of indole (305 mg, 2.6 mmol) in MeCN (10 mL) is added sodium hydride (160 mg, 4.0 mmol) at 0 °C and stirred for 30 minutes before **51** (1.0 g, 2.6 mmol) is added. After stirring for 1 hour, saturated sodium bicarbonate aqueous solution (5 mL) is added and the mixture is extracted with EA (20 mL × 3). The combined organic layers are washed with saturated sodium bicarbonate aqueous solution and brine, concentrated, and purified by silica gel column chromatography (EA/hexanes = 1/4) to give **52** as a yellow oil (886 mg, 71% yield). (MS: [M+H]⁺ 470.2)

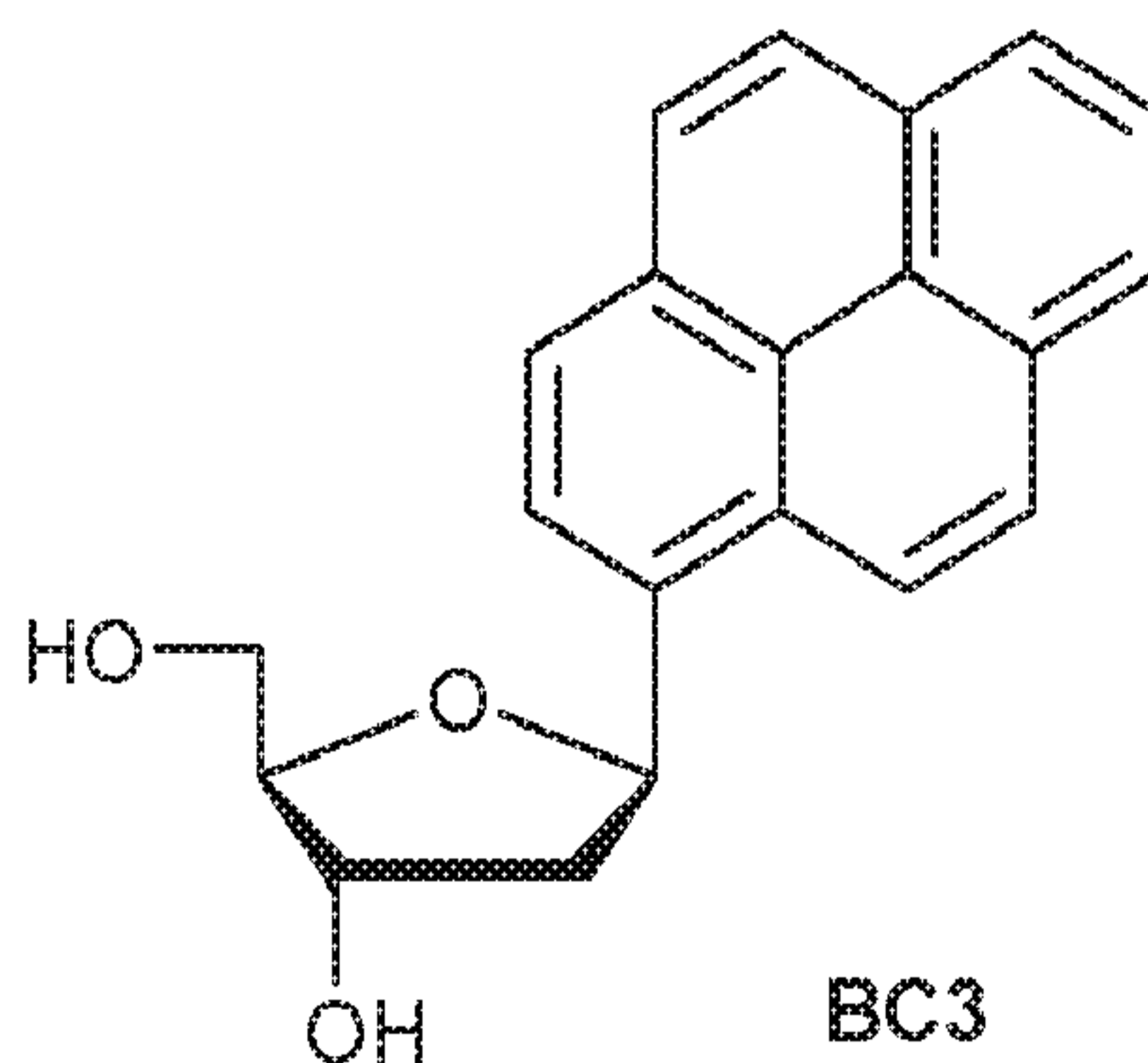
Step 2: BC2

[0268] To a solution of **52** (610 mg, 1.3 mmol) in MeOH (9 mL) is added sodium methoxide (5.4 M in methanol, 0.54 mL). After stirring for 1 hour, hydrochloric acid (5 M, 0.5 mL) is added at 0 °C and the solution is stirred for 10 minutes before concentrated and purified by silica gel column chromatography (MeOH/DCM = 1/9) to give the desired product as a white solid (197 mg, 92% yield). (MS: [M+H]⁺ 234.1)

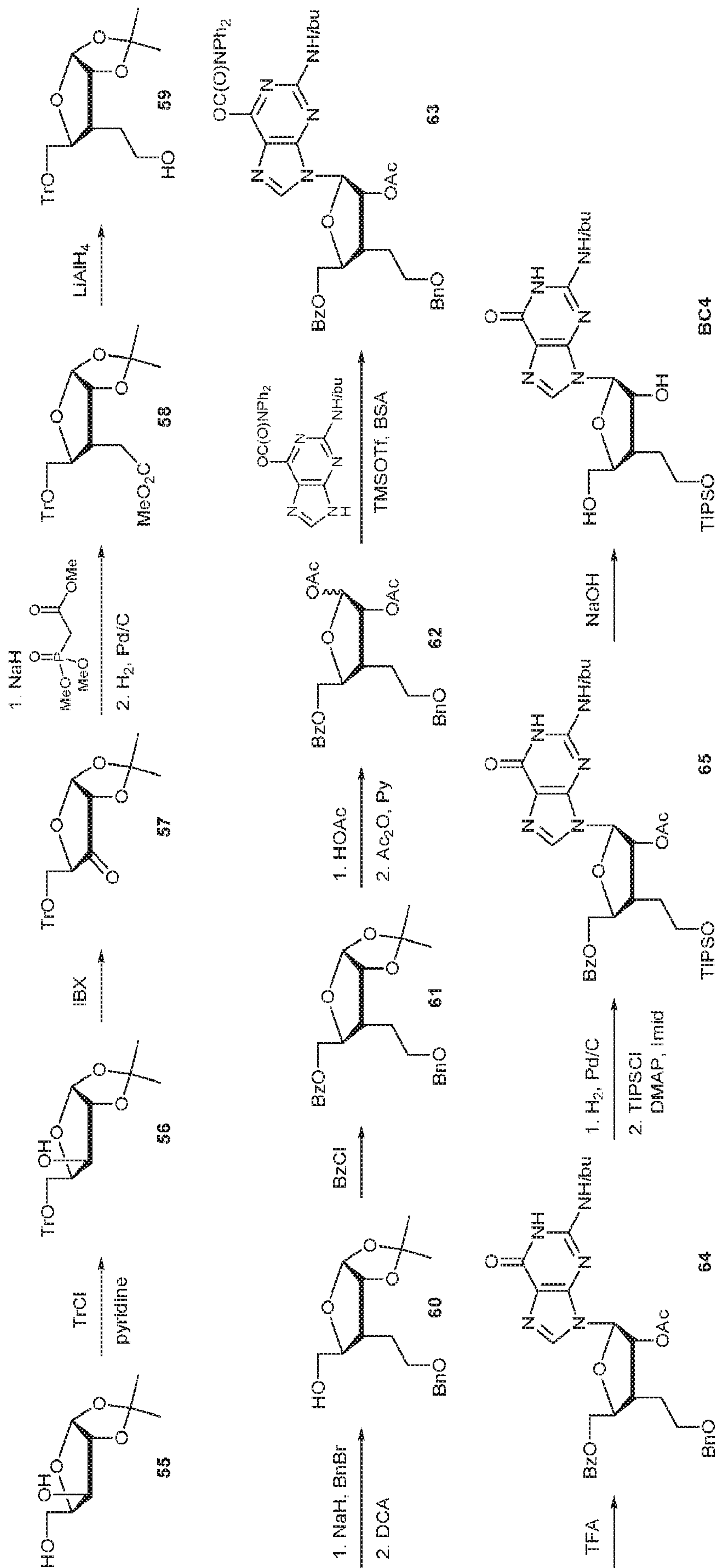
Preparation of BC3:

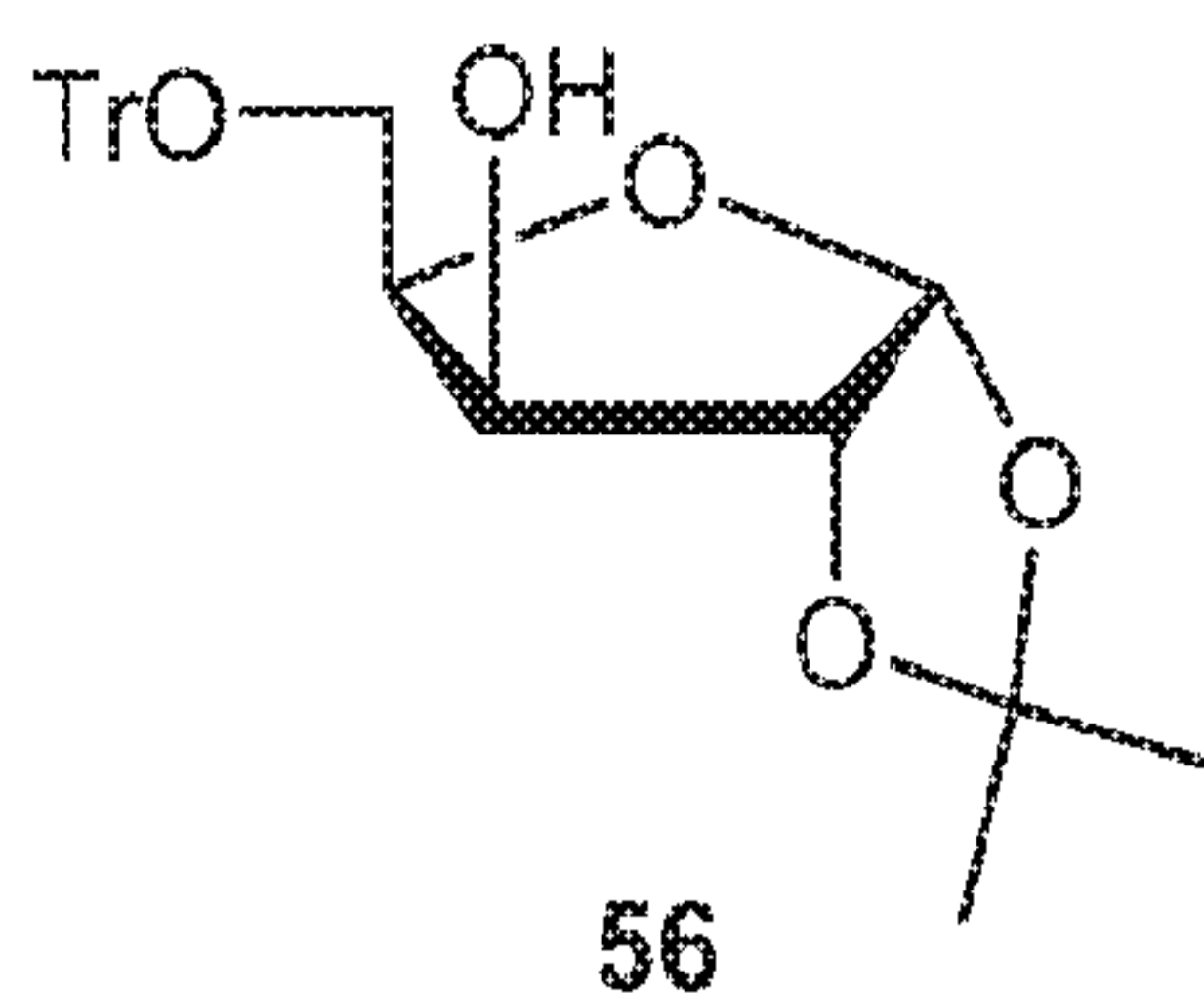
Step 1: pyrene 54

[0269] To a solution of **53** (560 mg, 2 mmol) in THF is added magnesium (54 mg, 2.3 mmol) followed by a small amount of iodine. After stirring at 55 °C for 3 hours, copper(I) iodide (213 mg, 1.1 mmol) is added at 0 °C. The mixture is stirred at room temperature for 45 minutes before **51** (367 mg, 0.98 mmol) is added at 40 °C. After stirring for 2 hours, saturated ammonium chloride aqueous solution (2 mL) and DCM (20 mL) are added. The layers are separated and the organic layer is washed by saturated sodium bicarbonate aqueous solution and brine, dried anhydride sodium sulfate, concentrated, and purified by silica gel column chromatography (EA/hexanes = 1/10 to 1/5) to give **54** as a white solid (52 mg, 10%).

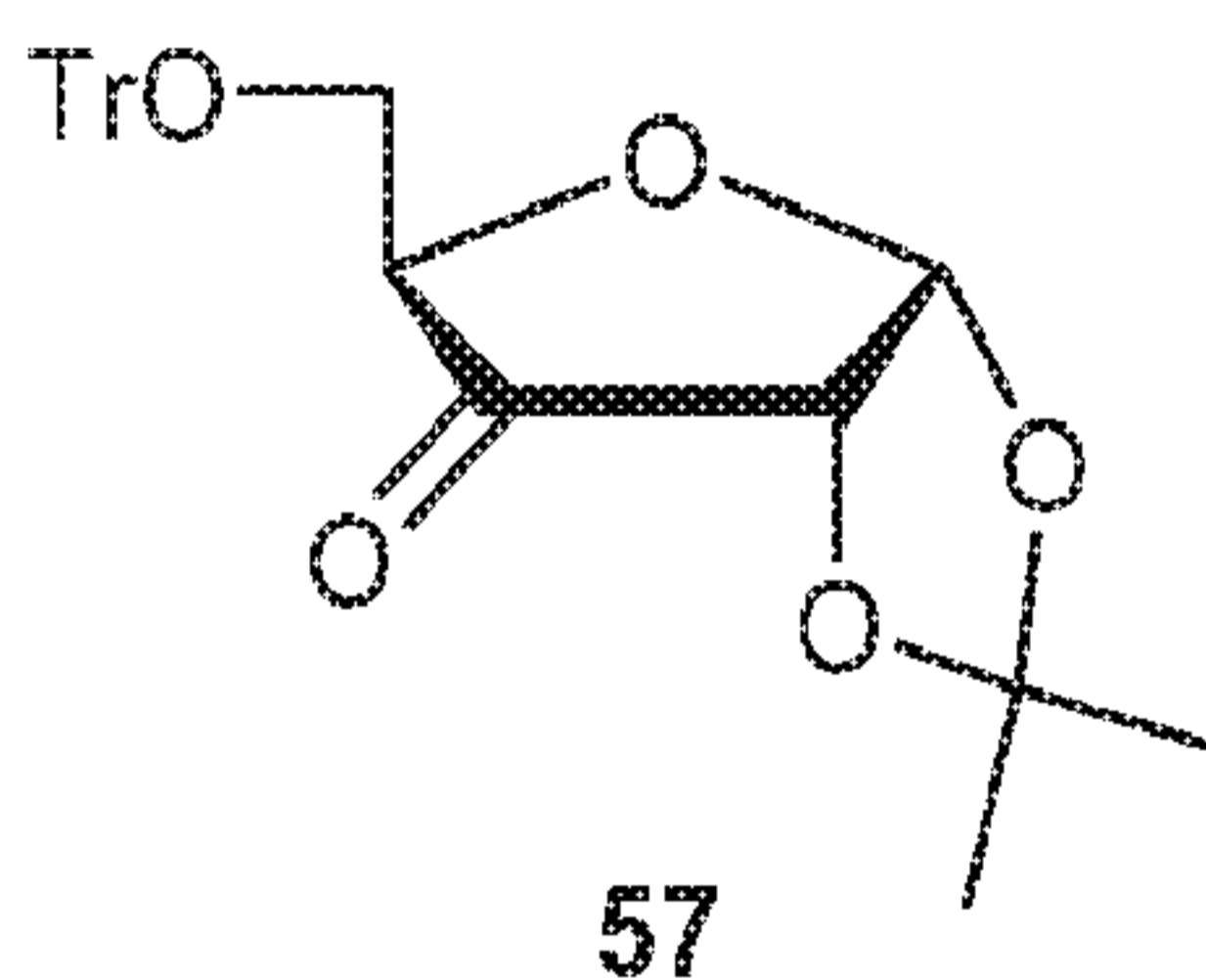
Step 2: BC3

[0270] To a solution of **54** (230 mg, 0.4 mmol) in MeOH (5 mL) is added sodium methoxide (30% in MeOH, 0.23 mL, 1.2 mmol) at room temperature. After stirring for 1 hour, saturated ammonium chloride (5 mL) is added and the mixture is extracted by EA (10 mL × 3). The organic layers are washed with brine, dried over anhydrous sodium sulfate, and concentrated to give crude **BC3** as a white solid (150 mg).

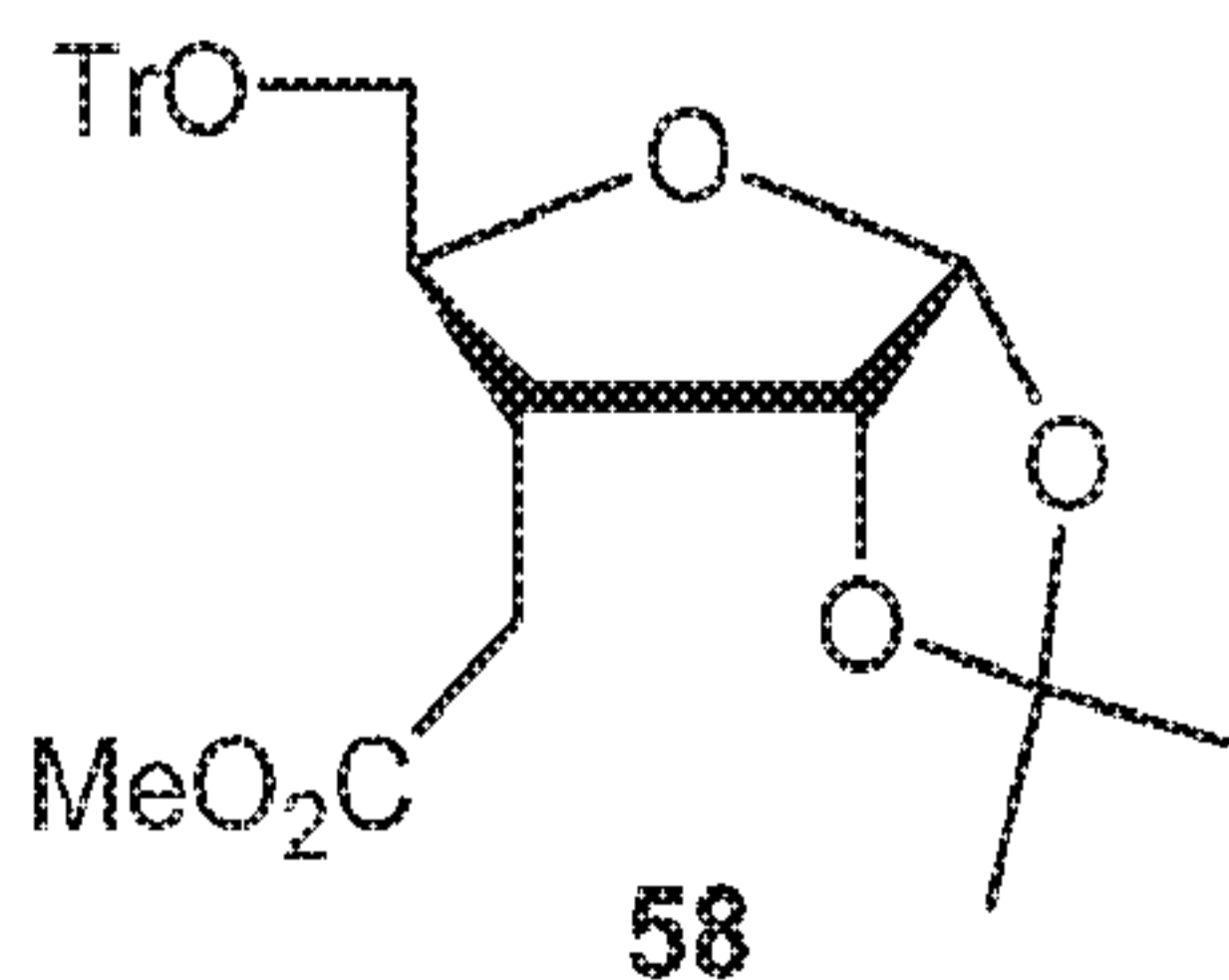
Preparation of BC4:

Step 1: alcohol 56

[0271] To a solution of **55** (91.4 g, 481 mmol) in Py (600 mL) is added trityl chloride (160.7 g, 577 mmol). After stirring at 60 °C for 16 hours, the mixture is concentrated and co-evaporated with toluene for three times. The residue is partitioned between DCM (400 mL) and saturated sodium bicarbonate aqueous solution (750 mL). The layers are separated and the aqueous phase is extracted with DCM (400 mL × 2). The combined organic layers are dried over anhydrous sodium sulfate, filtered, concentrated, and purified by silica gel column chromatography (EA/PE = 1/10 to 1/5) to afford **56** as a white solid (180.5 g, 87% yield). (MS: [M+Na]⁺ 455.0)

Step 2: ketone 57

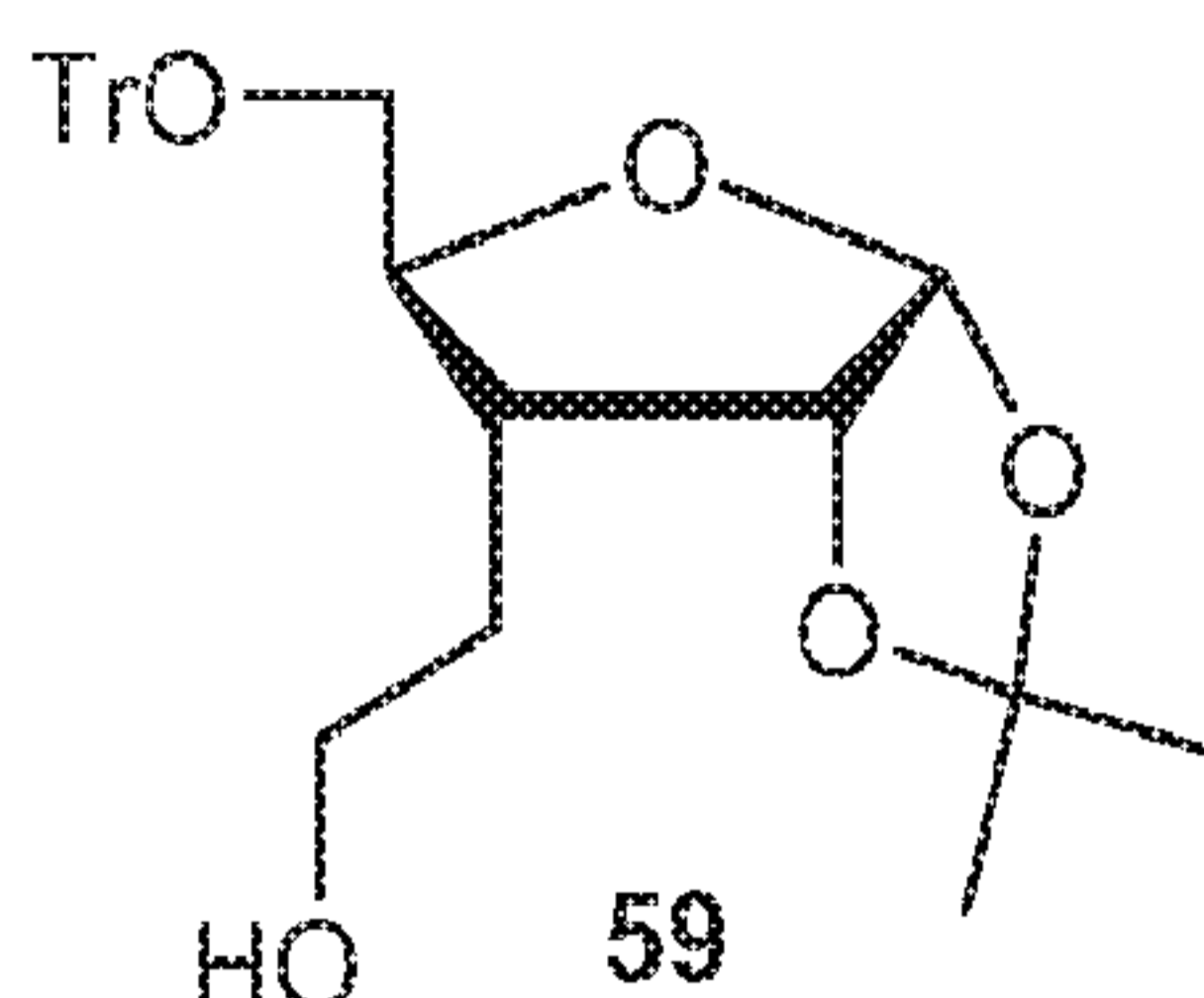
[0272] To a solution of **56** (176 g, 407 mmol) in MeCN (1.0 L) is added IBX (228 g, 814 mmol). After stirring at 90 °C for 6 hours, the mixture is filtered and concentrated to give crude **57** as a light yellow oil (175 g). (MS: [M+Na]⁺ 453.0)

Step 3: ester 58

[0273] To a solution of sodium hydride (20.1 g, 502 mmol) in THF (1.0 L) is added methyl 2-dimethoxyphosphorylacetate (96.3 g, 529 mmol, 76.5 mL) at 0 °C dropwise over 15 minutes. After stirring for 60 minutes, crude **57** (175 g) obtained above in THF (500 mL) is

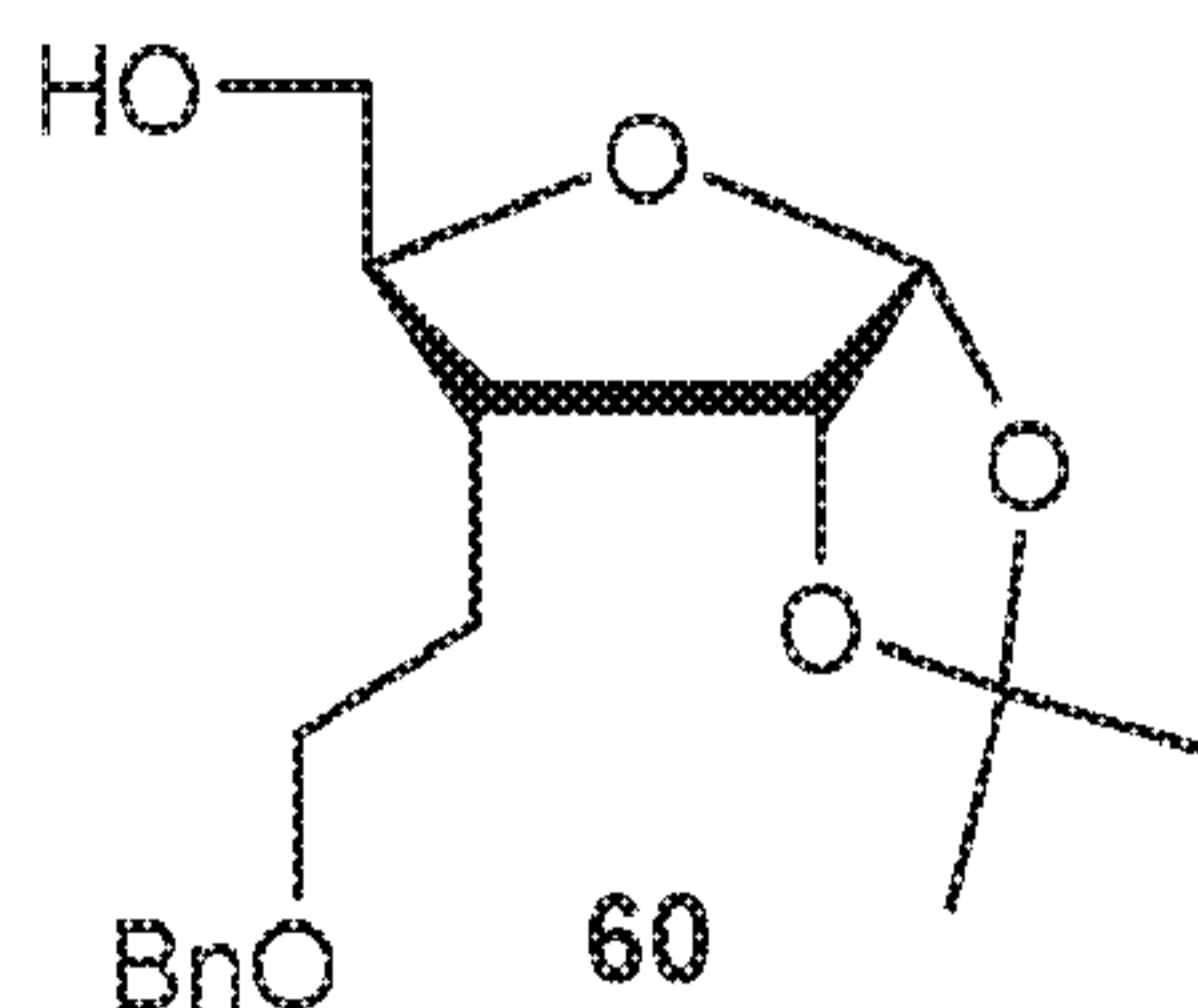
added dropwise at 0 °C. After stirring at 25 °C for 16 hours, water (50 mL) is added at 0 °C and the volatiles are removed and brine (500 mL) is added. The mixture is then extracted with DCM (500 mL × 3). The combined organic layers are dried over anhydrous sodium sulfate, filtered, and concentrated. The residue (198 g of 216 g obtained above) is then dissolved in EA (500 mL) and Pd/C (10% w/w, 10 g) is added. After stirring under a hydrogen atmosphere (20 psi) at 25 °C for 16 hours, the mixture is filtered and the filtrate is concentrated and purified by silica gel column chromatography (EA/PE = 1/15 to 1/10) to give **58** as a white solid (120 g, 66% yield) (MS: [M+Na]⁺ 511.1)

Step 4: alcohol **59**



[0274] To a solution of lithium aluminum hydride (6.21 g, 164 mmol) in THF (200 mL) is added **58** (20.0 g, 40.9 mmol) in THF (50 mL) slowly at 0 °C. After stirring at 25 °C for 16 hours, the reaction is quenched by sequential addition of water (6.2 mL), sodium hydroxide aqueous solution (15%, 6.2 mL), and water (18.6 mL). The mixture is then dried over anhydrous sodium sulfate, filtered, concentrated, and purified by silica gel column chromatography (EA/PE = 1/10 to 1/4) to give **59** as a white solid. (MS: [M+Na]⁺ 483.2)

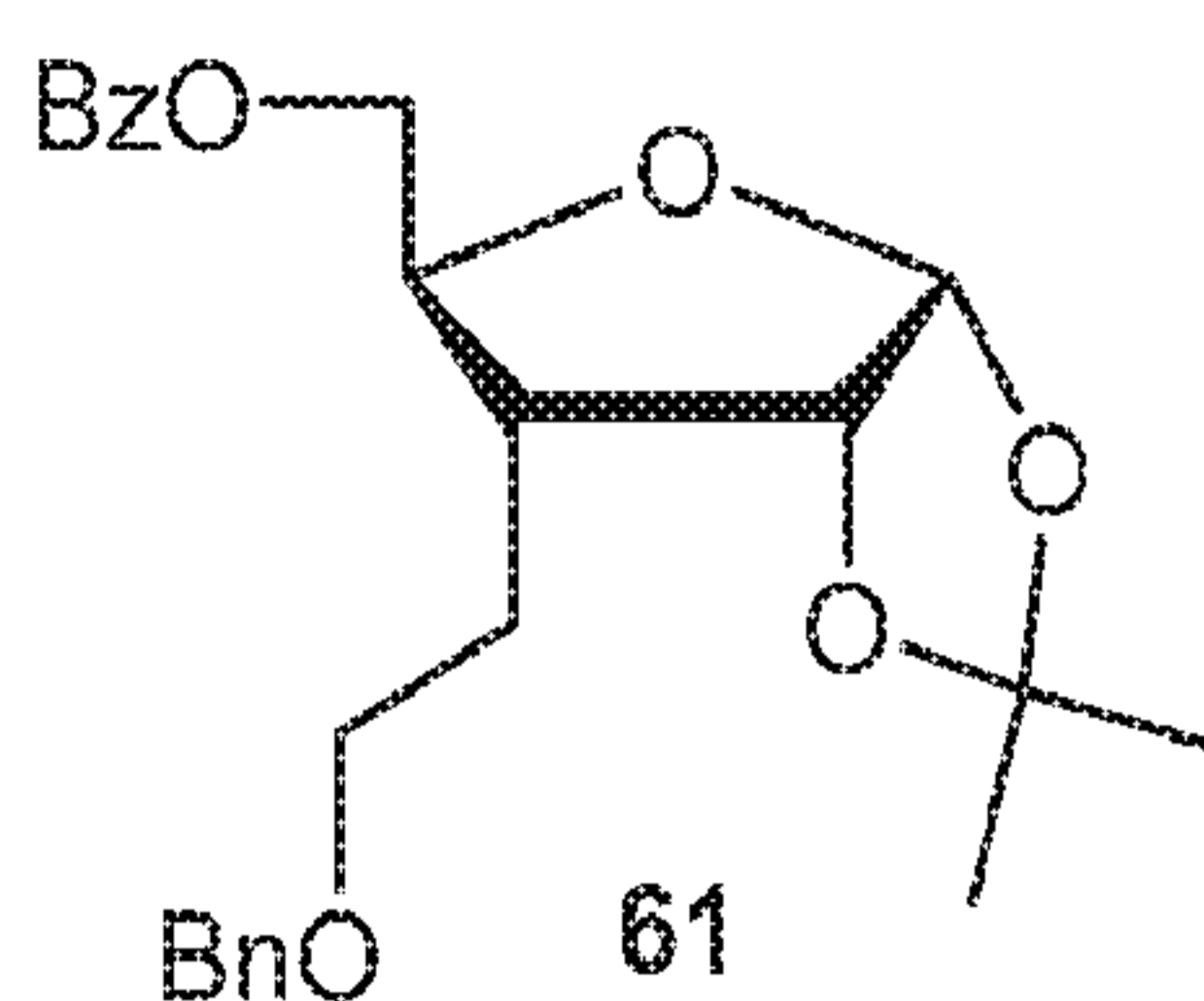
Step 5: alcohol **60**



[0275] To a solution of sodium hydride (60% w/w, 6.95 g, 174 mmol) in THF (200 mL) is added **59** (20.0 g, 43.4 mmol) in THF (80 mL) at -20 °C dropwise over 5 minutes. After stirring at 25 °C for 2 hours, benzyl bromide (22.3 g, 130 mmol, 15.5 mL) is added dropwise and the mixture is stirred at 80 °C for 16 hours before water (2 mL) is added at 0 °C. The mixture is diluted with water (200 mL) and extracted with DCM (200 mL × 3). The combined organic layers are dried over anhydrous sodium sulfate, filtered and concentrated.

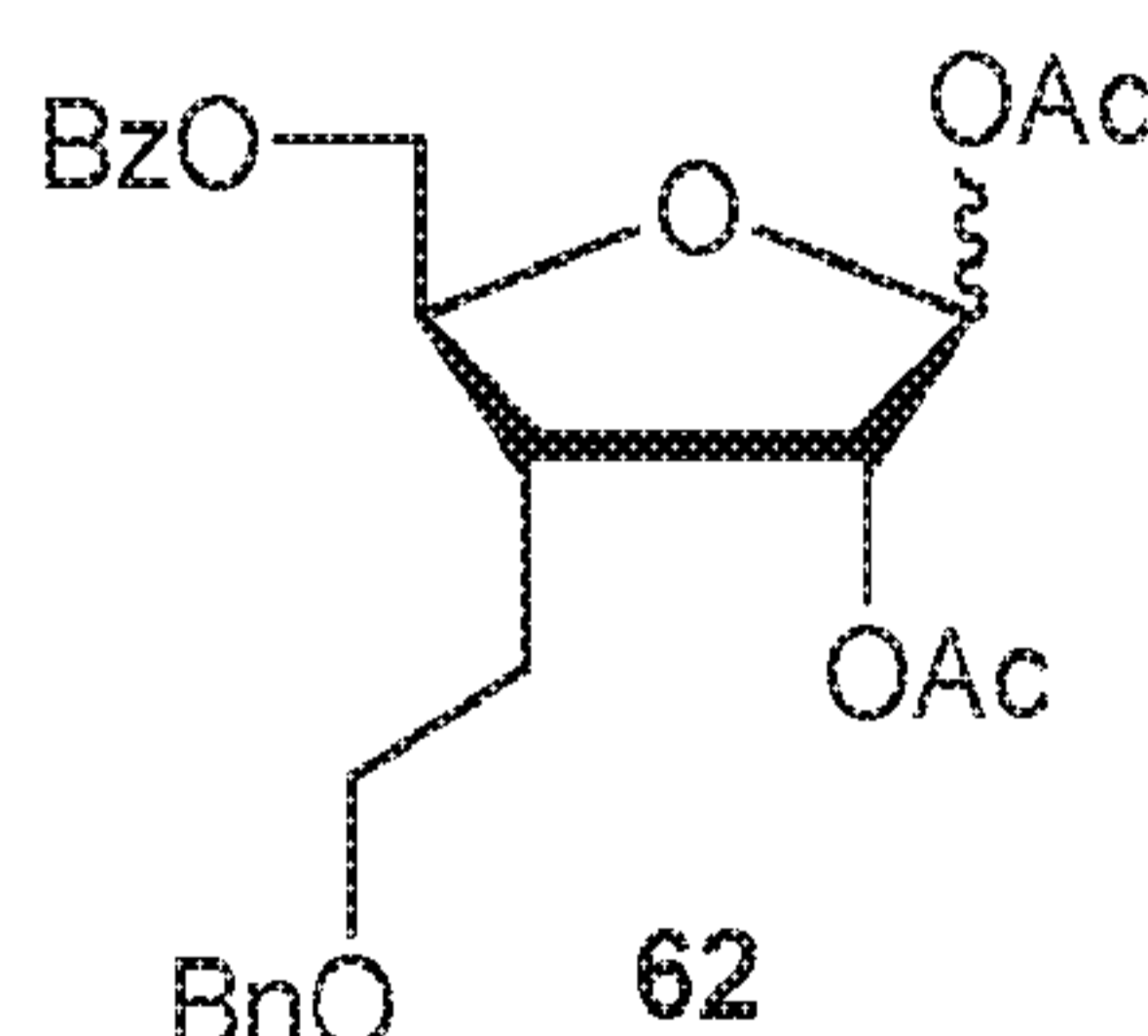
The residue is then dissolved in DCM (200 mL) and DCA (5.48 g, 42.5 mmol, 12.0 mL) is added. After stirring at 25 °C for 3 hours, saturated sodium bicarbonate aqueous solution is added at 0 °C. The mixture is then extracted with DCM (150 mL × 3). The combined organic solvent are dried over anhydrous sodium sulfate, filtered, concentrated, and purified by silica gel column chromatography (EA/PE = 1/5 to 1/2) to give **60** as a yellow oil (12.1 g, 90% yield).

Step 6: benzoate **61**



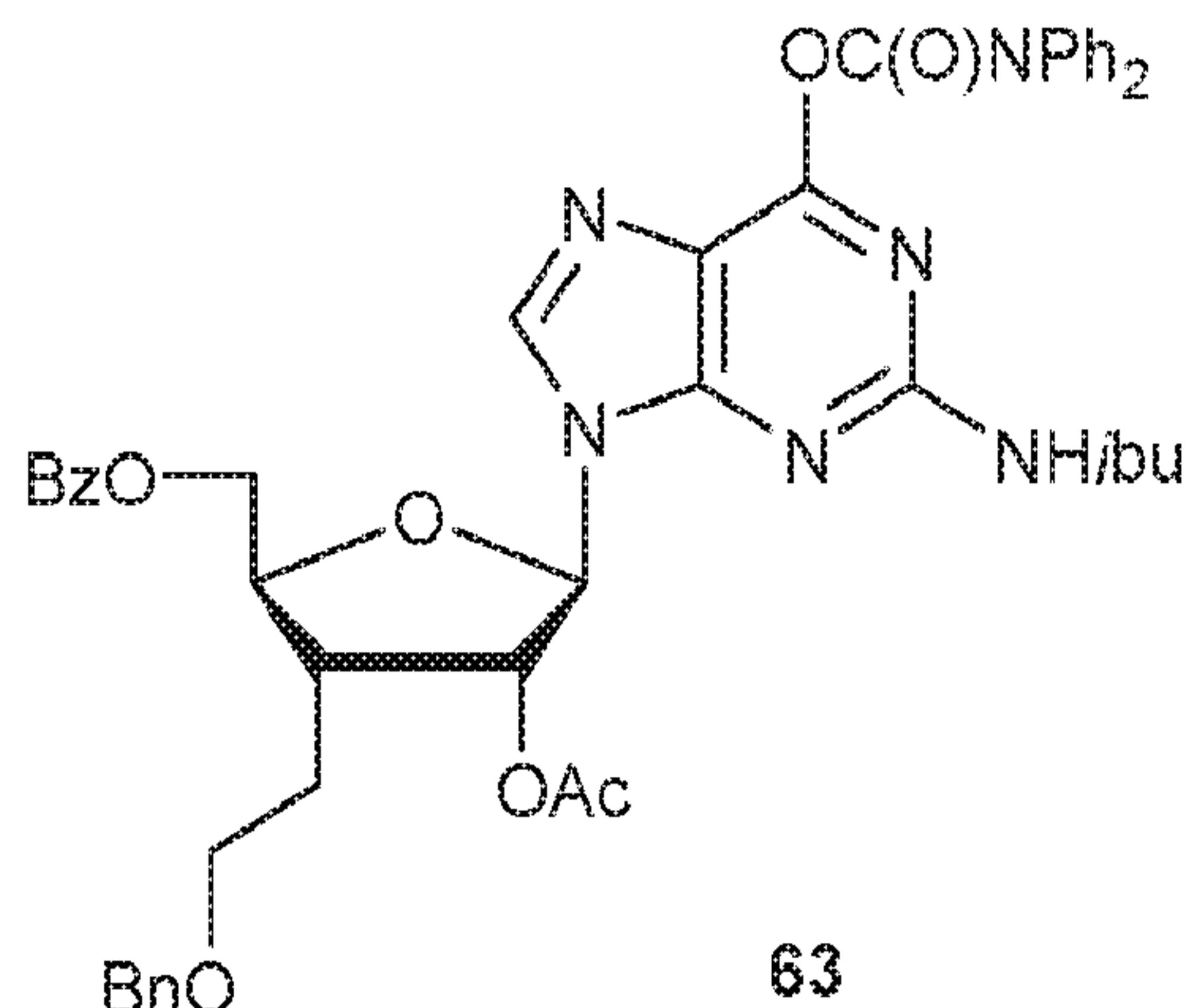
[0276] To a solution of **60** (24.0 g, 78 mmol) in DCM (500 mL) is added benzoyl chloride (16.4 g, 116.7 mmol, 13.6 mL) and TEA (23.6 g, 233.5 mmol, 32.4 mL). After stirring at 25 °C for 16 hours, the mixture is concentrated and purified by silica gel column chromatography (EA/PE = 1/15 to 1/10) to give **61** as a light yellow oil (30.0 g, 93% yield). (MS: $[M+Na]^+$ 435.1)

Step 7: acetate **62**



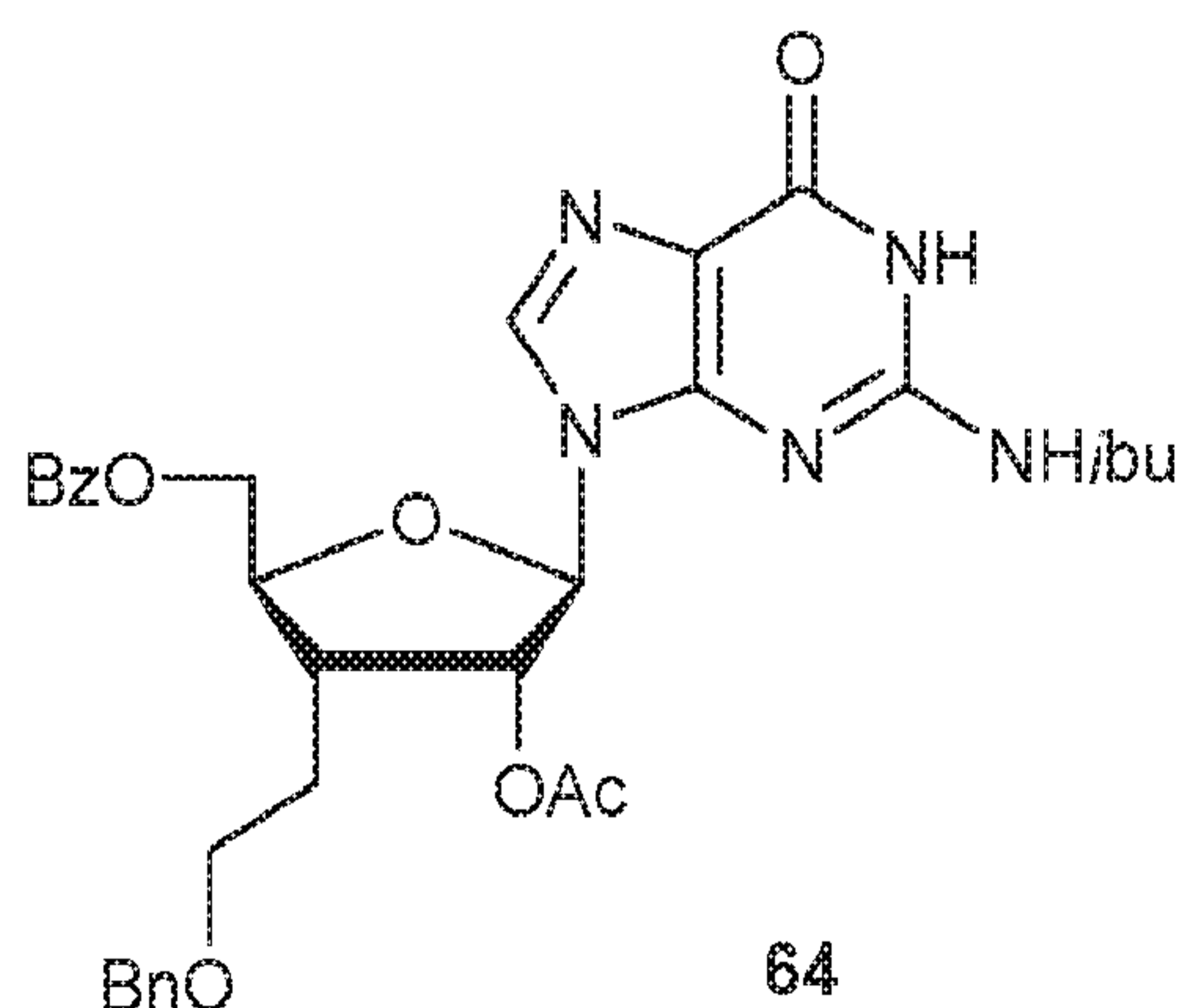
[0277] A mixture of **61** (29.0 g, 70.3 mmol) and water (3.0 mL) in HOAc (220 mL) is stirred at 70 °C for 16 hours before saturated sodium bicarbonate aqueous solution is added. The mixture is then extracted with DCM (400 mL × 3). The combined organic layers are concentrated and the residue is dissolved in Py (30 mL) followed by addition of Ac₂O (28.5 g, 280 mmol, 26 mL). After stirring at 20 °C for 16 hours, saturated sodium bicarbonate aqueous solution is added and the mixture is then extracted with DCM (500 mL × 3). The combined organic layers are concentrated and purified by silica gel column chromatography (EA/PE = 1/10 to 1/5) to give **62** as a white solid (31.1 g, 97% yield). (MS: $[M+Na]^+$ 479.1)

Step 8: purine 63



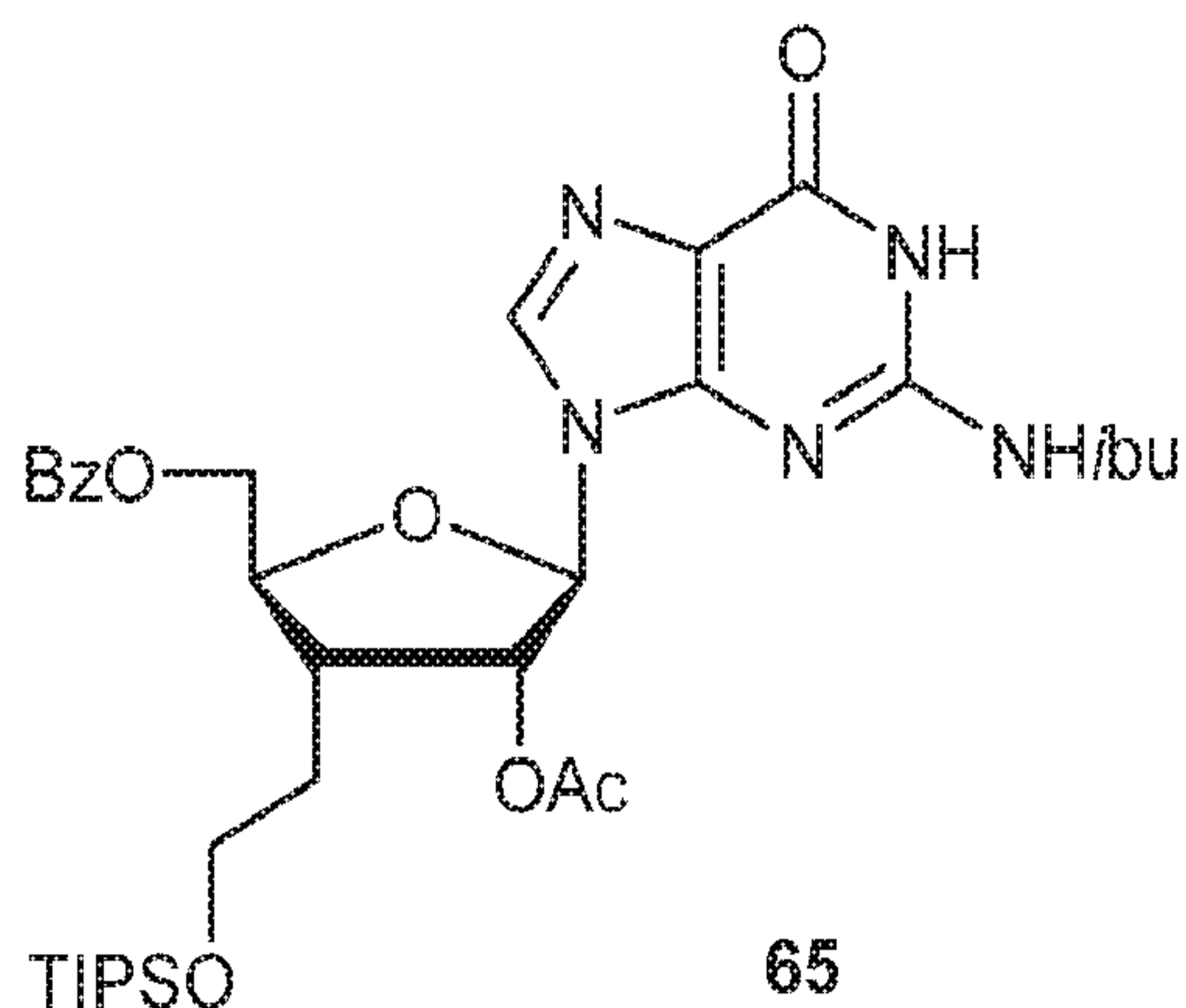
[0278] To a suspension of *O*⁶-diphenylcarbamoyl-*N*²-isobutyrylguanine (5.47 g, 13.1 mmol) in MeCN (150 mL) is added BSA (11.6 g, 57.0 mmol, 14.1 mL) at 20 °C. After stirring at 63 °C for 30 minutes, the volatiles are removed and the residue is dissolved in MeCN (200 mL) before **62** (5.00 g, 11.0 mmol) in MeCN (50 mL) and TMSOTf (3.65 g, 16.4 mmol, 3.0 mL) are added at -15 °C. After stirring at 63 °C for 50 minutes, the mixture is cooled to 0 °C, poured into saturated sodium bicarbonate aqueous solution and extracted with EA (150 mL × 3). The combined organic layers are dried over anhydrous sodium sulfate, and concentrated, and purified by silica gel flash chromatography (EA/PE = 1/3 to 1/1) to give **63** as a white solid. (MS: [M+H]⁺ 813.1)

Step 9: guanosine 64



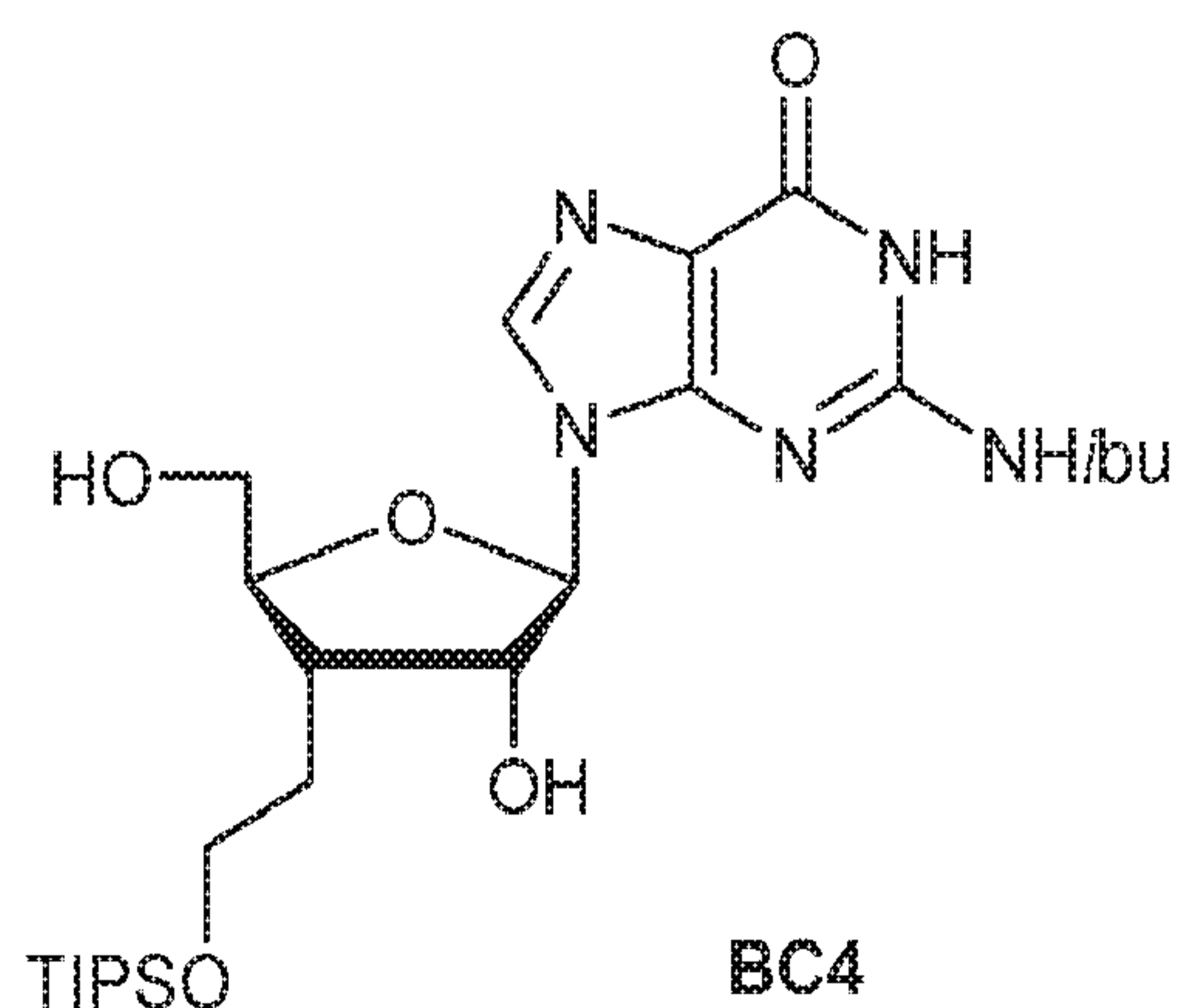
[0279] A solution of **63** (16.2 g, 19.9 mmol) in 90% TFA aqueous solution (60 mL) is stirred at 20 °C for 30 minutes before poured into saturated sodium bicarbonate aqueous solution at 0 °C and extracted with EA (100 mL × 4). The combined organic layers are dried over anhydrous sodium sulfate, concentrated, and purified by silica gel flash chromatography (EA/PE = 1/1 to 1/0) to give **64** as a white solid (11.4 g, 93% yield). (MS: [M+H]⁺ 618.1)

Step 10: silyl ether 65



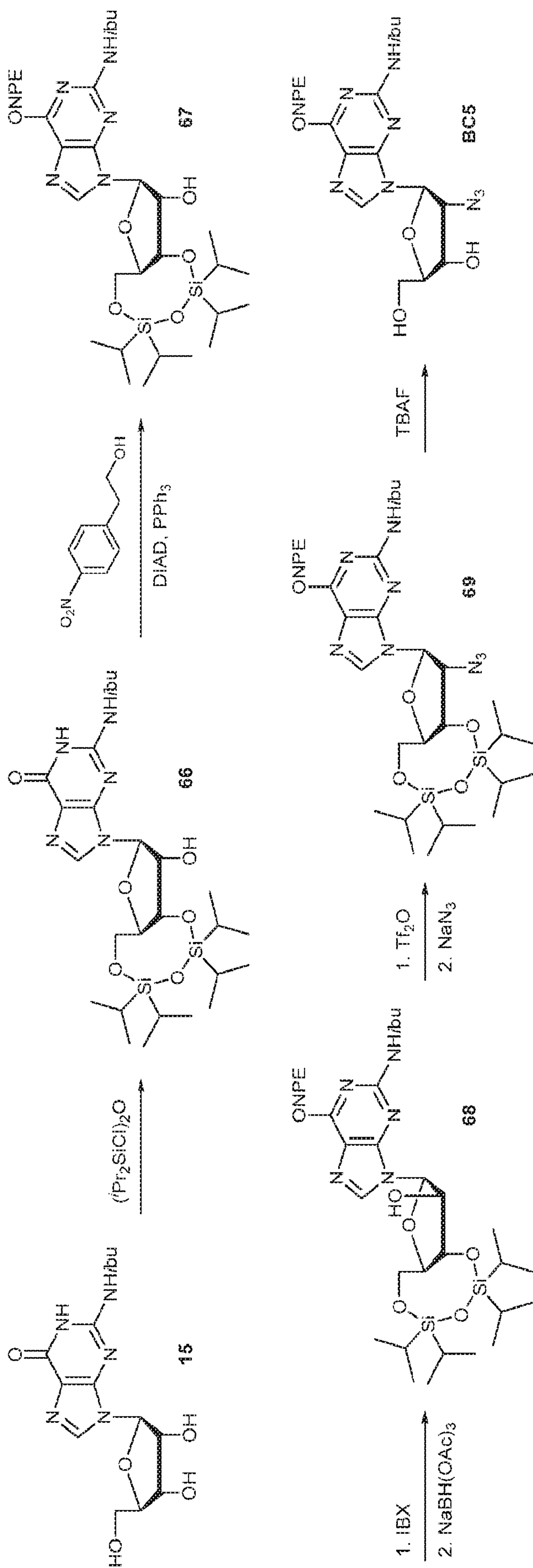
[0280] To a solution of **64** (15.0 g, 24.3 mmol) in EtOH (500 mL) is added Pd/C (10% w/w, 2.0 g) and concentrated hydrochloric acid (10 drops). After stirring at 50 °C under an atmosphere of hydrogen (45 psi) for 15 hours, the mixture is filtered and solid is washed with EtOH (100 mL × 3). The filtrate is concentrated and one-third of the residue is dissolved in DMF (60 mL) followed by addition of Imid (1.57 g, 23.0 mmol), DMAP (46.9 mg, 0.38 mmol) and triisopropylsilyl chloride (2.22 g, 11.5 mmol, 2.5 mL). After stirring at 20 °C for 16 hours, saturated sodium bicarbonate aqueous solution (20 mL) and water (100 mL) are added. The mixture is then extracted with EA (100 mL × 2). The combined organic layers are dried over anhydrous sodium sulfate, filtered, concentrated, and purified by silica gel column chromatography (EA/PE = 1/5 to 2/1) to give **65** as a white solid (4.52 g, 86% yield). (MS: [M+H]⁺ 684.4)

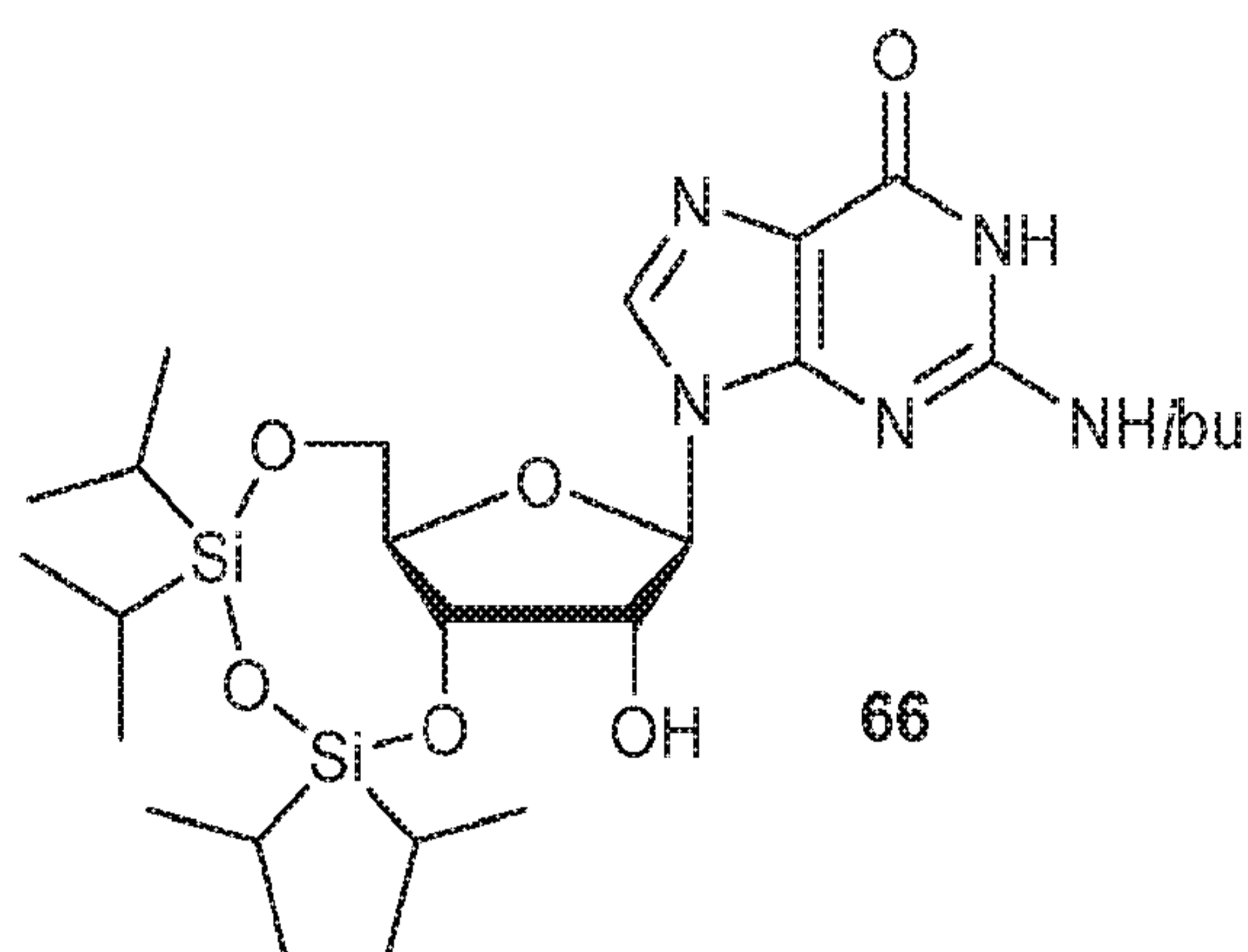
Step 11: BC4



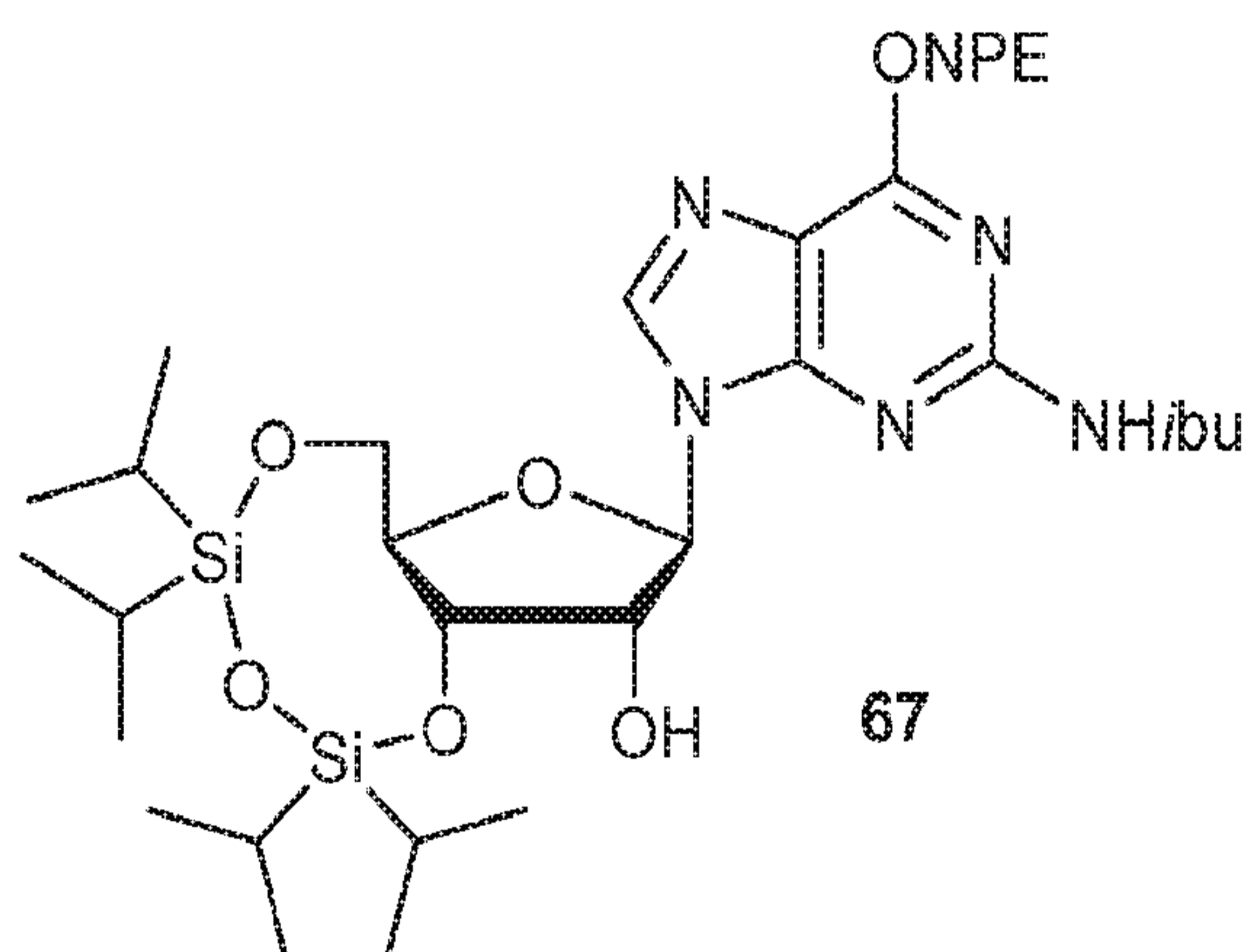
[0281] To a solution of **65** (3.0 g, 4.4 mmol) in EtOH (30 mL) is added sodium hydroxide aqueous solution (2 M, 31 mL) at 0 °C. After stirring at 0 °C for 30 minute, the

mixture is neutralized by addition of hydrochloric acid solution (1 N) and HOAc at 0 °C. Toluene (30 mL) is then added and mixture is concentrated to give crude **BC4** as a white solid (3.0 g). (MS: [M+H]⁺ 538.2)

Preparation of BC5:

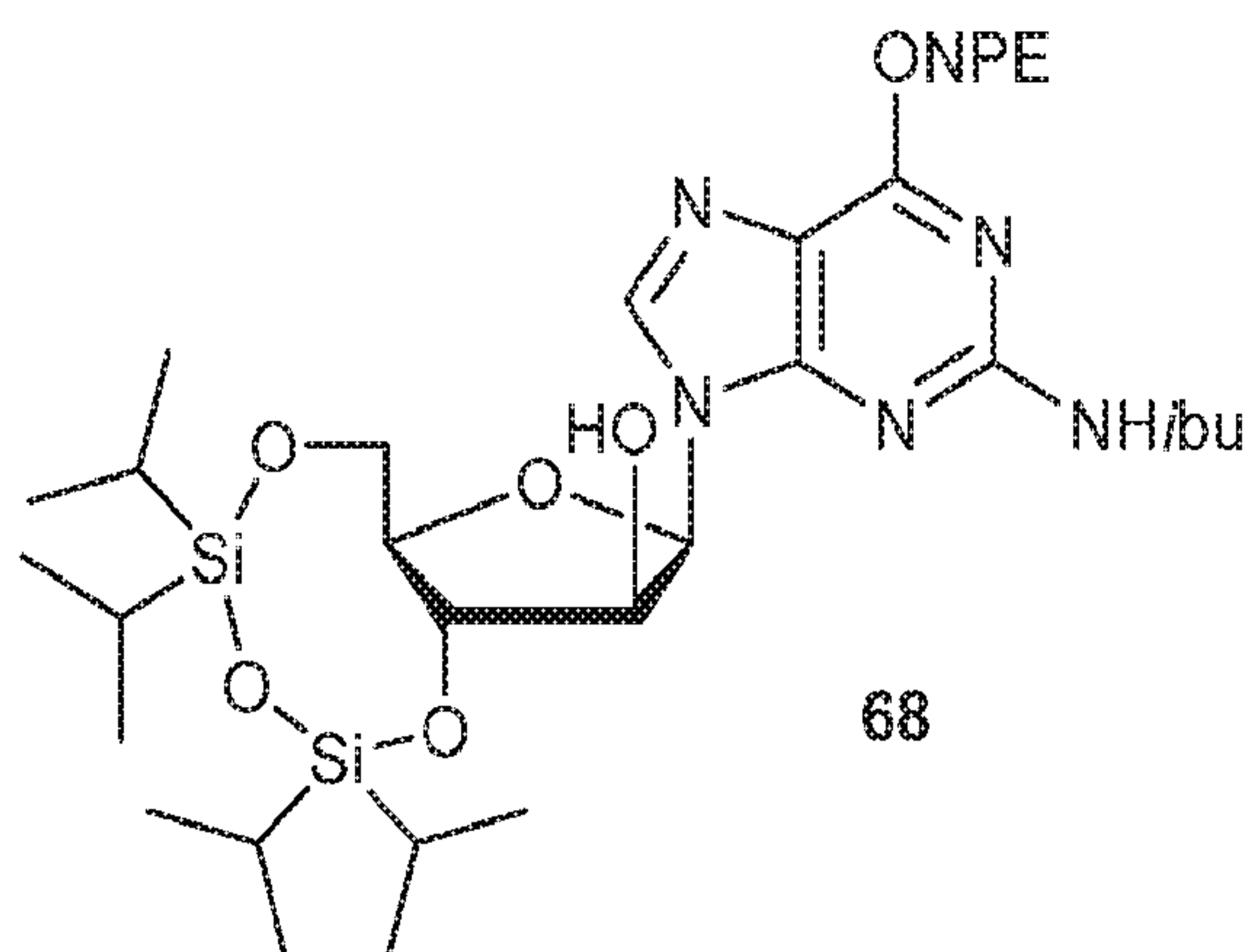
Step 1: alcohol 66

[0282] To a solution of **15** (2.0 g, 5.66 mmol) in Py (56 mL) at 0 °C is added 1,3-dichloro-1,1,3,3-tetraisopropylidisiloxane (1.79 g, 5.66 mmol, 1.8 mL) slowly. After stirring at 0 °C for 30 minutes and 25 °C for 12 hours, the solution is concentrated and purified by silica gel column chromatography (MeOH/DCM = 1/20) to give **66** (1.6 g, 47% yield). (MS: [M+H]⁺ 596.3)

Step 2: purine 67

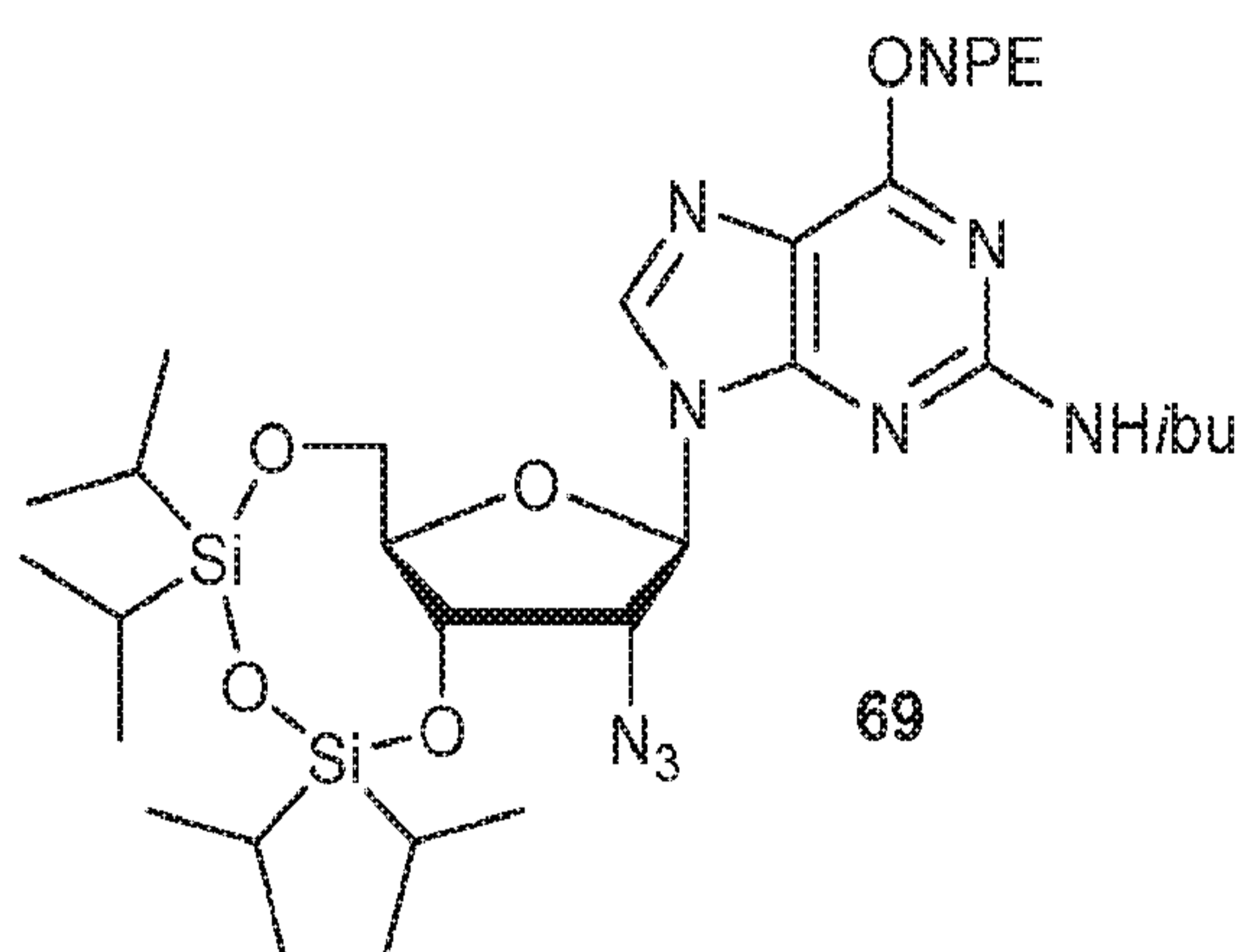
[0283] To a solution of **66** (8.0 g, 13.5 mmol) and 2-(4-nitrophenyl)ethanol (3.37 g, 20.2 mmol) in THF (100 mL) is added DIAD (6.81 g, 33.7 mmol, 6.6 mL) and PPh₃ (8.83 g, 33.7 mmol) at 25 °C slowly. After stirring at 25 °C for 12 hours, water (5 mL) is added and the mixture is concentrated and purified by silica gel column chromatography (MeOH/DCM = 1/20) to give **67** as a pale yellow solid (4.5 g, 44% yield). (MS: [M+H]⁺ 745.3)

Step 3: alcohol 68



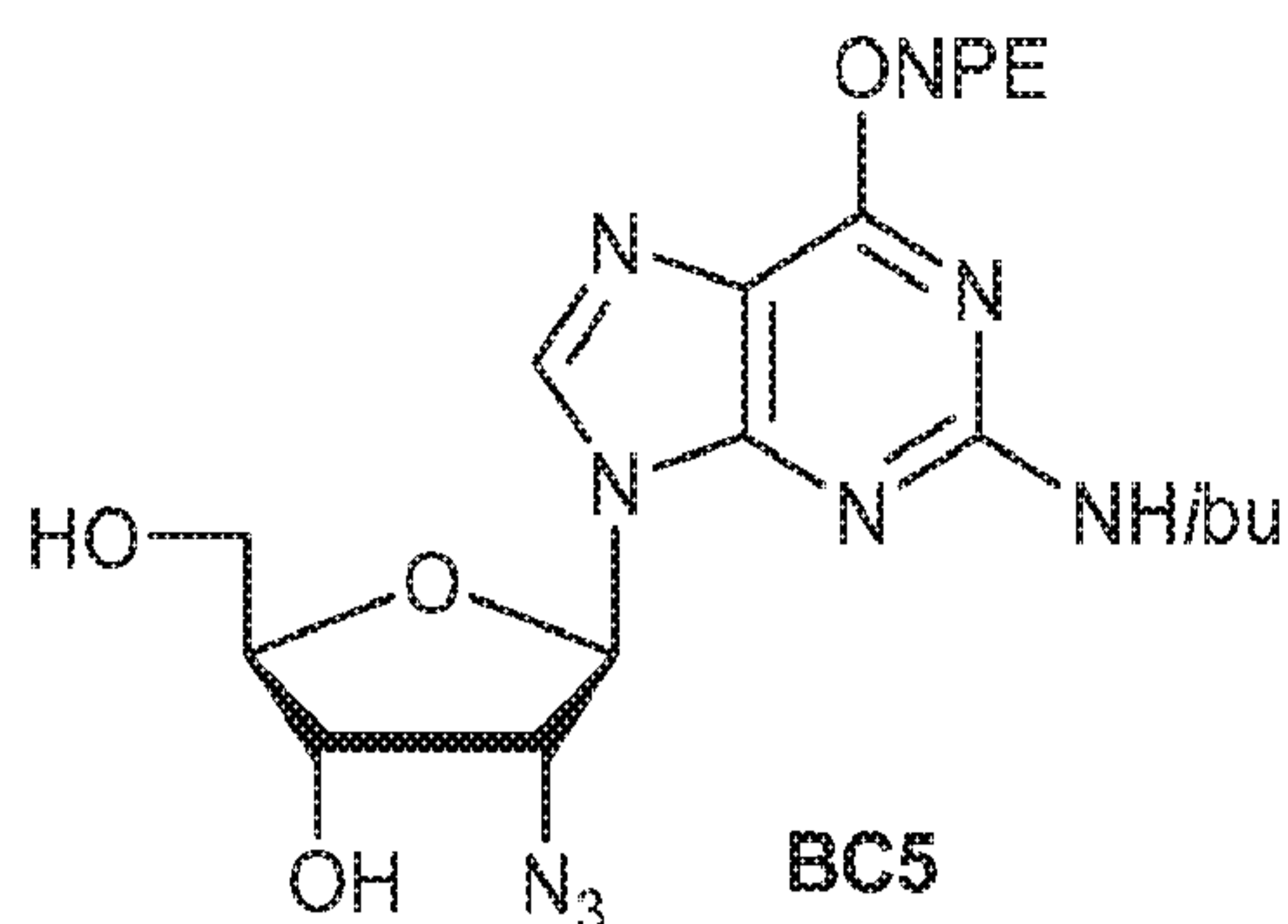
[0284] To a solution of **67** (4.20 g, 5.64 mmol) in MeCN (40 mL) at 25 °C is added IBX (3.16 g, 11.3 mmol). After stirring at 80 °C for 12 hours, the mixture is filtered and concentrated, and dissolved in THF (50 mL). Sodium triacetoxyborohydride (5.7 g, 27.0 mmol) is then added at 0 °C slowly. After stirring at 25 °C for 6 hours, water (5 mL) is added and the mixture is concentrated and purified by silica gel column chromatography (MeOH/DCM = 1/20) to give **68** as a pale yellow oil (1.0 g, 33% yield). (MS: [M+H]⁺ 745.3)

Step 4: azide 69



[0285] To a solution of **68** (2.2 g, 2.95 mmol) and DMAP (1.44 g, 11.8 mmol) in DCM (140 mL) and Py (10 mL) is added trifluoromethanesulfonic anhydride (1.33 g, 4.72 mmol, 0.78 mL) at 0 °C slowly. After stirring at 0 °C for 1.5 hours, the mixture is concentrated. The residue is then dissolved in DMF (10 mL) and sodium azide (0.49 g, 7.53 mmol) is added. After stirring at 60 °C for 6 hours, the solution is concentrated and purified by preparative HPLC (MeOH/water with 0.1% HCOOH: 40–100%) to give **69** as a pale yellow solid (1.50 g, 79% yield). (MS: [M+H]⁺ 770.4)

Step 5: BC5



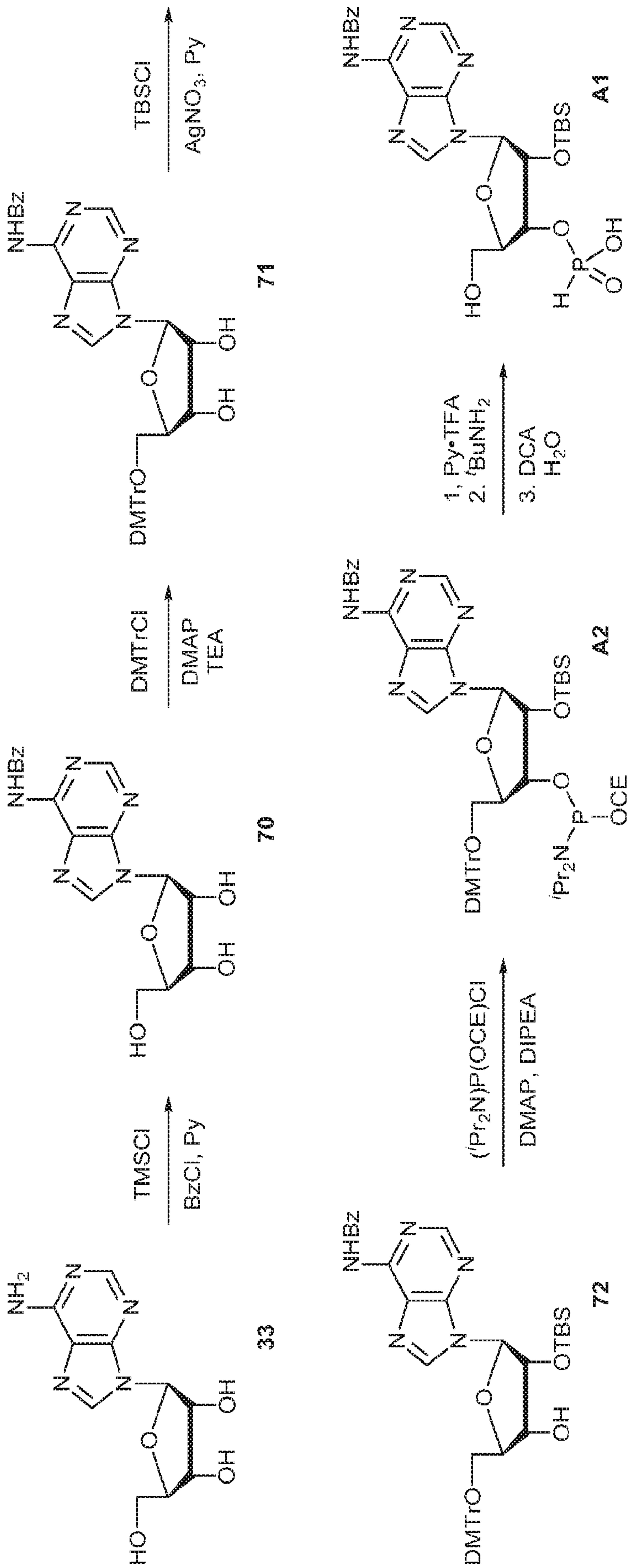
[0286] To a solution of **69** (2.50 g, 3.25 mmol) in THF (12 mL) is added TBAF (13.1 g, 50.1 mmol) and HOAc (1.50 g, 25.0 mmol, 1.43 mL) at 15 °C slowly. After stirring at 15 °C for 12 hours, the mixture is concentrated. The residue is then dissolved in DCM (20 mL), washed with water (5 mL × 2), dried over anhydrous sodium sulfate, filtered, and purified by silica gel column chromatography (MeOH/DCM = 1/20) to give **BC5** as a pale yellow solid (900 mg, 53% yield). (MS: [M+H]⁺ 528.2)

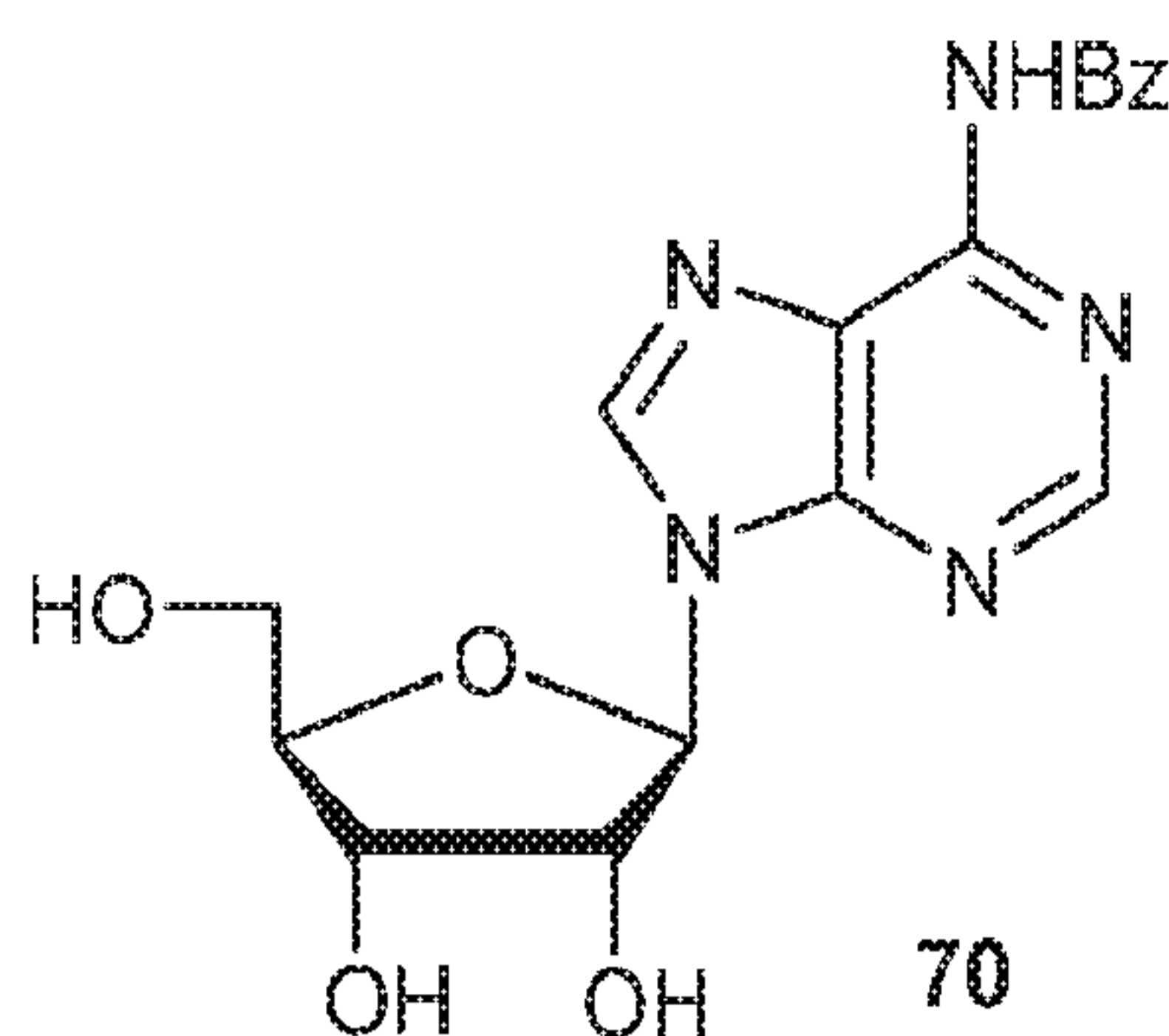
[0287] The following compounds are prepared essentially by the method for Intermediates **BC3** and **BC4** above.

Table 1. Intermediates BC6 and BC7

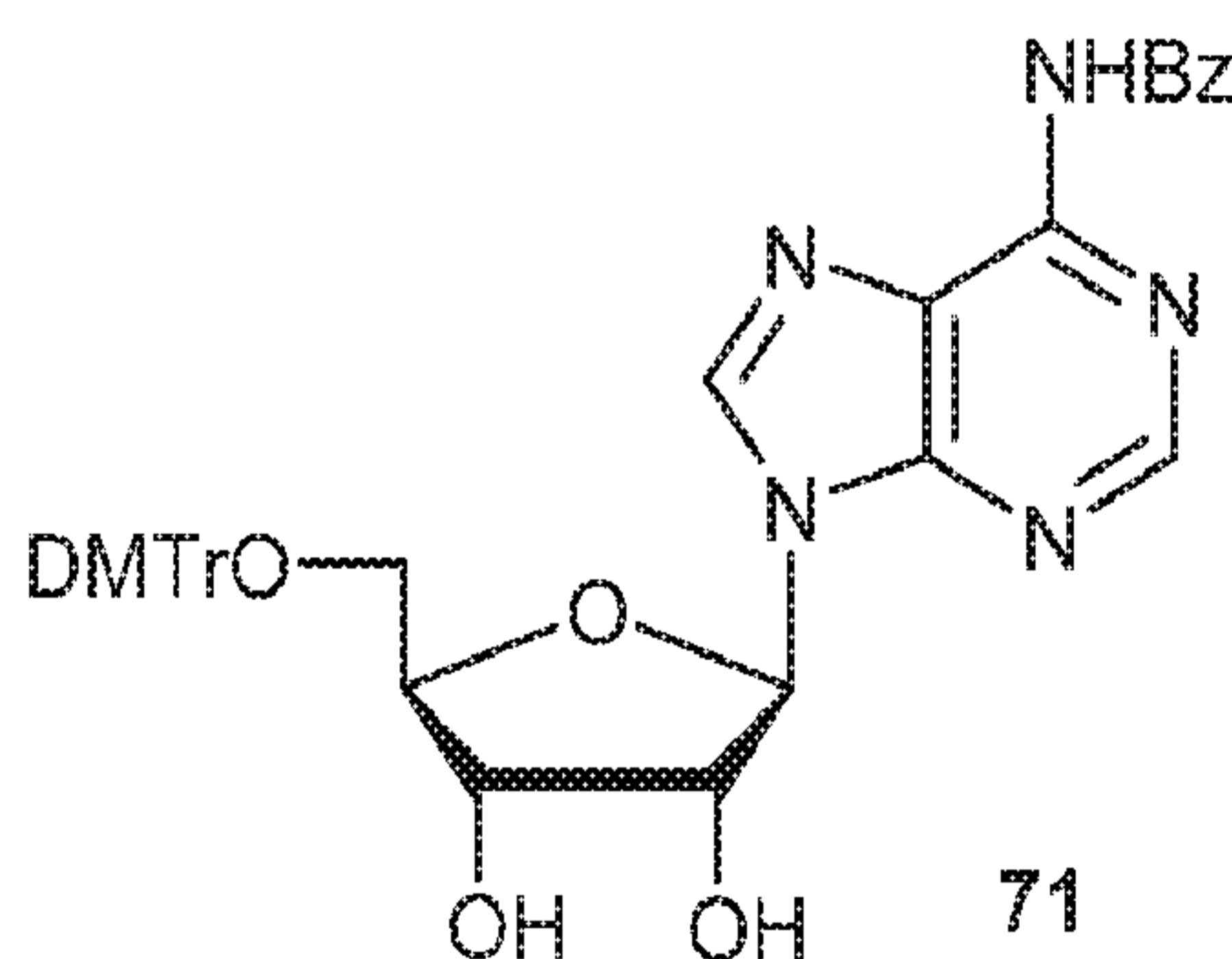
Starting Material	Product	Reference of Preparation
<p style="text-align: center;">51</p>	<p style="text-align: center;">BC6</p>	BC3
<p style="text-align: center;">55</p>	<p style="text-align: center;">BC7</p>	BC4

Preparation of A1 and A2:



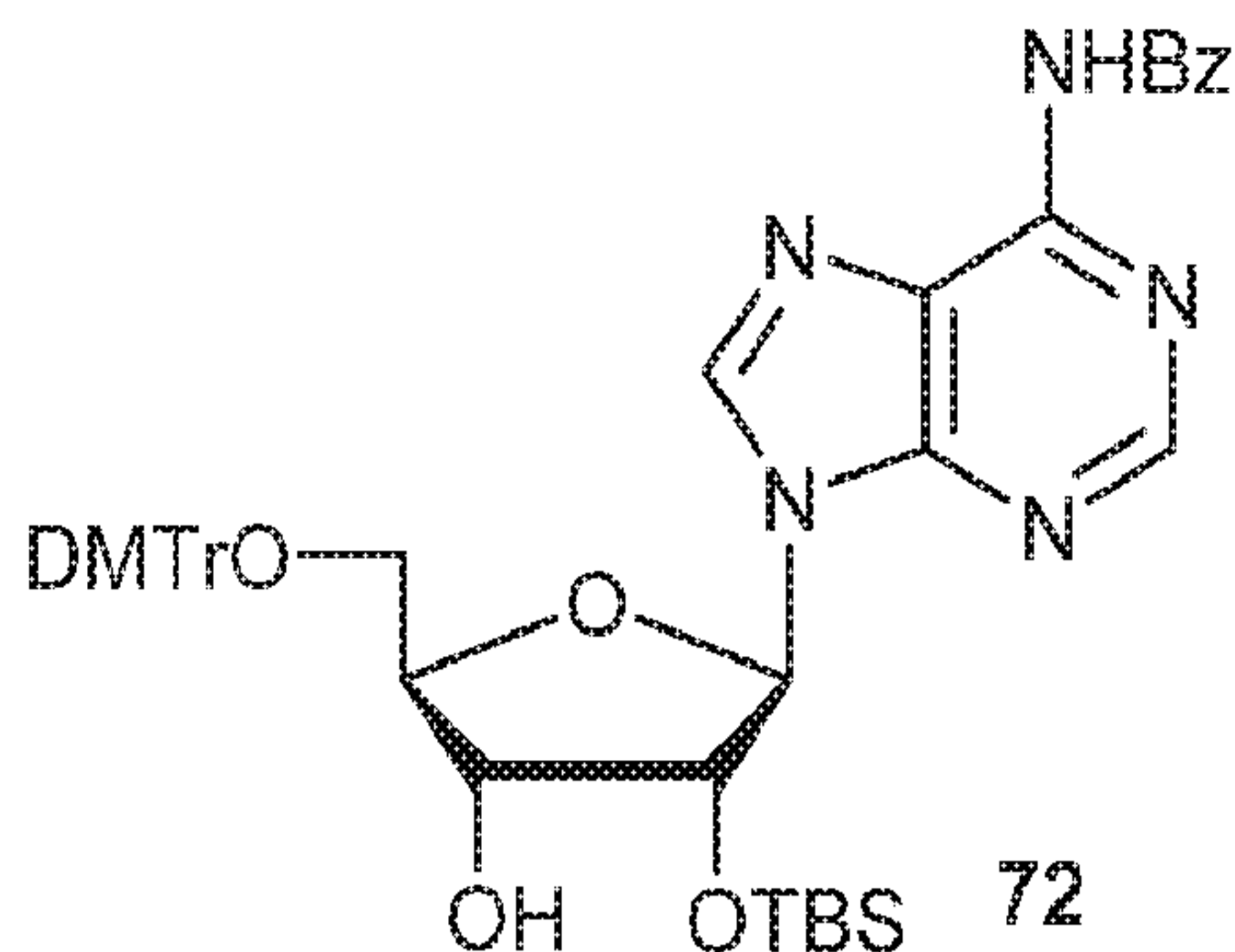
Step 1: benzoate 70

[0288] To a solution of **33** (120 g, 449 mmol) in Py (1.0 L) is added TMSCl (390 g, 3.59 mol, 454 mL). After stirring at 0 °C for 2 hours, benzoyl chloride (316 g, 2.25 mol, 261 mL) is added dropwise and the mixture is stirred at 25 °C for 14 hours before cooled to 0 °C. Water (240 mL) is then added and the mixture is stirred at 25 °C for 30 minutes before ammonium hydroxide (460 mL) is added at 0 °C. After stirring for 2 hours, the mixture is concentrated to give **70** as a white solid (150 g, 90% yield).

Step 2: diol 71

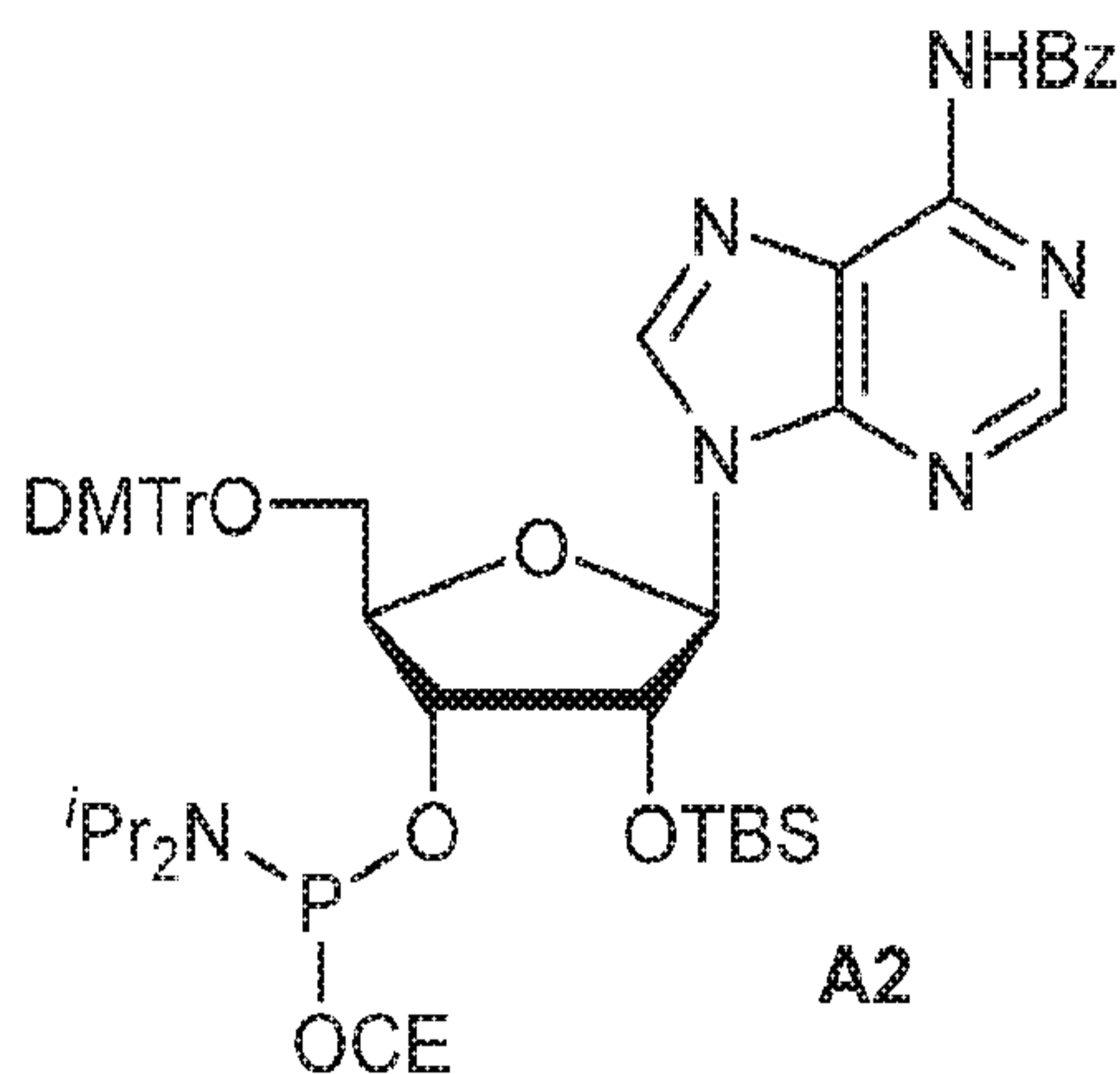
[0289] To a solution of **70** (150 g, 404 mmol) in Py (500 mL) is added DMTrCl (274 g, 808 mmol), TEA (81.8 g, 808 mmol, 112 mL) and DMAP (4.93 g, 40.4 mmol) at 0 °C. After stirring at 25 °C for 16 hours, saturated sodium bicarbonate aqueous solution (1 L) is added and the mixture is extracted with EtOAc (600 mL × 3). The combined organic layers are dried over anhydrous sodium sulfate, filtered, concentrated, and purified by silica gel column chromatography (EA/PE 1/4 to 1/2 then MeOH/DCM 1/100 to 1/20) to give **71** as a white solid (65.0 g, 24% yield).

Step 3: silyl ether 72



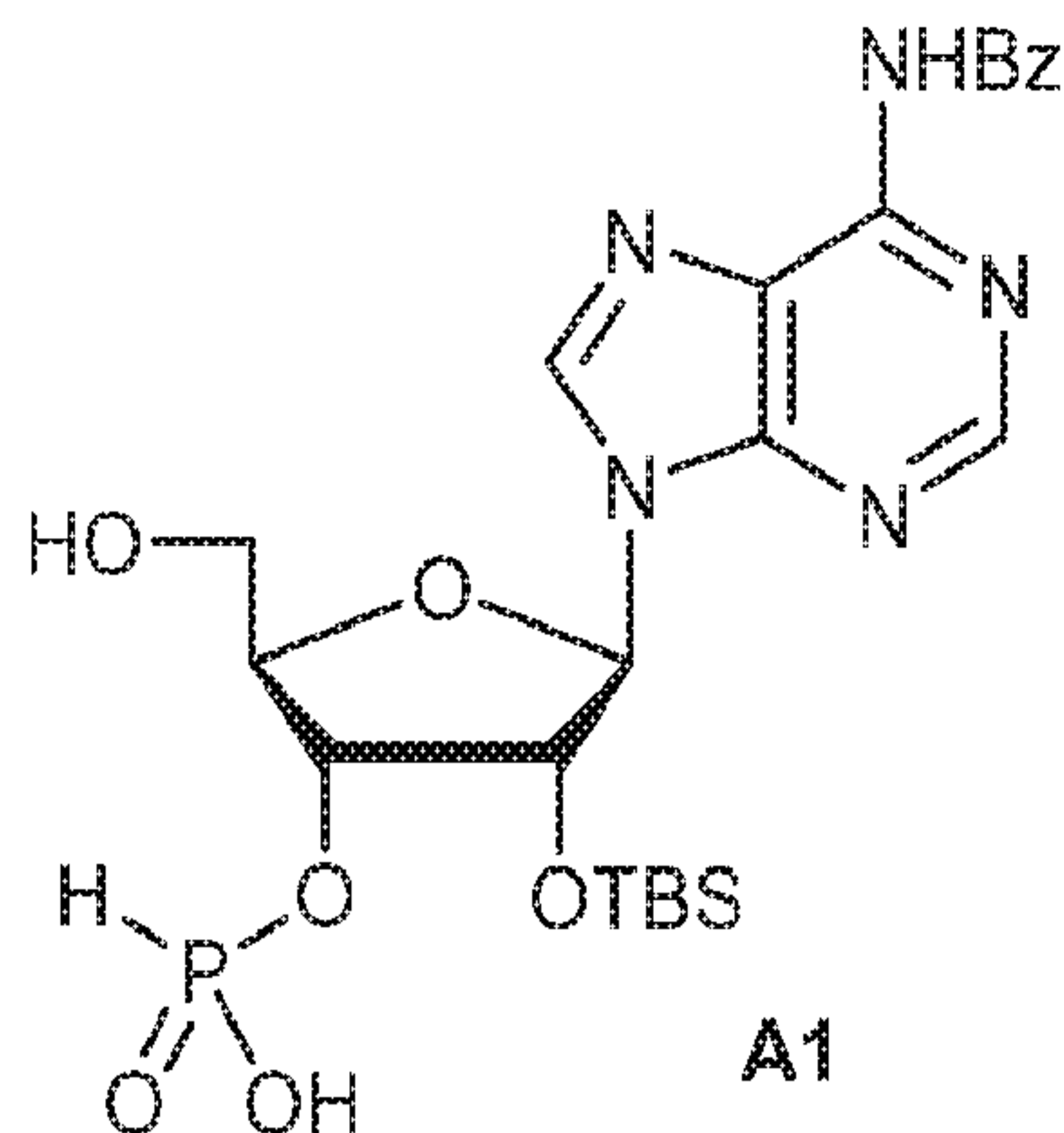
[0290] To a solution of **71** (65.0 g, 96.5 mmol) in Py (500 mL) is added silver nitrate (32.8 g, 193 mmol) and TBSCl (29.1 g, 193 mmol) at 25 °C. After stirring at 25 °C for 1 hour, saturated sodium bicarbonate aqueous solution (1 L) is added and the mixture is extracted with EtOAc (600 mL × 3). The combined organic layers are dried over anhydrous sodium sulfate, filtered, concentrated, and purified by silica gel column chromatography (EA/PE = 1/4 to 1/1) to give **72** as a white solid (20.0 g, 26% yield).

Step 4: A2

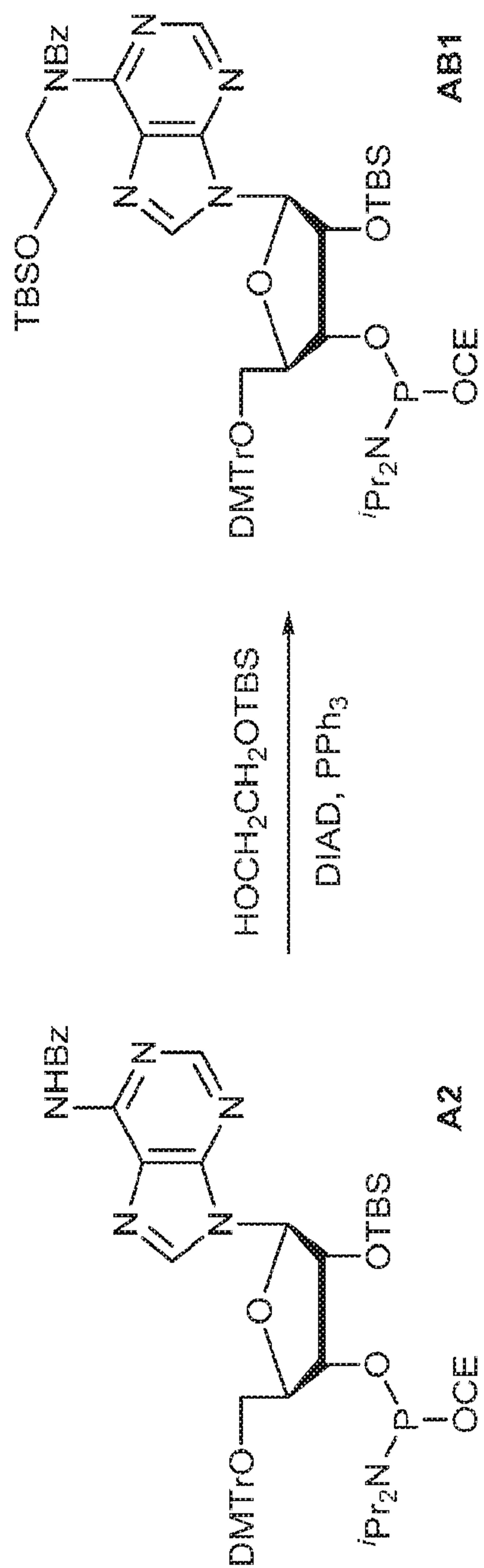


[0291] To a solution of **72** (12.0 g, 15.2 mmol) in DIPEA (15 mL) and DCM (30 mL) is added DMAP (744 mg, 6.09 mmol) and 2-cyanoethyl *N,N*-diisopropylchlorophosphoramidite (5.41 g, 22.9 mmol) at 25 °C. After stirring for 2 hours, the mixture is purified directly by basic silica gel column chromatography (EA/PE = 1/4 to 1/1) to give **A2** as a white solid (13.0 g, 86% yield).

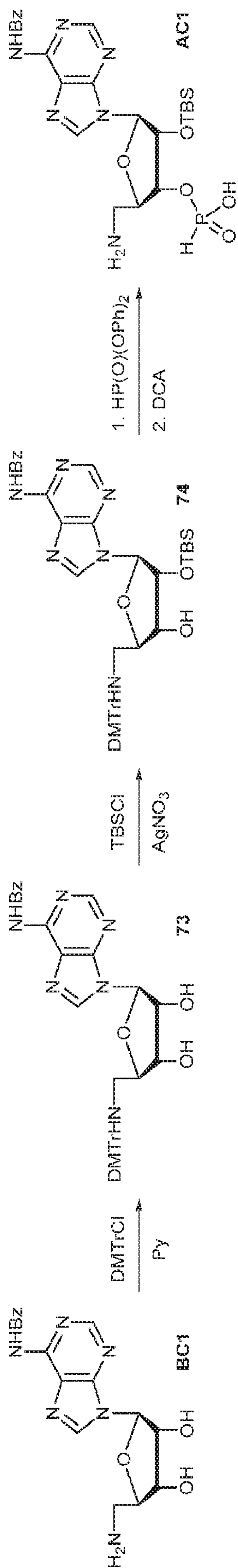
Step 5: A1

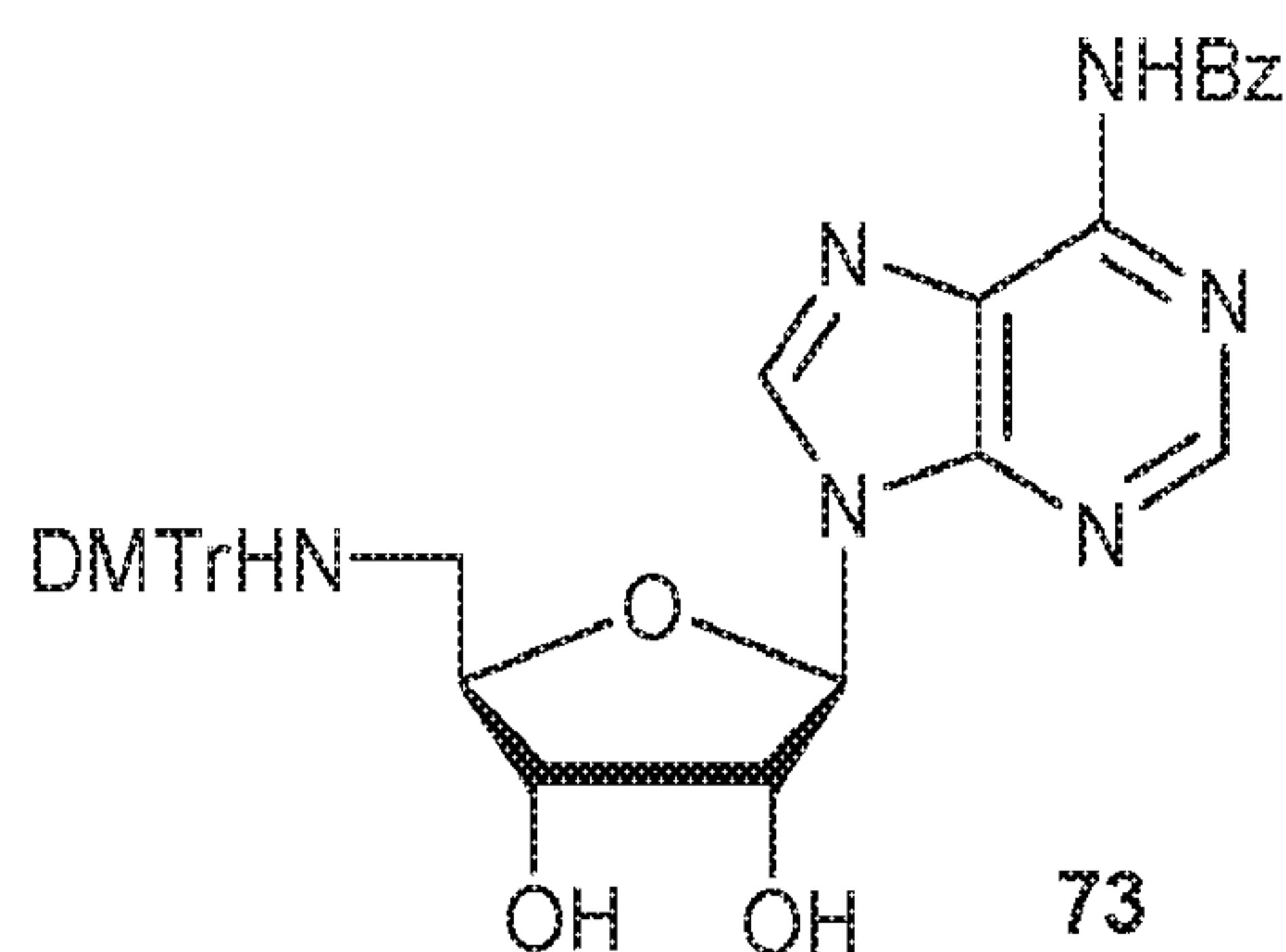


[0292] To a solution of **A2** (3.8 g, 3.9 mmol) in MeCN (20 mL) is added water (0.1 mL) and pyridinium trifluoroacetate (1.1 g, 5.8 mmol) at 25 °C and stirred for 5 minutes before *tert*-butylamine (14.0 g, 0.19 mmol) is added. After stirring for 15 minutes, the volatiles are removed and the residue is dissolved in DCM (20 mL). A solution of DCA (1.9 g, 14.6 mmol) in DCM (20 mL) is then added. After stirring for 30 minutes, TEA (3 mL) is added and the mixture is concentrated and purified by reverse-phase silica gel column chromatography (MeCN with 0.1% TEA/water = 0% to 100%) to give **A1**•TEA salt as a white solid (1.5 g, 71% yield). (MS: [M+H]⁺ 549.2)

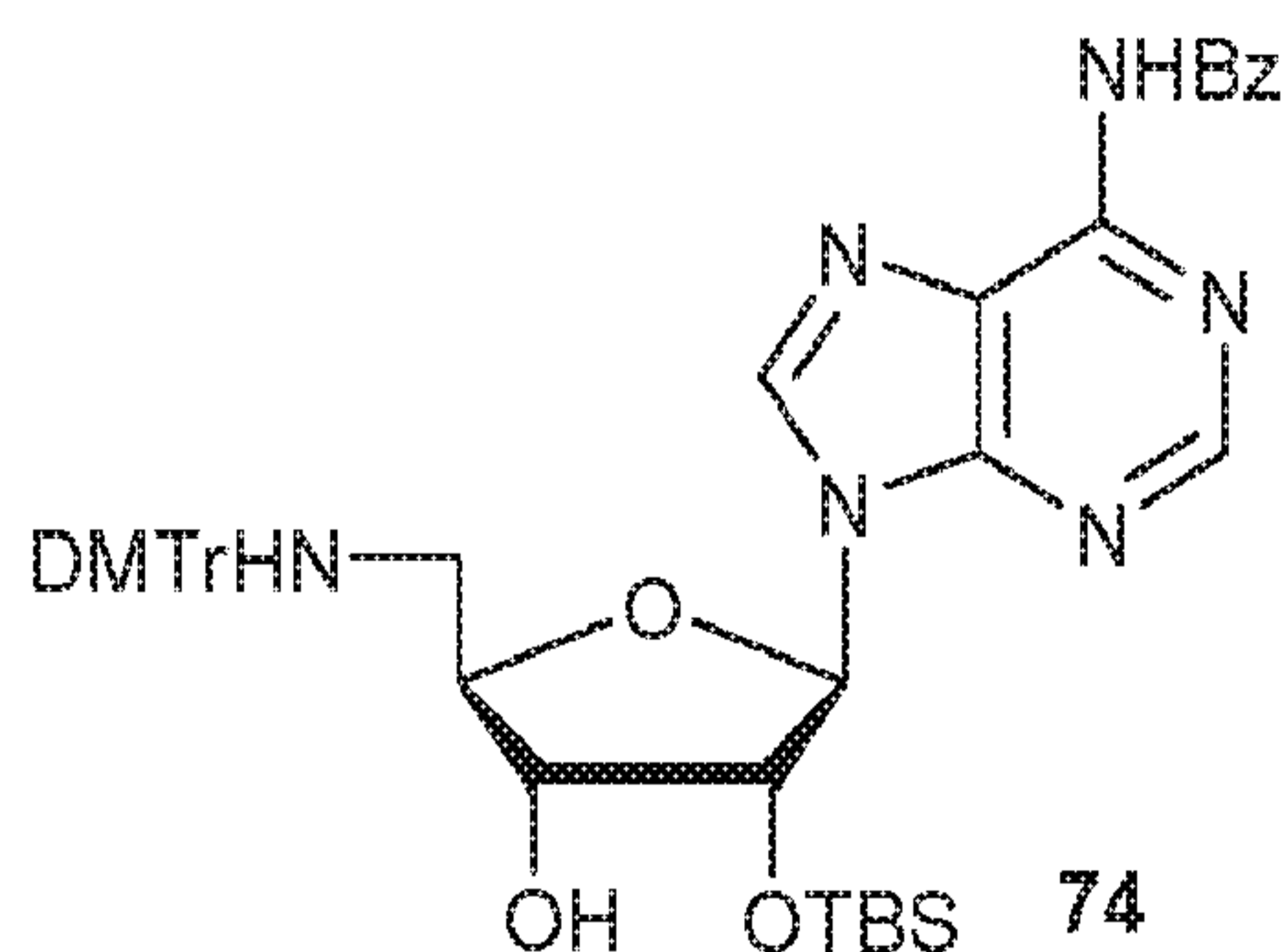
Preparation of AB1:

[0293] To a solution of **A2** (494 mg, 0.5 mmol) and triphenylphosphine (197 mg, 0.75 mmol), and 2-(*tert*-butyldimethylsilyloxy)ethanol (132 mg, 0.75 mmol) in THF (5 mL) is added DIAD (0.15 mL, 0.75 mmol). After stirring at room temperature for 5 hours, the mixture is concentrated and purified by silica gel column chromatography (EA/hexanes = 1/9 to 1/4) to give **AB1** as a white solid (230 mg, 40% yield).

Preparation of AC1:

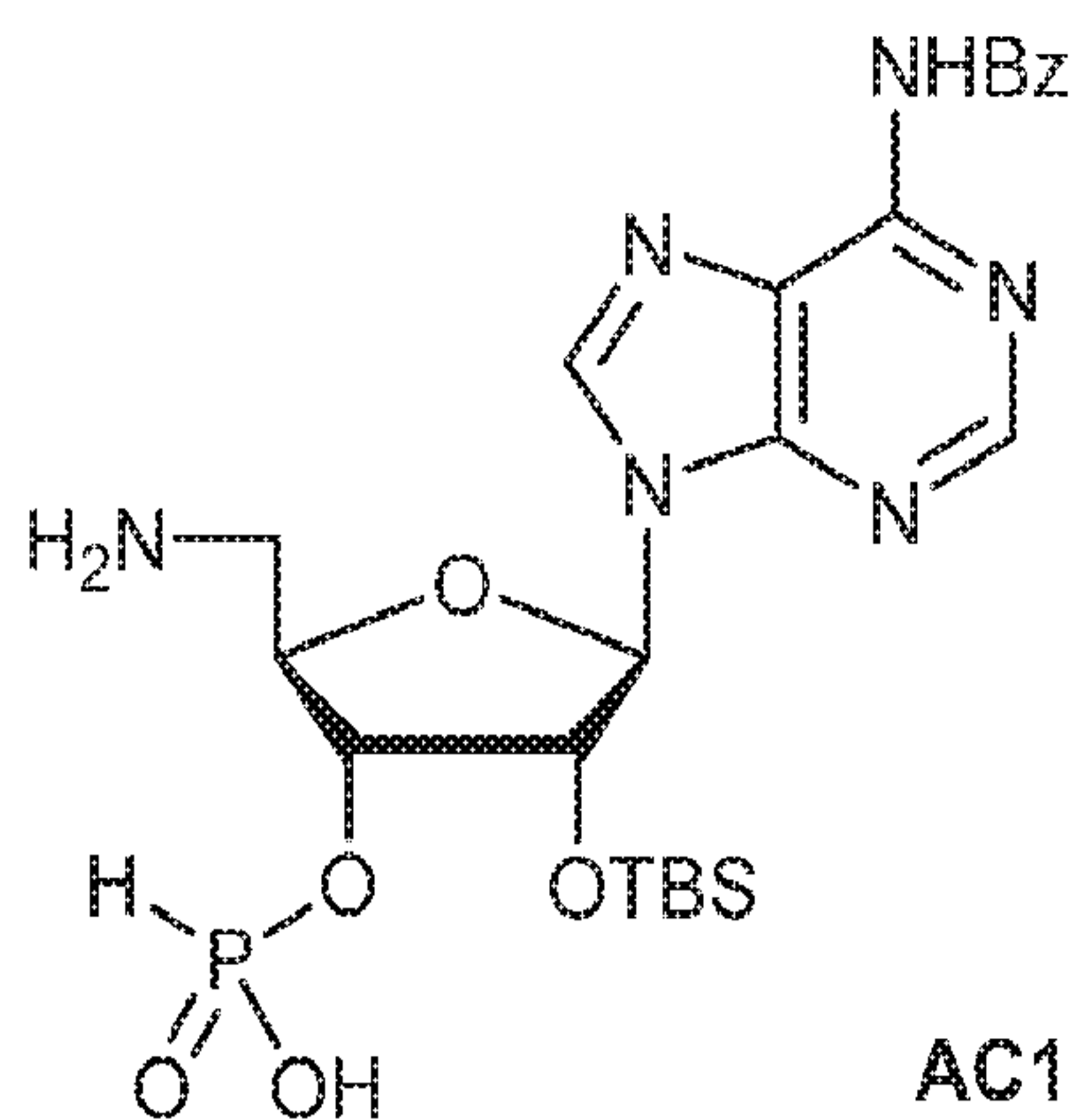
Step 1: diol 73

[0294] To a solution of crude **BC1** (39 g) in Py (40 mL) is added DMTrCl (35.9 g, 106 mmol) at 0 °C. After stirring at 25 °C for 16 hours, MeOH (50 mL) is added and the mixture is concentrated. The residue is then dissolved in DCM (600 mL), washed with saturated sodium bicarbonate aqueous solution and brine, concentrated, and purified by silica gel column chromatography (MeOH/DCM = 1/100 to 1/50) to give **73** as a pale yellow solid (34.0 g, 48% yield over two steps). (MS: $[M+H]^+$ 673.2)

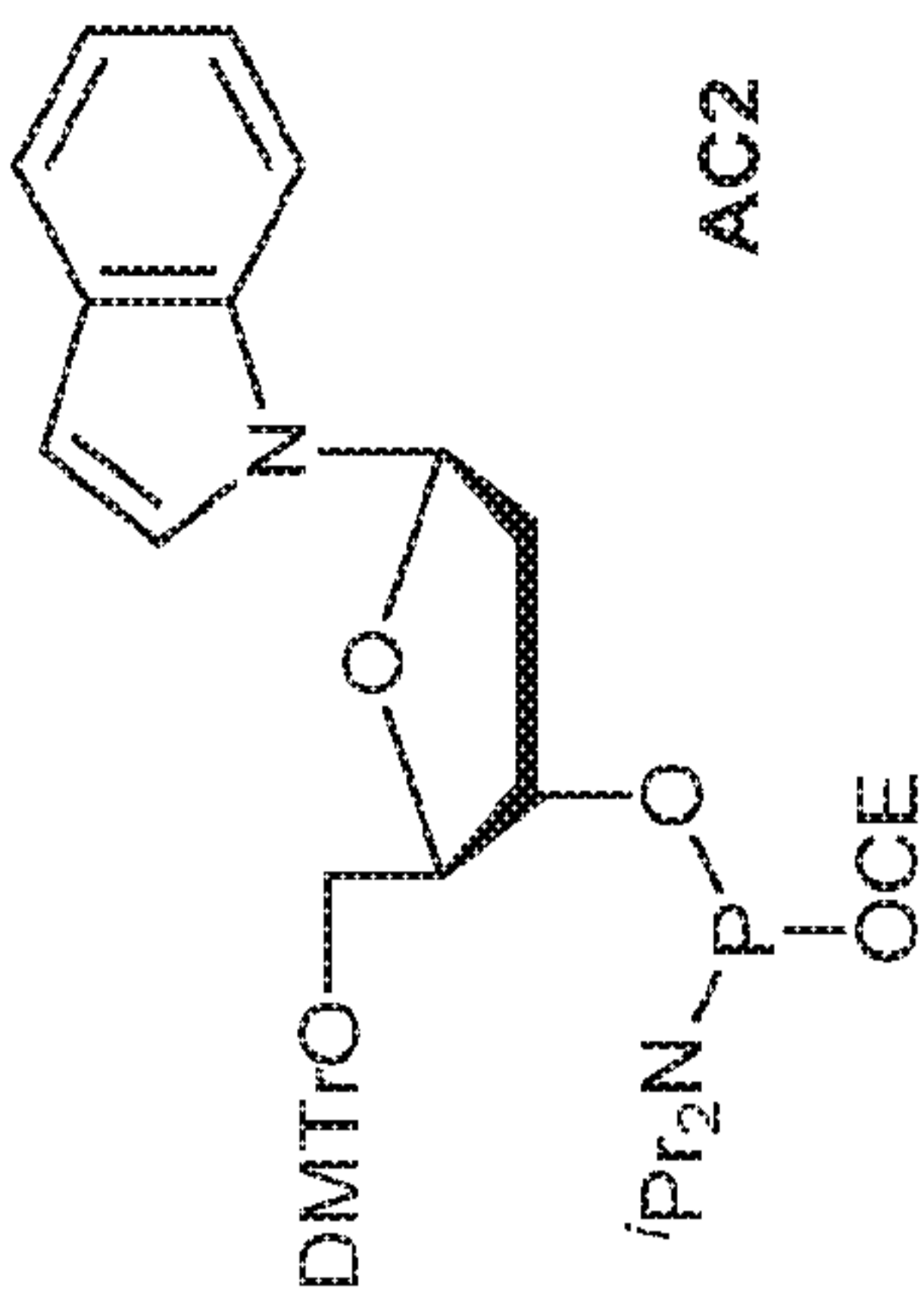
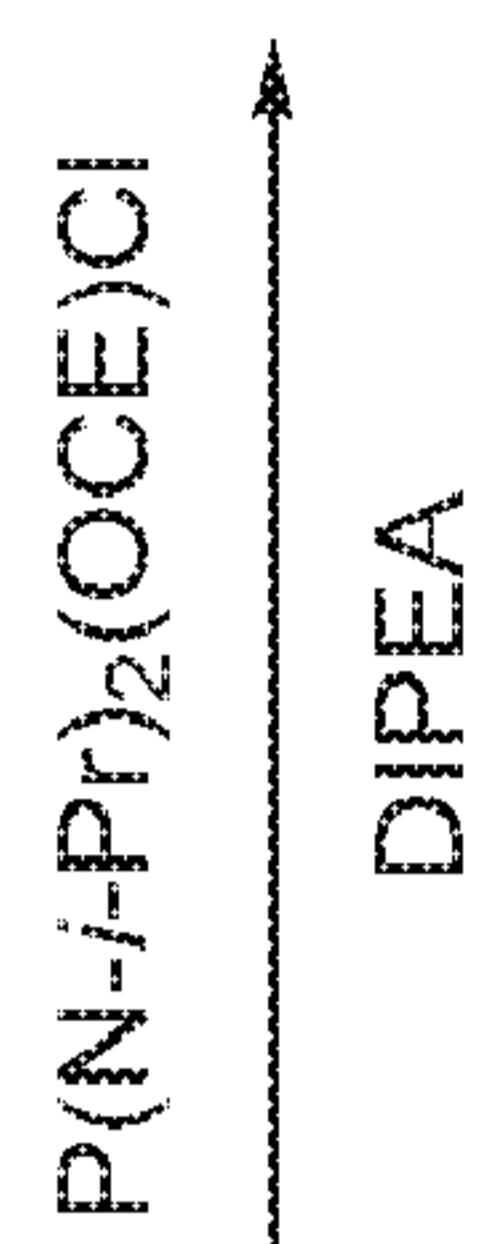
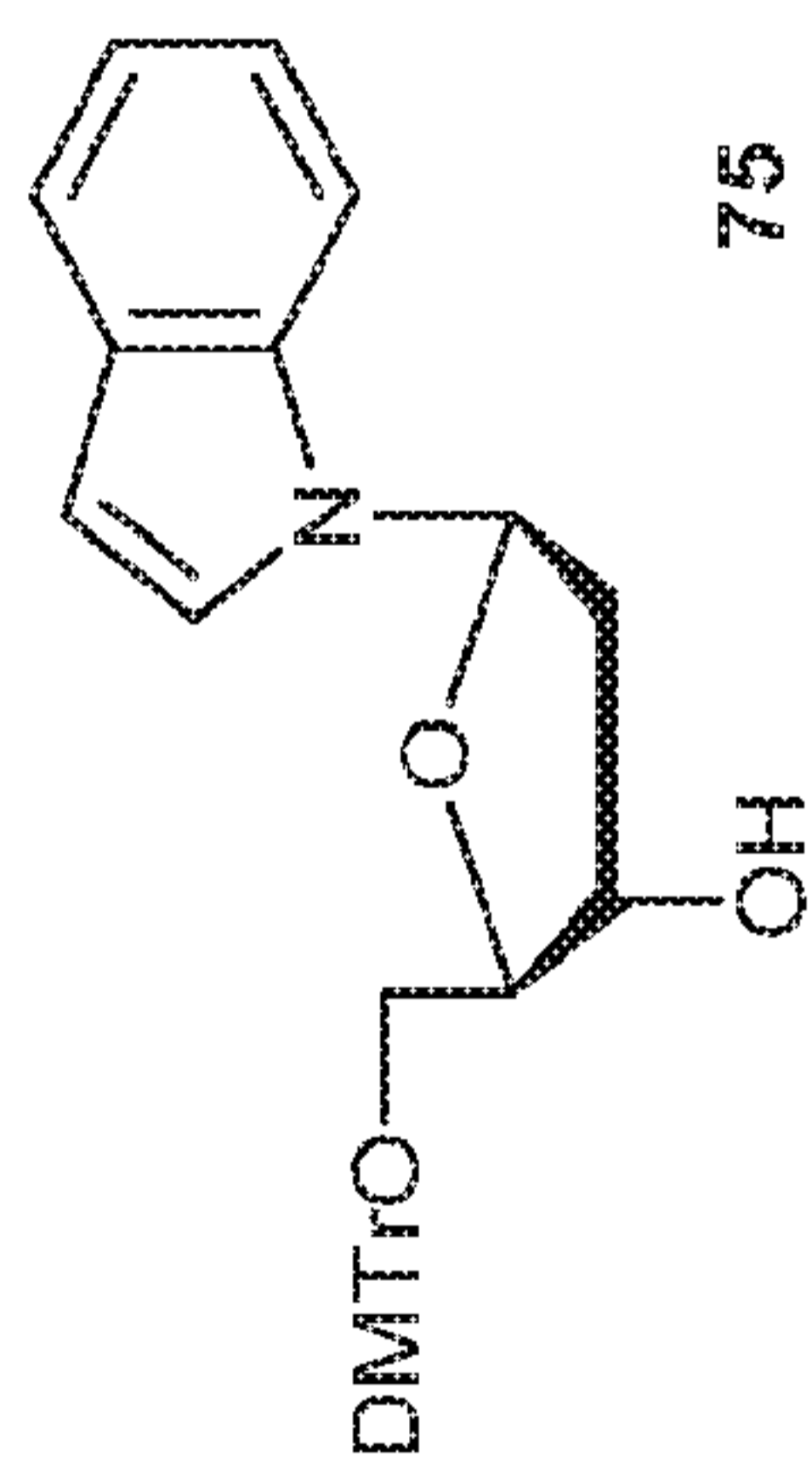
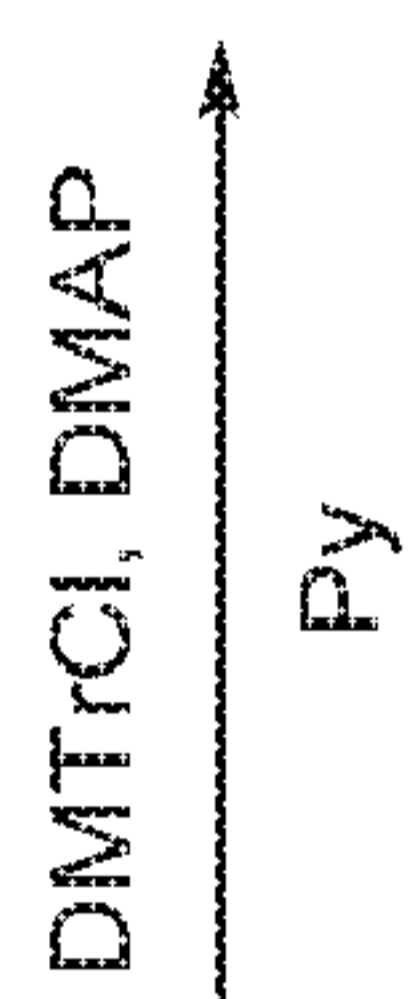
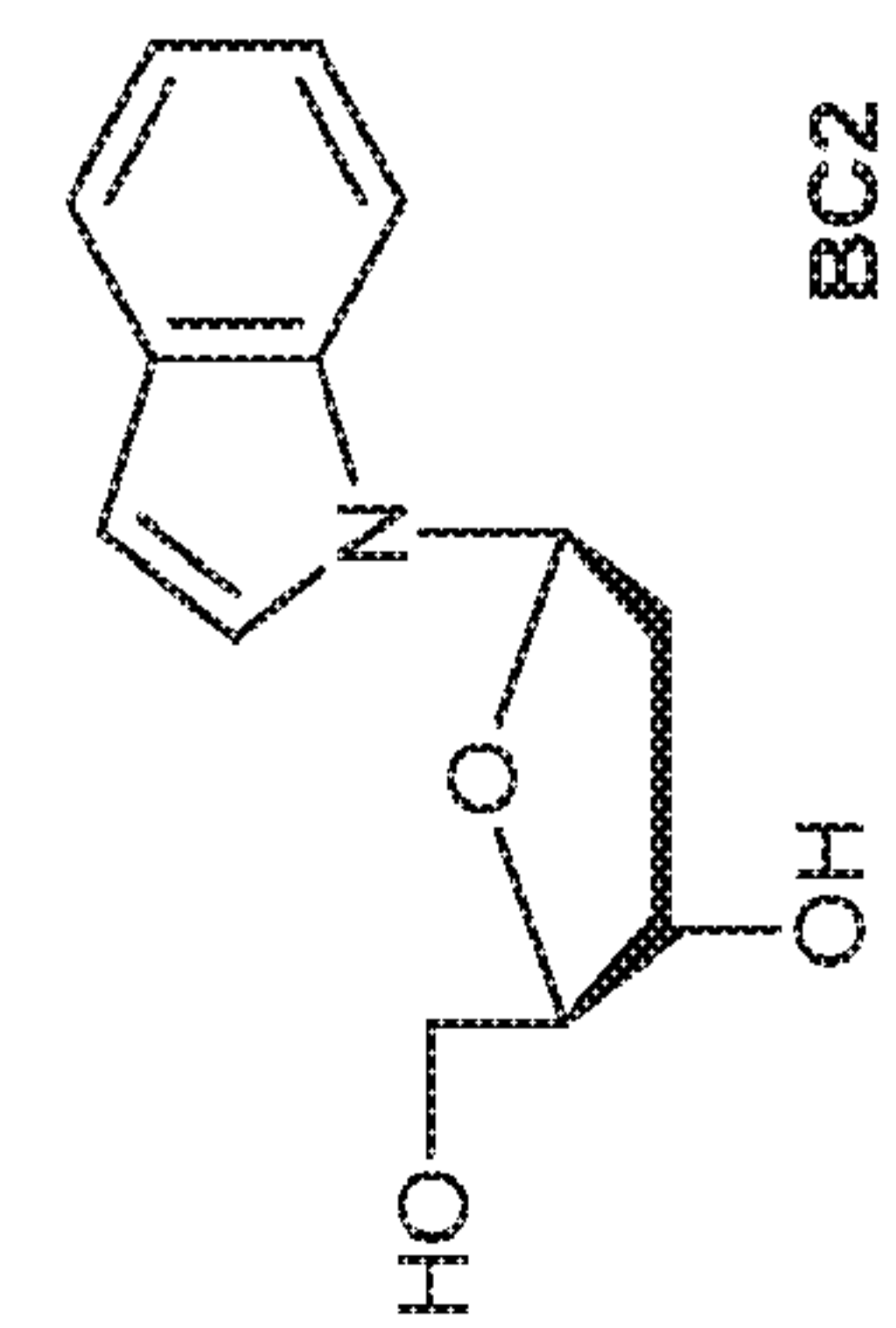
Step 2: silyl ether 74

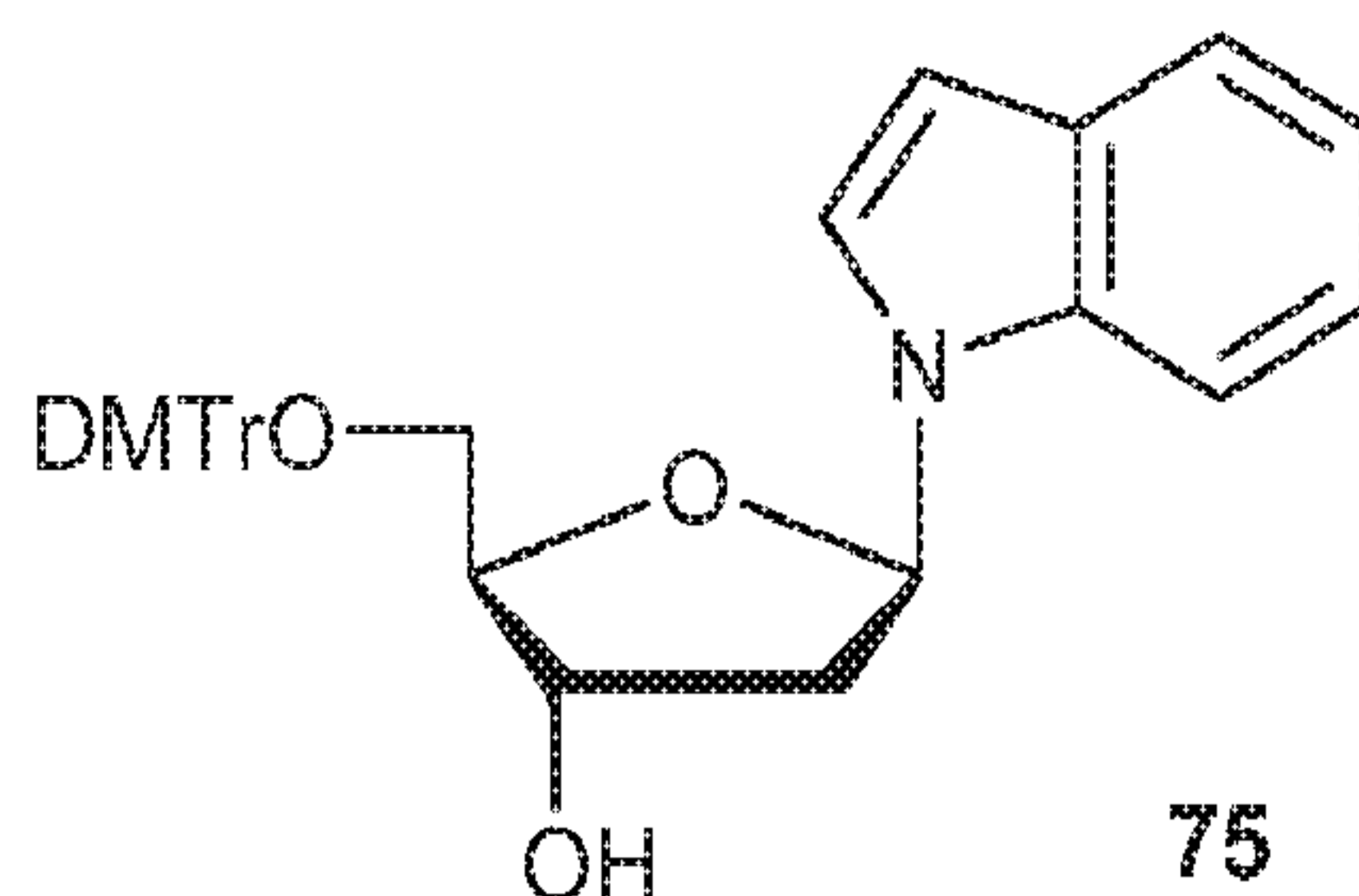
[0295] To a solution of **73** (1.0 g, 1.49 mmol) in Py (10 mL) is added silver nitrate (380 mg, 2.24 mmol, 0.38 mL) at 0 °C. After stirring for 15 minutes, TBSCl (270 mg, 1.79 mmol) is added and the mixture is stirred at 25 °C for 2 hours before saturated sodium bicarbonate aqueous solution is added. The mixture is then extracted with EA (10 mL) and the organic layer is washed with brine, concentrated, and purified by silica gel column chromatography (EA/PE = 1/5) to give **74** as a pale yellow solid (400 mg, 34% yield). (MS: $[M+H]^+$ 787.3)

Step 3: AC1

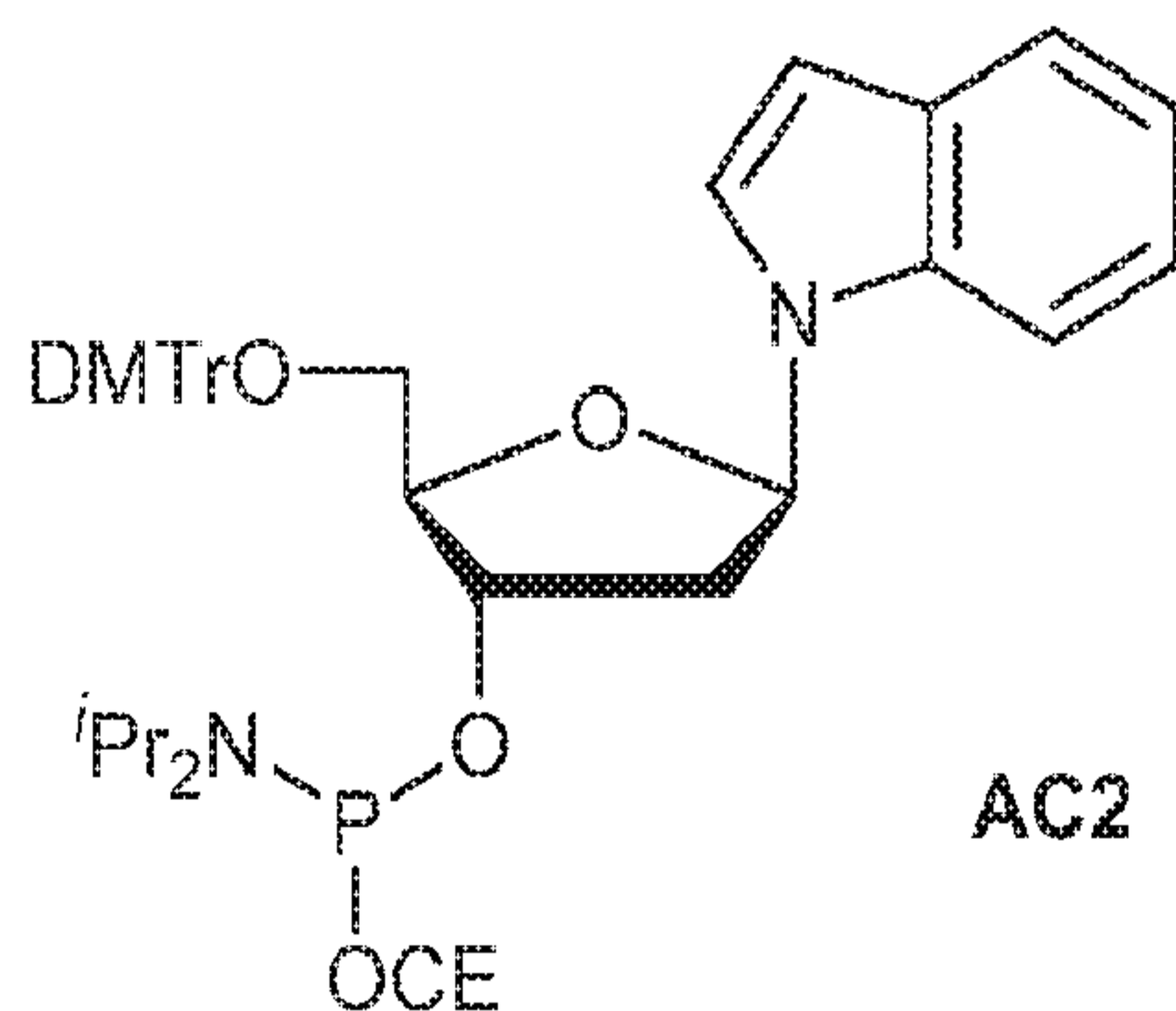


[0296] To a solution of 74 (1.0 g, 1.27 mmol) in Py (10 mL) is added diphenyl phosphite (80%, 744 mg, 2.54 mmol, 0.61 mL). After stirring at 20 °C for 1 hour, EA (2 mL) and saturated sodium bicarbonate aqueous solution (2 mL) are added and the mixture is stirred for 1 hour. The layers are separated and the organic layer is concentrated. The residue is then dissolved in DCM (1.0 mL) and DCA (164 mg, 1.27 mmol, 0.1 mL) is added. After stirring at 25 °C for 30 minutes, TEA (1 mL) is added and the solution is concentrated and purified by reverse-phase silica gel column chromatography (MeCN with 0.1% TEA/water = 0% to 100%) to give AC1 as a white solid (500 mg, 72% yield). (MS: [M+H]⁺ 549.2)

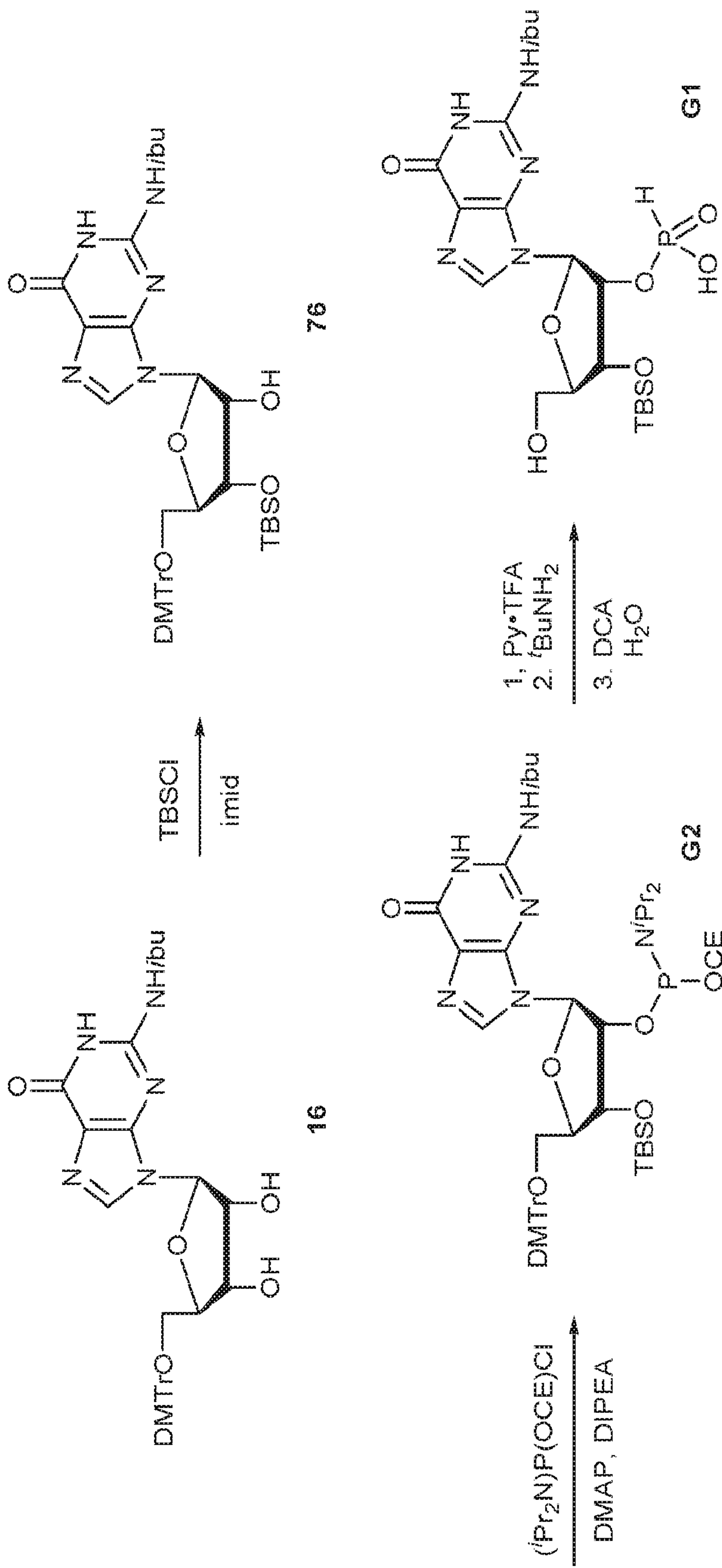
Preparation of AC2

Step 1: alcohol 75

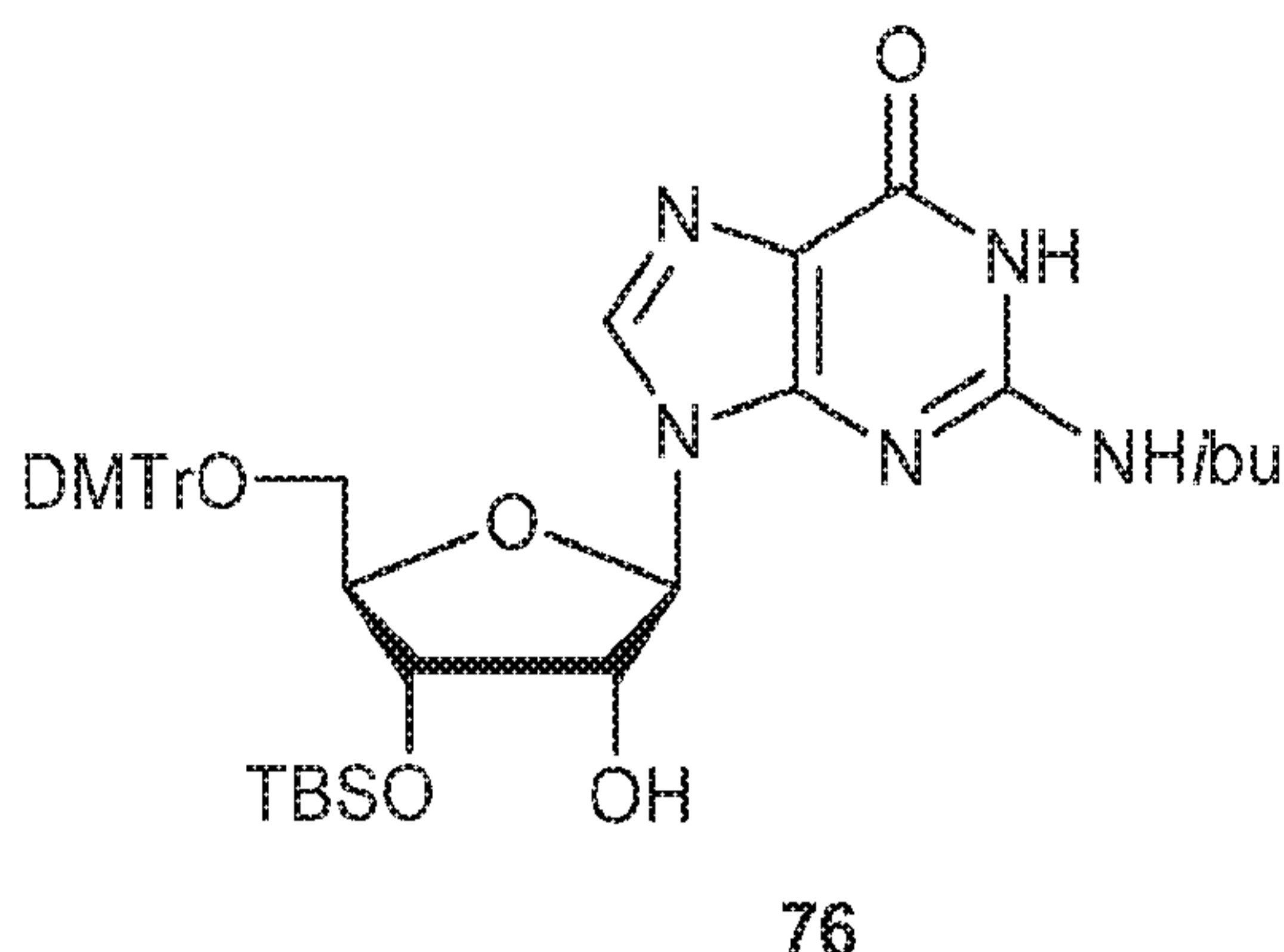
[0297] To a solution of **BC2** (348 mg, 1.49 mmol) in Py (15 mL) is added DMAP (18 mg, 0.15 mmol) and DMTrCl (0.66 g, 1.94 mmol). After stirring overnight, MeOH (3 mL) is added and the mixture is concentrated and purified by silica gel column chromatography (EA/hexanes = 1/4) to give **75** (662 mg, 83% yield). (MS: $[M+H]^+$ 536.2)

Step 2: AC2

[0298] To a solution of **75** (0.2 g, 0.37 mmol) in DCM (4 mL) is added DIEPA (0.15 g, 1.2 mmol, 0.2 mL) and 2-cyanoethyl *N,N*-diisopropylchlorophosphoramidite (0.14 g, 0.56 mmol, 0.13 mL). After stirring for 4 hours, the mixture is concentrated and purified by silica gel column chromatography (EA/hexanes with 1% TEA = 1/4) to give **AC2** (232 mg, 85% yield). (MS: $[M-N^iPr_2+H_2O]^+$ 653.2)

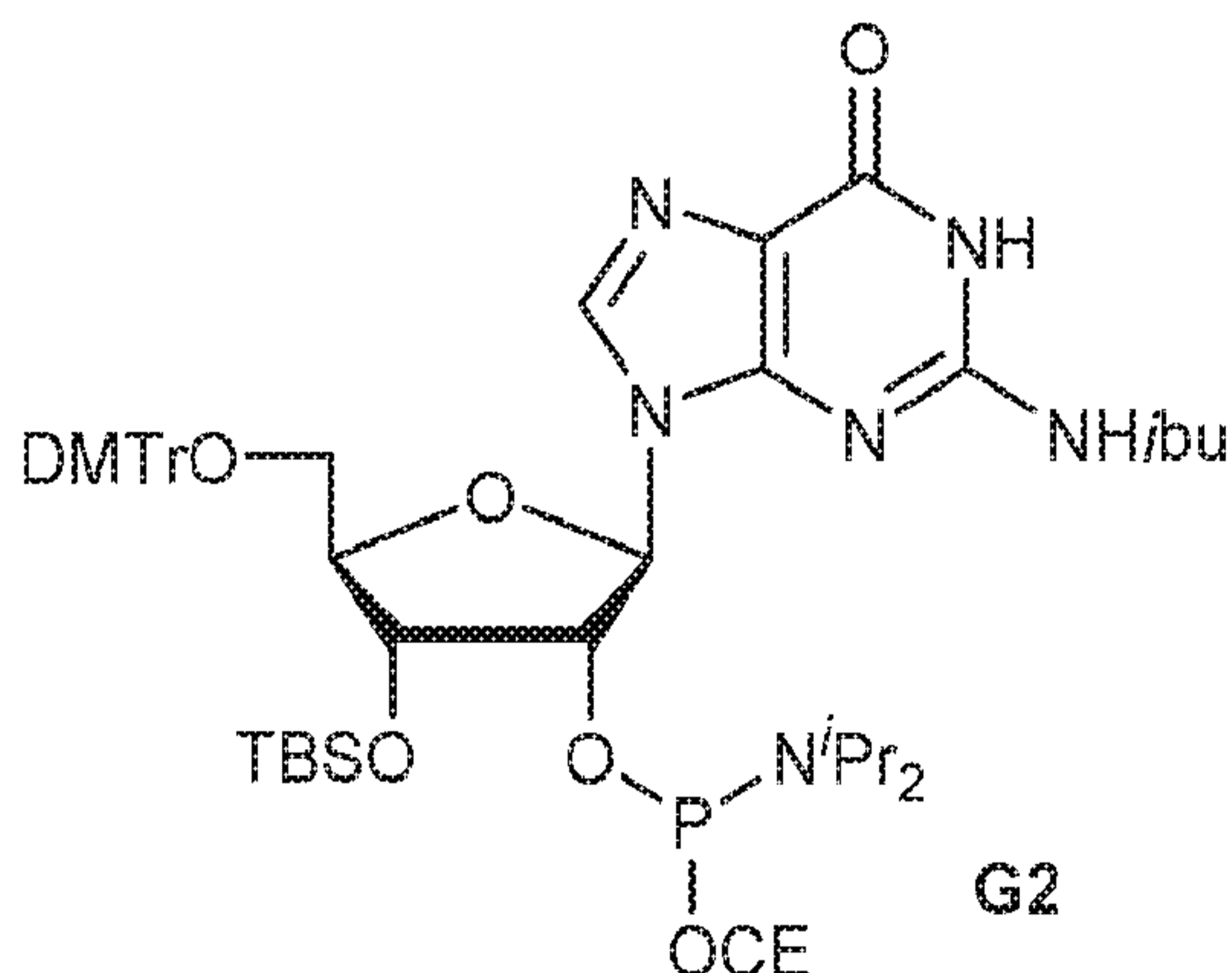
Preparation of G1 and G2:

Step 1: silyl ether 76



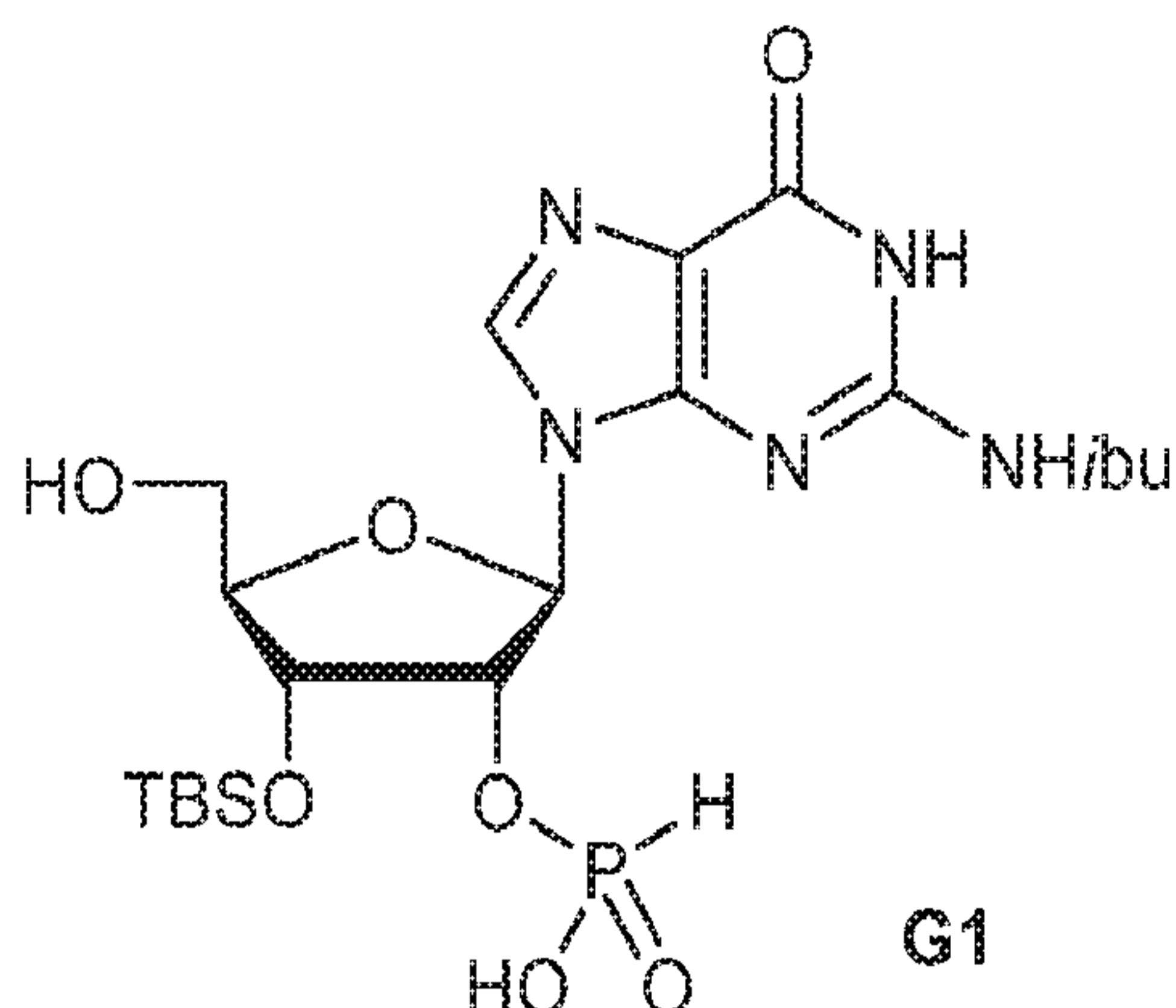
[0299] To a solution of **16** (11.0 g, 16.8 mmol) in DCM (80 mL) is added TBSCl (7.59 g, 50.3 mmol) and Imid (3.43 g, 50.3 mmol). After stirring at 25 °C for 16 hours, sodium bicarbonate aqueous solution (5%, 30 mL) is added and the mixture is extracted with DCM (60 mL × 3). The combined organic layers are washed with brine (100 mL), dried over anhydrous sodium sulfate, filtered, concentrated, and purified by basic silica gel column chromatography (EA/PE = 1/5 to 1/1) to **76** as a white solid (2.1 g, 16% yield).

Step 2: G2



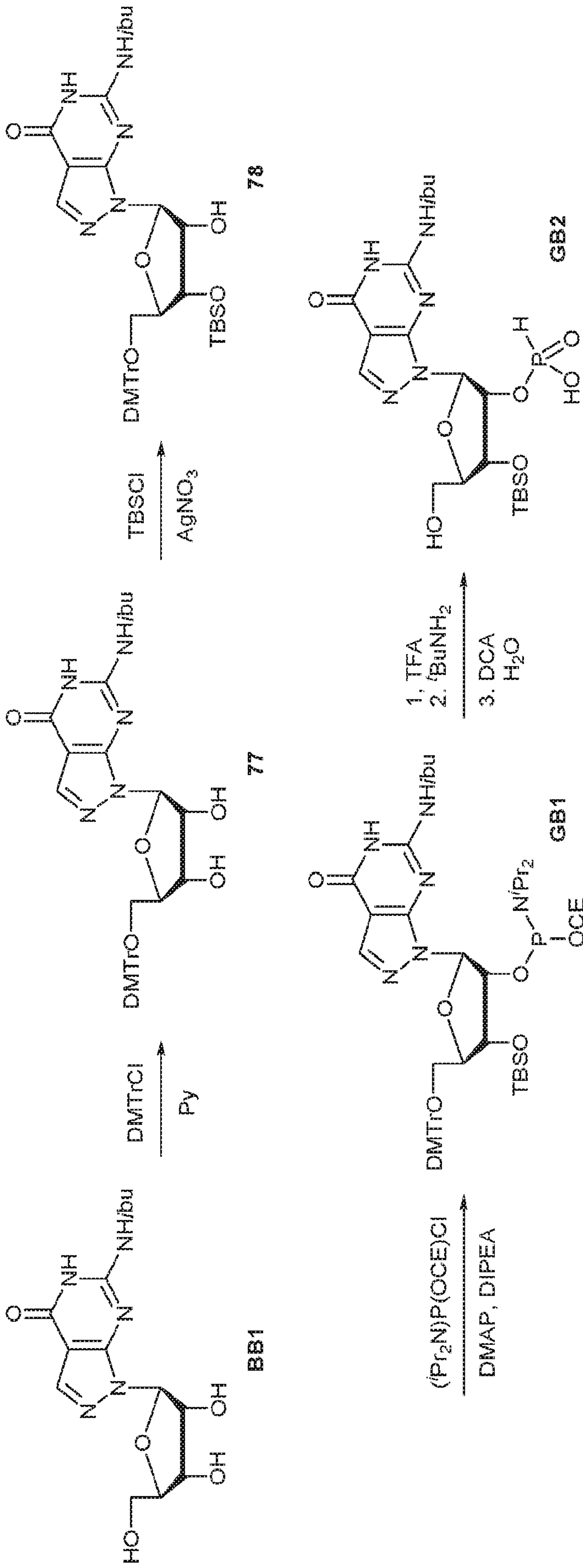
[0300] To a solution of **76** (900 mg, 1.17 mmol) in THF (4.0 mL) and DIEPA (4.0 mL) is added DMAP (14.3 mg, 0.12 mmol) followed by 2-cyanoethyl *N,N*-diisopropylchlorophosphoramidite (415 mg, 1.76 mmol) dropwise at 0 °C. After stirring at 20–25 °C for 2 hours, sodium bicarbonate aqueous solution (5%, 15 mL) is added at 0 °C. The mixture is then diluted with water (15 mL) and extracted with EA (15 mL × 3). The combined organic layers are washed with brine (10 mL), dried over anhydrous sodium sulfate, filtered, concentrated, and purified by silica gel column chromatography (acetone/PE = 1/10 to 1/3) to give **G2** as a white solid (600 mg, 53% yield).

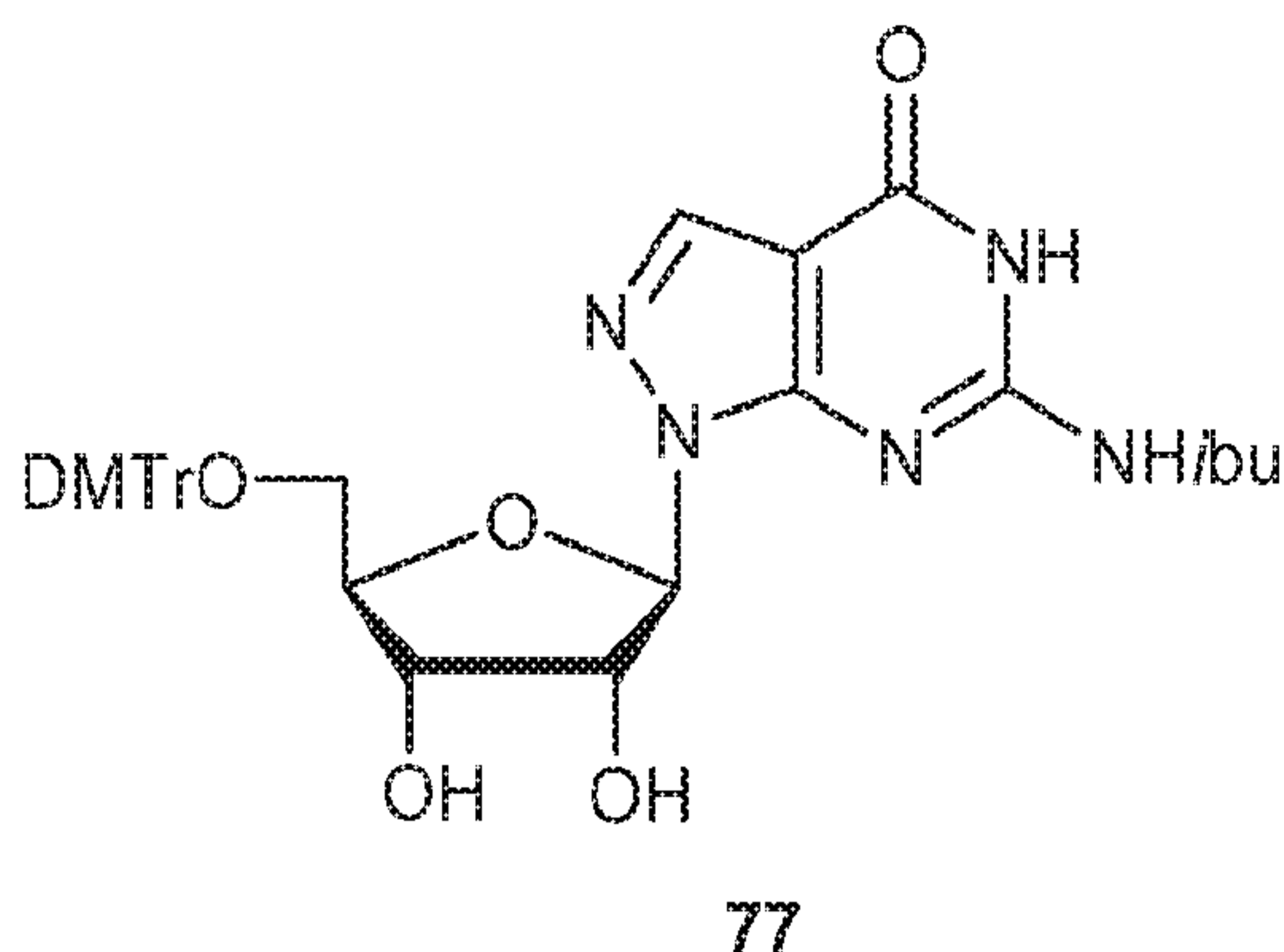
Step 3: G1



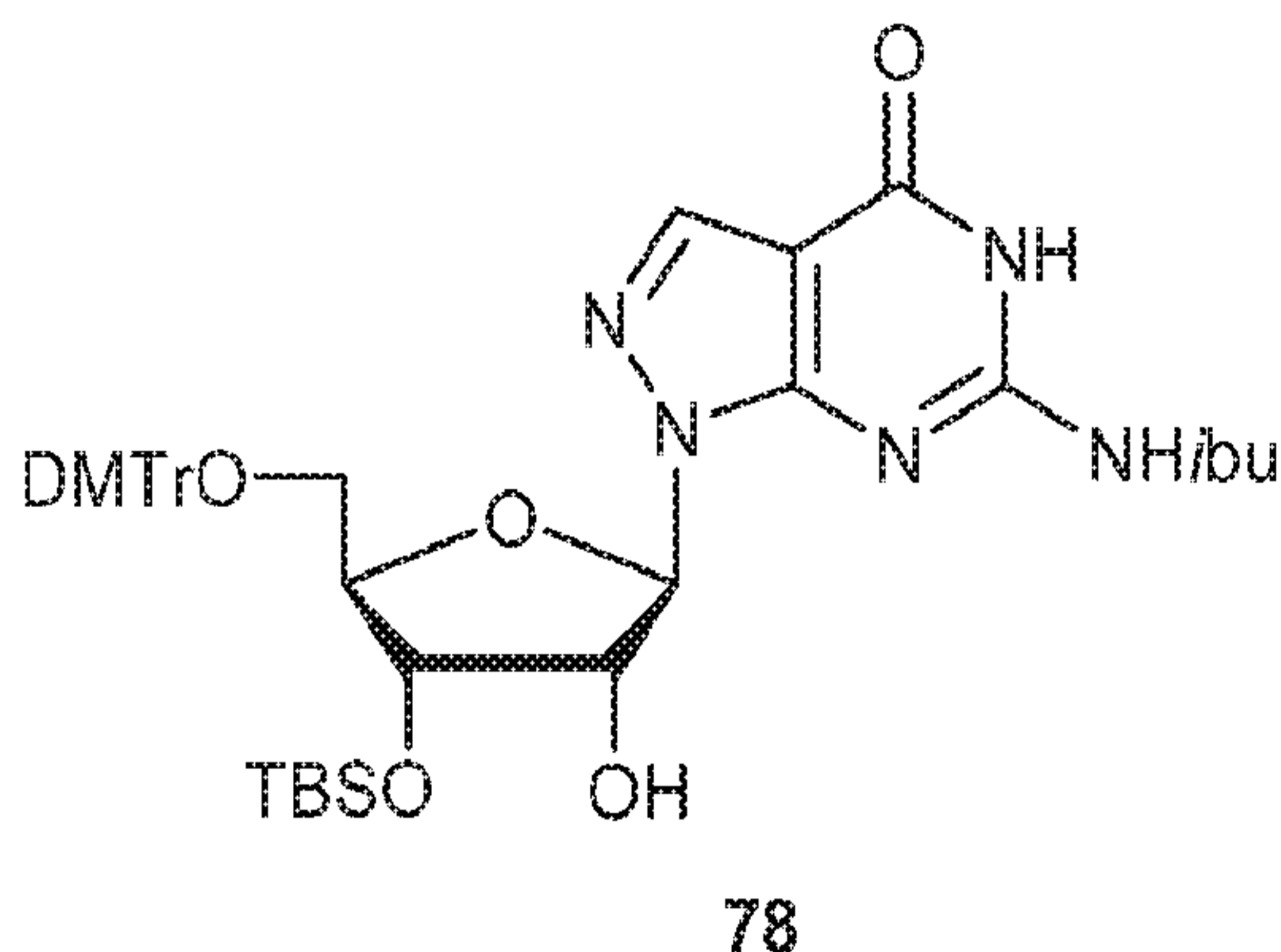
[0301] To a solution of **G1** (7.0 g, 7.22 mmol) in MeCN (30 mL) is added water (0.11 mL) and pyridinium trifluoroacetate (4.18 g, 21.7 mmol) at 25 °C. After stirring at 25 °C for 15 minutes, *tert*-butylamine (37 mL) is added and the mixture is stirred at 25 °C for 45 minutes before concentrated. The residue is then dissolved in DCM (30 mL) and a solution of DCA in DCM (6% v/v, 30 mL) is added dropwise. After stirring at 20–25 °C for 30 minutes, DCM (30 mL) and TEA (4 mL) are added. The mixture is then concentrated, dissolved in a mixture of MeCN (5 mL) and water (5 mL), and purified by C18 reverse-phase medium pressure liquid chromatography (MeCN with 0.1% TEA/water = 0% to 60%) to give **G1**•TEA salt as a yellow solid (2.30 g, 56% yield). (MS: [M+H]⁺ 532.3)

Preparation of GB1 and GB2:



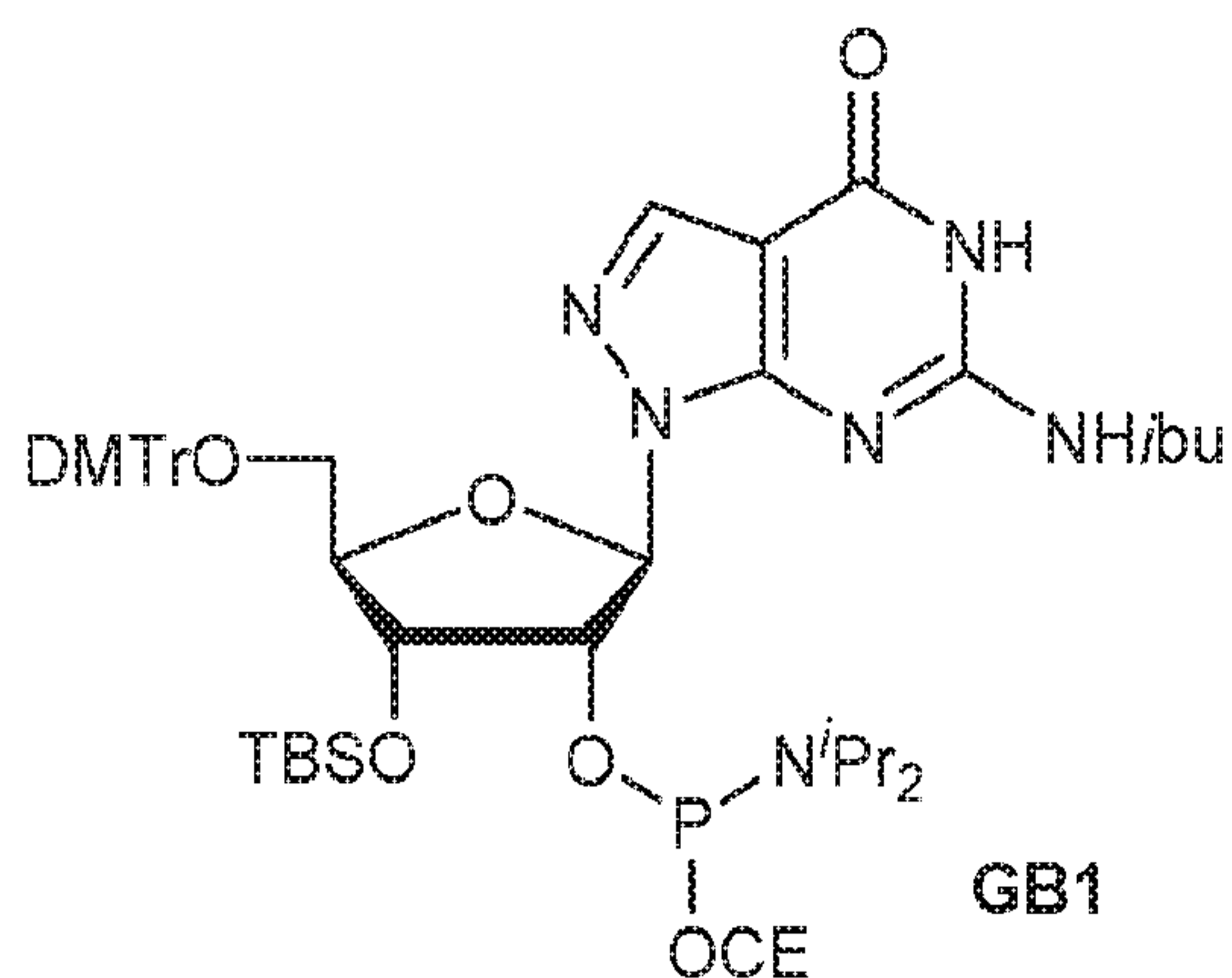
Step 1: diol 77

[0302] To a solution of two batches of the crude **BB1** (8.0 g) obtained above in Py (50 mL) is added DMTrCl (9.2 g, 27.2 mmol). After stirring at 20–30 °C for 1 hour, MeOH (10 mL) is added and the mixture is concentrated and purified by silica gel column chromatography (EA/PE = 1/5 to MeOH/DCM = 1/20) to give **77** as a yellow solid (11.0 g, 30% yield over two steps). (MS: $[M+Na]^+$ 678.2)

Step 2: silyl ether 78

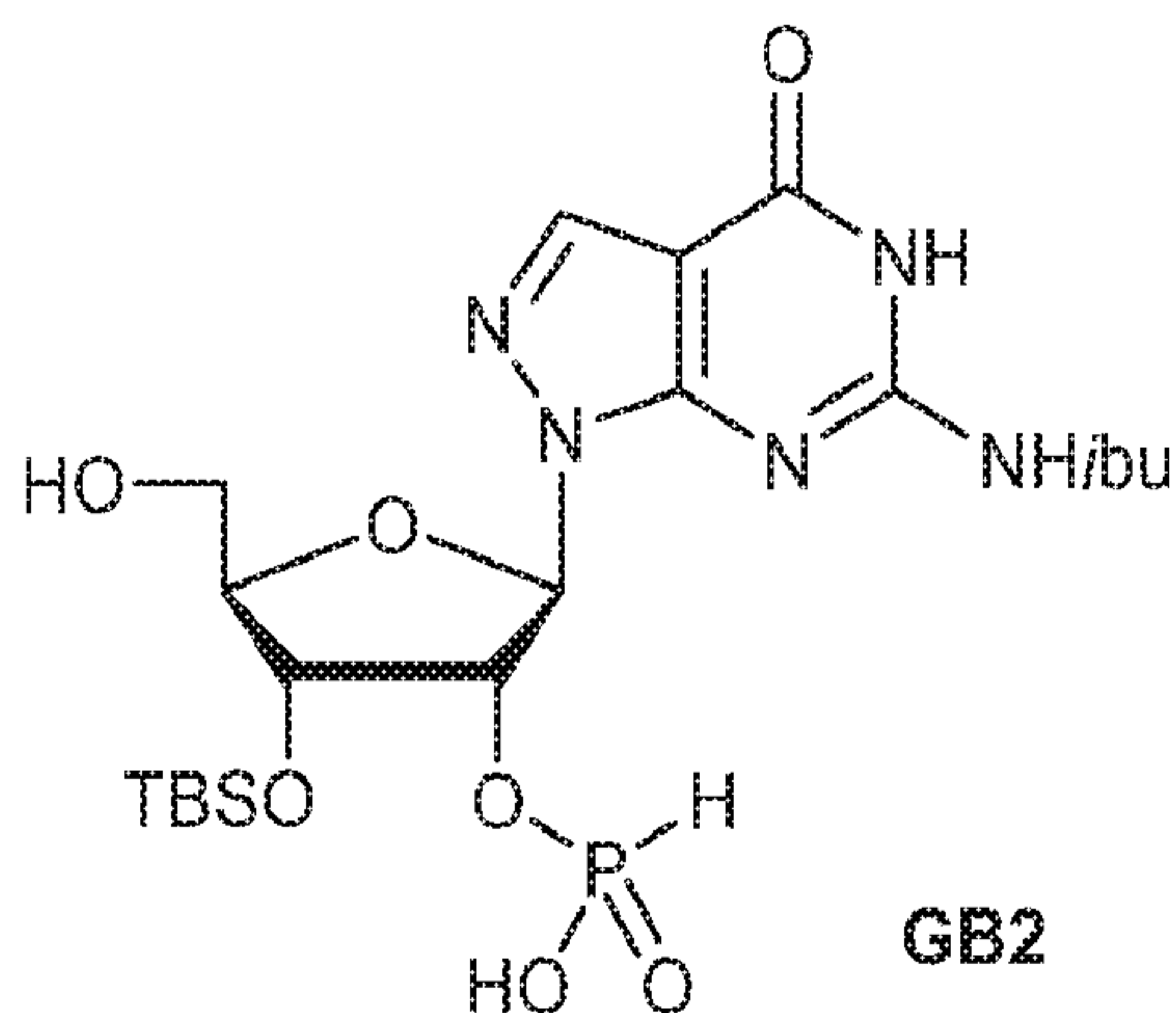
[0303] To a solution of **77** (9.0 g, 14.0 mmol) in Py (50 mL) is added TBSCl (2.48 g, 16.5 mmol) and silver nitrate (5.83 g, 34.3 mmol). After stirring at 25–30 °C for 30 minutes, saturated sodium bicarbonate aqueous solution is added. The mixture is then extracted with DCM (200 mL × 2), and the combined organic layers are washed with water (50 mL), brine (50 mL), dried over anhydrous sodium sulfate, filtered, concentrated, and purified by silica gel column chromatography (EA/PE = 1/10 to 1/5 to 1/3) to give **78** as a white foam (1.50 g, 14% yield). (MS: $[M+Na]^+$ 792.2)

Step 3: GB1

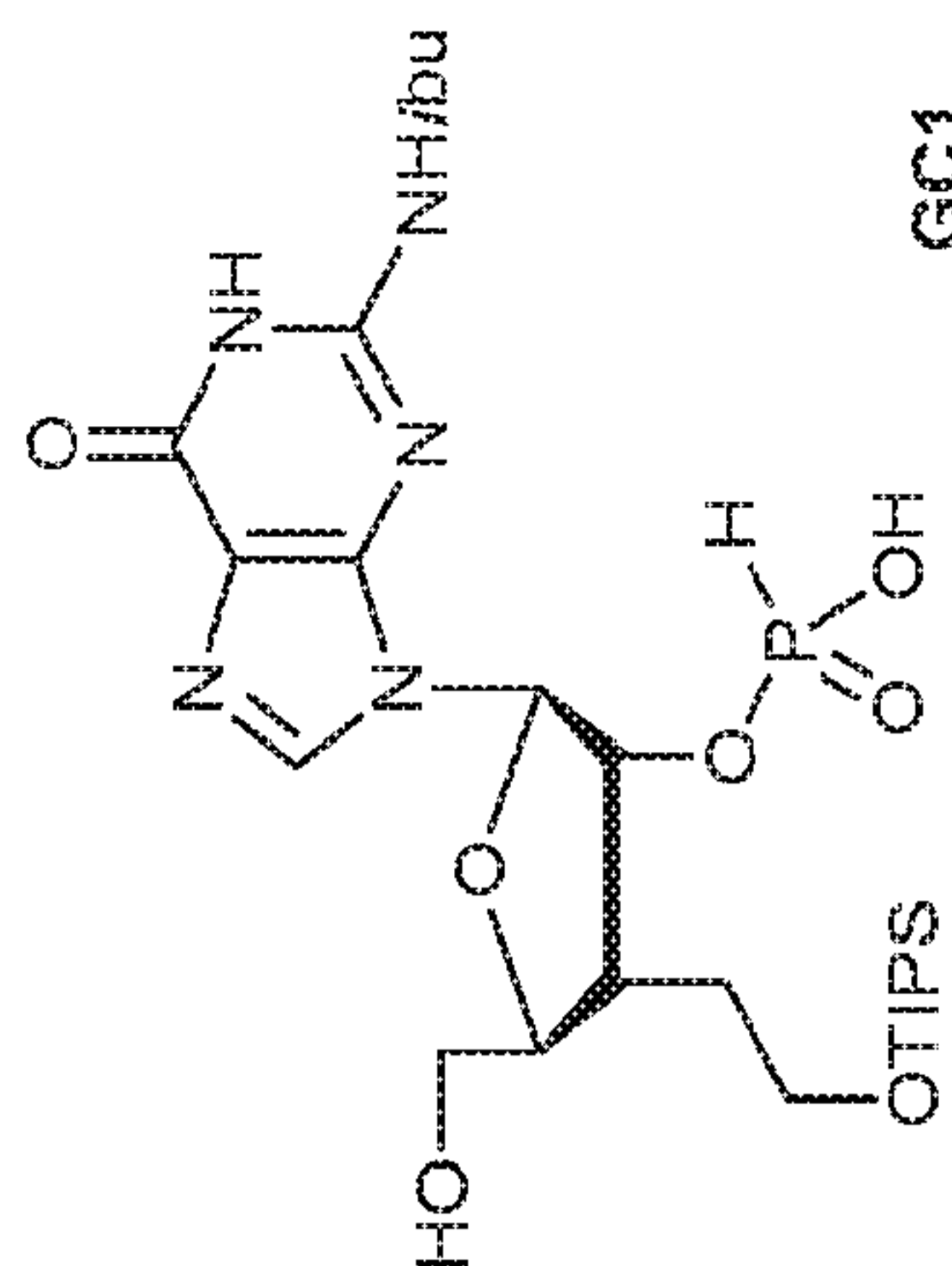
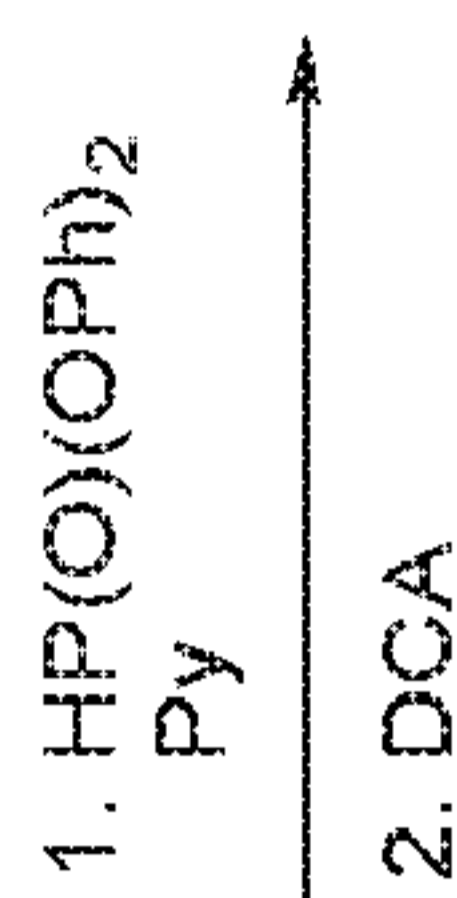
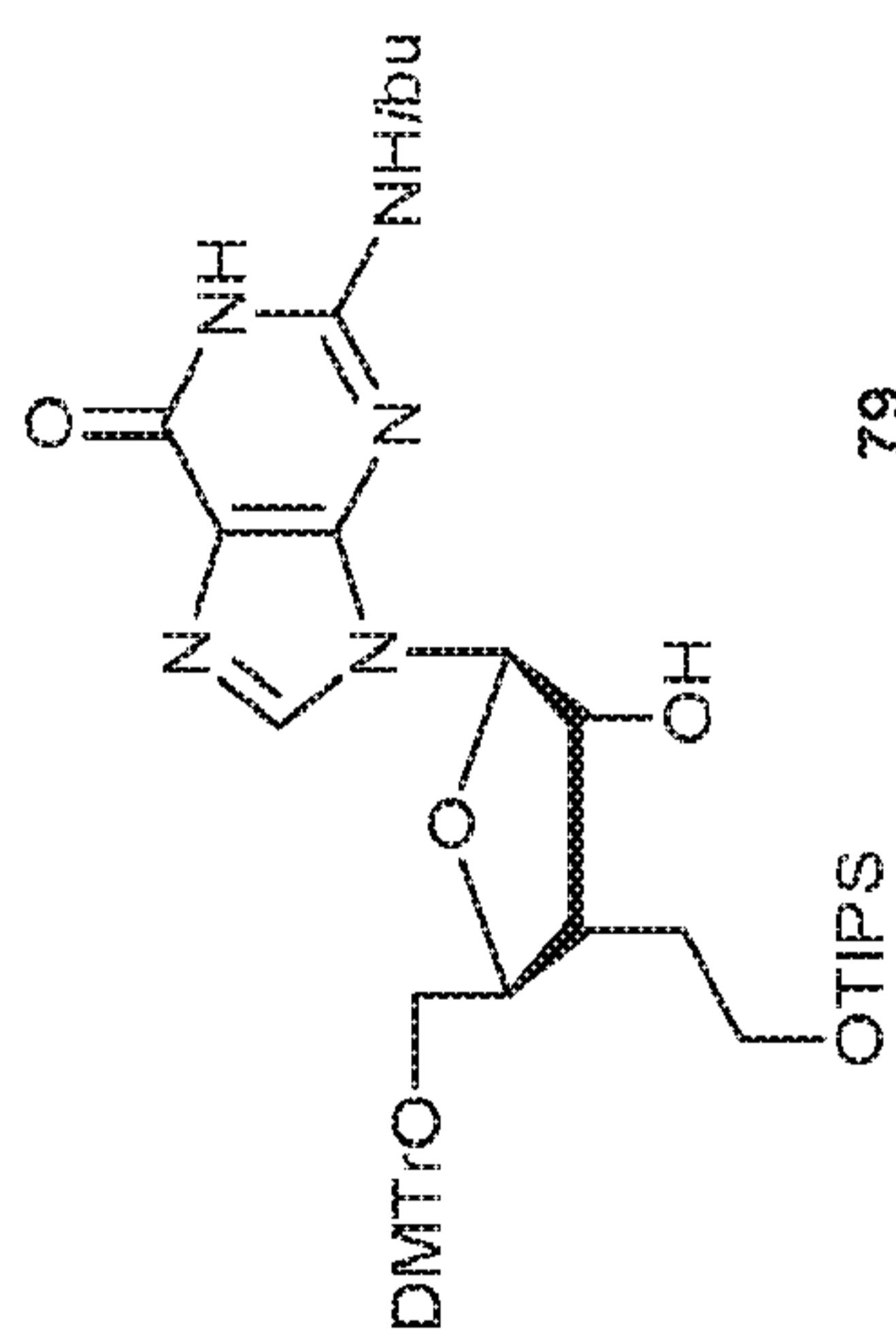
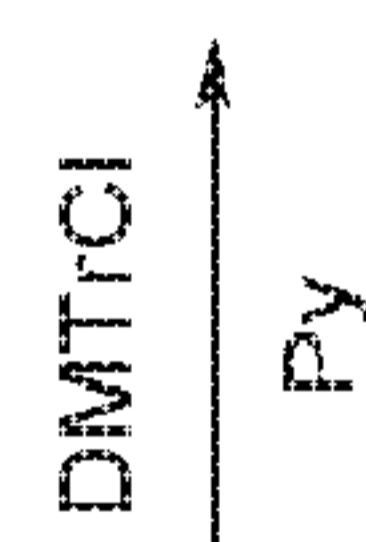
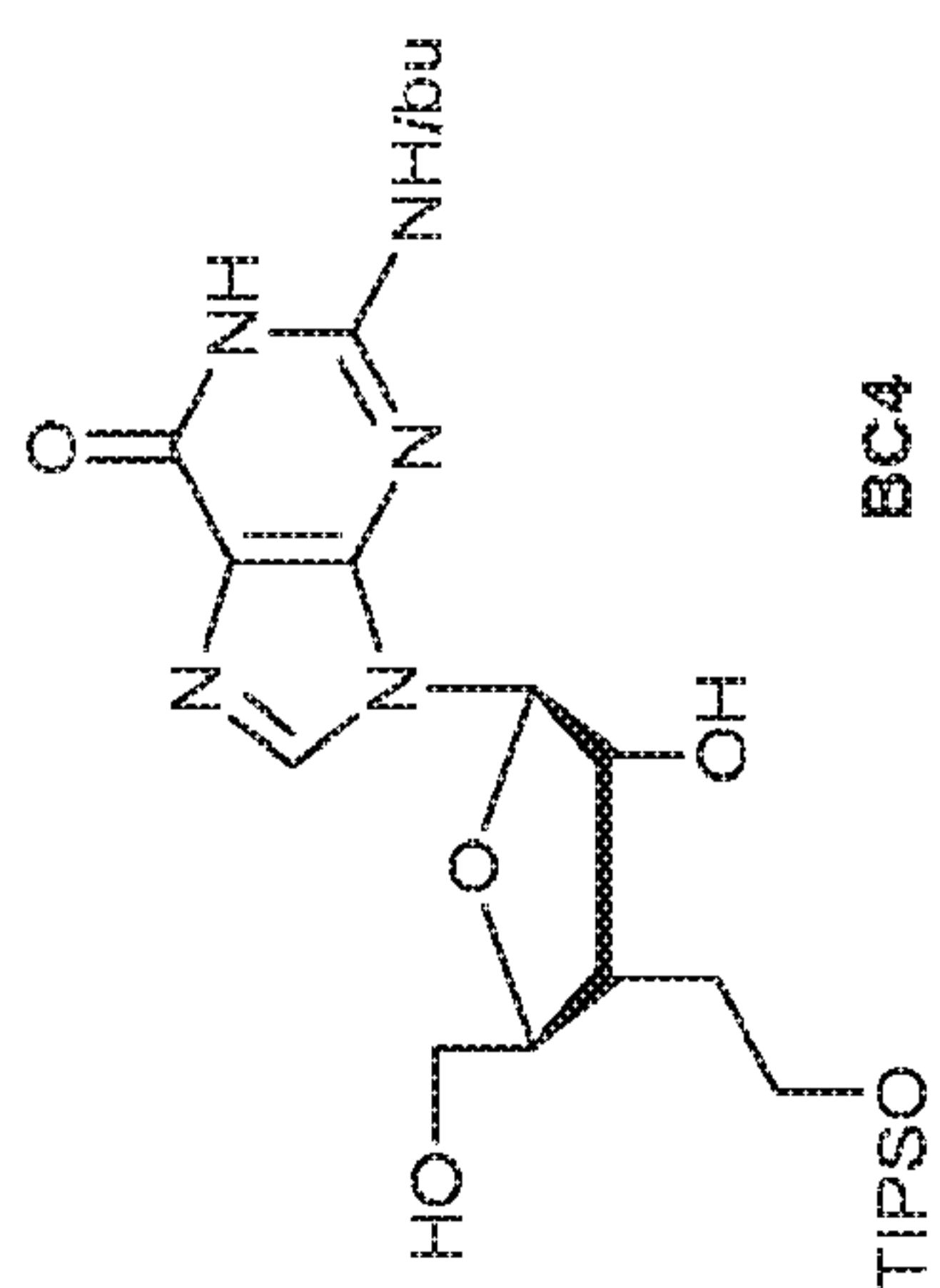


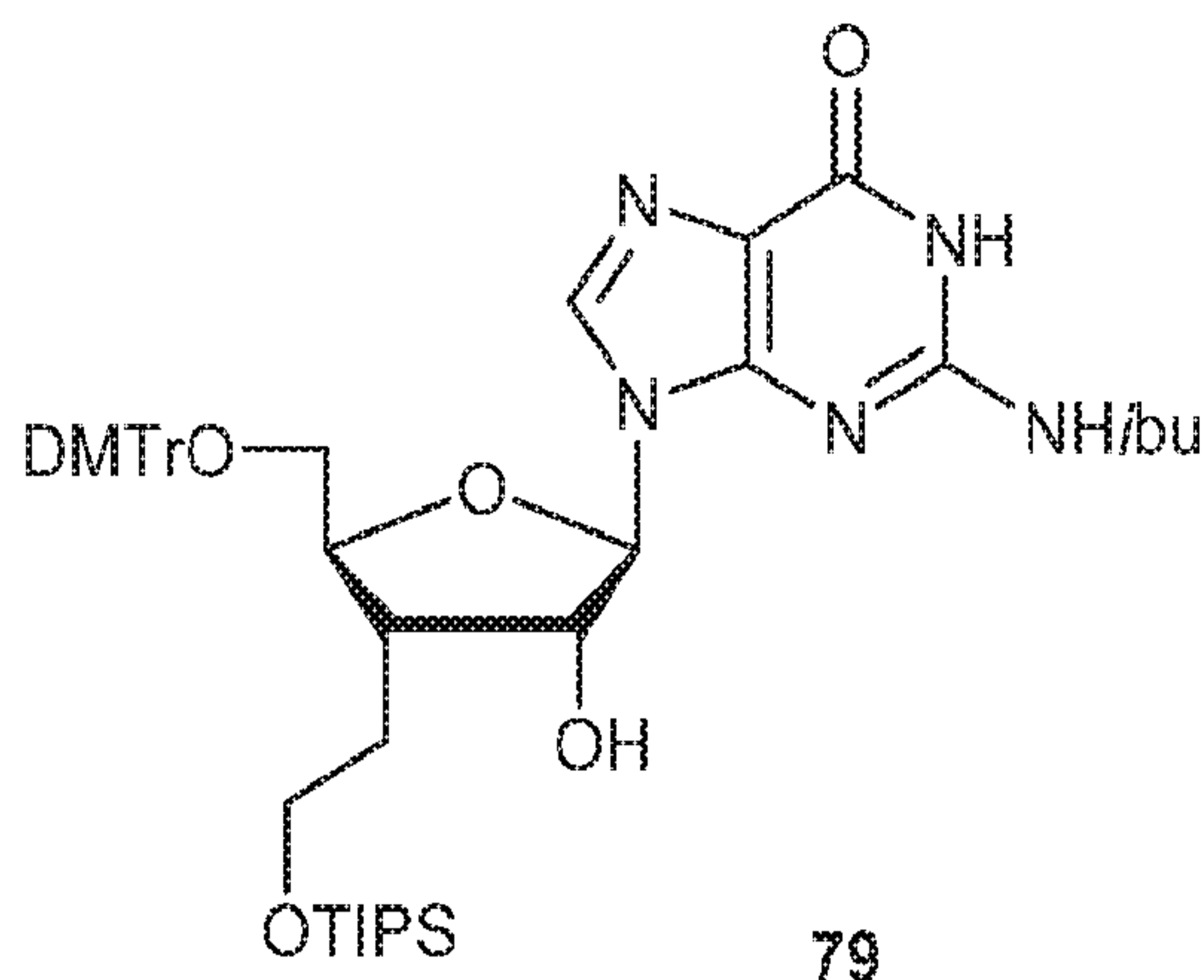
[0304] To a solution of **78** (2.50 g, 3.3 mmol) in DIEPA (5 mL) and DCM (5 mL) is added DMAP (200 mg, 1.62 mmol) and 2-cyanoethyl *N,N*-diisopropylchlorophosphoramidite (1.0 g, 4.22 mmol). After stirring at 20–25 °C for 2 hours, the mixture is concentrated and purified by silica gel column chromatography (EA/PE = 1/10 to 1/4) to give **GB1** as a white foam (2.30 g, 73% yield).

Step 4: **GB2**

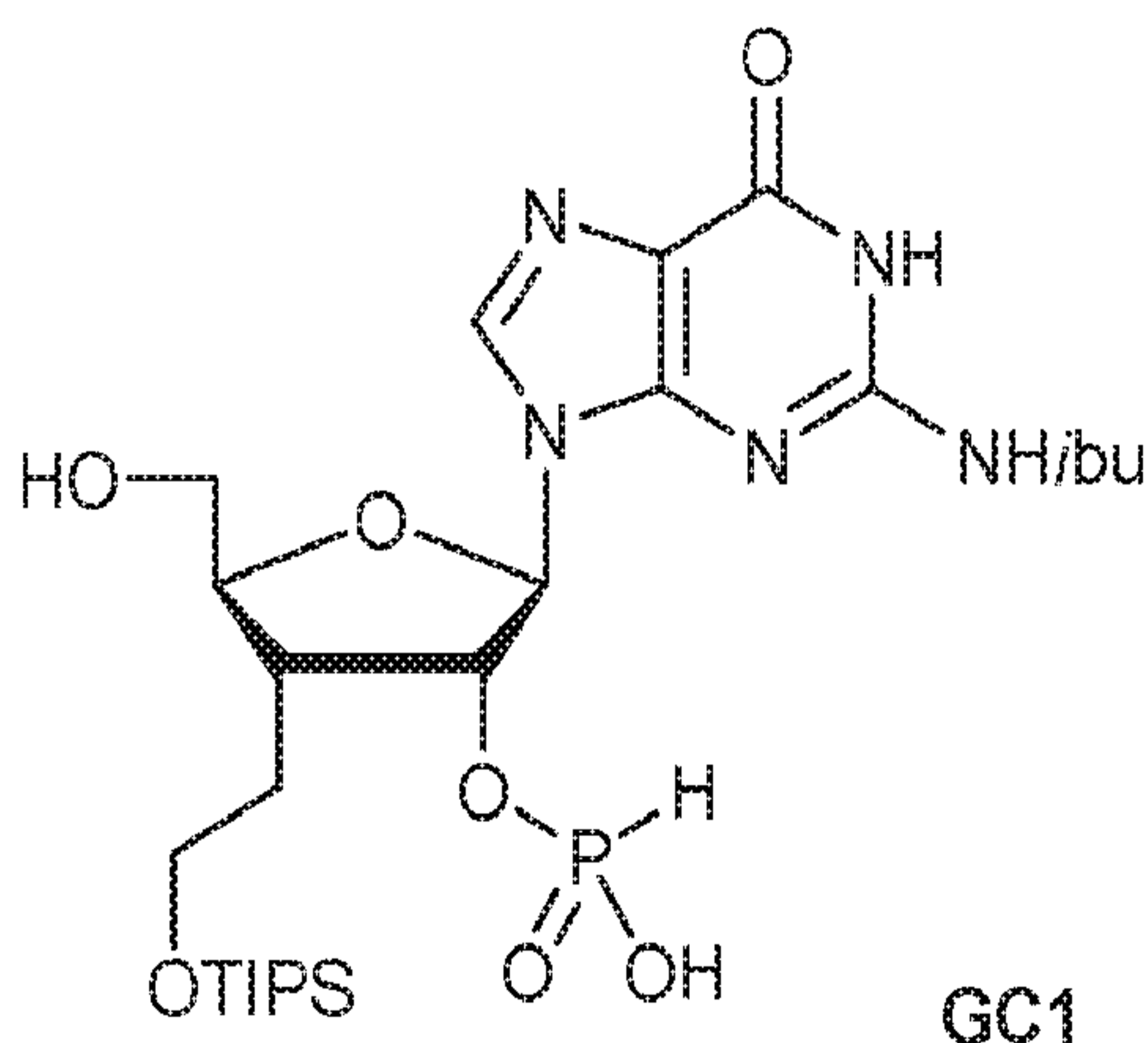


[0305] To a solution of **GB1** (2.30 g, 2.4 mmol) in MeCN (2.0 mL) is added water (0.11 mL, 6.1 mmol) and pyridinium trifluoroacetate (687 mg, 3.56 mmol) at 25 °C. After stirring at 25–30 °C for 30 minutes, the mixture is concentrated and the residue is dissolved in MeCN (20 mL) before *tert*-butylamine (10.5 g, 144 mmol, 15.0 mL) is added. After stirring at 25–30 °C for 30 minutes, the mixture is concentrated and DCM (20 mL) followed by addition of a solution of DCA in DCM (6% v/v, 18.2 mL). The mixture is stirred at 25–30 °C for 30 minutes before neutralized by TEA to ~pH 7, concentrated, and purified by C18 reverse-phase silica gel column chromatography (MeCN with 0.1% TEA/water = 0% to 40%) to give **GB2** as a white solid (800 mg, 63% yield). (MS: [M+H]⁺ 532.0)

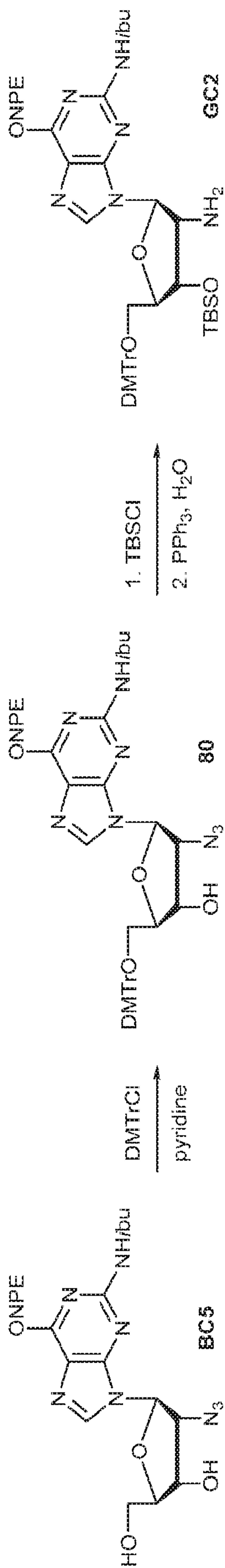
Preparation of GC1

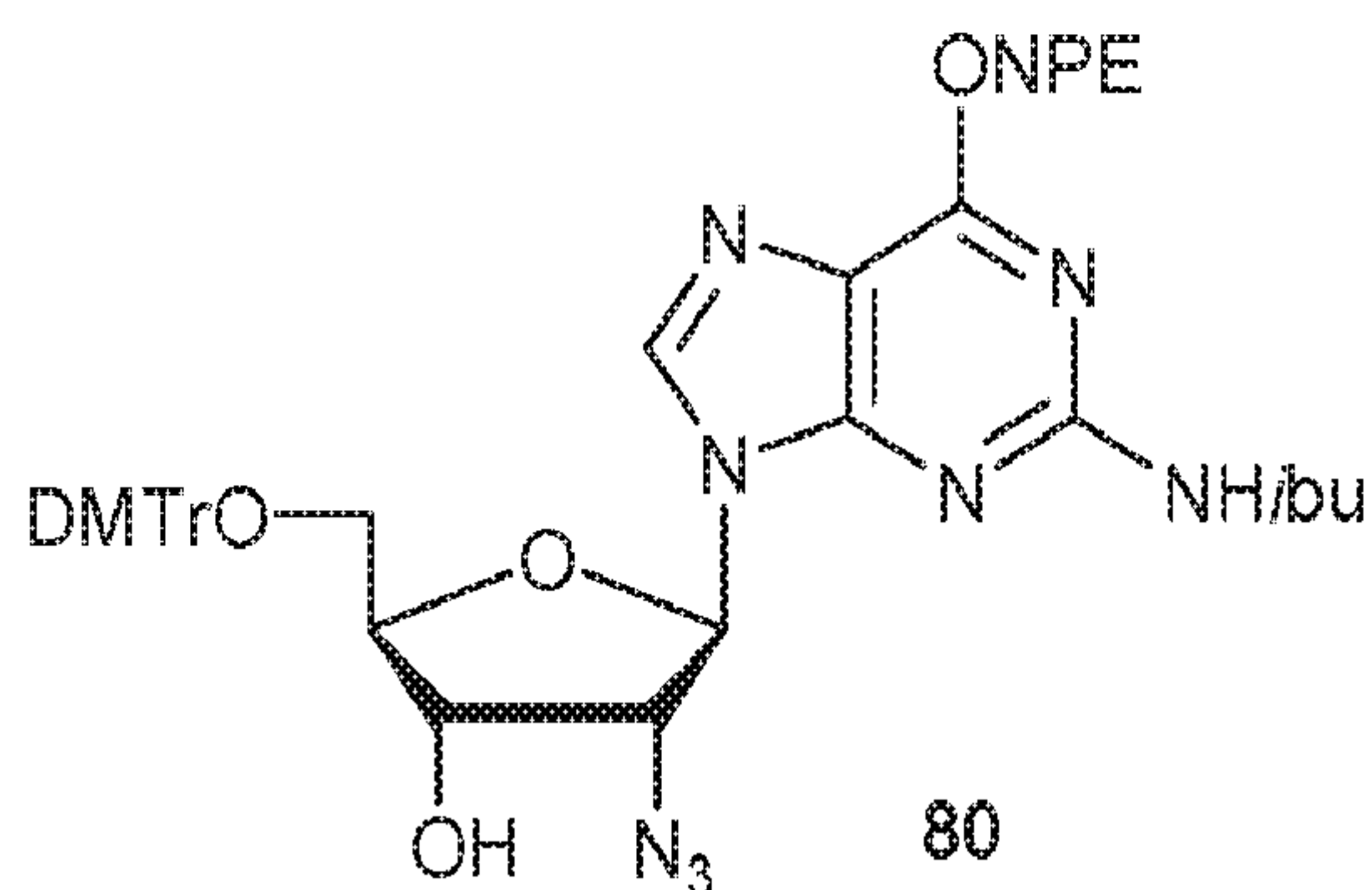
Step 1: alcohol 79

[0306] To a solution of **BC4** (1.97 g, 2.4 mmol) in Py (20 mL) is added DMTrCl (984 mg, 2.90 mmol) at 25 °C. After stirring for 3 hours, MeOH (30 mL) is added and the mixture is concentrated, and purified by basic silica gel flash chromatography (EA/PE = 1/5 to 4/1) to give **79** as a light yellow powder (1.65 g, 82% yield). (MS: [M+H]⁺ 840.2)

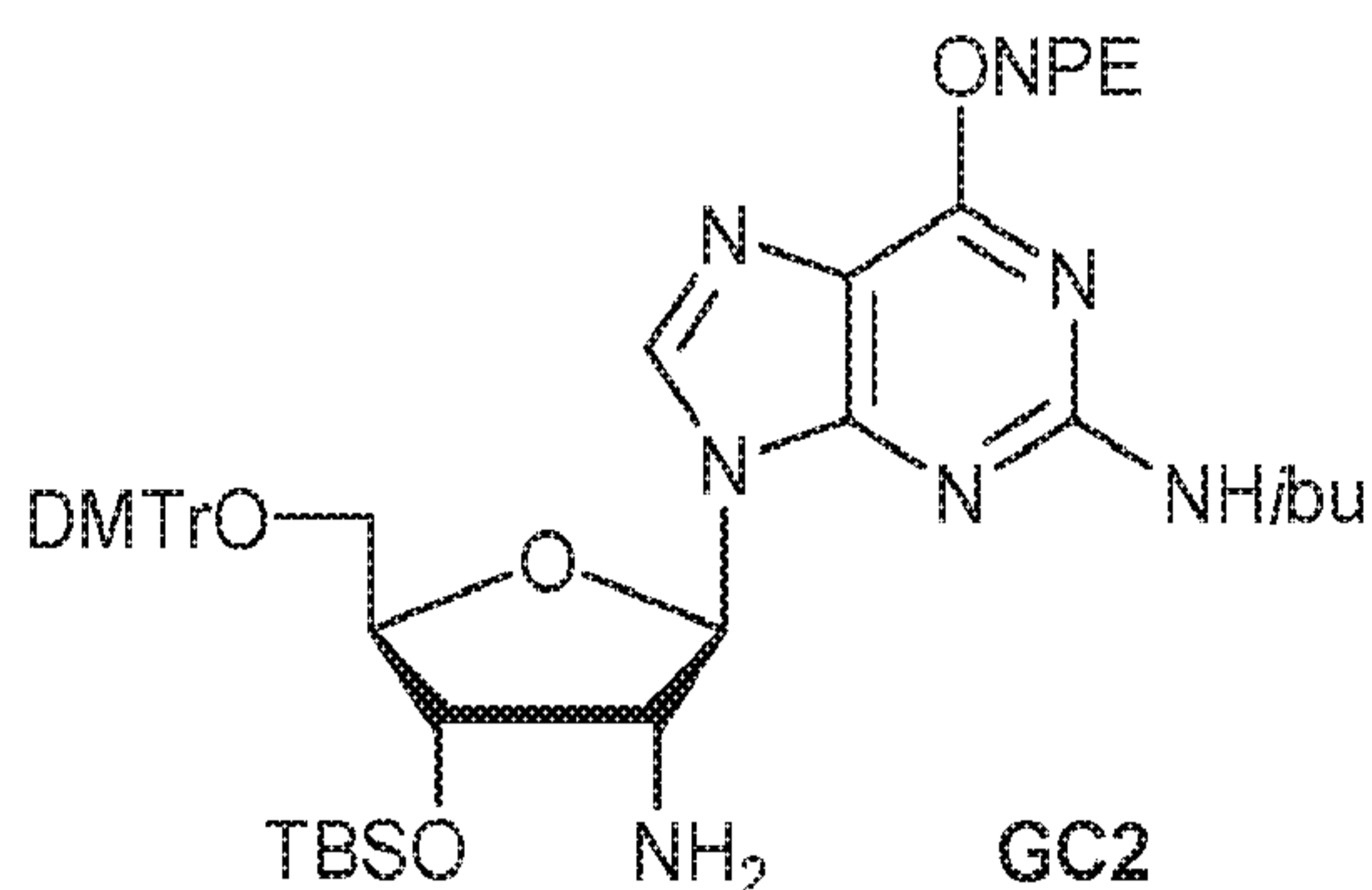
Step 2: GC1

[0307] To a solution of **79** (2.0 g, 2.38 mmol) in Py (15 mL) is added diphenyl phosphite (1.7 g, 7.1 mmol, 1.4 mL). After stirring at 20 °C for 30 minutes, saturated sodium bicarbonate aqueous solution (30 mL) is added and the mixture is stirred for 1 hour. The mixture is then extracted with EA (30 mL × 3). The combined organic layers are washed with saturated sodium bicarbonate aqueous solution (20 mL) and brine (20 mL), dried over anhydrous sodium sulfate, and concentrated. The residue is then dissolved in DCM (40 mL) followed by addition of water (0.4 mL) and DCA (6% v/v in DCM, 40 mL). After stirring at 20 °C for 15 minutes, the mixture is neutralized to ~pH 7 by TEA, concentrated, and purified by reverse-phase silica gel column chromatography (MeCN/water = 25% to 90%) to give **GC1** as a white solid (1.3 g, 90% yield). (MS: [M+H]⁺ 602.1)

Preparation of GC2:

Step 1: alcohol **80**

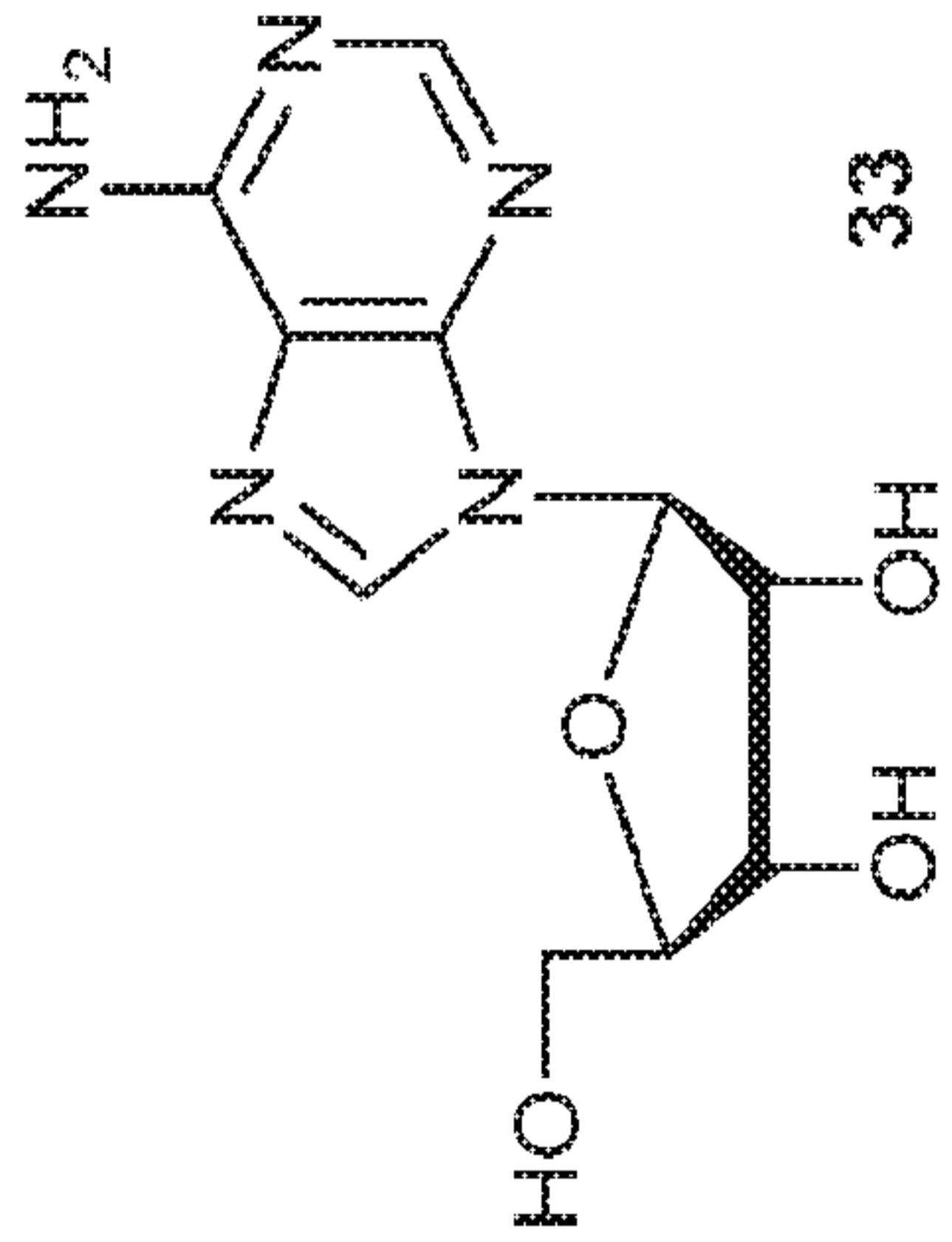
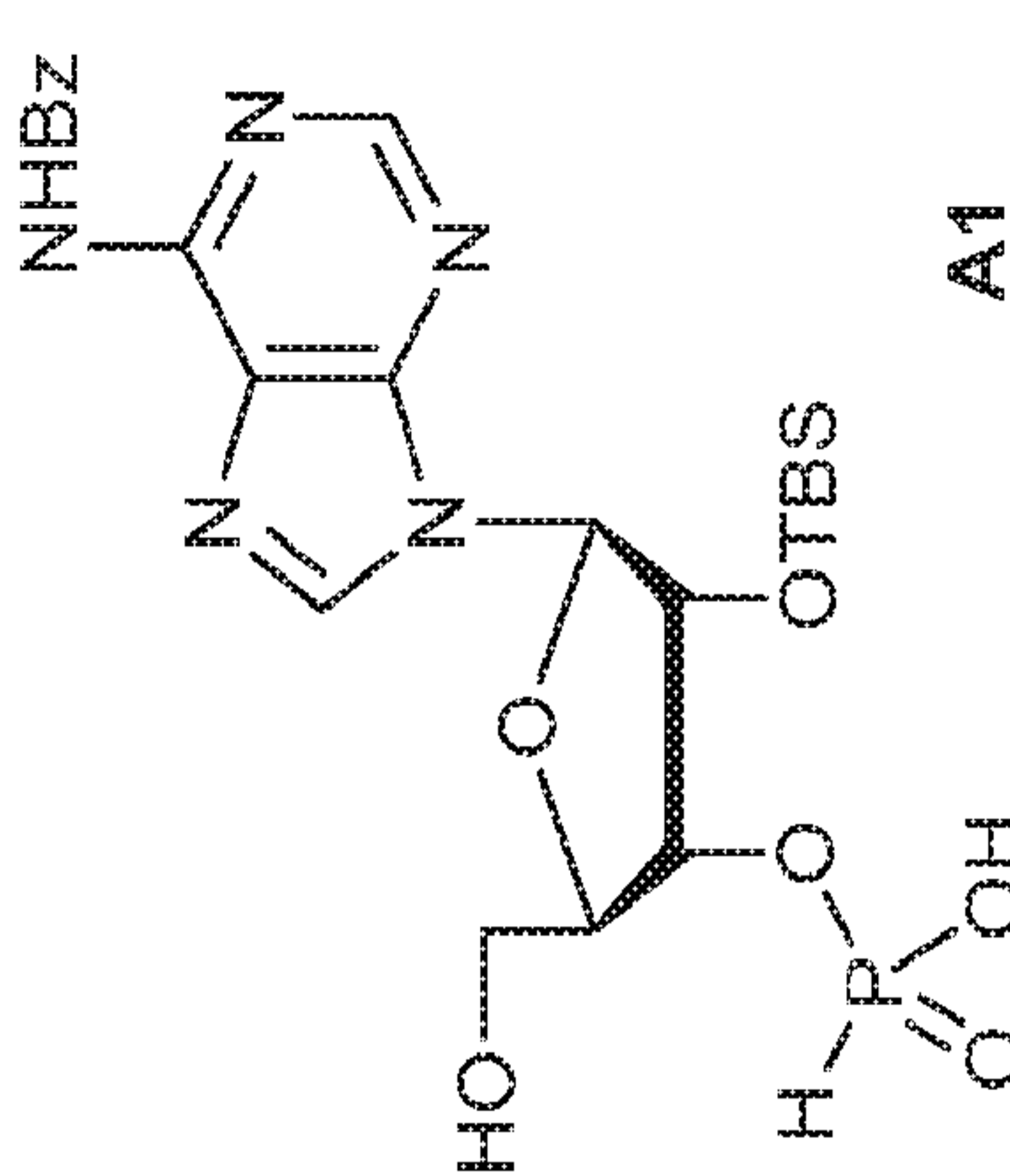
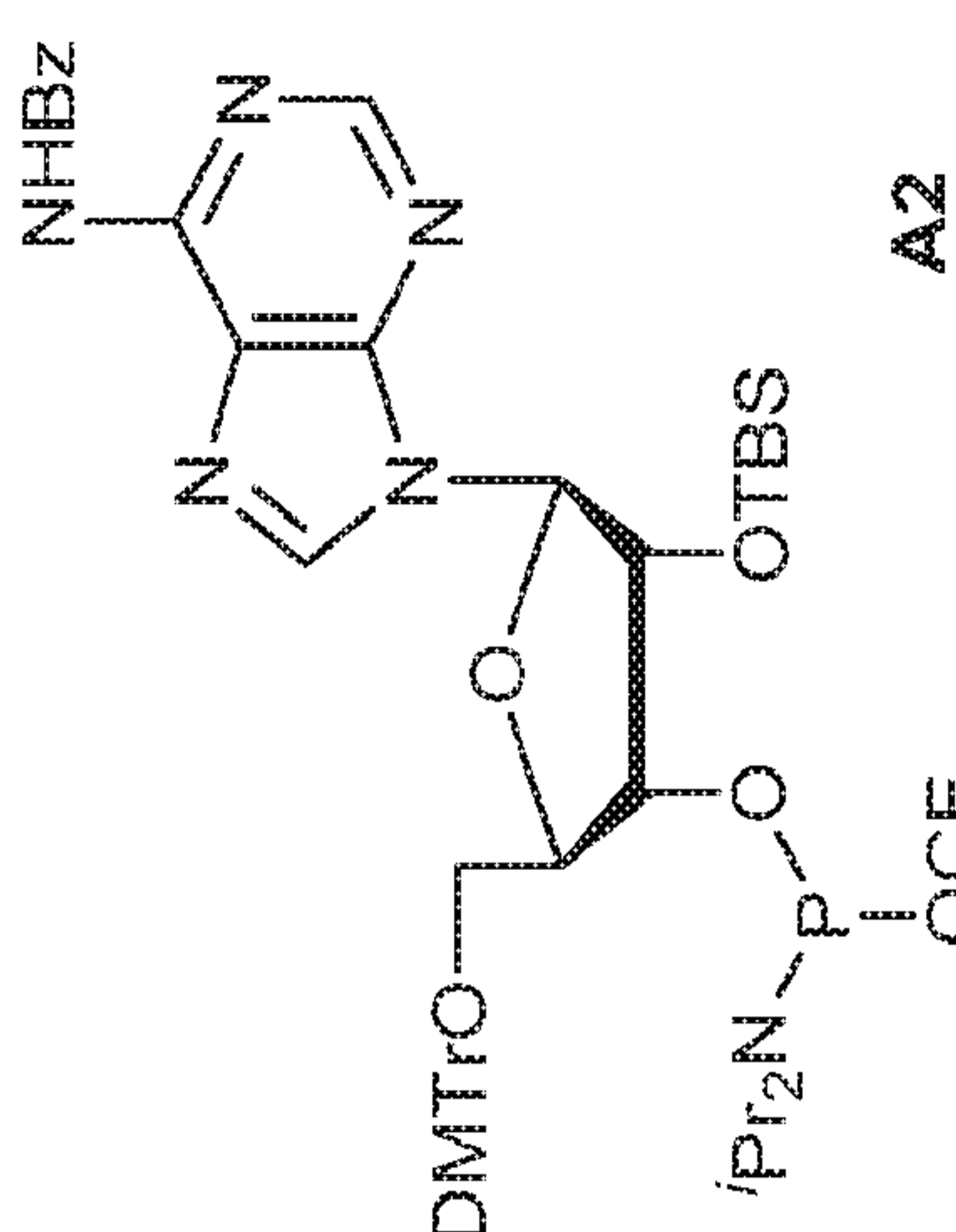
[0308] To a solution of **BC5** (900 mg, 1.71 mmol) in Py (10 mL) is added DMTrCl (809 mg, 2.39 mmol) at 15 °C. After stirring at 15 °C for 12 hours, MeOH (0.5 mL) is added and the mixture is concentrated and purified by silica gel column chromatography (MeOH/DCM = 1/50) to give **80** as a yellow oil (1.0 g, 71% yield). (MS: [M+H]⁺ 528.2)

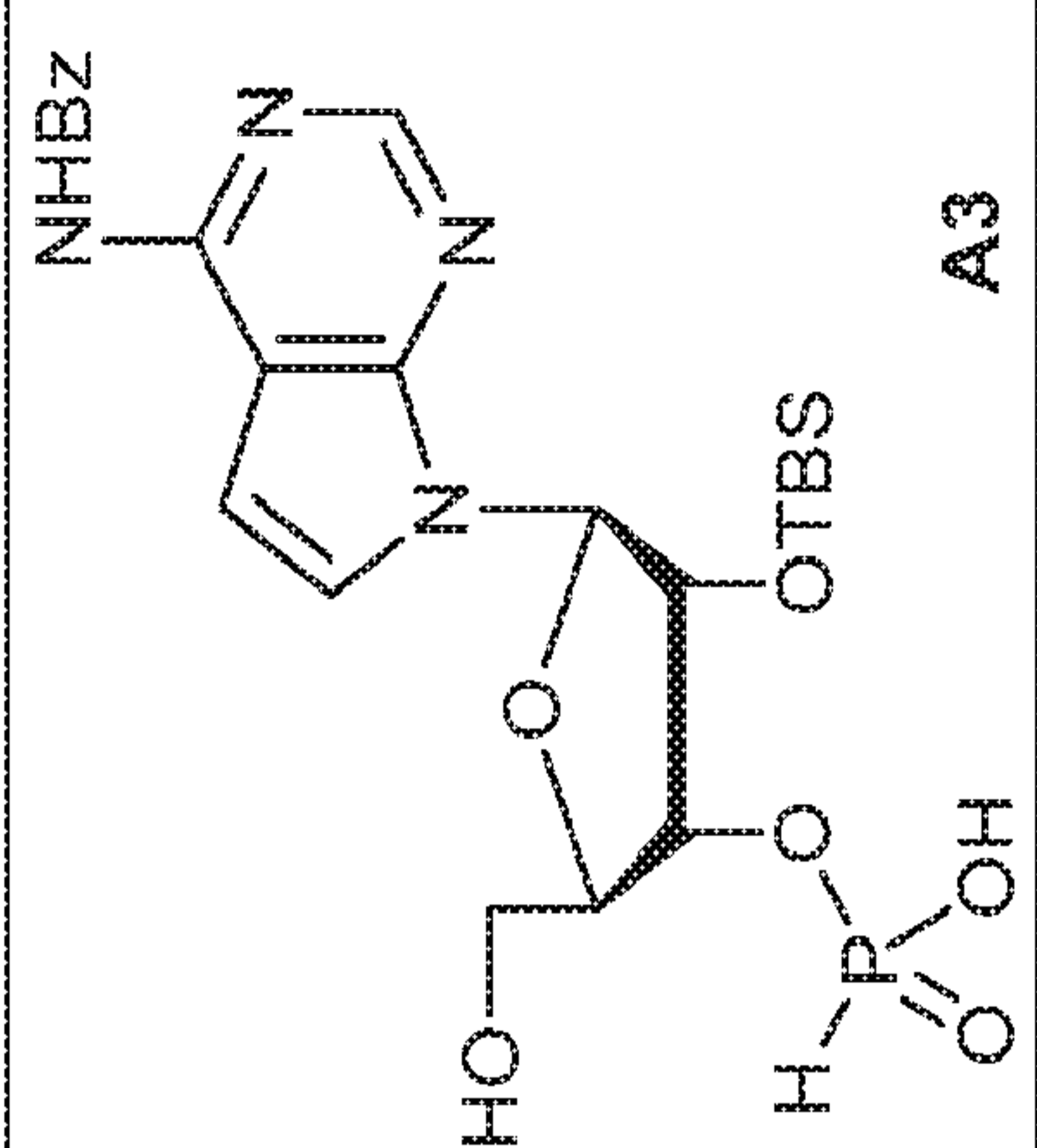
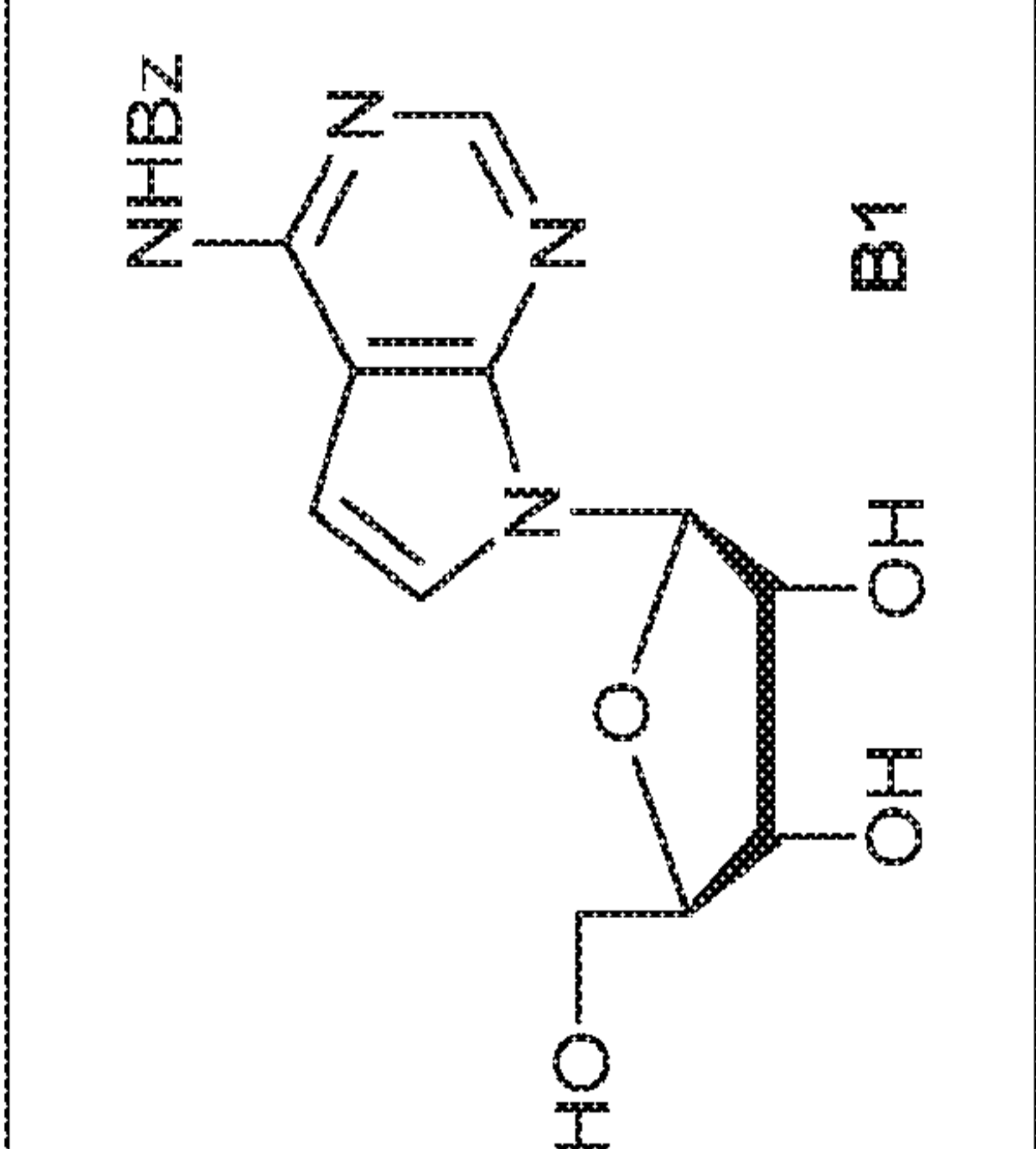
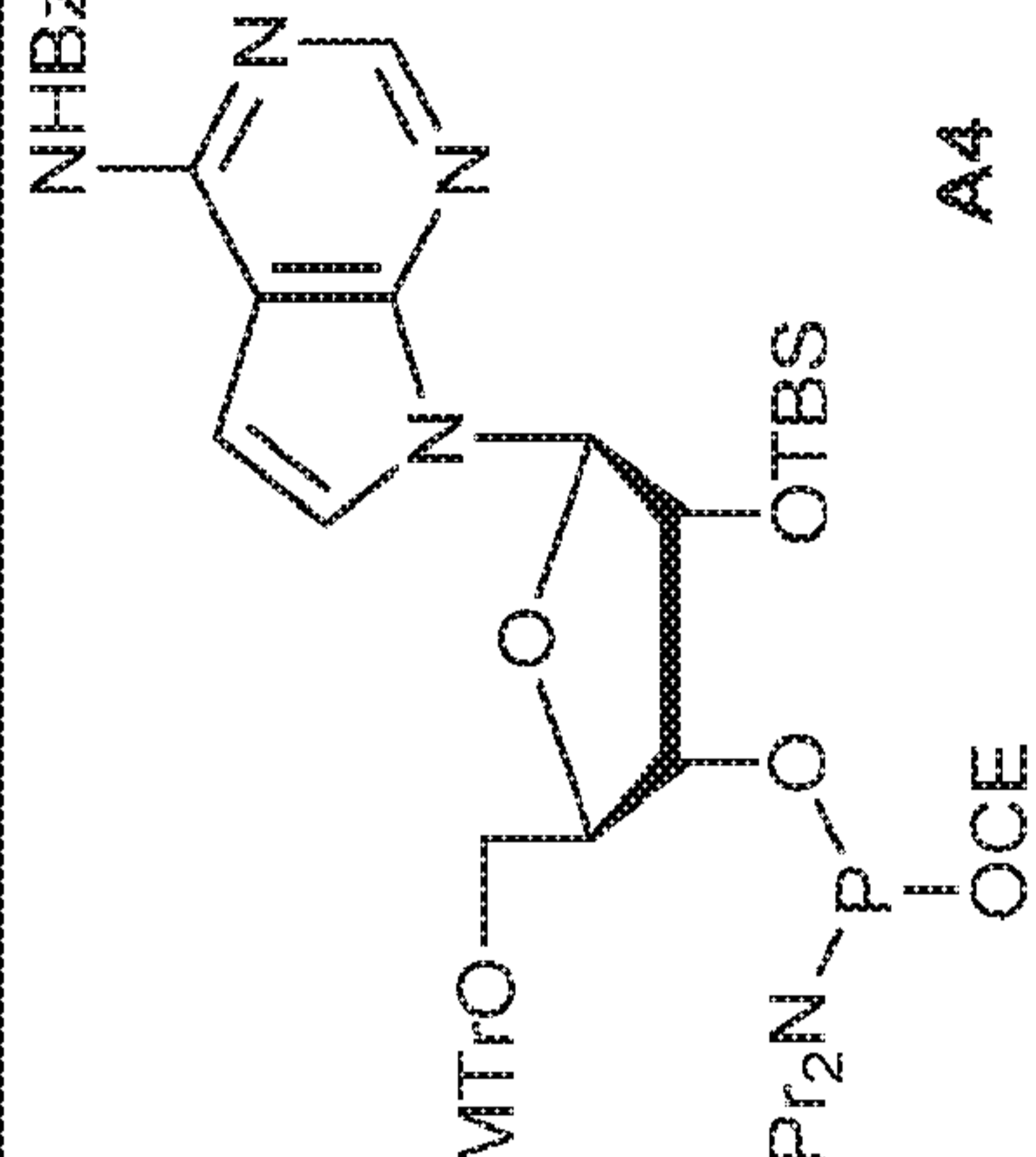
Step 2: **GC2**

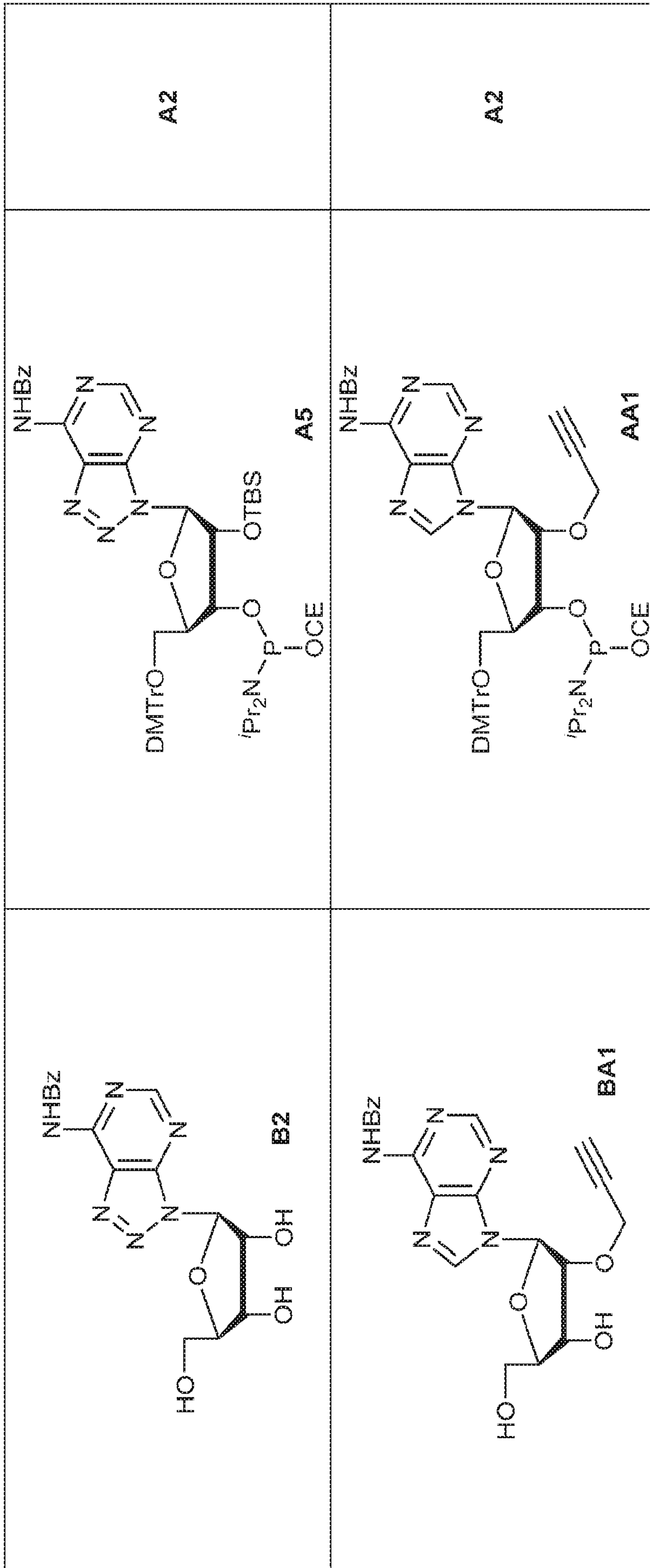
[0309] To a solution of **80** (2.05 g, 2.47 mmol) in DMF (5.0 mL) is added Imid (673 mg, 9.88 mmol) and TBSCl (745 mg, 4.94 mmol, 0.61 mL) at 15 °C. After stirring at 15 °C for 12 hours, the mixture is concentrated and the residue is triturated with water (10 mL). The solid is then collected and washed with water (10 mL × 2), PE (10 mL × 2), dried, and dissolved in THF (18 mL) before PPh₃ (1.11 g, 4.24 mmol) is added at 15 °C. After stirring at 15 °C for 2.5 hours, water (0.16 mL) is added and the mixture is stirred at 50 °C for 12 hours. The solution is then concentrated and purified by reverse-phase preparative-HPLC (MeOH with 0.1% TEA/water = 20% to 80%), to give **GC2** as a white solid (900 mg, 58% yield). (MS: [M+H]⁺ 918.1)

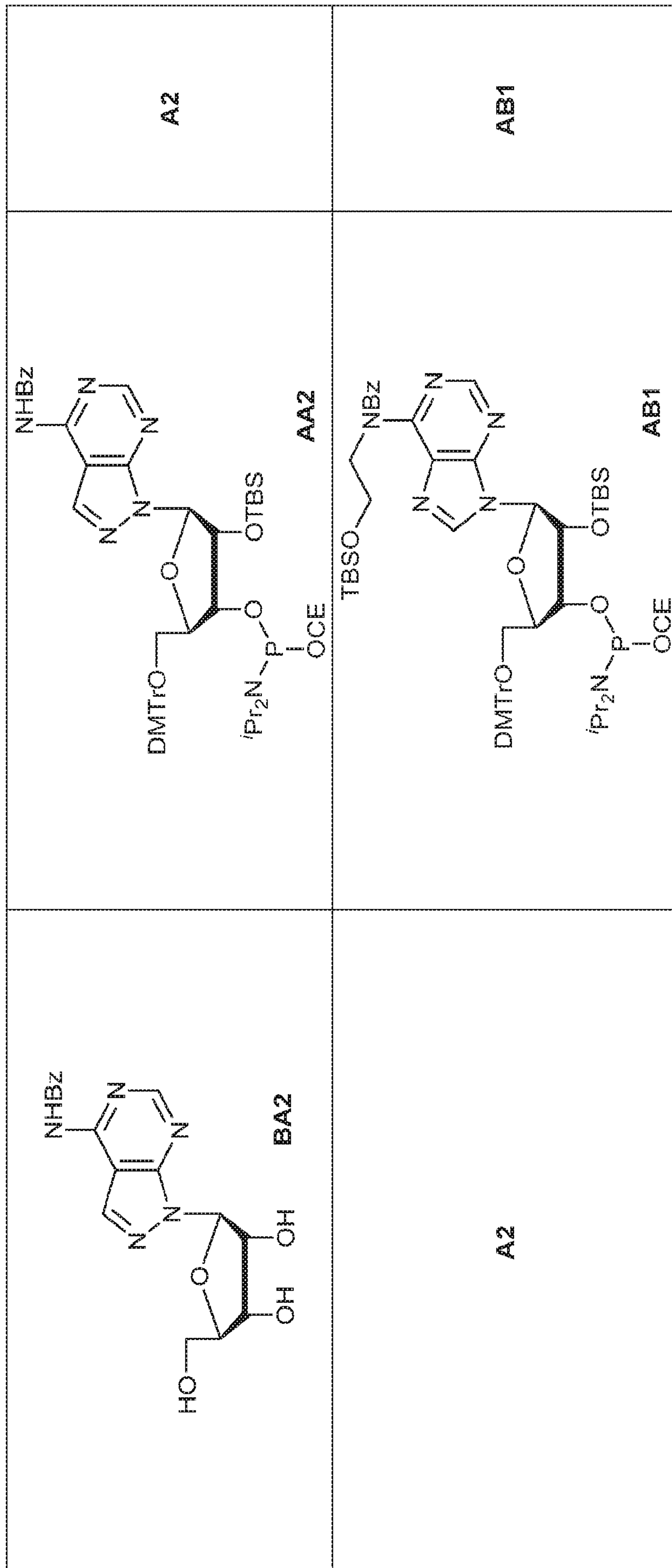
[0310] The following compounds are prepared essentially by the method for Intermediates **A1**, **A2**, **AC1**, **AC2**, **G1**, **G2**, **GC1**, and **GC2** above.

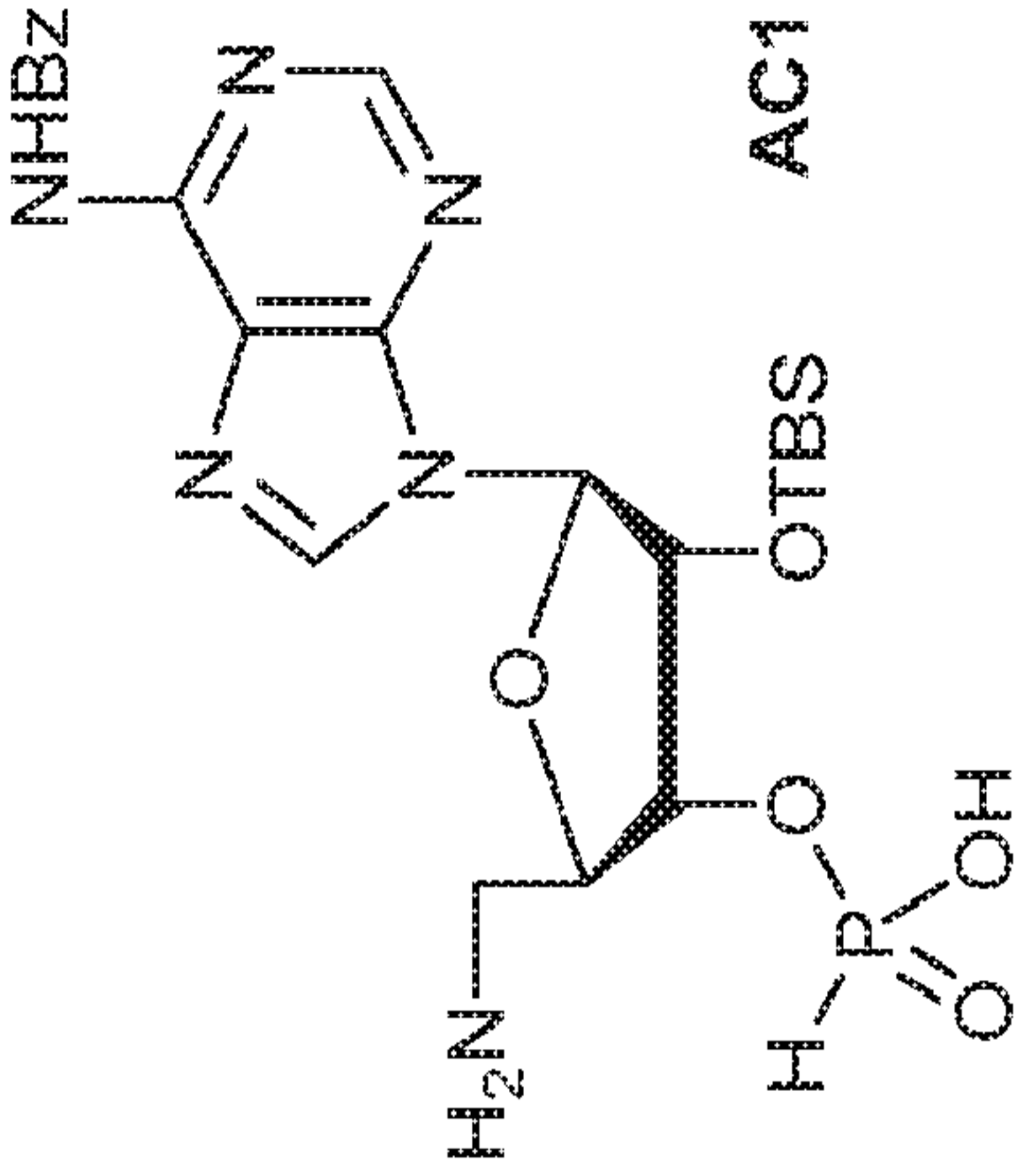
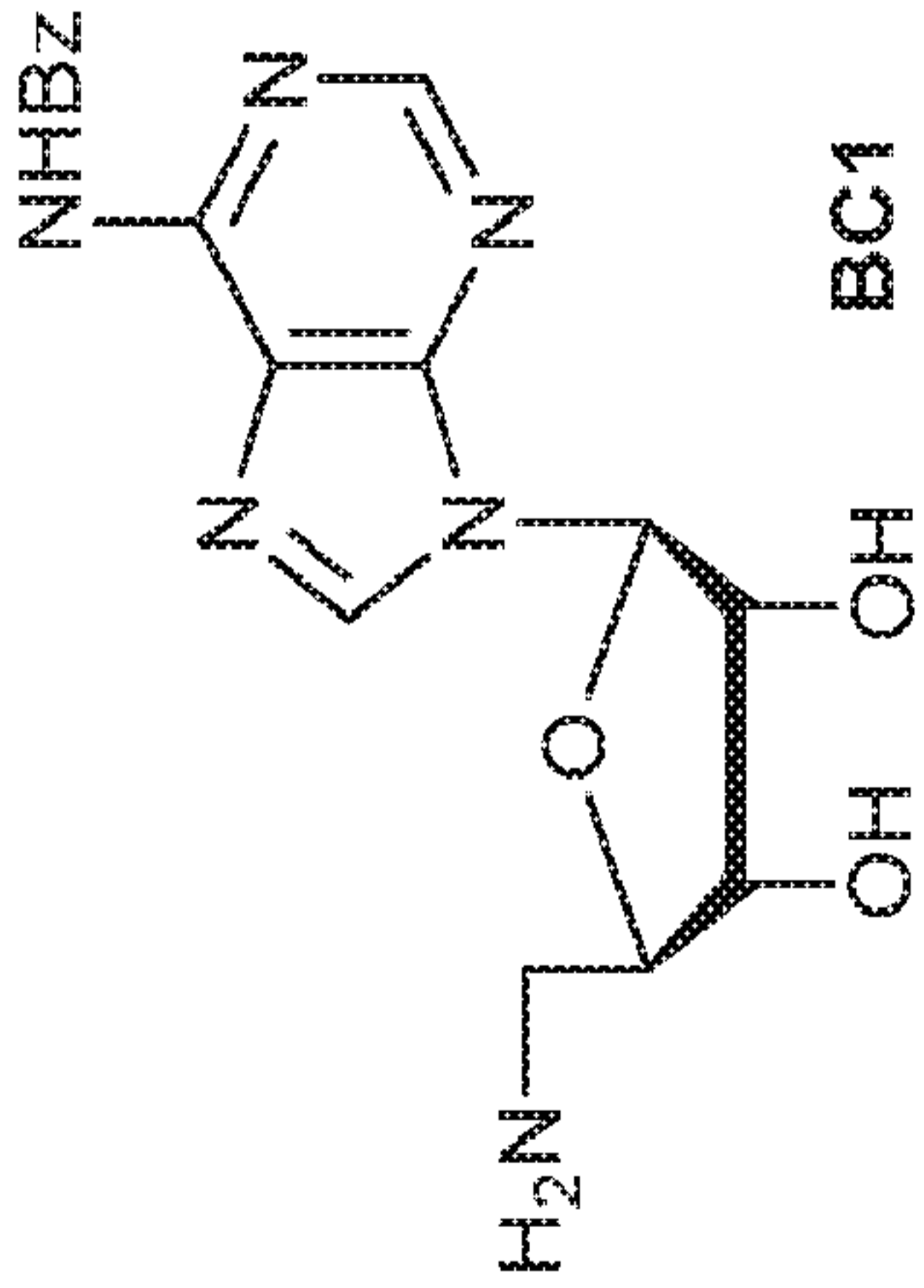
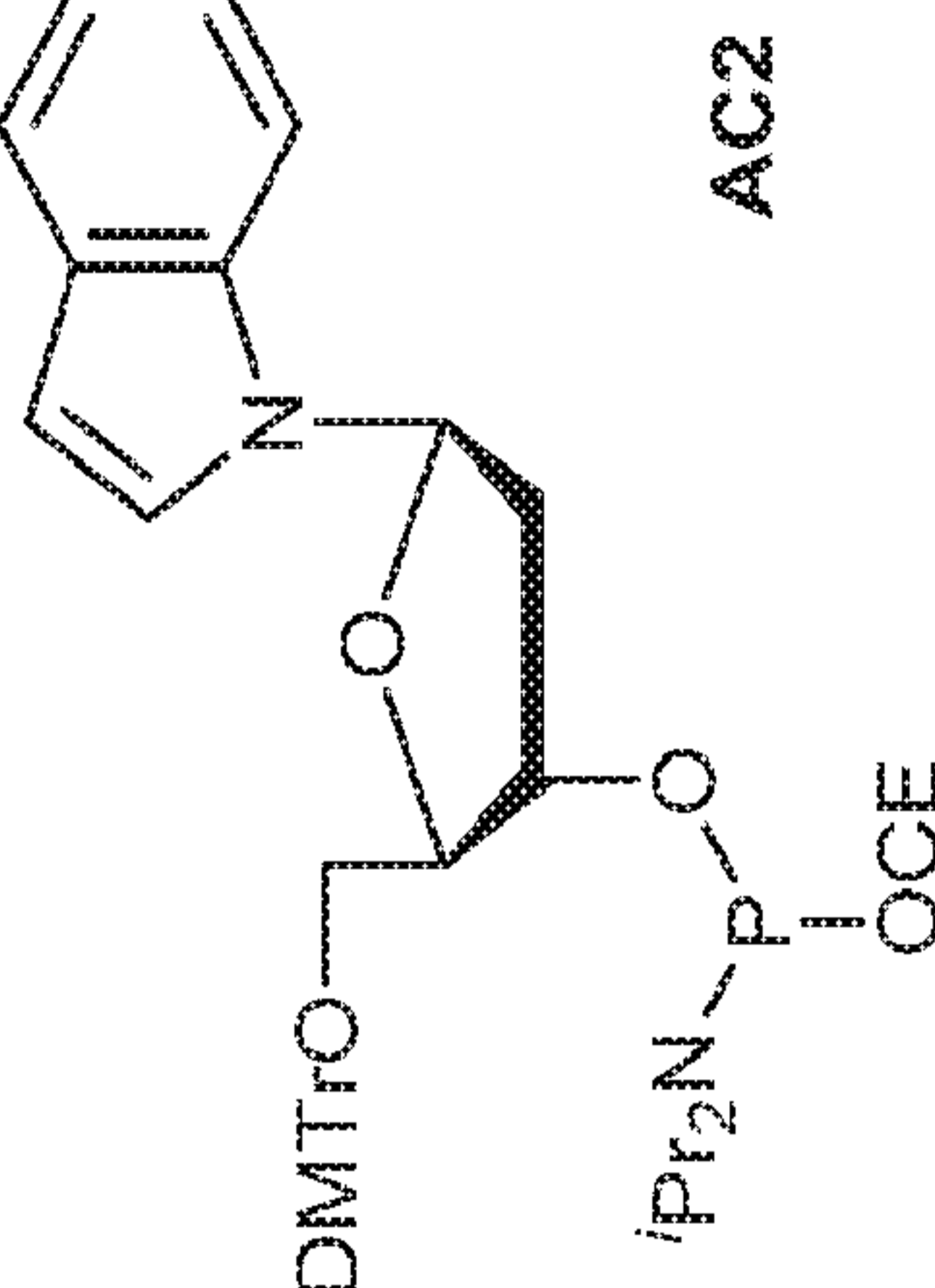
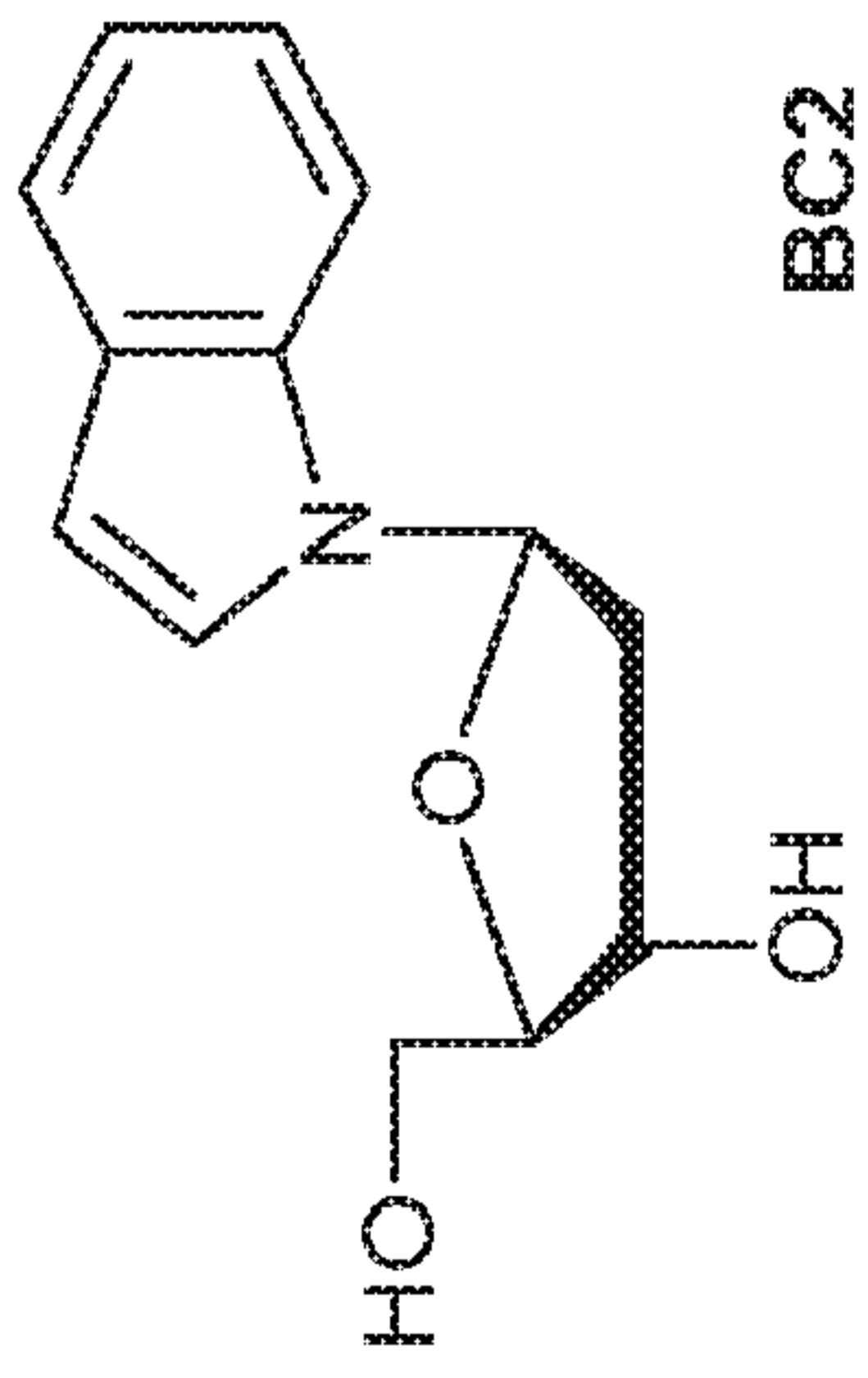
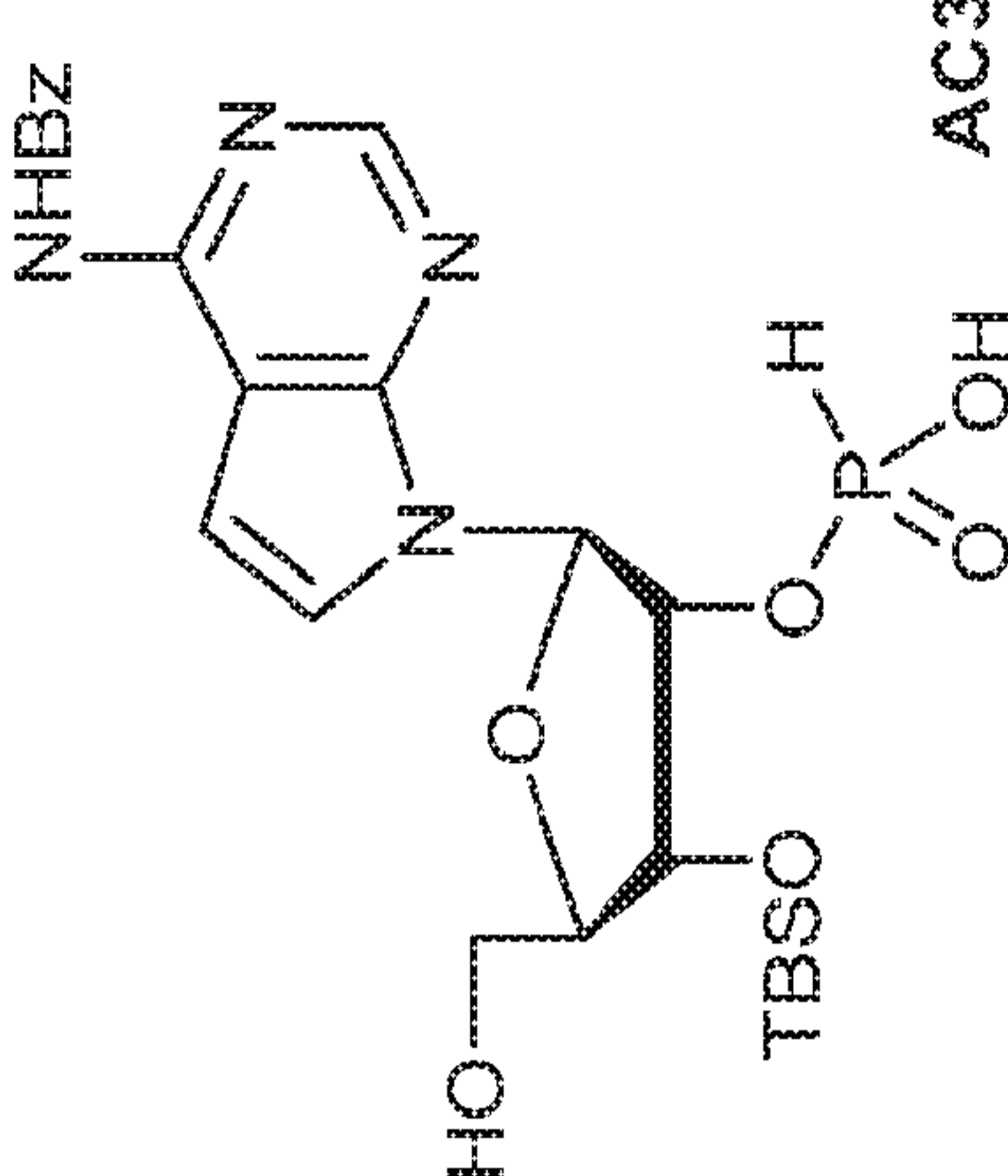
Table 2. Intermediates A1 to A5, AA1, AA2, AB1, AC1 to AC6, G1 to G7, GA1, GB1 to GB3, and GC1 to GC5

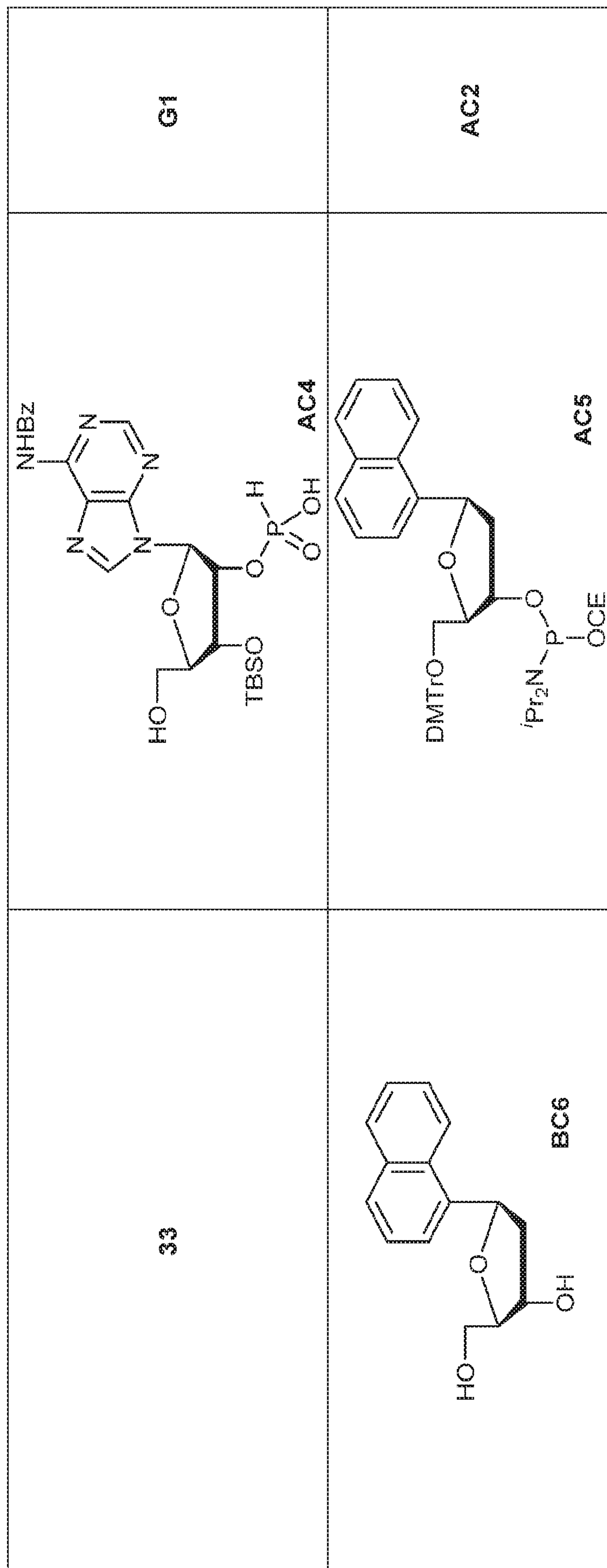
Starting Material	Product	Reference of Preparation
 <p style="text-align: center;">33</p>	 <p style="text-align: center;">A1</p>	A1
33	 <p style="text-align: center;">A2</p>	A2

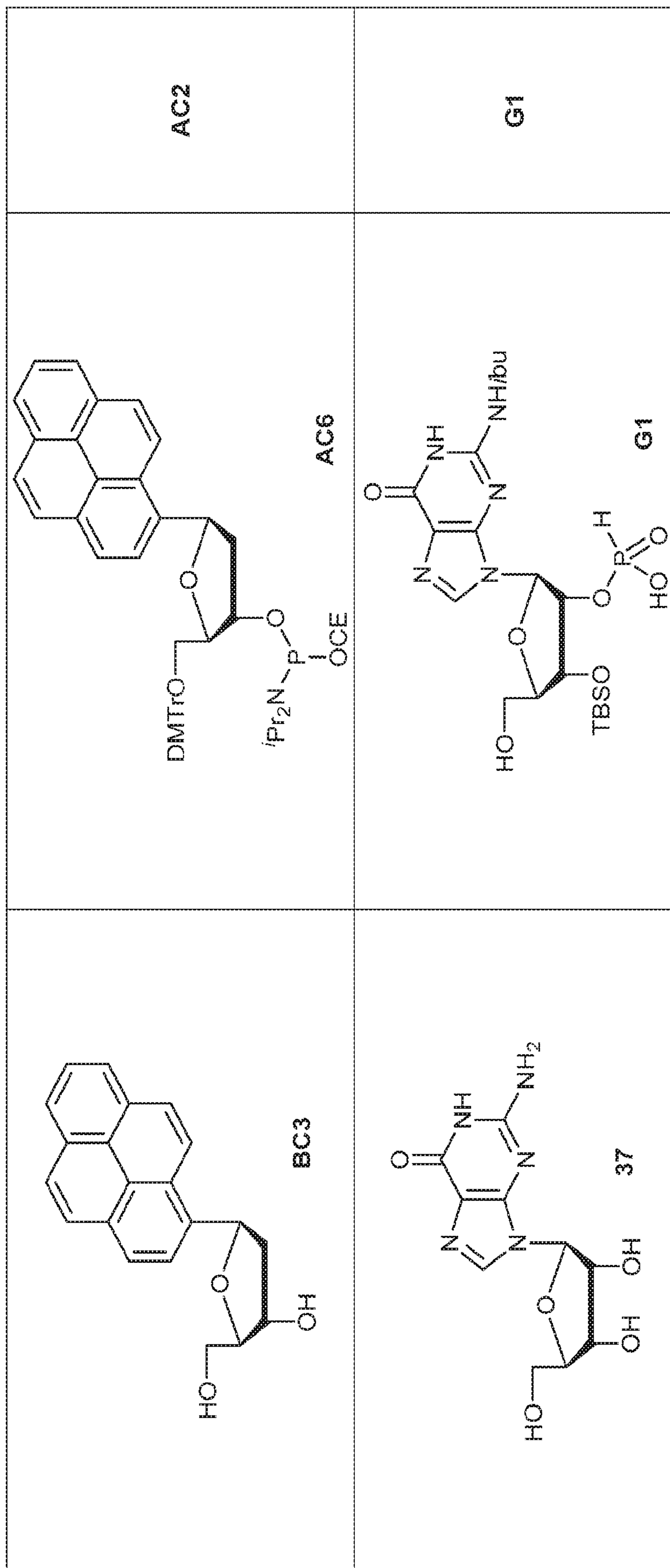
<p style="text-align: center;">A1</p>	 <p style="text-align: center;">A3</p>	 <p style="text-align: center;">B1</p>
<p style="text-align: center;">A2</p>	 <p style="text-align: center;">A4</p>	<p style="text-align: center;">B1</p>

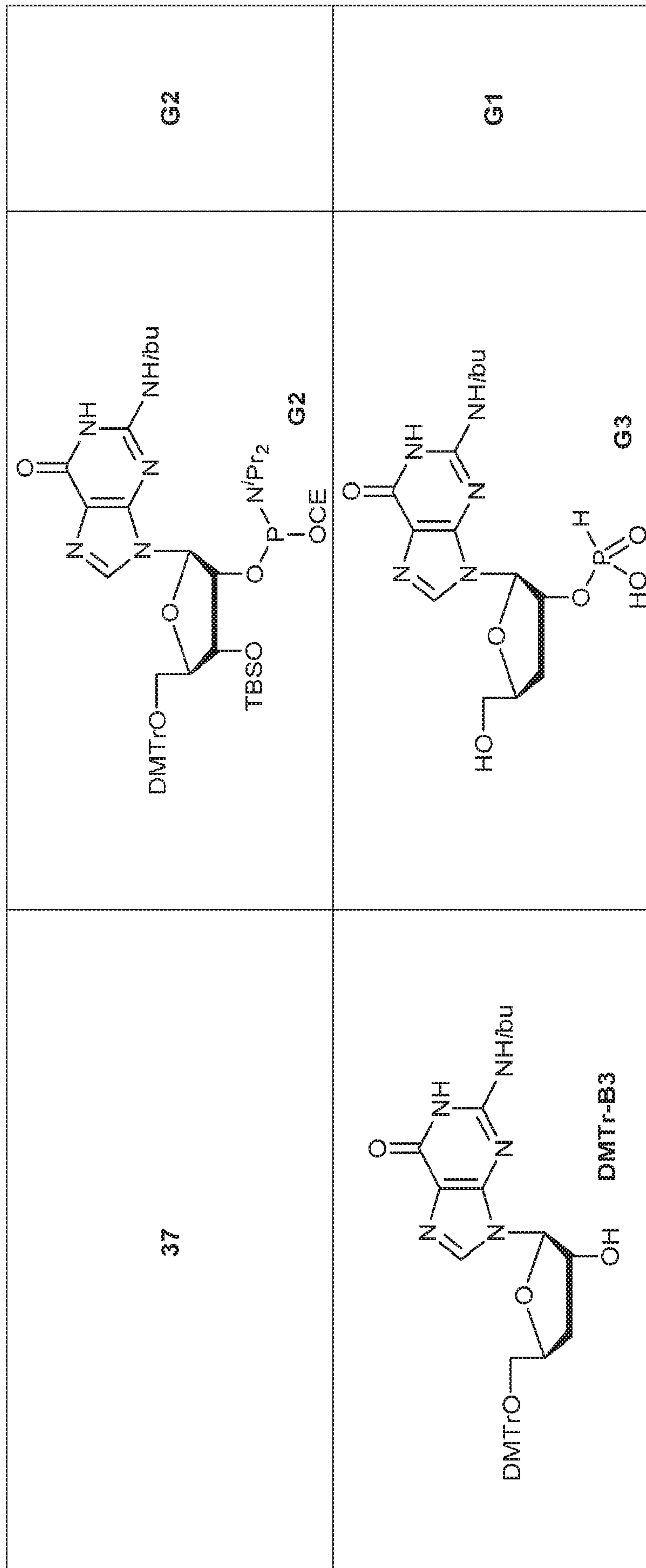


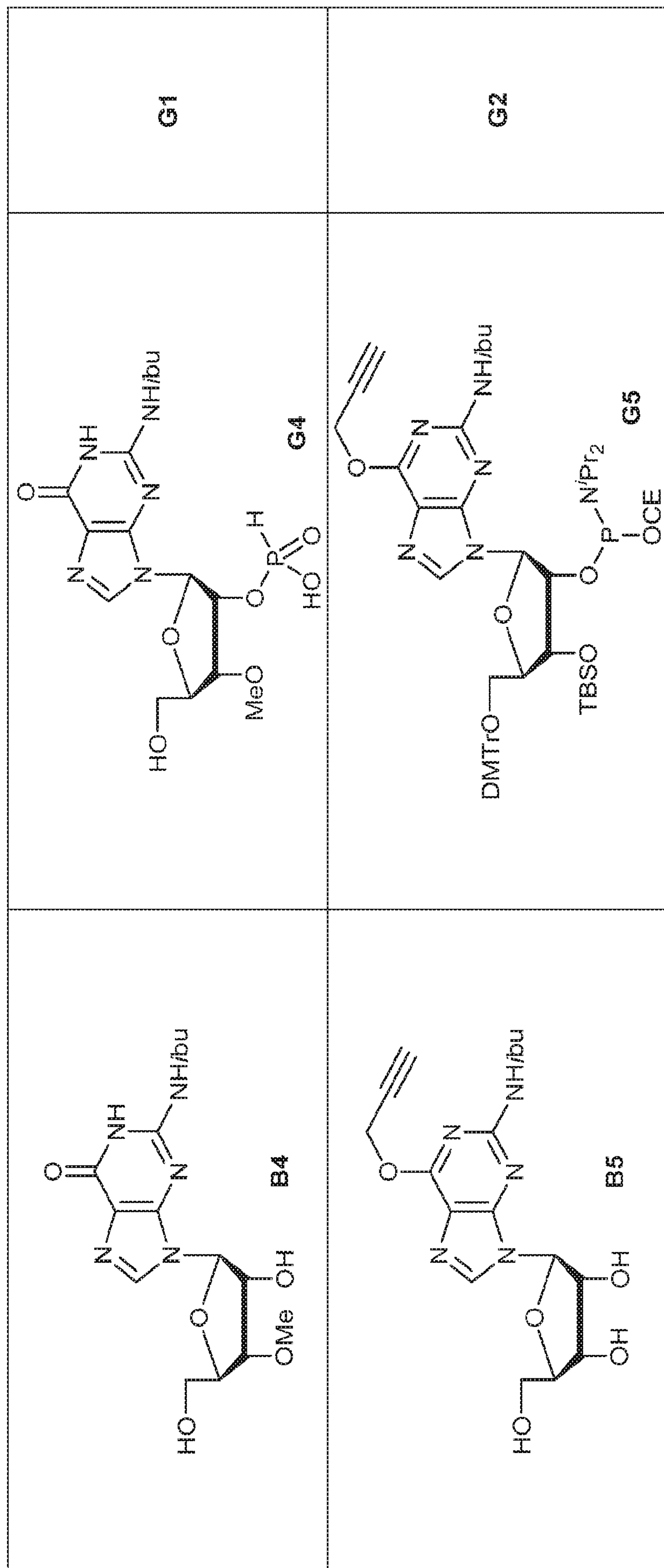


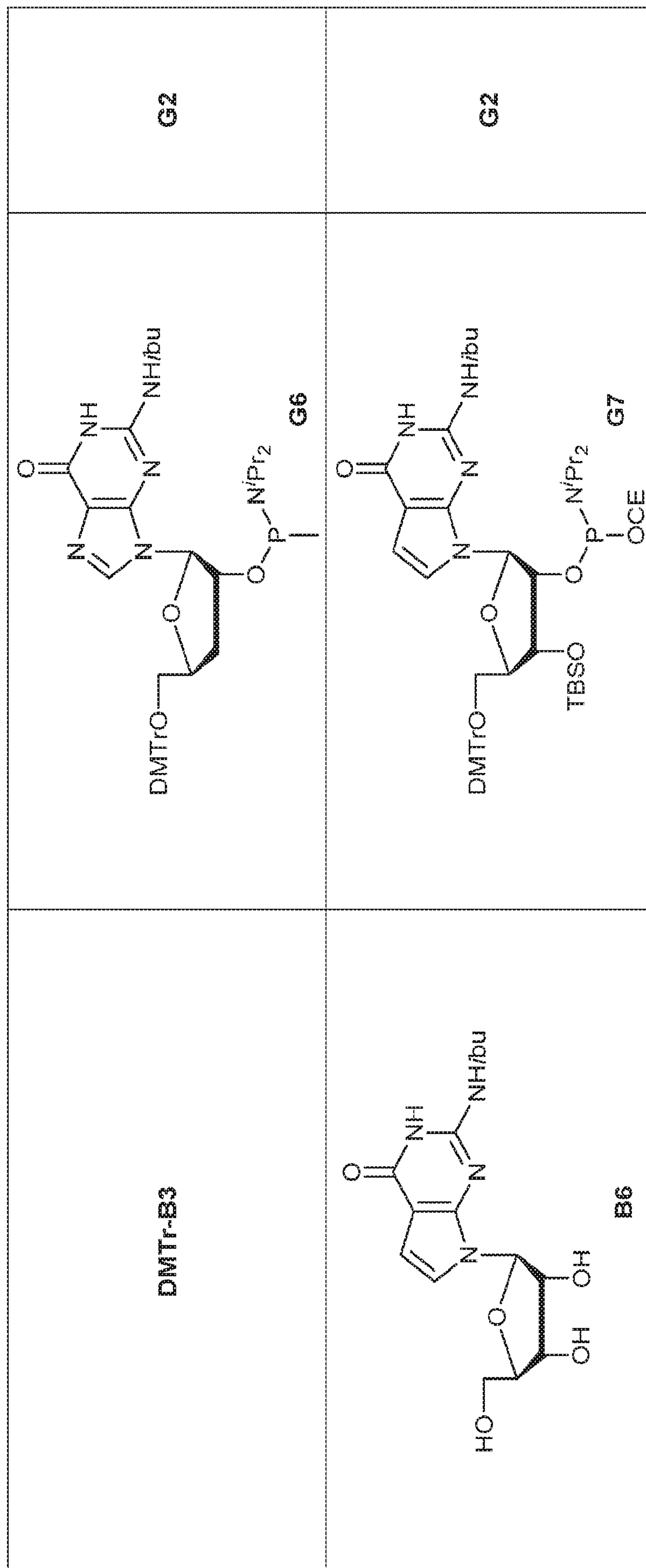
<p style="text-align: center;">AC1</p>		
<p style="text-align: center;">AC2</p>		
<p style="text-align: center;">G1</p>		<p style="text-align: center;">B1</p>

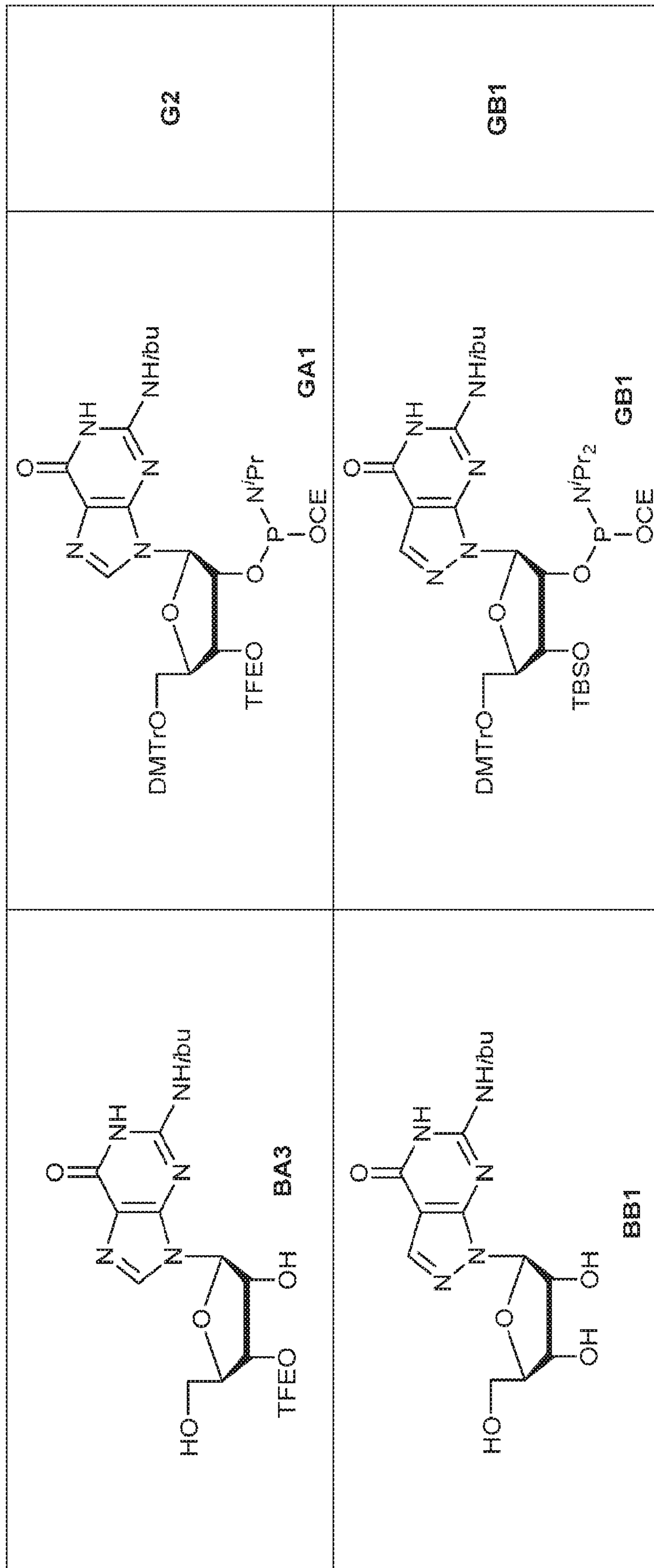


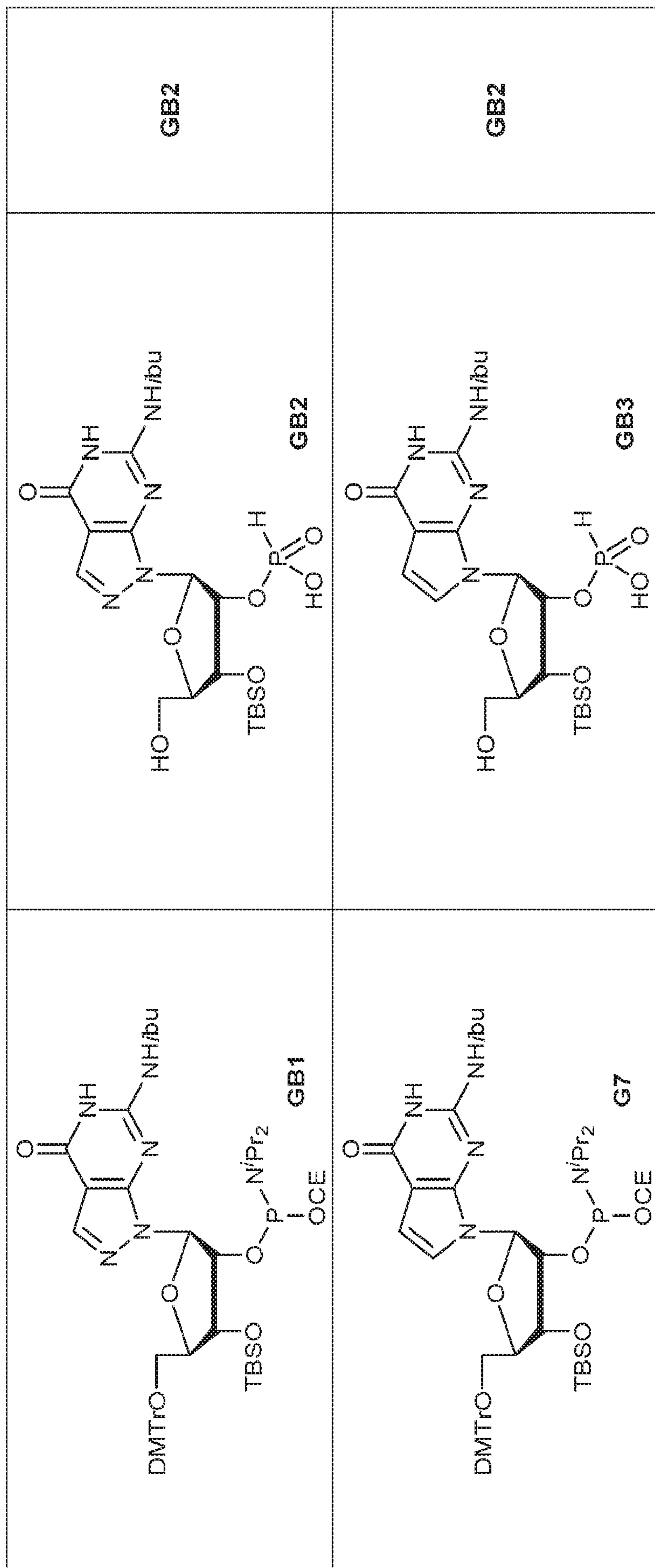


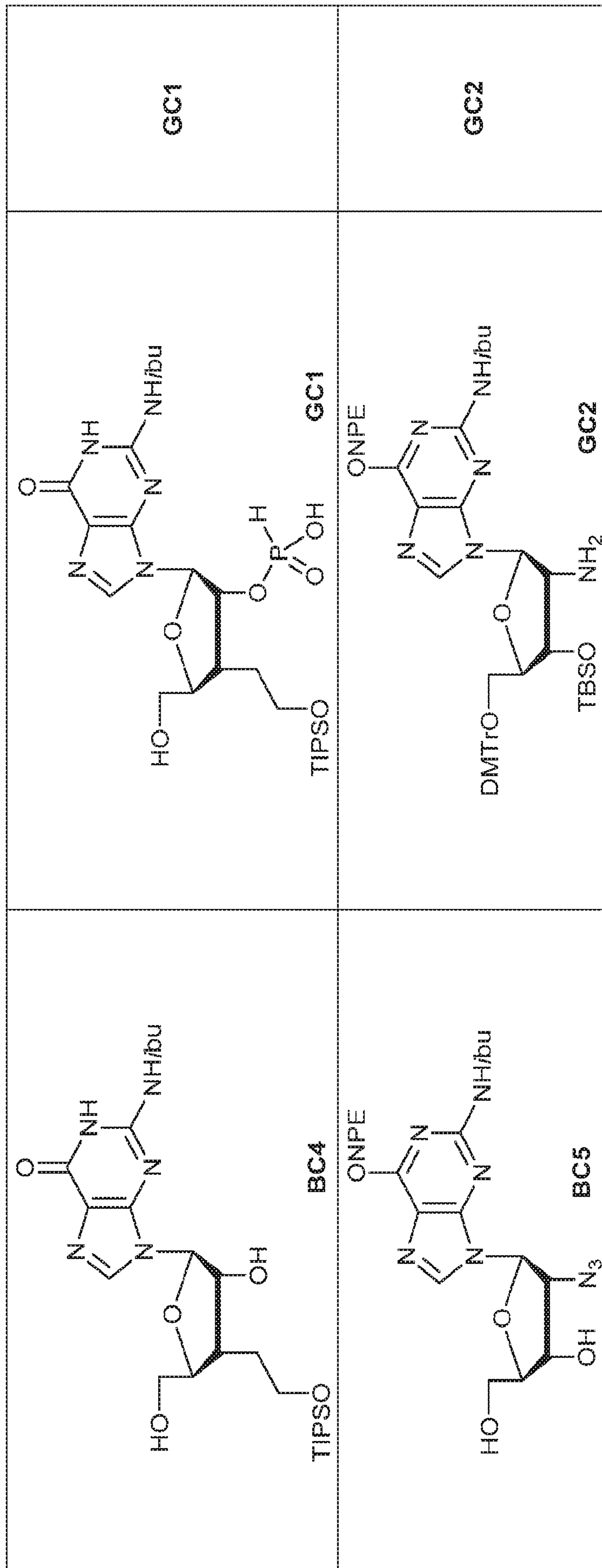


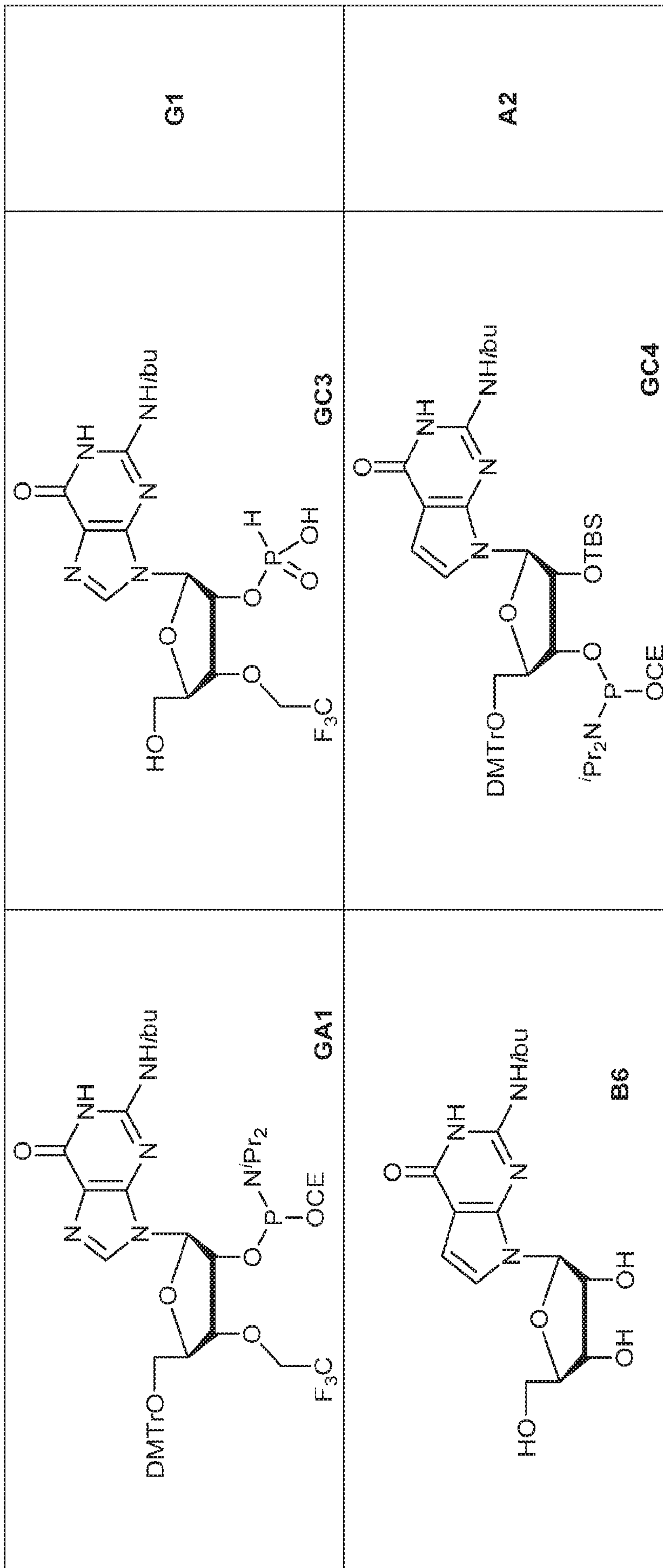


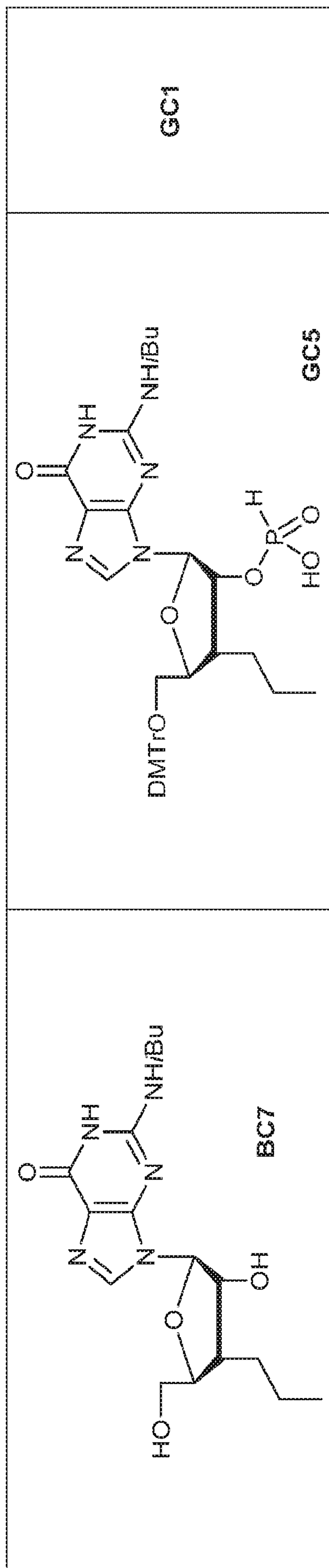




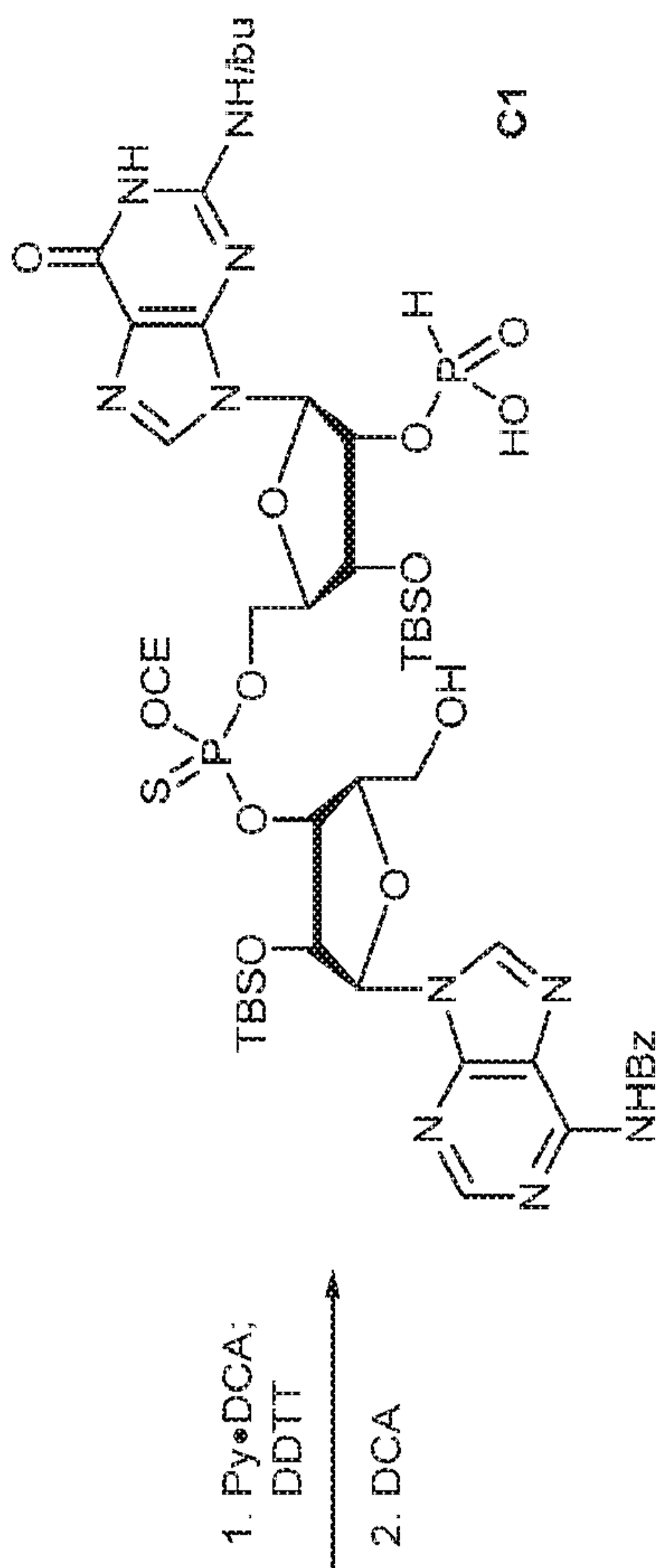






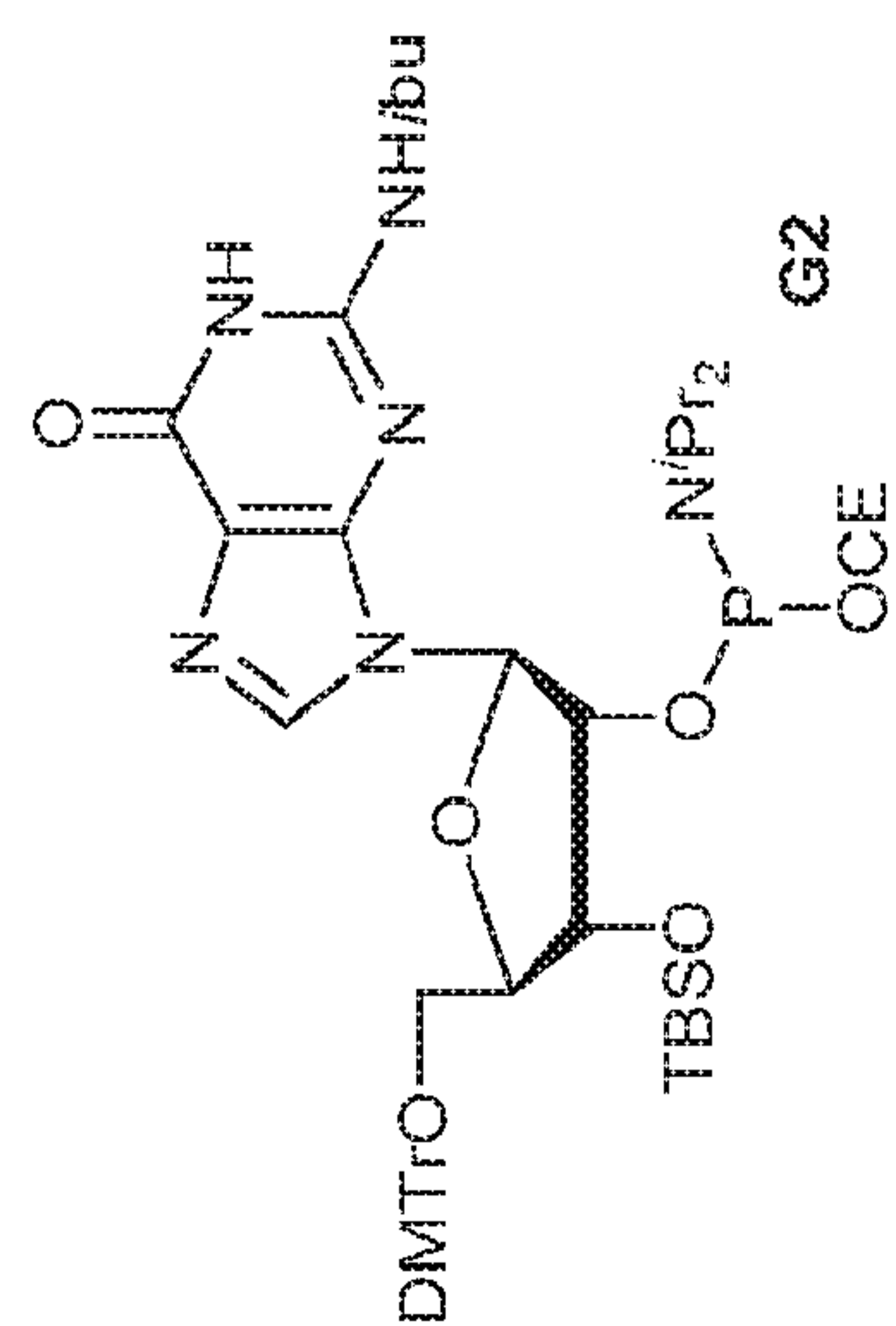
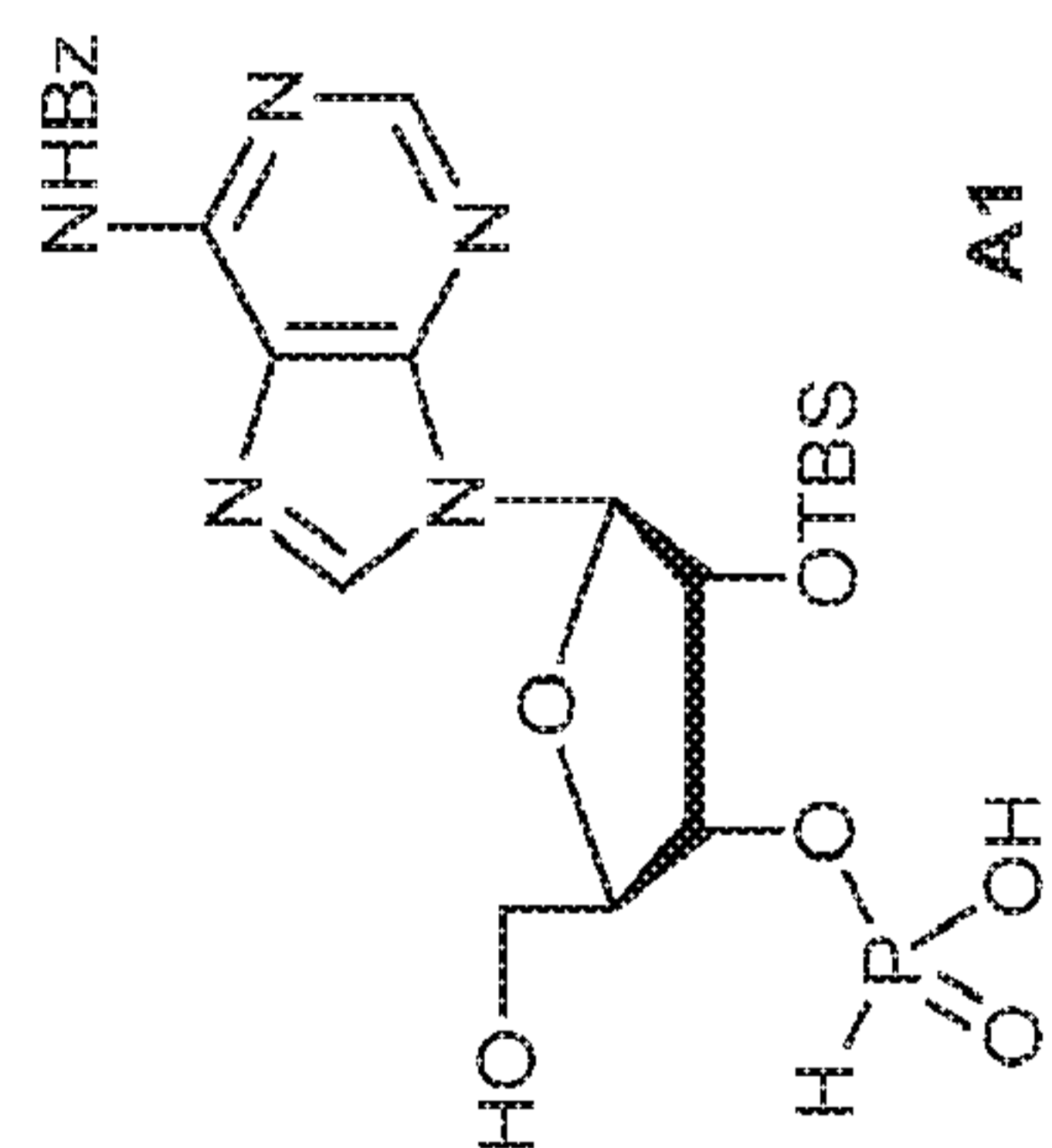
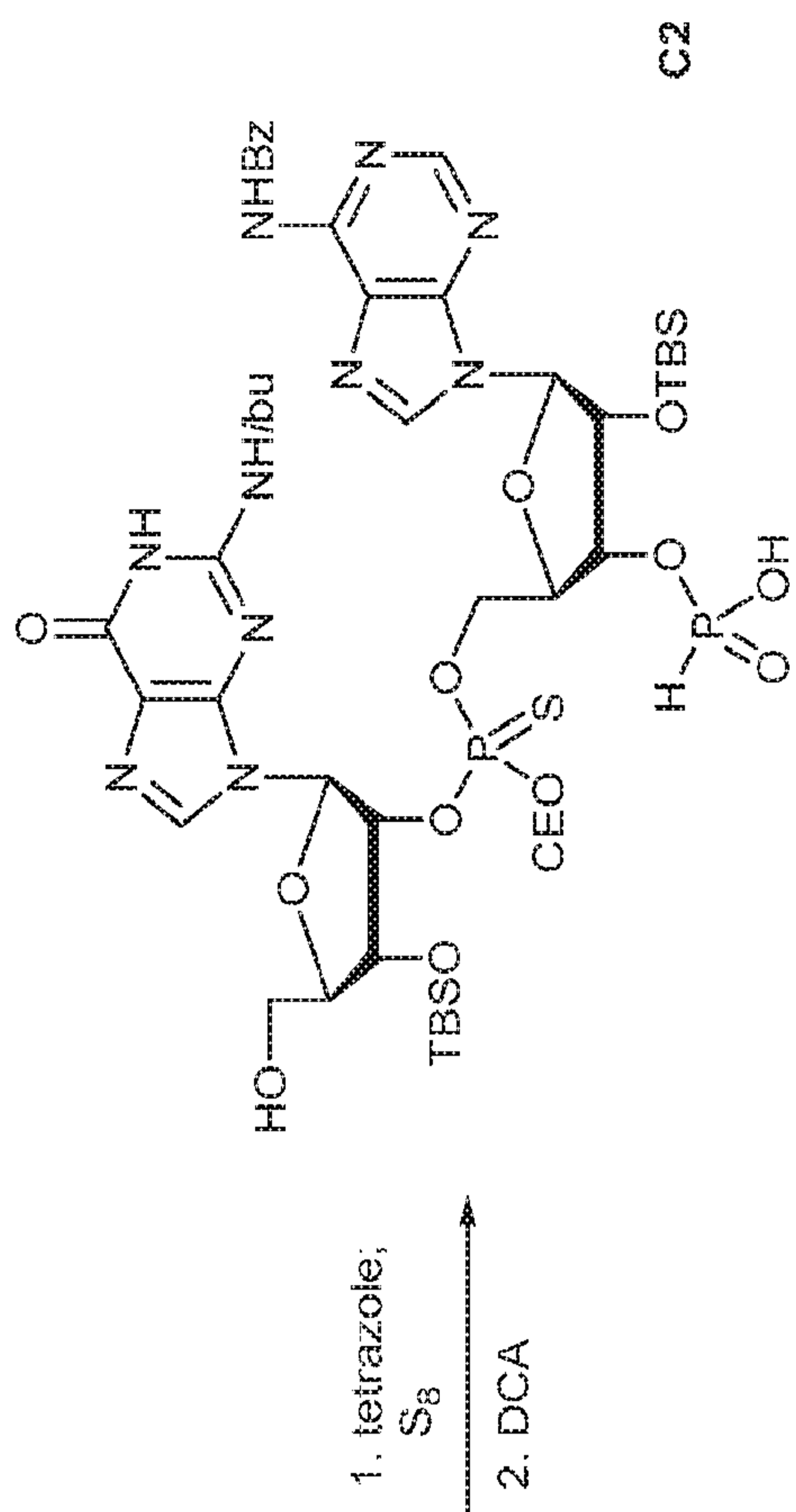


Preparation of C1



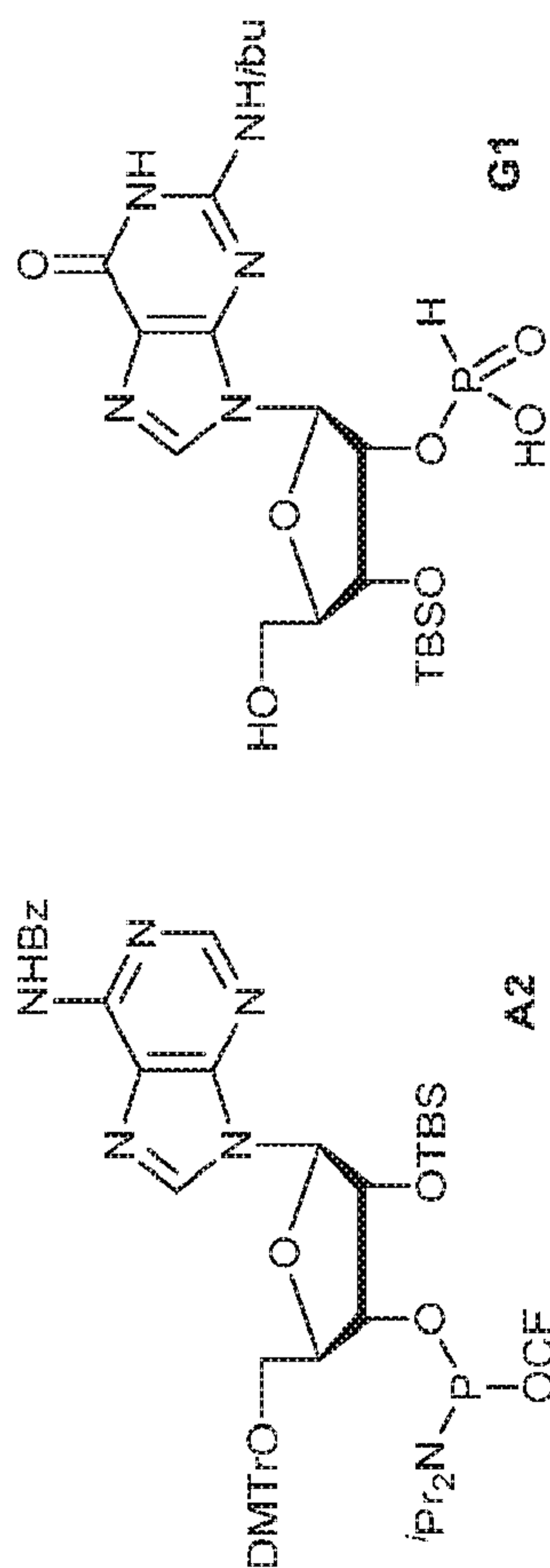
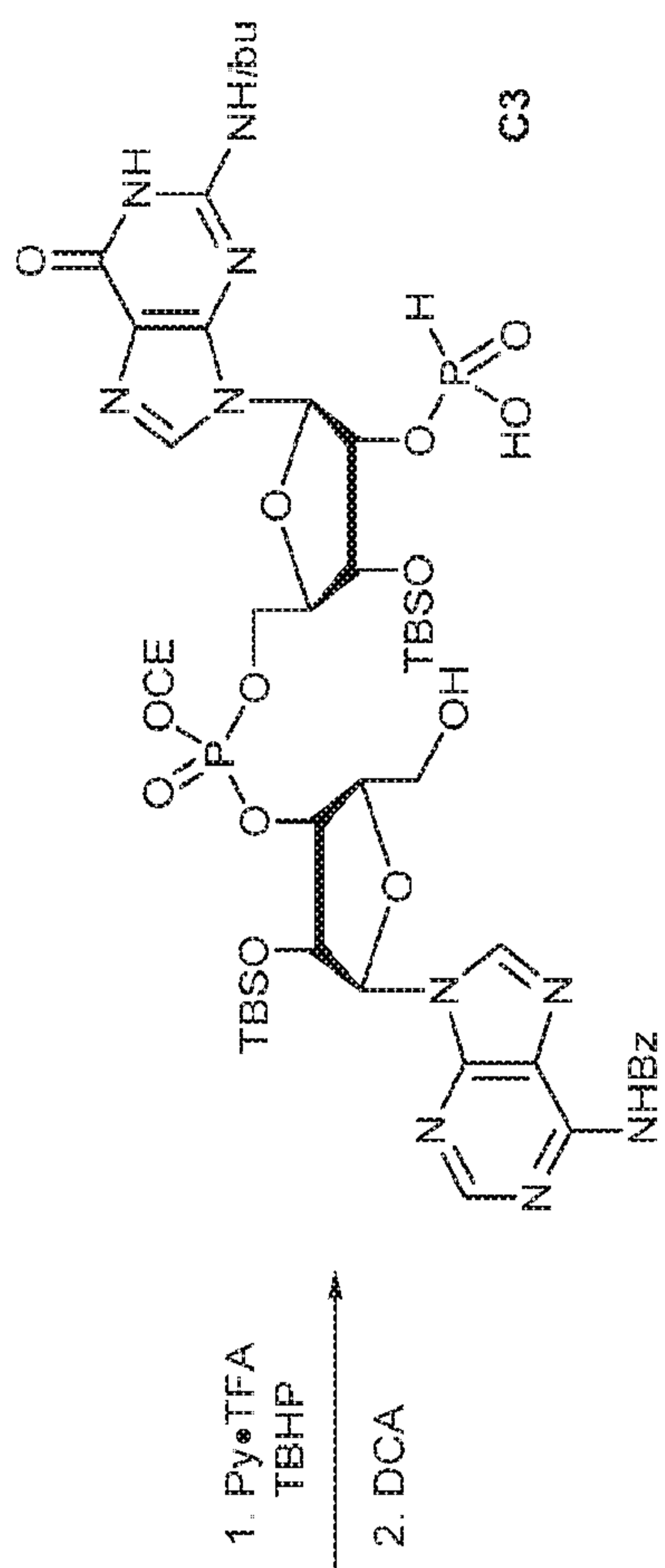
[0311] To a solution of crude **G1** (obtained from 187 mg of **G2**•TEA salt, 0.2 mmol, containing Py•DCA salt) in MeCN (0.5 mL) is added a solution of **A2** (0.26 g, 0.26 mmol) in MeCN (0.2 mL). After stirring for 30 minutes, DDTT (46 mg, 0.22 mmol) is added and the mixture is stirred for 1 hour before concentrated. The residue is dissolved in DCM (4.8 mL) and water (0.036 mL) and DCA (6% in DCM, 4.8 mL) are added. After stirring for 10 minutes, Py (1 mL) is added and the mixture is concentrated and purified by silica gel column chromatography (MeOH/DCM = 1/10 to 1/5) to give **C1**•Py salt as a white solid (86 mg, 35% yield). (MS: [M+H]⁺ 1148.0)

Preparation of C2

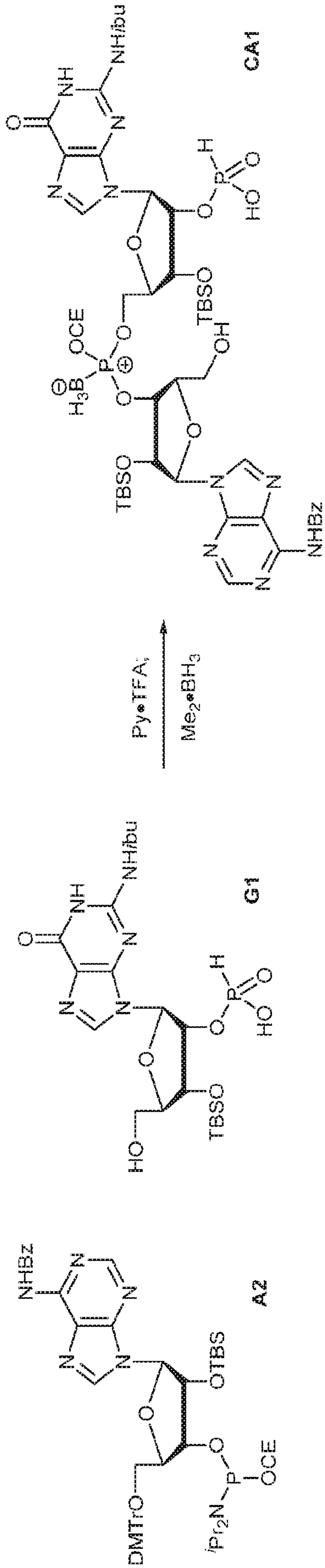


[0312] To a mixture of **A1** (1.0 g, 1.82 mmol, co-evaporated MeCN 20 mL × 3) and **G2** (2.3 g, 2.37 mmol, co-evaporated with MeCN 20 mL × 3) is added tetrazole (0.45 M in MeCN, 10 mL) at 25 °C and stirred for 1 hour before elemental sulfur (1.75 g, 6.84 mmol) is added. After stirring for 1 hour, MeCN (20 mL) is added and the mixture is filtered and concentrated. The residue is dissolved in DCM (100 mL) and DCA (1.96 g, 15.2 mmol, 1.25 mL) is added. After stirring at 25 °C for 2 hours, saturated sodium bicarbonate aqueous solution (100 mL) is added. The layers are separated and the aqueous layer is extracted with EA (100 mL × 3). The combined organic layers are dried over anhydrous sodium sulfate, filtered, concentrated, and purified by reverse-phase silica gel column chromatography (MeCN with 0.1% TEA/water = 0% to 100%) to give **C2**•TEA salt as a white solid (100 mg, 5% yield). (MS: {[M+2H]²⁺}/2 574.6)

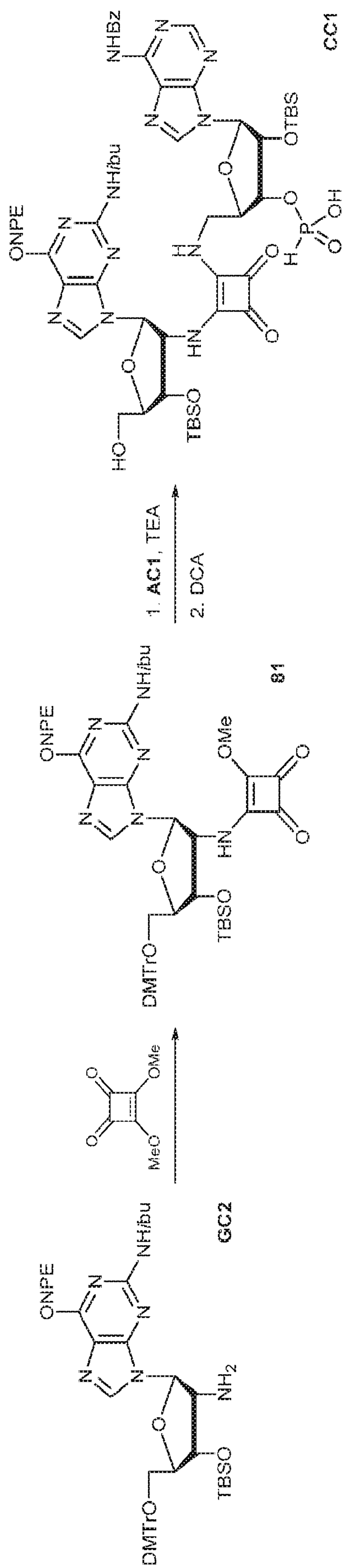
Preparation of C3:



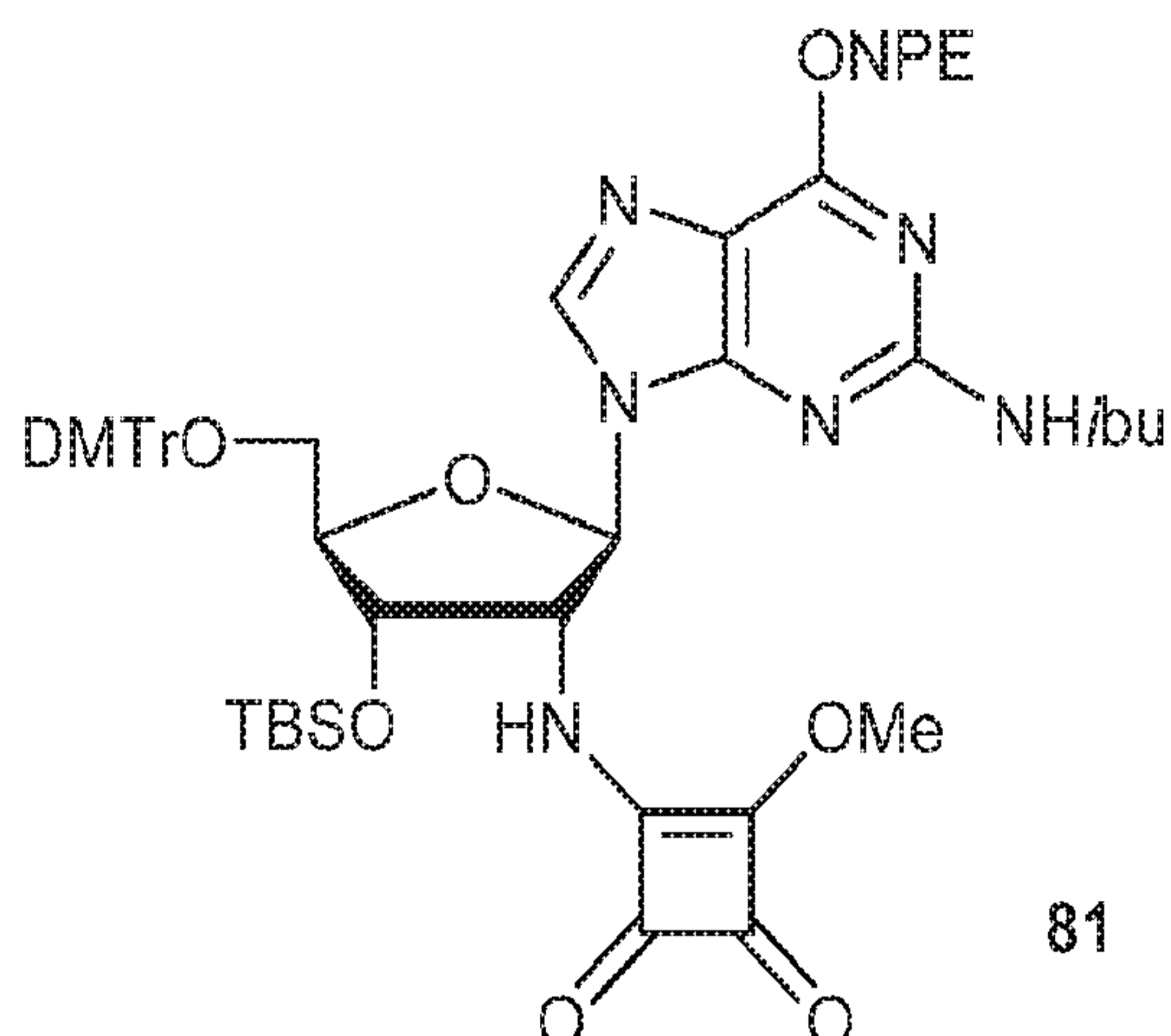
[0313] To a solution of **A2** (510 mg, 0.52 mmol, co-evaporated with MeCN 5 mL × 3) in MeCN (1 mL) treated with 3Å MS (100 mg) for 30 minutes is added a mixture of **G1** (250 mg, 0.47 mmol, co-evaporated with MeCN 5 mL × 3) and pyridinium trifluoroacetate (109 mg, 0.56 mmol, co-evaporated with MeCN 5 mL × 3) in MeCN (1.5 mL) treated with 3 Å MS (50 mg) for 30 minutes. After stirring for 4 hours, TBHP (5.5 M in decane, 0.26 mL) is added and the mixture is stirred for 30 minutes before sodium bisulfite aqueous solution (33%, 0.24 mL) is added at 0 °C. The mixture is then stirred at room temperature for 10 minutes before filtered and concentrated. The residue is dissolved in DCM (6.2 mL) followed by addition of water (0.09 mL) and DCA (0.37 mL) in DCM (6.2 mL). After stirring at room temperature for 10 minutes, Py (0.73 mL, 9.05 mmol) and DCM (35 mL) are added. The mixture is washed with water (10 mL × 2) and the combined aqueous layers are extracted by dichloromethane (10 mL × 2). The combined organic layers are dried over anhydrous sodium sulfate, concentrated, and purified by silica gel column chromatography (MeOH/CH₂Cl₂/Py = 10:89.5:0.5 to 25:74.5:0.5) to give **C3** as a white solid (250 mg, 47%). (MS: [M+H]⁺ 1132.2)

Preparation of CA1:

[0314] To a solution of **G1** (500 mg, 0.94 mmol, co-evaporated with MeCN 10 mL × 3) and pyridinium trifluoroacetate (218 mg, 1.13 mmol, co-evaporation with MeCN 10 mL × 3) in MeCN (3 mL) treated with 3 Å MS (100 mg) for 30 minutes is added a solution of **A2** (976 mg, 0.99 mmol, co-evaporated with MeCN 10 mL × 3) in MeCN (2 mL) treated with 3 Å MS (200 mg) for 30 minutes. After stirring at room temperature for 2.5 hours, the mixture is concentrated and co-evaporated with MeCN (10 mL × 2). The residue is then dissolved in DCM (20 mL) followed by addition of borane dimethyl sulfide complex (2 M in THF, 0.94 mL, 1.88 mmol) dropwise. After stirring at room temperature for 1 hour, MeOH (0.17 mL) is added at 0 °C and stirred for 20 minutes before concentrated to give crude **CA1**.

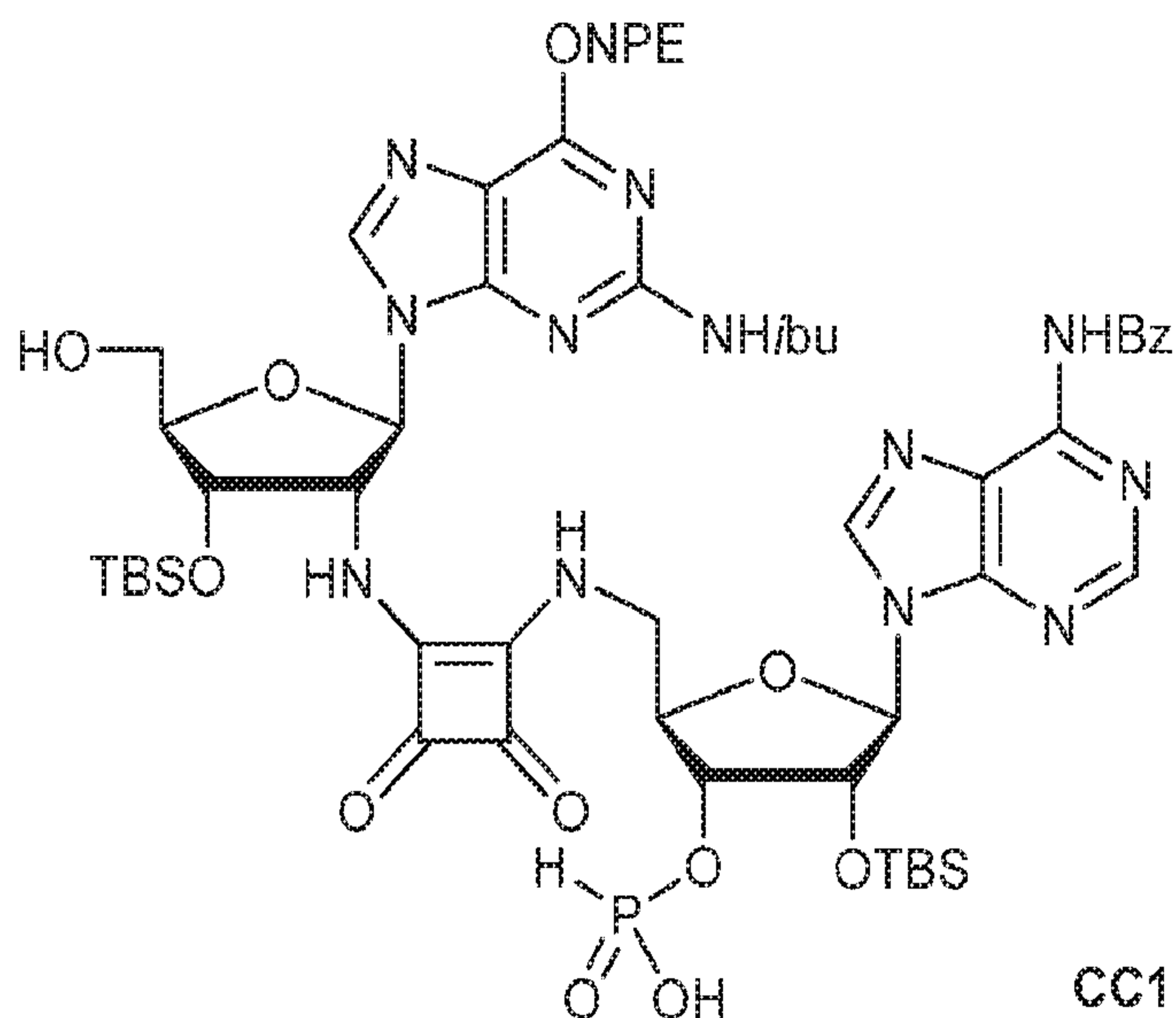
Preparation of CC1

Step 1: squaramide 81



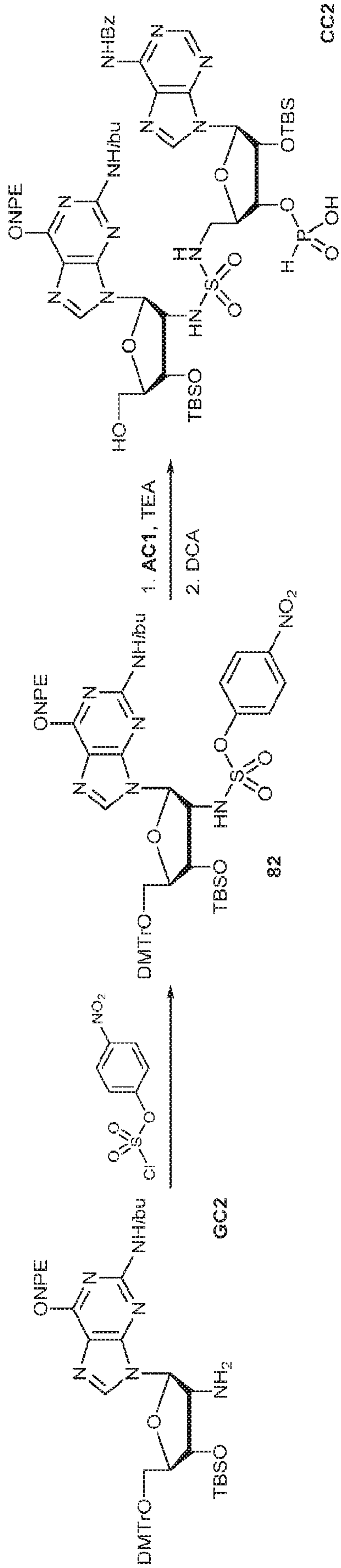
[0315] To a solution of **GC2** (802 mg, 0.87 mmol) in DMF (5 mL) is added 3,4-dimethoxy-3-cyclobutene-1,2-dione (186 mg, 1.31 mmol) at 15 °C slowly. After stirring at 15 °C for 2 hours, the mixture is concentrated and purified by reverse-phase preparative HPLC (MeCN with 0.1% TEA/water = 0% to 100%) to give a mixture of the desired product and an unidentified byproduct (0.7 g, ca. 84% purity). (MS: $[M+H]^+$ 1028.4)

Step 2: CC1

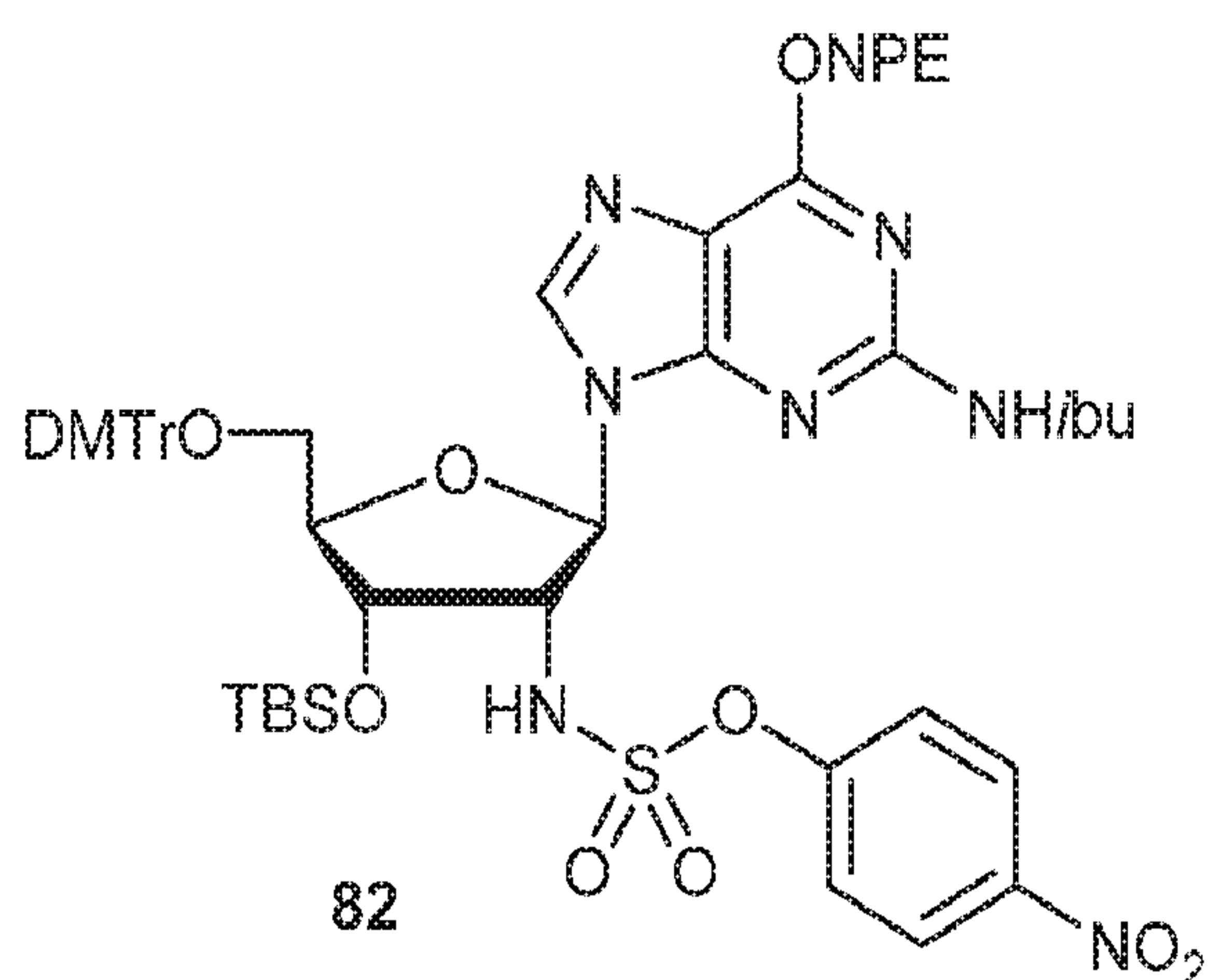


[0316] To a solution of **81** (ca. 84% pure, 0.6 g) obtained above and **AC1** (0.64 g, 1.17 mmol) in DMF (5.0 mL) is added TEA (177 mg, 1.75 mmol, 0.24 mL) at 15 °C. After stirring at 15 °C for 12 hours, the mixture is concentrated and the residue is dissolved in DCM (5.0 mL) before DCA (470 mg, 3.65 mmol, 0.3 mL) is added. The mixture is then stirred at 15 °C for 15 minutes before concentrated. The residue is purified by reverse-phase preparative HPLC (MeCN with 0.1% TEA/water = 0% to 100%) to give **CC1** as a white

solid (0.54 g, 40% yield over two steps). (MS: $[M+H]^+$ 1242.3)

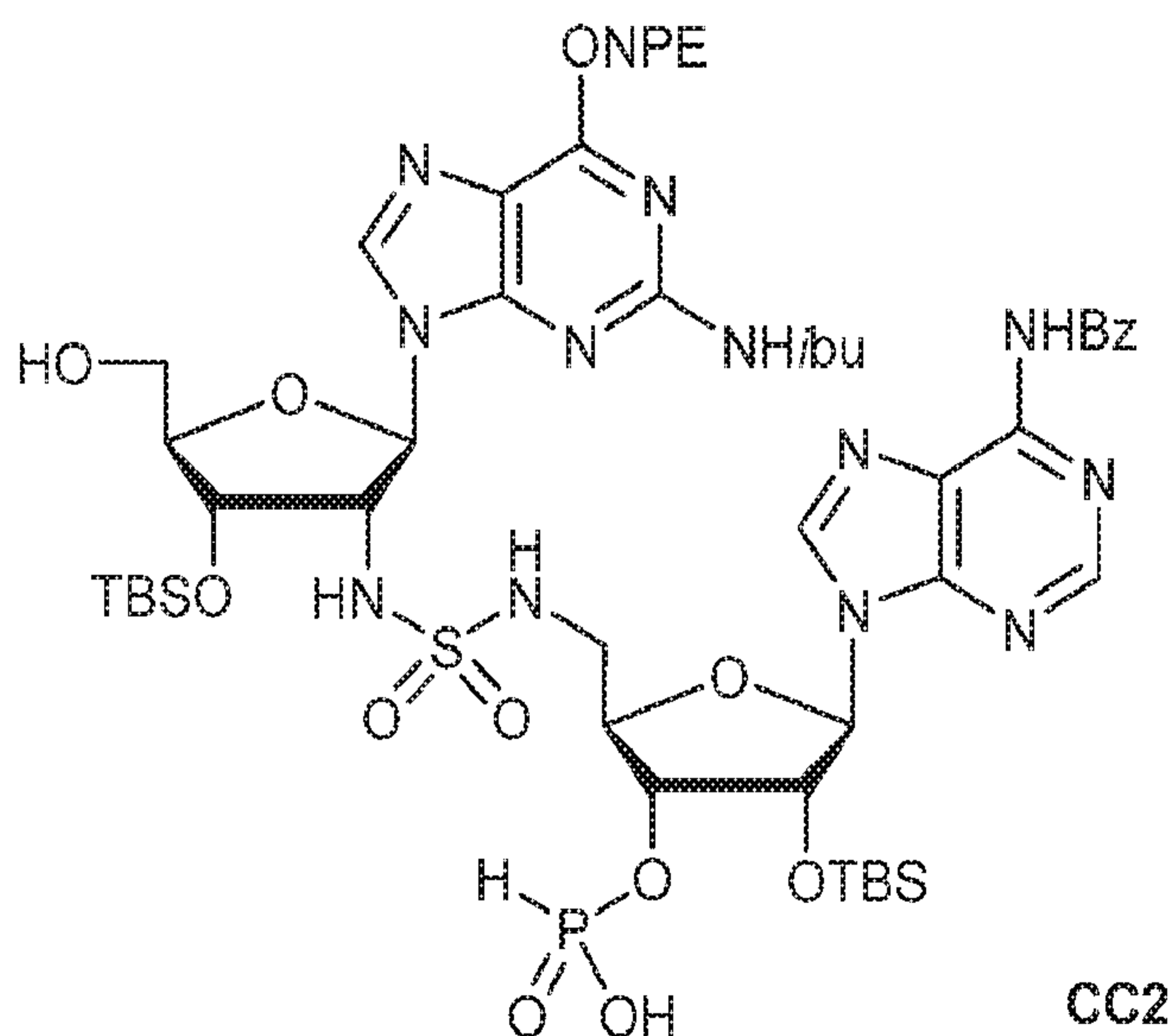
Preparation of CC2

Step 1: sulfamate 82



[0317] To a solution of 4-nitrophenyl chlorosulfate (0.31 g, 1.31 mmol) in DCM (1.0 mL) is added a solution of of **GC2** (0.40 g, 0.44 mmol), 4-nitrophenol (0.61 g, 4.4 mmol) and TEA (0.73 mL, 5.23 mmol) in DCM (5 mL) at -78°C . After stirring for 30 minutes, the mixture is warmed to room temperature, diluted with DCM (20 mL), and washed with water (20 mL \times 3). The combined aqueous layers are extracted with DCM (20 mL \times 2) and the combined organic layers are dried over anhydrous magnesium sulfate, filtered, concentrated, and purified by silica gel column chromatography (EA/PE with 1% TEA = 1/5 to 1/2) to give **82** (0.30 g, 59 % yield) as a white solid. (MS: $[\text{M}+\text{H}]^{+}$ 1118.9)

Step 2: CC2

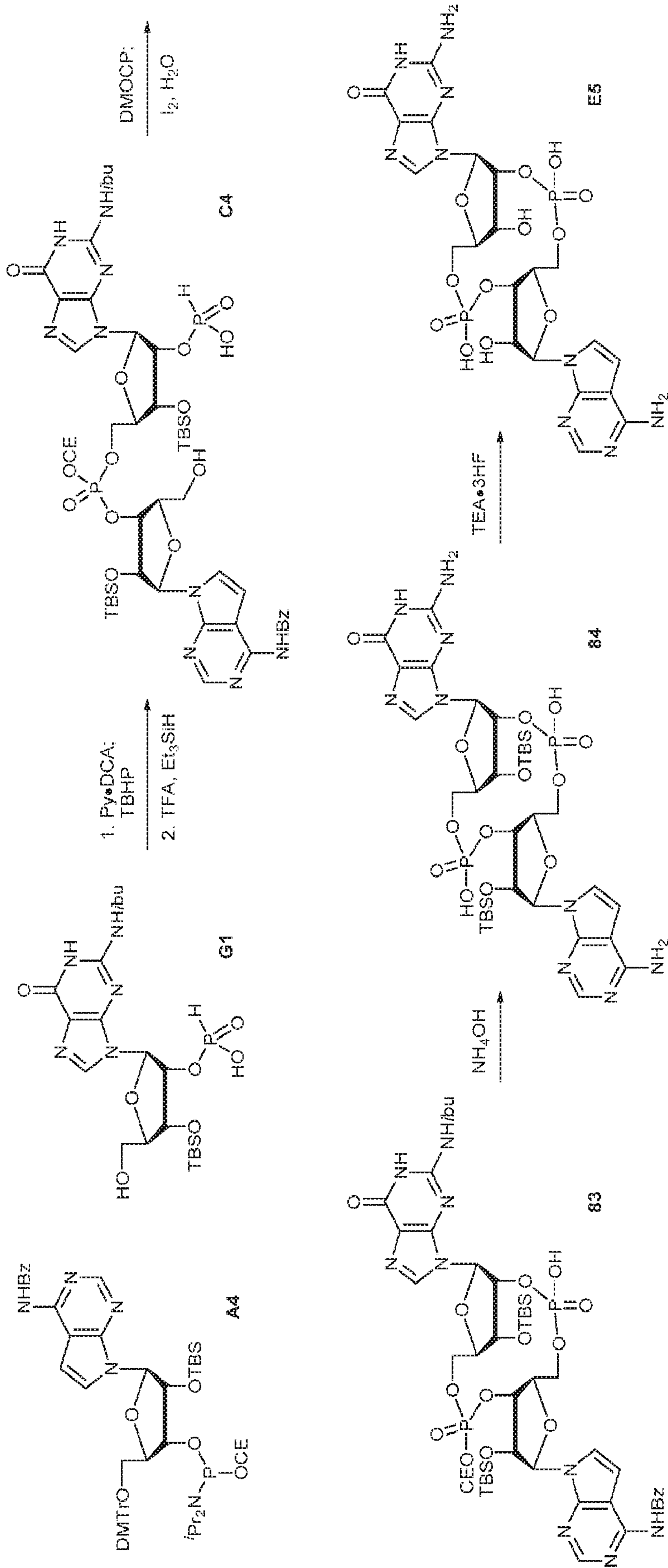


[0318] To a solution of **82** (0.2 g, 0.18 mmol) in THF (1.0 mL), 4Å MS (0.05 g) and TEA (0.12 mL, 0.89 mmol) is added **AC1** (0.12 g, 0.21 mmol). After stirring for 12 hours, the mixture is diluted with THF (2 mL), filtered, and concentrated. The residue is then

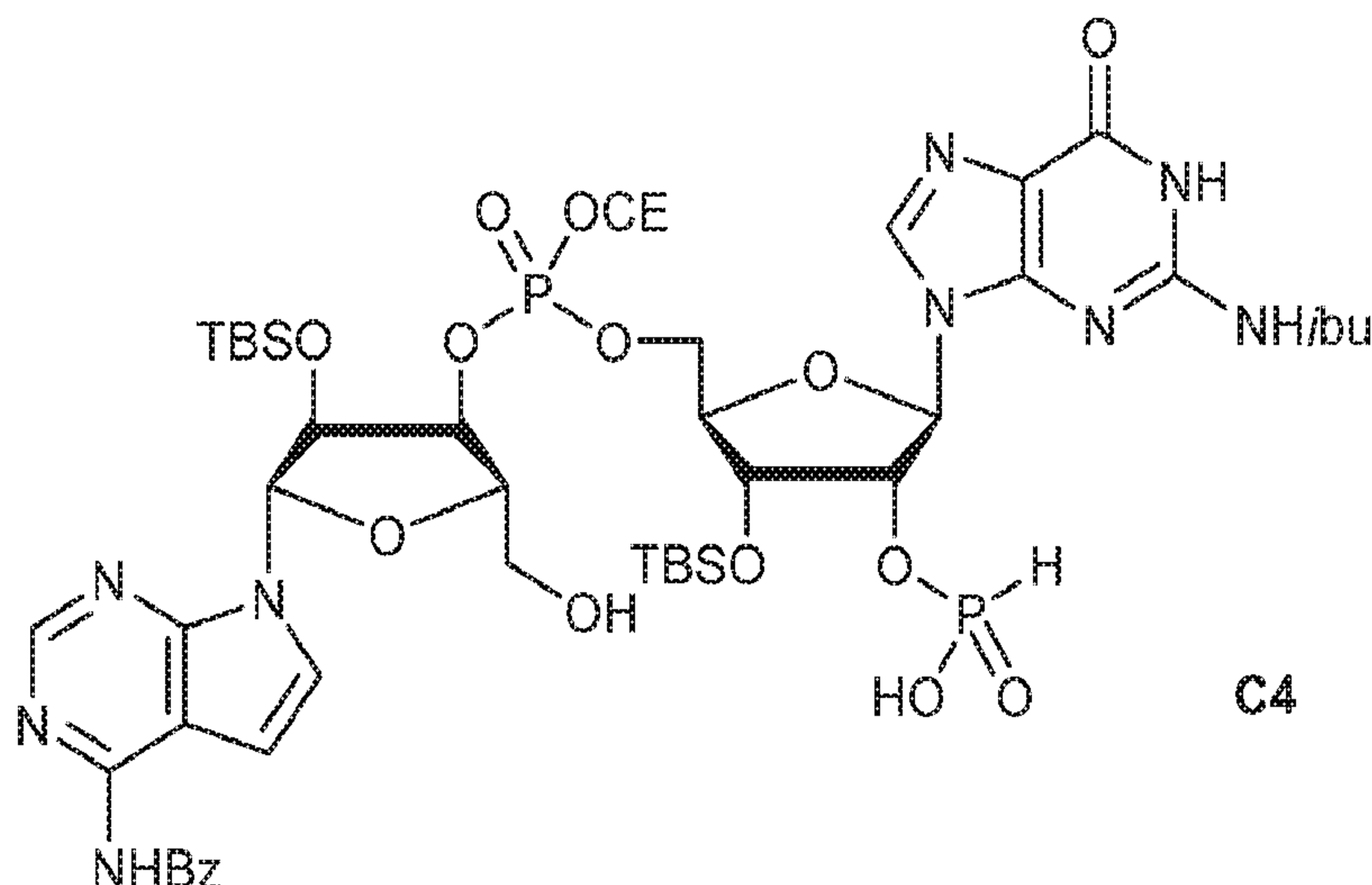
dissolved in DCM (5.0 mL) before water (0.1 mL) and a solution of DCA (0.46 mL) in DCM (5.0 mL) are added. After stirring for 15 minutes, the mixture is neutralized with TEA to ~pH 7 before concentrated and purified by reversed-phase C18 silica gel column chromatography (MeCN with 0.5% TEA/water = 0% to 40%) to give **CC2** (0.11 g, 44% yield) as a white solid. (MS: [M+H]⁺ 1226.0)

EXAMPLES

Example A: Synthesis of E5

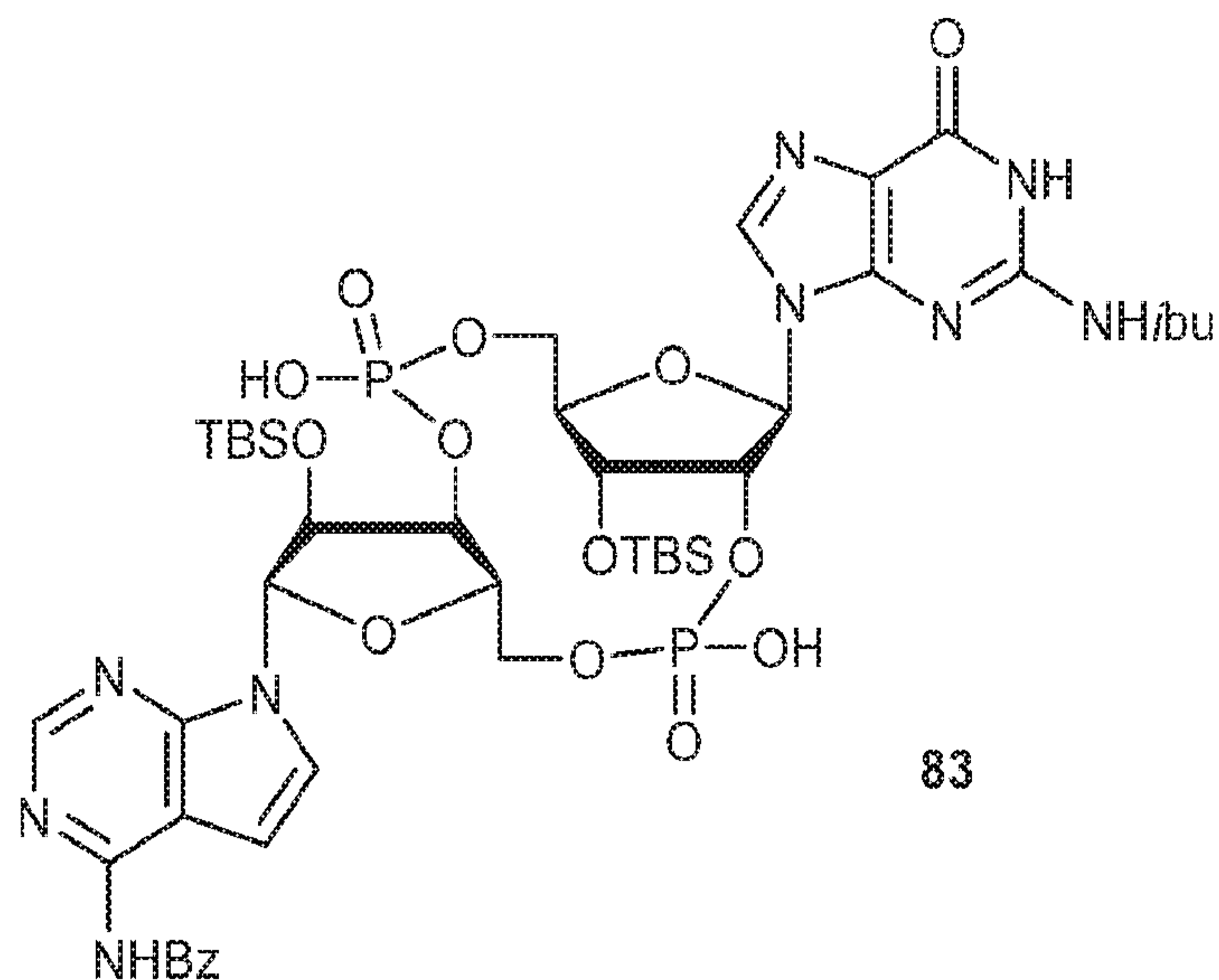


Step 1: C4



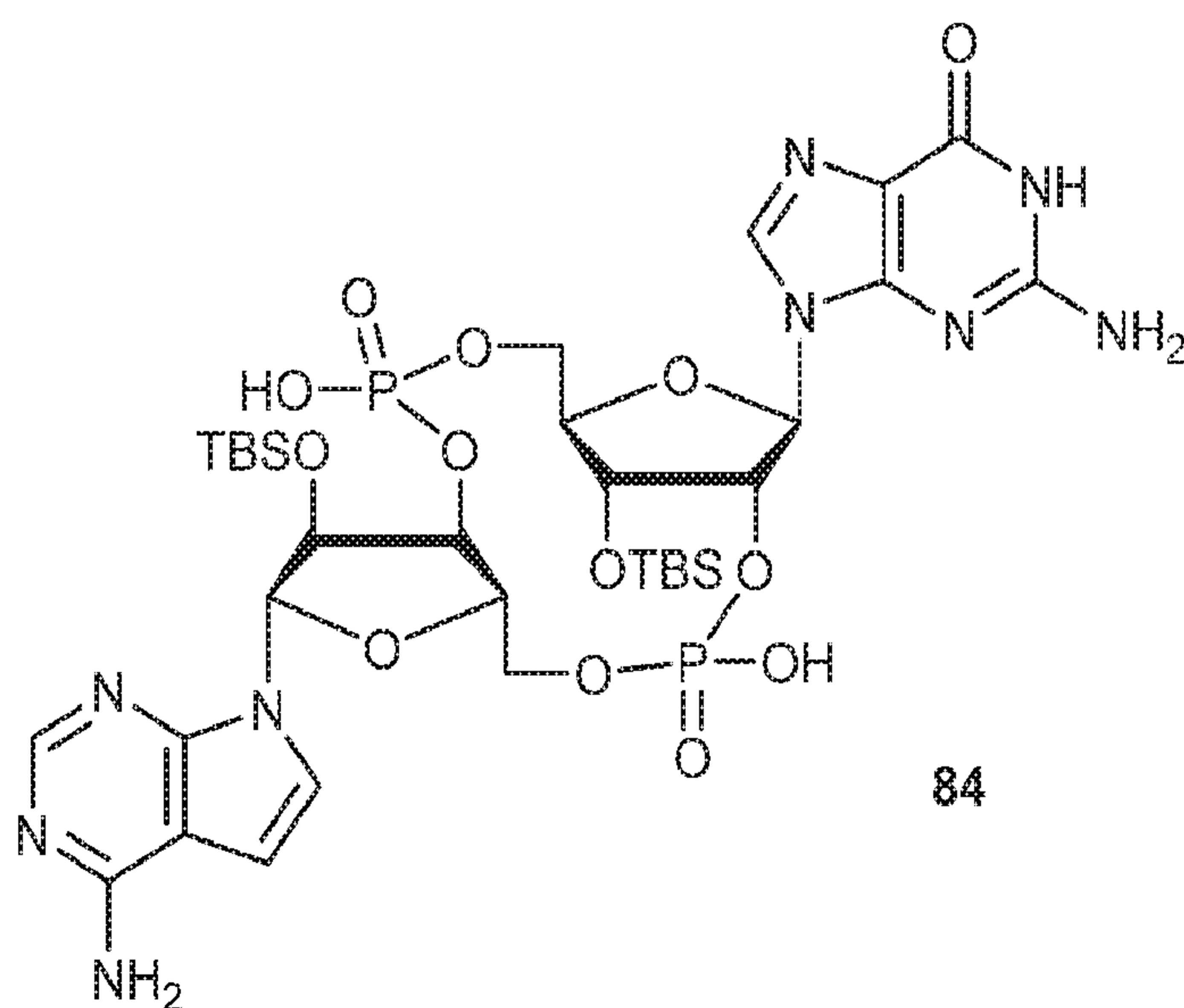
[0319] To a solution of **A4** (1.0 g, 1.01 mmol) and **G1** (1.07 g, 2.02 mmol) in MeCN (10 mL) is added Py•DCA (420 mg, 2.02 mmol). After stirring at 20 °C for 2 hours, TBHP (70% in water, 0.65 mL, 5.05 mmol) is added and the mixture is stirred for 1 hour before sodium bicarbonate aqueous solution (50 mL) is added. The mixture is extracted with ethyl acetate (100 mL) and the organic layer is washed with brine (30 mL), dried with anhydrous sodium sulfate, filtered, and concentrated. The residue is then dissolved in a mixture of DCM (20 mL), TFA (1.0 mL) and triethylsilane (5.0 mL). After stirring for 2 hours, the mixture is neutralized with solid sodium bicarbonate to ~pH 7. The mixture is then filtered and the solid is washed with EA (50 mL × 3). The filtrate is concentrate and purified by preparative HPLC (MeCN with 0.1% TEA/water = 0% to 30%) to give **C4**•TEA as a white solid (620 mg, 49% yield). (MS: [M+H]⁺ 1131.1)

Step 2: phosphodiester 83



[0320] To a solution of **C4** (583 mg, 0.515 mmol) in Py (10 mL) is added DMOCP (583 mg, 3.16 mmol) at 20 °C. After stirring for 2 hours, iodine (654 mg, 2.58 mmol) is added and the mixture is stirred for 1 hour before saturated sodium sulfate aqueous solution (30 mL) and saturated sodium bicarbonate aqueous solution (30 mL) is added. The mixture is then extracted with EA (100 mL), washed with brine (60 mL), dried over anhydrous sodium sulfate, filtered, concentrated, and purified by reversed-phase silica gel column chromatography (MeCN with 0.1% TEA/water = 20% to 40%) to give **83**•TEA as a white solid (172.0 mg, 31% yield). (MS: $[M+H]^+$ 1076.1)

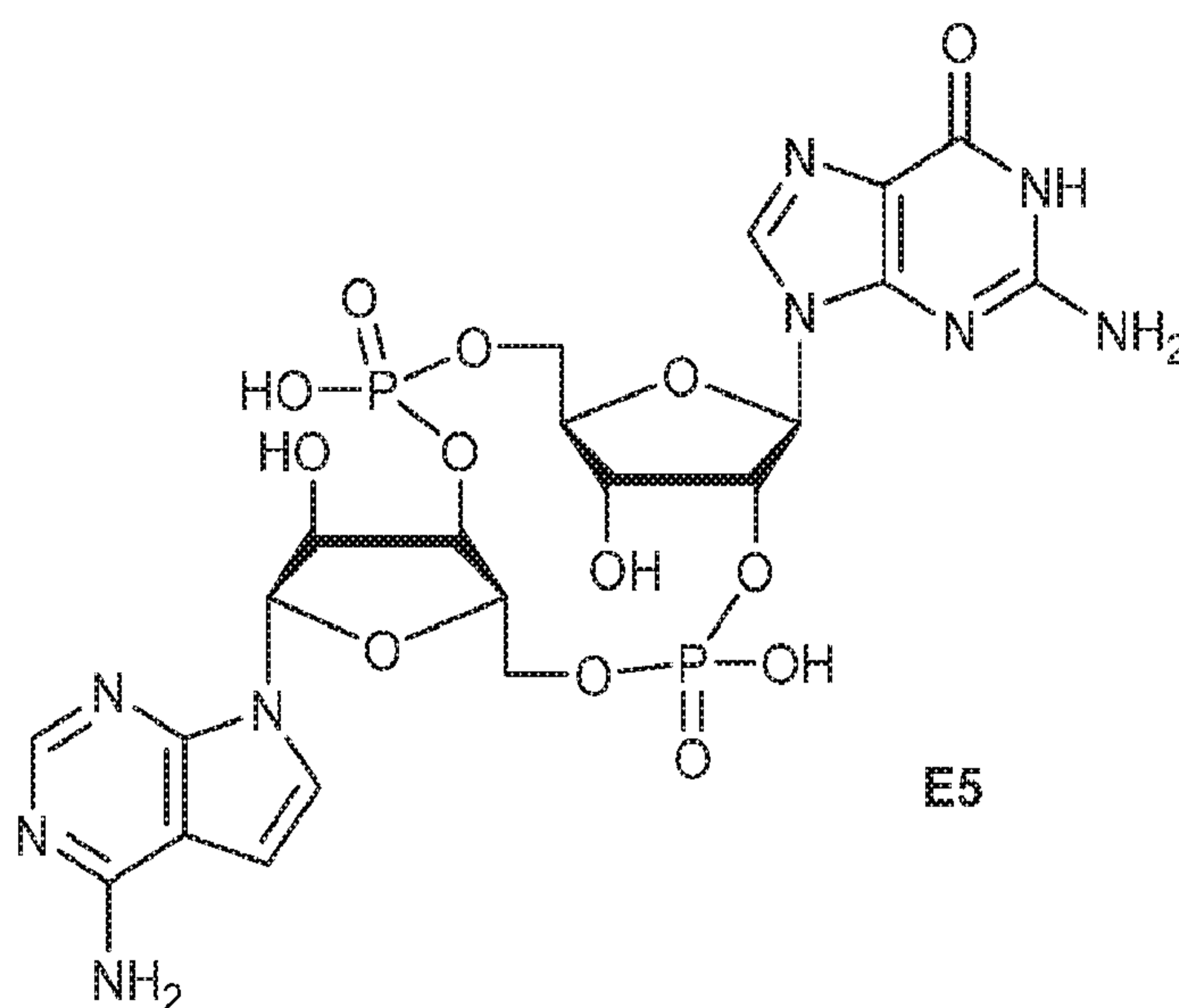
Step 3: bisphosphodiester **84**



[0321] A solution of **83** (100 mg, 0.093 mmol) in MeOH (1.0 mL) and ammonium

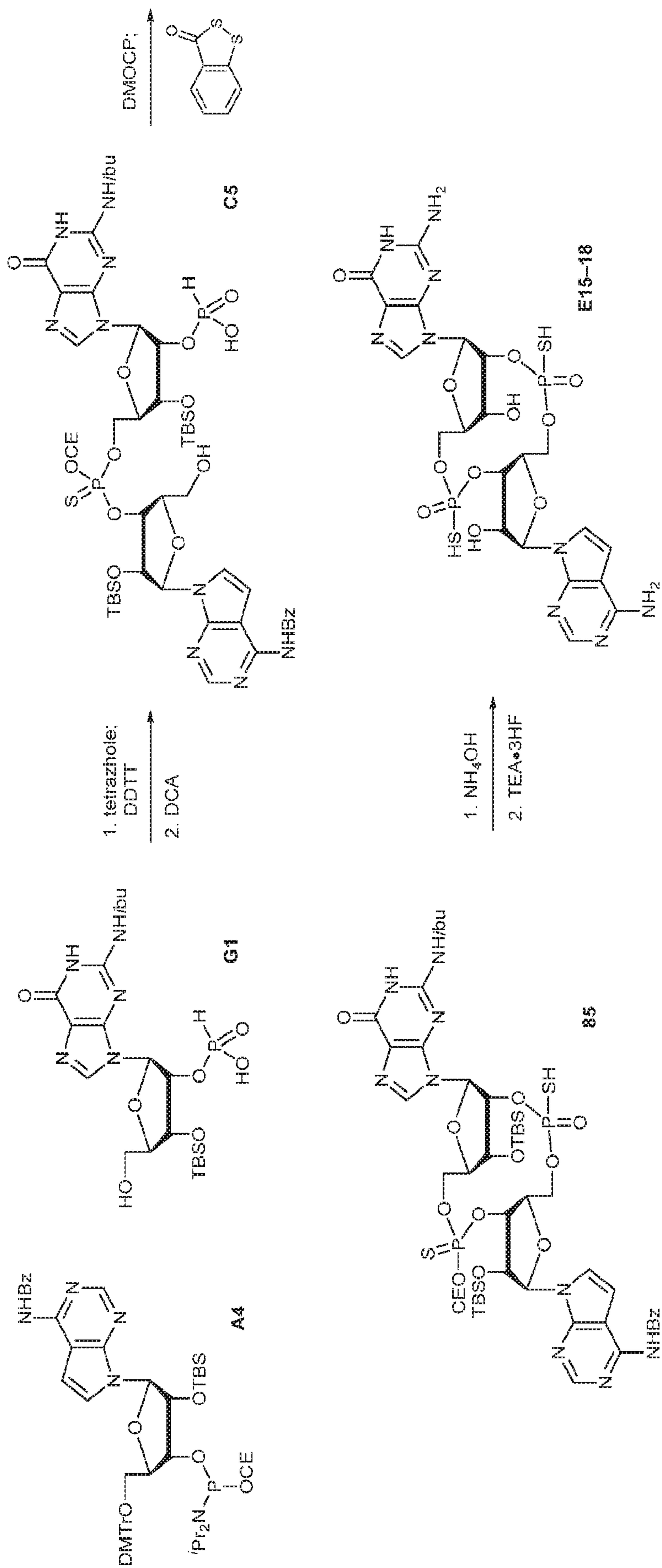
hydroxide (1.0 mL) is stirred at 50 °C for 12 hours. The mixture is then concentrated and purified by reverse-phase silica gel column chromatography (MeCN with 0.1% TEA/water = 20% to 40%) to give **84** as a yellow solid (27.0 mg, 32% yield). (MS: $[M+H]^+$ 902.5)

Step 4: E5

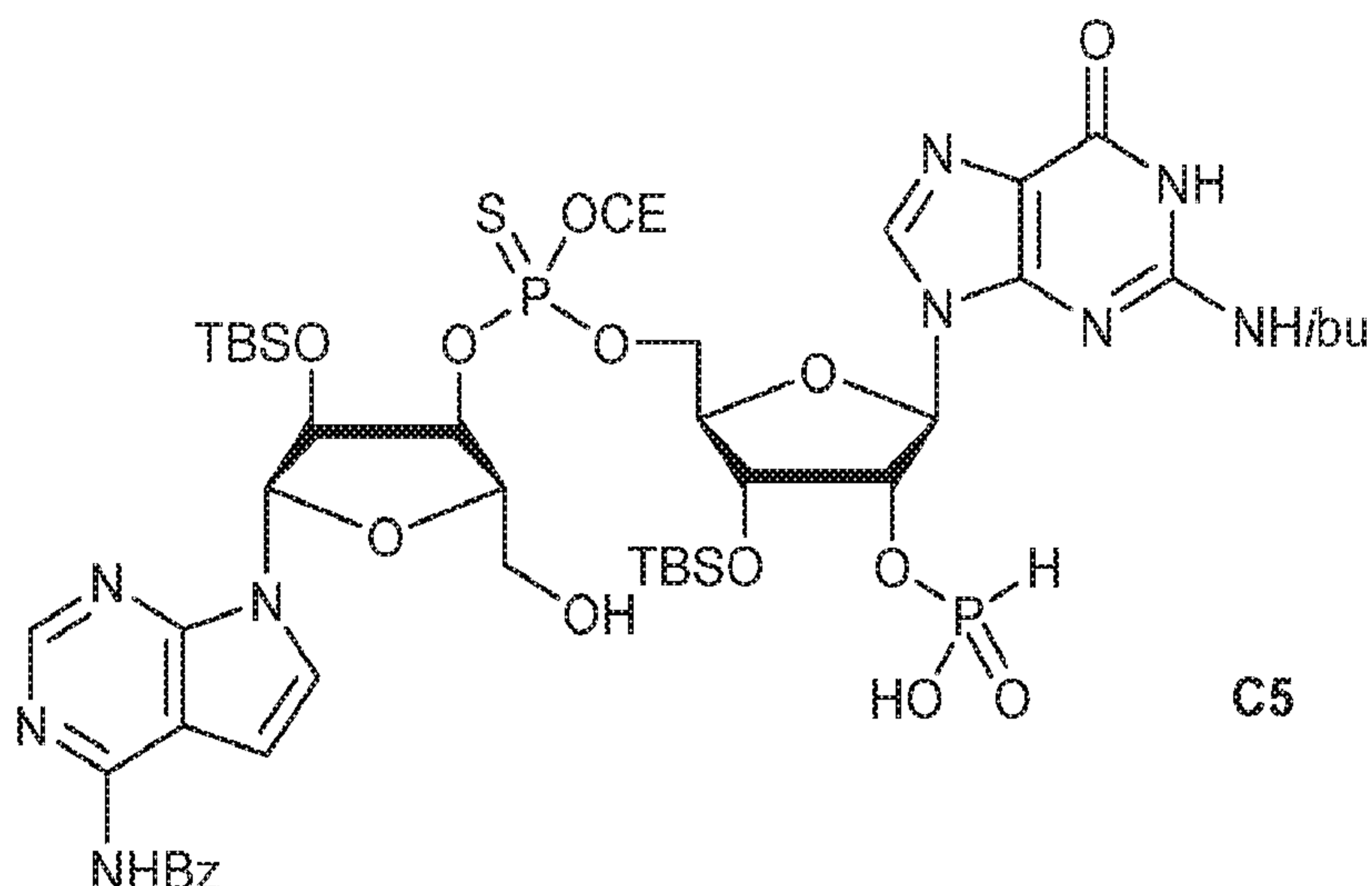


[0322] A solution of **84** (27 mg, 0.030 mmol) in TEA•3HF (10 mL) is stirred at 50 °C for 3 hours. The mixture is then neutralized with cold triethylammonium bicarbonate to ~pH 7, concentrated, and purified by a C18 reverse-phase silica gel column chromatography (MeCN with 0.1% TEA/water = 0% to 20%) to give **E5**•TEA as a white solid (5.2 mg, 26% yield). (MS: $[M+H]^+$ 673.7)

Example B: Synthesis of E15-E18

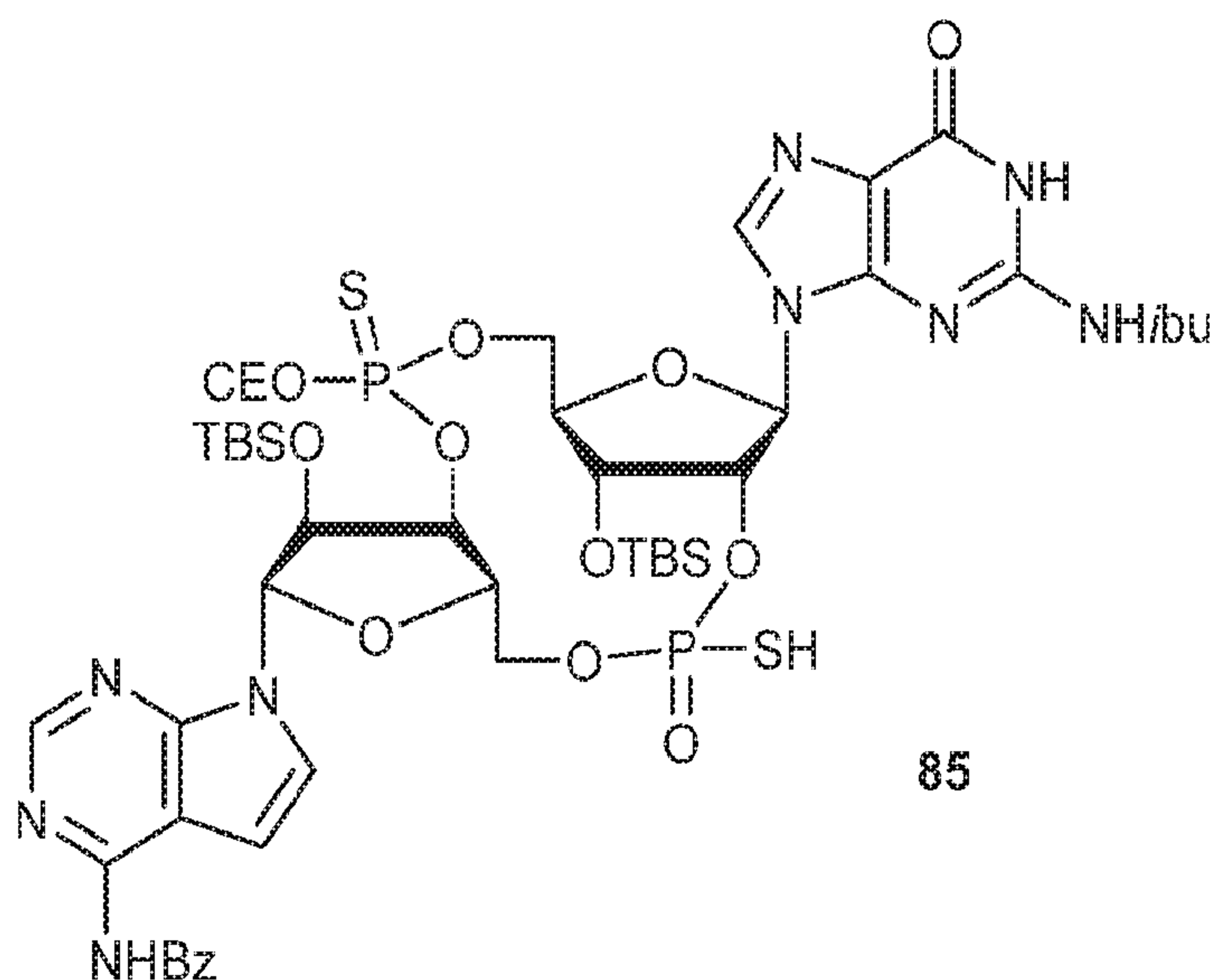


Step 1: C5



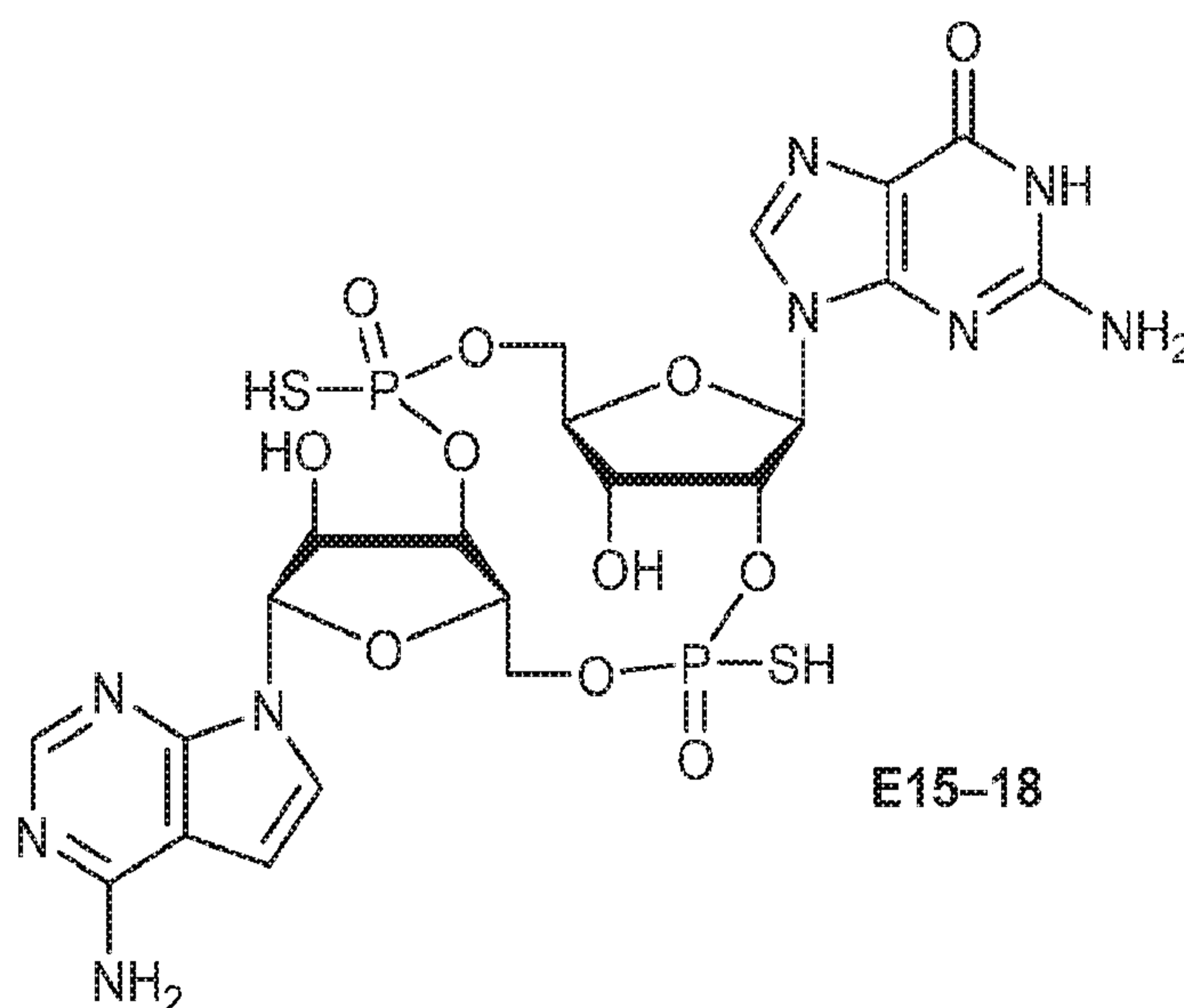
[0323] To a mixture of **A4** (500 mg, 0.50 mmol, co-evaporated with MeCN 5 mL × 1 and toluene 10 mL × 2) and **G1** (322 mg, 0.61 mmol, co-evaporated with MeCN 5 mL × 1 and toluene 10 mL × 2) is added tetrazole (0.45 M in MeCN, 4.0 mL). After stirring at 25 °C for 2 hours, DDTT (240 mg, 1.2 mmol) is added and the mixture is stirred for 16 hour before filtered and concentrated. The residue is then dissolved in DCM (10 mL) followed by addition of water (0.1 mL) and DCA (0.21 mL). After stirring for 10 minutes, TEA (1 mL) is added and the mixture is concentrate and purified by reverse-phase silica gel column chromatography (MeCN with 0.1% TEA/water = 0% to 100%) to give **C5**•TEA as a white solid (250 mg, 35% yield). (MS: $\{[M+2H]^{2+}\}/2$ 574.6)

Step 2: phosphorothioate 85



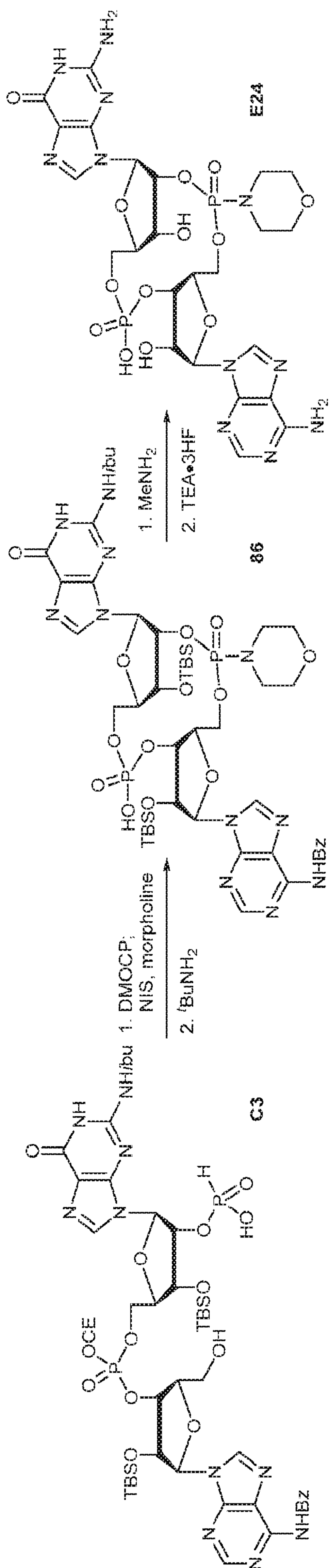
[0324] To a solution of **C5** (600 mg, 0.423 mmol, co-evaporated with Py 3 mL × 2) in Py (5.0 mL) is added DMOCP (313 mg, 1.69 mmol) at 25 °C. After stirring for 2 hours, 3*H*-1,2-benzodithiol-3-one (142 mg, 0.85 mmol) is added and the mixture is stirred for 2 hours before sodium bicarbonate aqueous solution (5%, 10 mL) is added. The mixture is then extracted with EA (10 mL × 3). The combined organic layers are dried with anhydrous sodium sulfate, filtered, concentrated, and purified by reverse-phase HPLC (MeCN with 0.1% TEA/water = 0 to 100%) to give four diastereomers of **85**•TEA as white solids. Isomer 1 (28 mg) (MS: [M+H]⁺ 1160.9); Isomer 2 (25 mg) (MS: [M+H]⁺ 1160.9); Isomer 3 (50 mg) (MS: [M+H]⁺ 1160.9); Isomer 4 (52 mg) (MS: [M+1]⁺ 1160.9)

Step 3: E15–E18

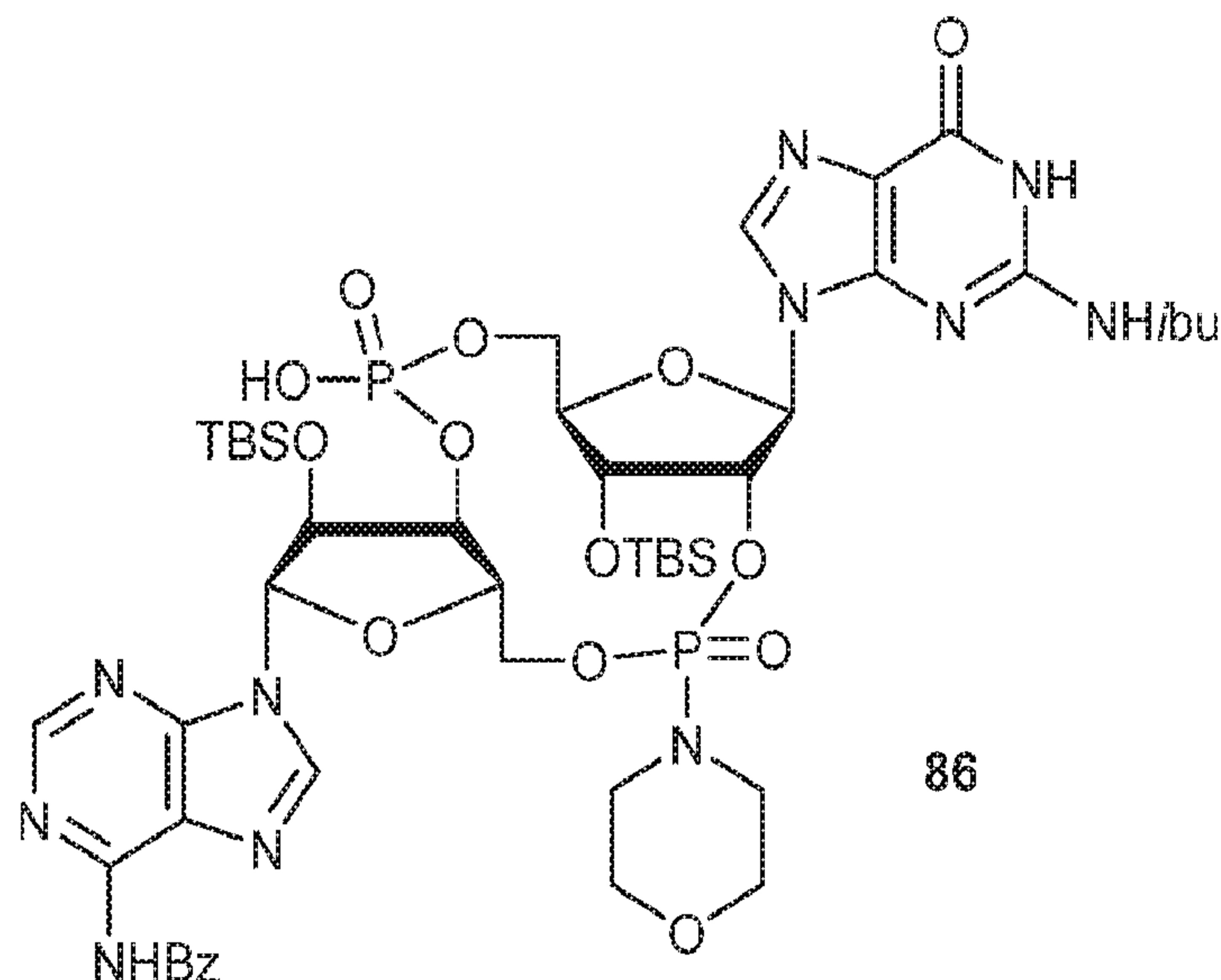


[0325] Each of the isomers of **85**•TEA (25 mg, 0.022 mmol) in ammonium hydroxide (5.6 mL) and MeOH (4.0 mL) is stirred at 50 °C for 16 hours. The mixture is then purged with nitrogen at room temperature for 5 minutes before concentrated. The residue is dissolved in TEA (0.5 mL) and Py (0.2 mL), and TEA•3HF (0.7 mL) is added. After stirring at 50 °C for 24 hours, triethylammonium bicarbonate aqueous solution (1M, 5 mL) is added and the mixture is purified by a reverse-phase silica gel column chromatography (MeCN with 0.1% TEA/water = 0% to 30%) to give **E15–E18** as white solids.

Example C: Synthesis of E24

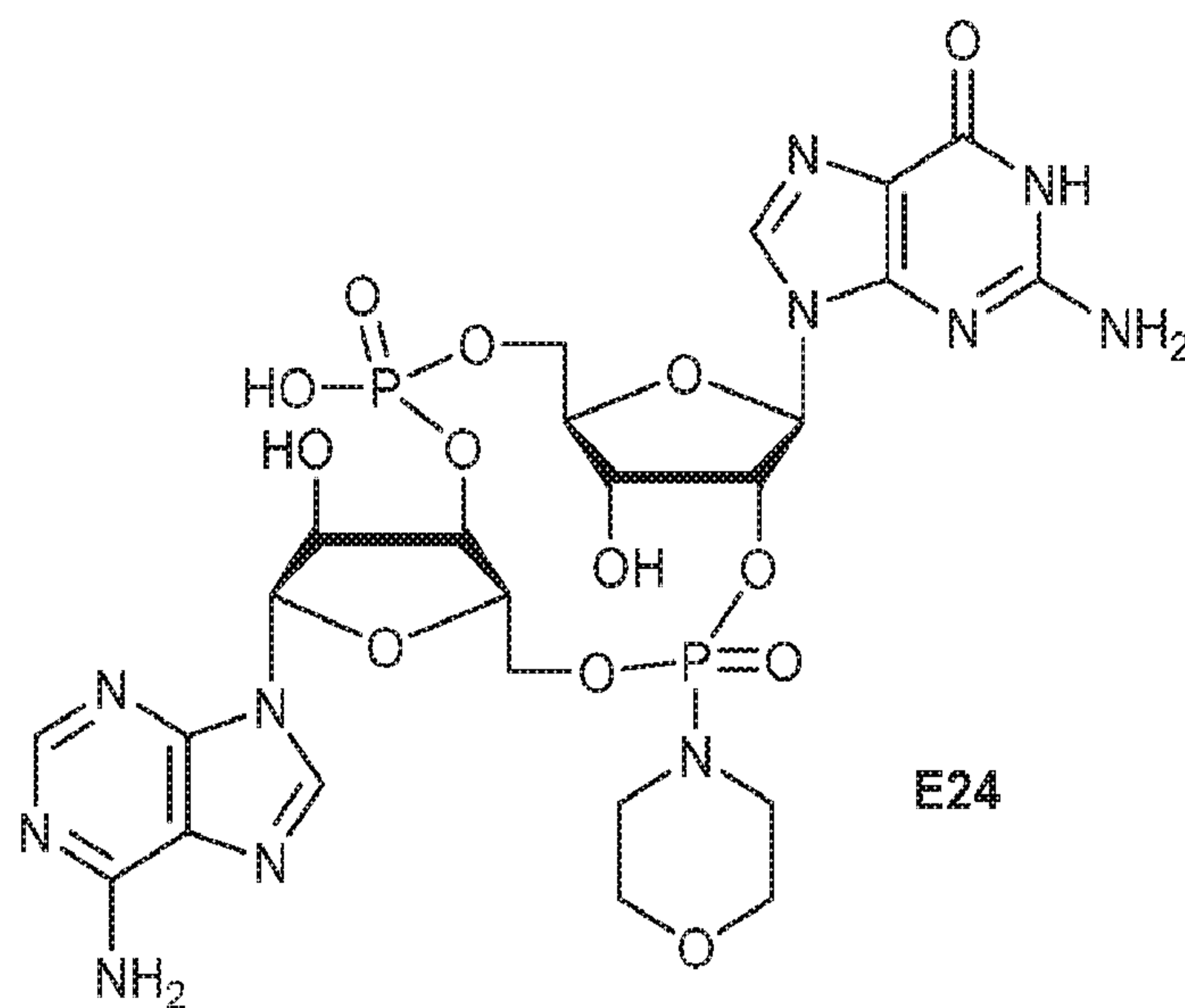


Step 1: phosphoramidate 44



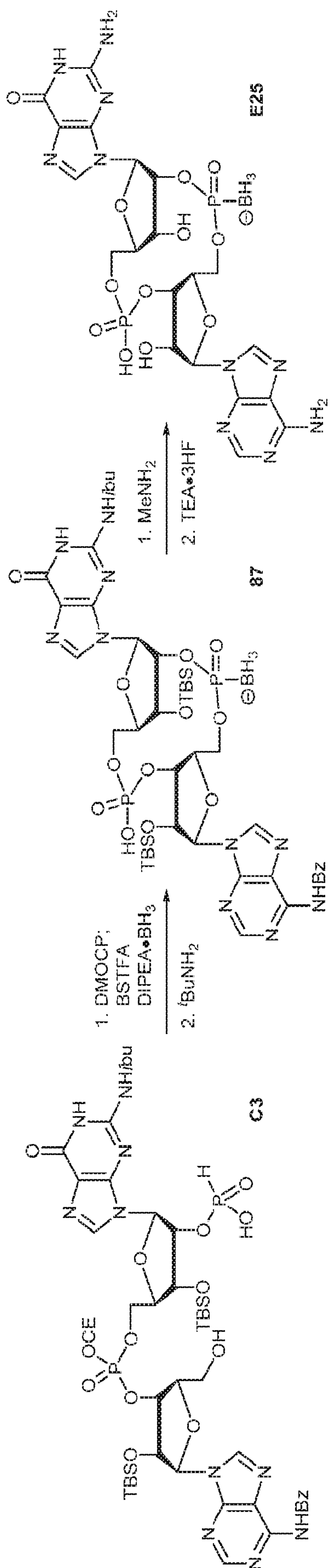
[0326] To a solution of **C3** (16 mg, 0.014 mmol, co-evaporation with Py 1 mL × 3) in Py (0.5 mL) is added DMOCP (10.4 mg, 0.056 mmol). After stirring for 15 minutes, NIS (4.1 mg, 0.0183 mmol) and morpholine (0.012 mL, 0.141 mmol) are added and the mixture is stirred for 1 hour before sodium bisulfite aqueous solution (0.14%, 1 mL) and sodium bicarbonate (80 mg) is added. The mixture is then extracted with DCM (5 mL × 3), dried over anhydrous sodium sulfate, and concentrated. The residue is then stirred in MeCN (0.5 mL) and *t*-butylamine (0.5 mL) at room temperature for 15 minutes before concentrated. The resulting residue is then co-evaporated with MeCN (1 mL × 3) and purified by HPLC to give **86** as a white solid (2.4 mg, 15%). (MS: [M+H]⁺ 1046.2)

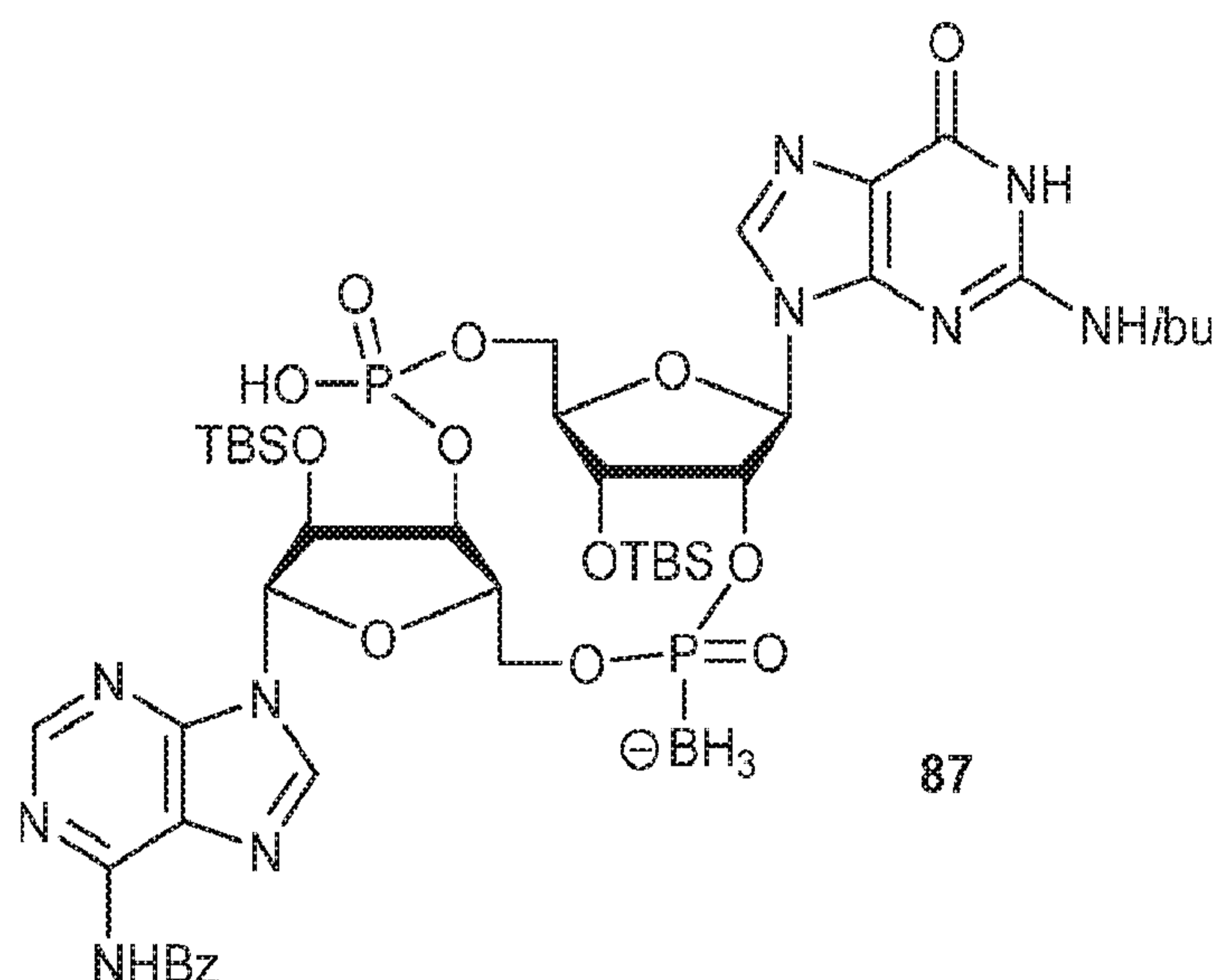
Step 2: E24



[0327] To **86** (2.4 mg, 0.0021 mmol) is added methylamine (33% in EtOH, 0.3 mL). After stirring at room temperature for 16 hours, the mixture is concentration and the residue is stirred in a mixture of TEA and TEA·3HF in THF (0.036 mL/0.018 mL/0.3 mL) at 35 °C for 18 hours. MeCN (1.0 mL) is then added and the solid is collected by centrifugation, washed with MeCN (1 mL × 2) to give **E24** as a white solid (0.6 mg, 38% yield). (MS: [M+H]⁺ 744.0)

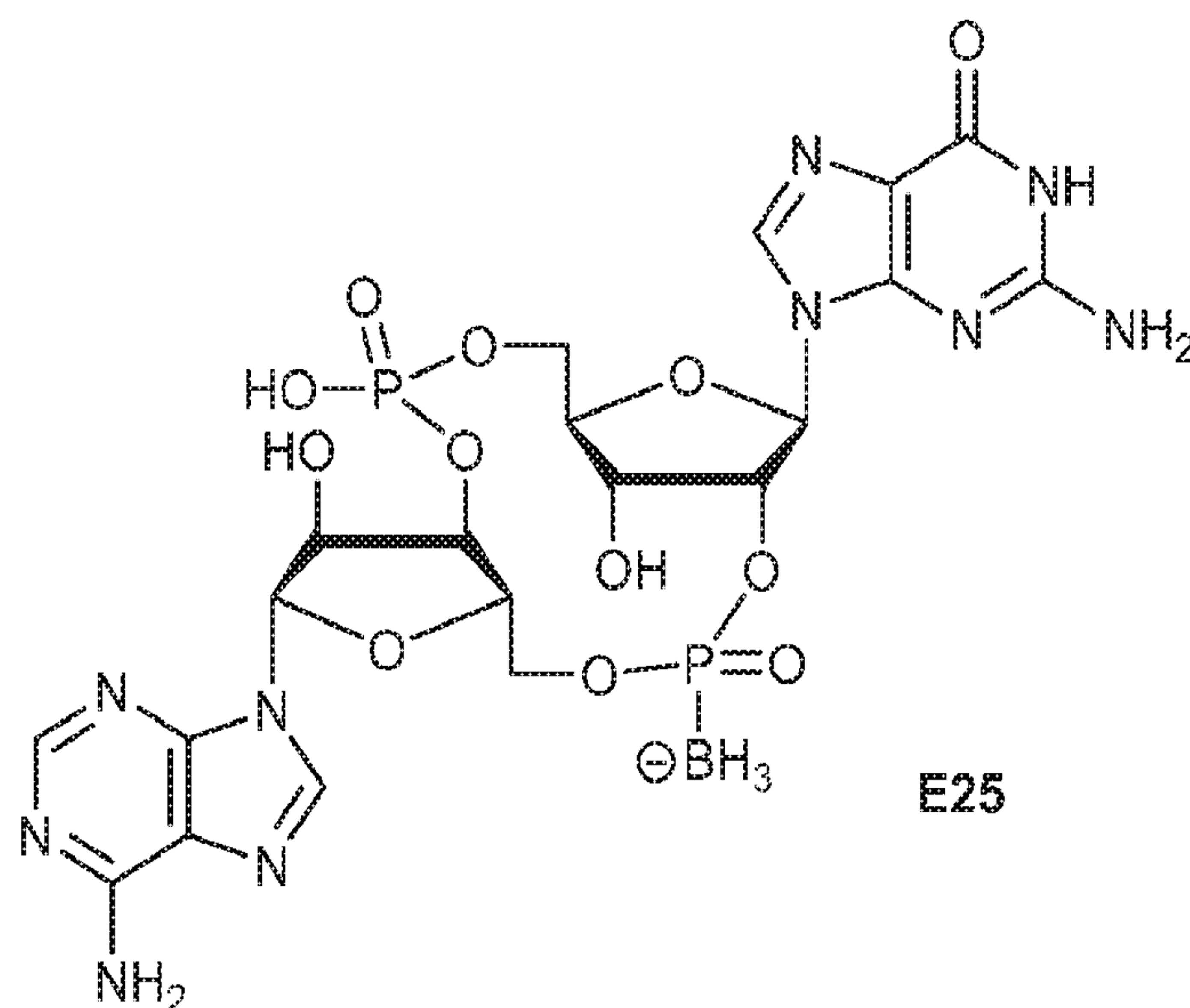
Example D: Synthesis of E25



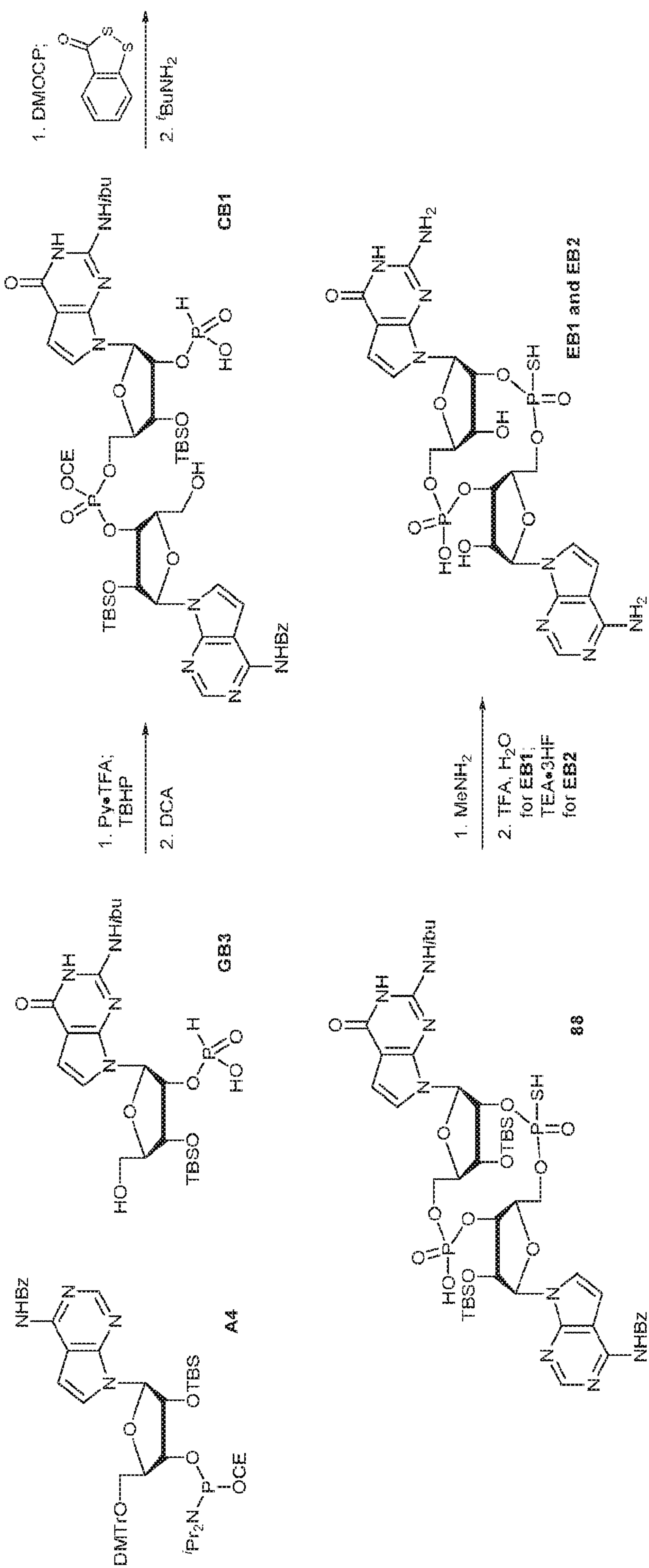
Step 1: boranophosphate 87

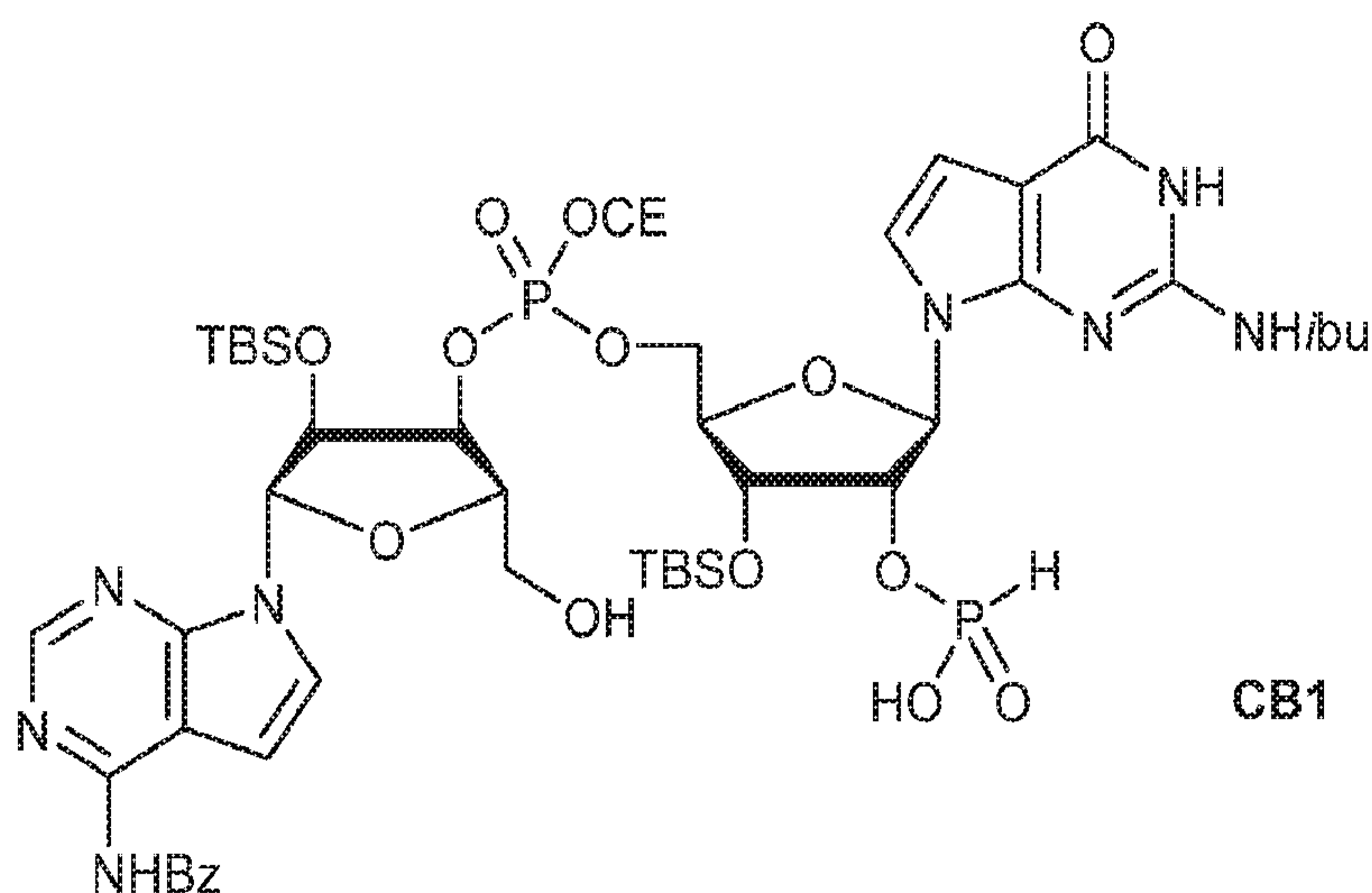
[0328] To a solution of **C3** (100 mg, 0.088 mmol, co-evaporated with Py 4 mL × 3) in Py (3 mL) is added DMOCP (57 mg, 0.337 mmol). After stirring for 15 minutes, BSTFA (0.10 mL, 0.371 mmol) is added dropwise and the mixture is stirred for 20 minutes before borane N,N-diisopropylethylamine complex (0.092 mL, 0.530 mmol) is added. The mixture is then stirred for 3 hours before concentrated and purified by silica gel column chromatography (MeOH/DCM = 1/19 to 1/9) to give semi-pure CE-protected **87** as a yellow solid. The semi-pure CE-protected **87** obtained above is stirred in a mixture of MeCN (1 mL) and *t*-butylamine (0.5 mL) for 10 minutes before concentrated. The residue is then co-evaporated with MeCN (4 mL × 3) and purified by reverse-phase HPLC (MeCN with 0.1% TEA/water = 40% to 90%) to give **87** as a white solid (11 mg, 12% over two steps). (MS: [M]⁻ 1073.2)

Step 2: E25



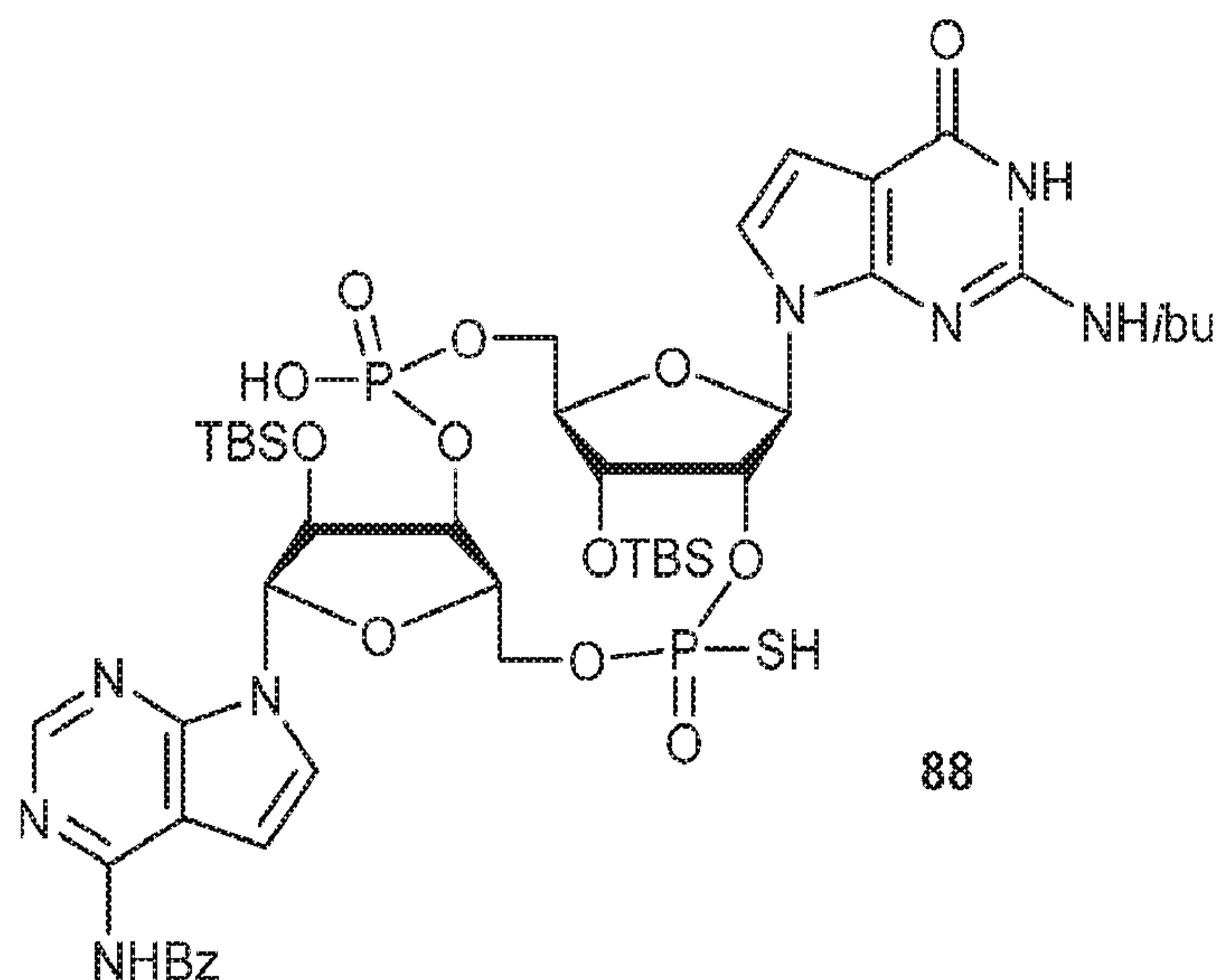
[0329] To **87** (5.7 mg, 0.0053 mmol) is added methylamine (33% in EtOH, 1 mL). After stirring at room temperature for 18 hours, the mixture is concentration and the residue is stirred in a mixture of TEA (0.08 mL) and TEA•3HF (0.04 mL) in THF (0.5 mL) at 35 °C for 18 hours. MeCN (1.2 mL) is then added and the solid is collected by centrifugation, purified by reverse-phase HPLC (MeCN with 0.1% TFA/water = 0% to 20%) to give **E25** as a white solid (2.5 mg, 61% yield) (MS: [M]⁻ 671.2)

Example E: Synthesis of EB1 and EB2

Step 1: CB1

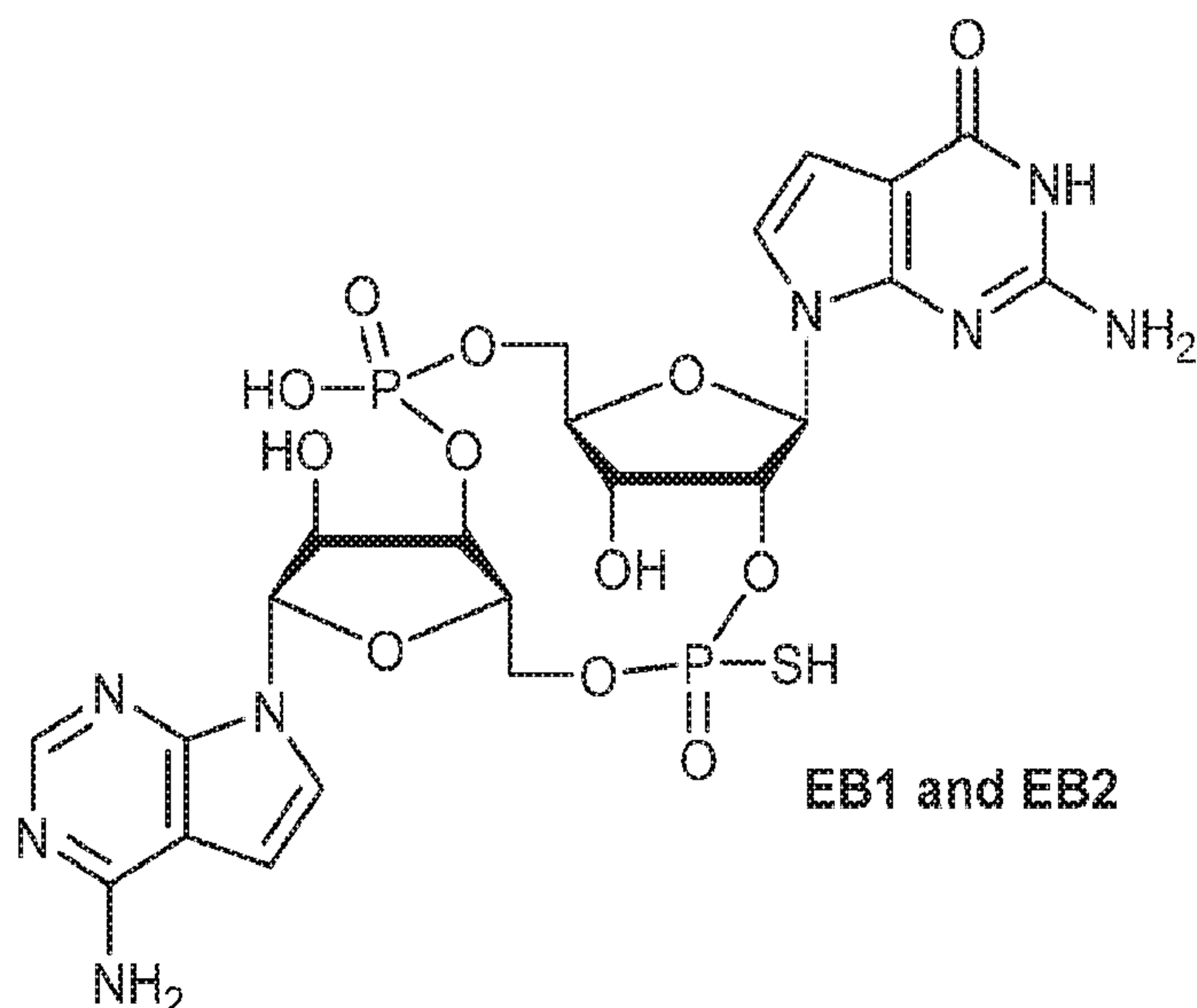
[0330] To a solution of **GB3** (160 mg, 0.25 mmol, co-evaporated with MeCN 1 mL × 3) and pyridinium trifluoroacetate (35 mg, 0.39 mmol, co-evaporation with MeCN 1 mL × 3) in MeCN (1 mL) treated with 3 Å MS (500 mg) for 30 minutes is added a solution of **A4** (355 mg, 0.36 mmol, co-evaporated with MeCN 1 mL × 3) in MeCN (1 mL) treated with 3 Å MS (700 mg) for 30 minutes. After stirring at room temperature for 2 hours, TBHP (5.5 M in decane, 0.164 mL, 0.9 mmol) is added and the mixture is stirred for 30 minutes before sodium bisulfite aqueous solution (33%, 0.15 mL) is added at 0 °C. The mixture is then concentrated and the residue is dissolved in DCM (4.8 mL) followed by addition of water (0.054 mL) and dichloroacetic acid (6% in methylene chloride, 4.8 mL). After stirring for 10 min, the Py (1.5 mL) is added and the mixture is concentrated and purified by silica gel column chromatography (MeOH/DCM = 1/10 to 1/4 with 1% Py) to give **CB1**•Py as a white solid (213 mg, 66% yield).

Step 2: phosphorothioate 88



[0331] To a solution of **CB1** (60 mg, 53 μmol) in Py (1 mL) is added DMOCP (30 mg, 162.5 μmol). After stirring for 10 minutes, water (0.027 mL) and 3*H*-1,2-benzodithiol-3-one (13 mg, 0.077 mmol) are added. The mixture is stirred for 5 minutes before pouring into a solution of sodium bicarbonate (210 mg) in water (7.5 mL). After stirring for 5 minutes, the mixture is extracted by EA/diethyl ether (1:1, 10 mL \times 3). The combined organic layers are concentrated to give a yellow solid (100 mg). To a solution of the yellow solid obtained above in MeCN (0.5 mL) is added *tert*-butylamine (0.5 mL). After stirring for 10 minutes, the mixture is concentrated and purified by HPLC (MeCN/water with 0.1% TFA: 50% to 100%) to give two diastereomers of **88**. Isomer 1 (7 mg) ($[\text{M}+\text{H}]^+$ 977.0); Isomer 2 (16 mg) (MS: $[\text{M}+\text{H}]^+$ 977.0)

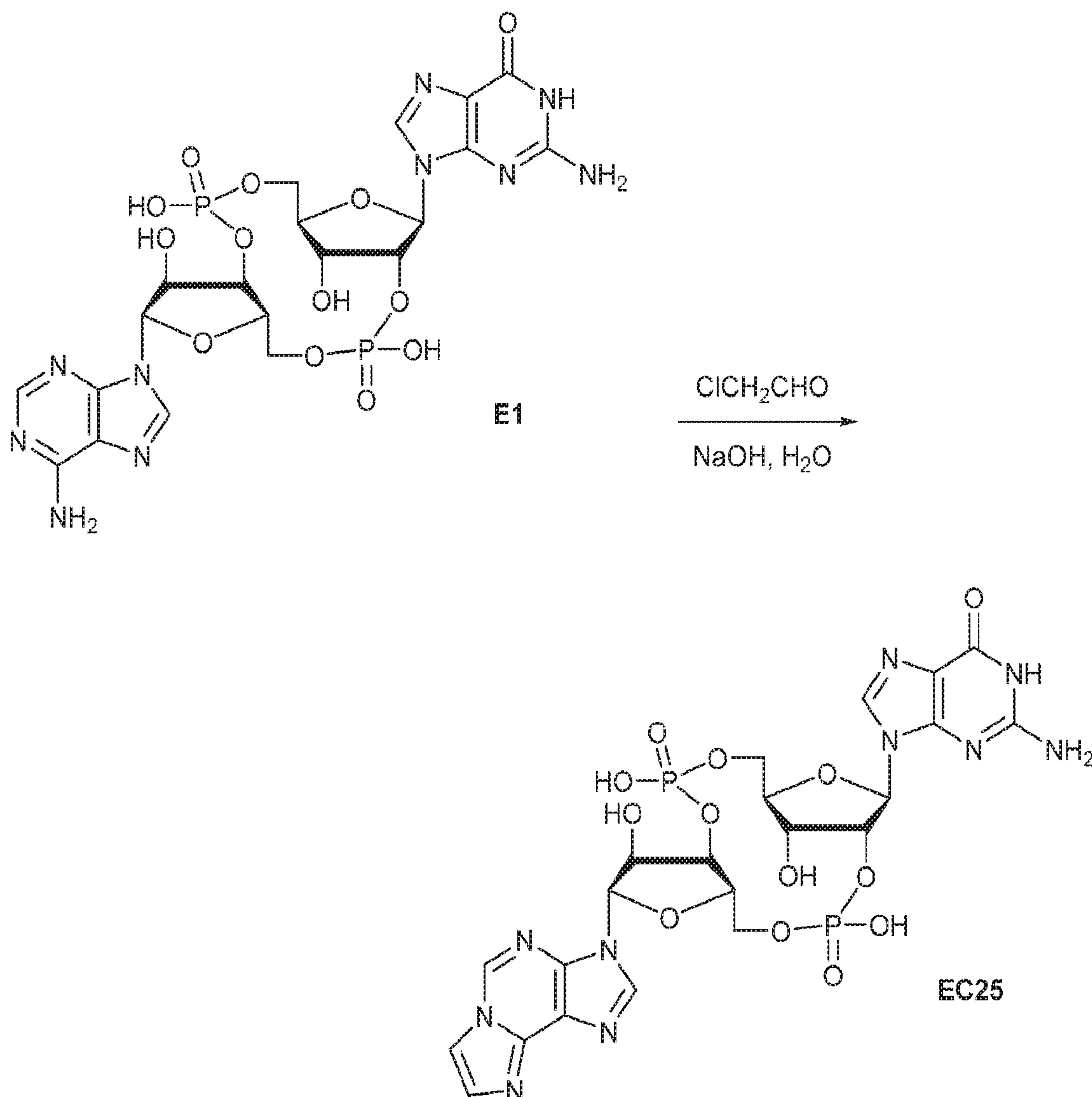
Step 3: EB1 and EB2



[0332] To the Isomer 1 of **88** (7 mg) is added methylamine (33% in ethanol, 1 mL). After stirring at room temperature for 12 hours, the mixture is concentrated and the residue is dissolved in TFA aqueous solution (3% v/v, 1 mL). After stirring for 2 hours, the mixture is concentrated and purified by HPLC (MeCN/water with 0.1% TFA, 0% to 45%) to give **EB1** as a white solid (2.5 mg, 57% yield). (MS: $[M+H]^+$ 689.0)

[0333] To the Isomer 2 of **63** (16 mg) is added methylamine (33% in ethanol, 2 mL) at 0 °C. After stirring at room temperature for 12 hours, the mixture is concentrated and the residue is co-evaporated with a mixture of Py/TEA (5 mL/2 mL × 3) before dissolved in Py (0.04 mL). TEA (0.25 mL) and TEA•3HF (0.15 mL) are then added. After stirring at 55 °C for 3 hours, acetone (2 mL) is added. The solid is collected (10 mg) by filtration and purified by HPLC (MeCN/water with 0.1% TFA, 0% to 30%) to give **EB2** as a white solid (5 mg, 45% yield). (MS: $[M+H]^+$ 689.0, $[M-H]^-$ 687.0)

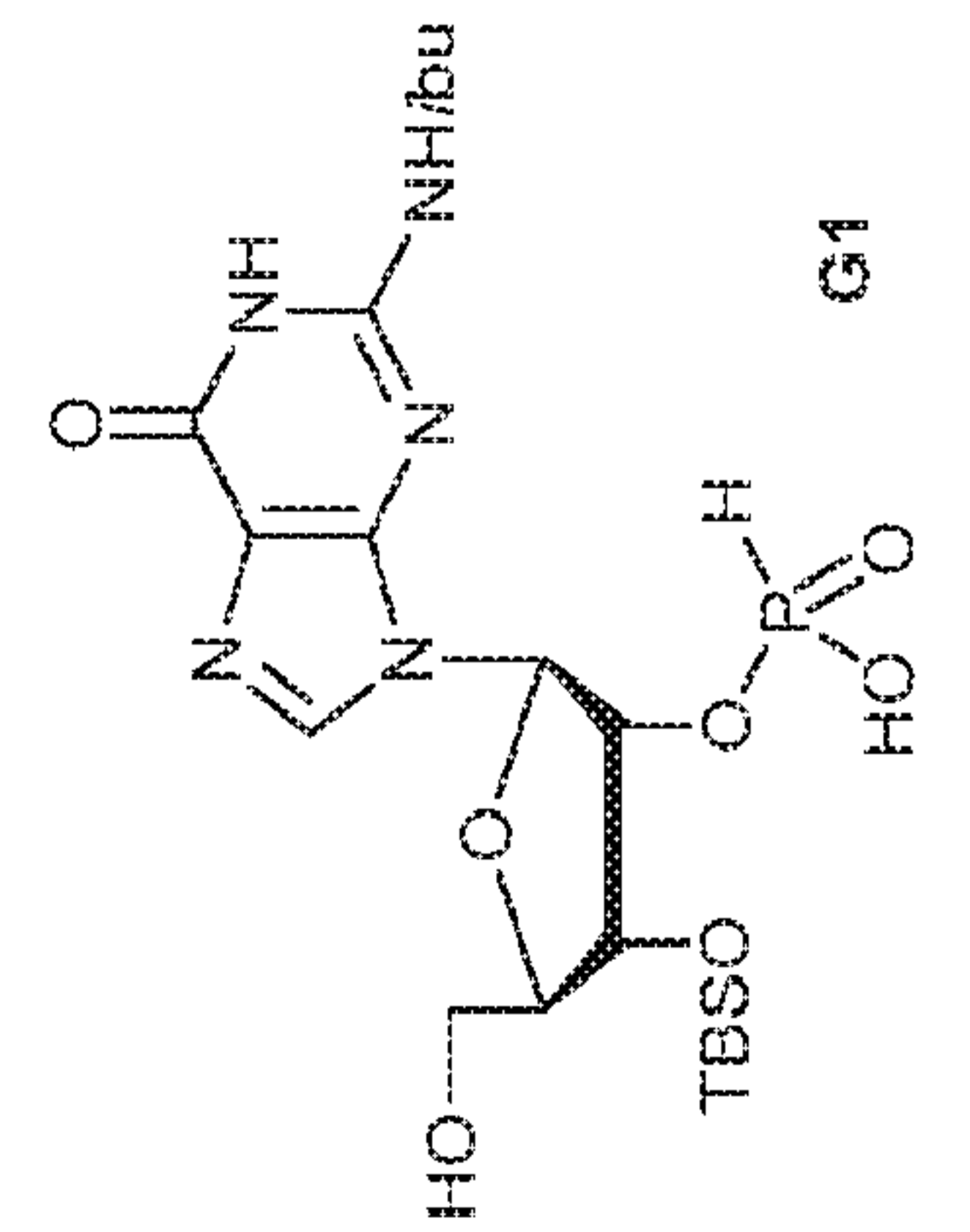
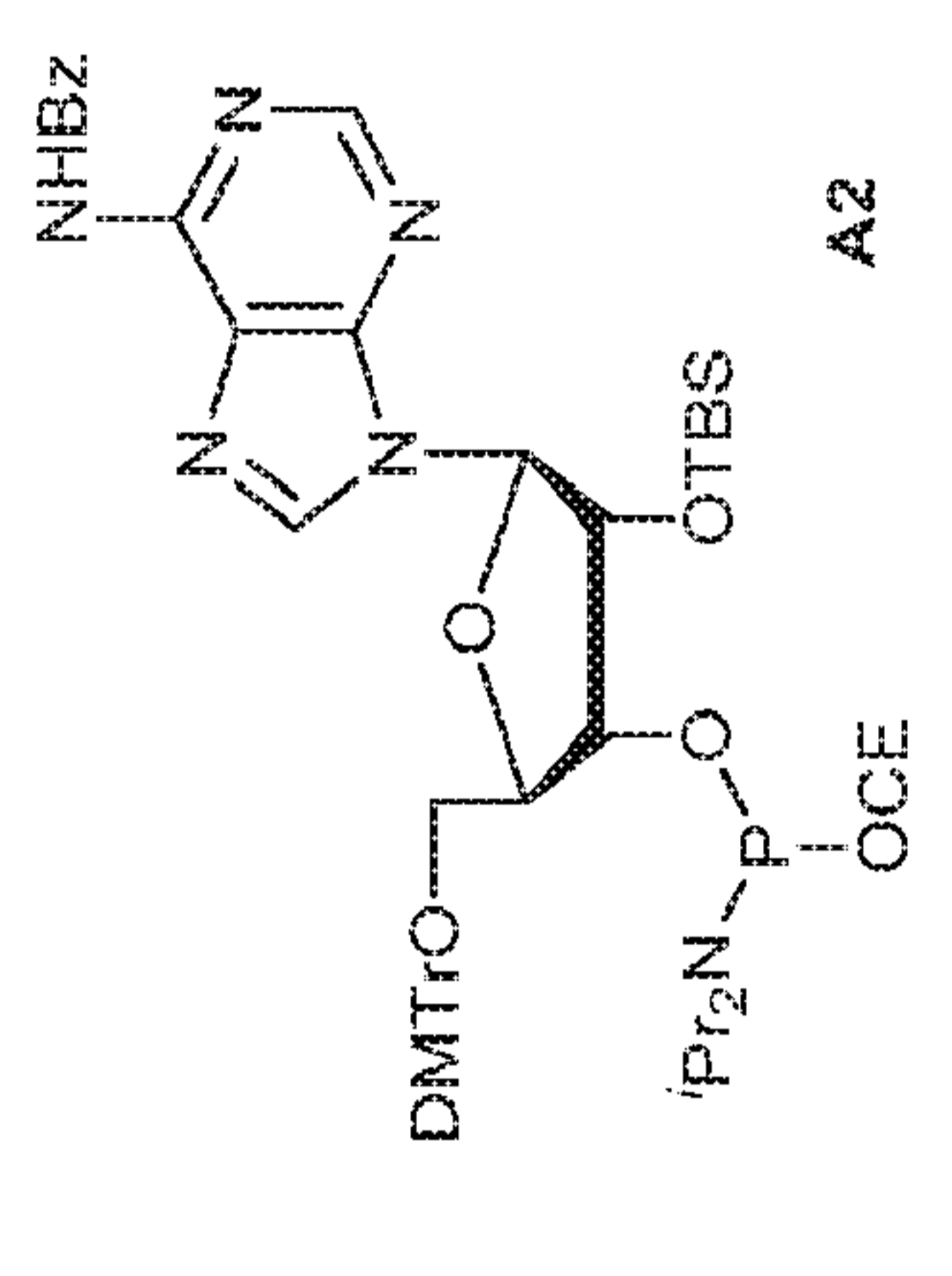
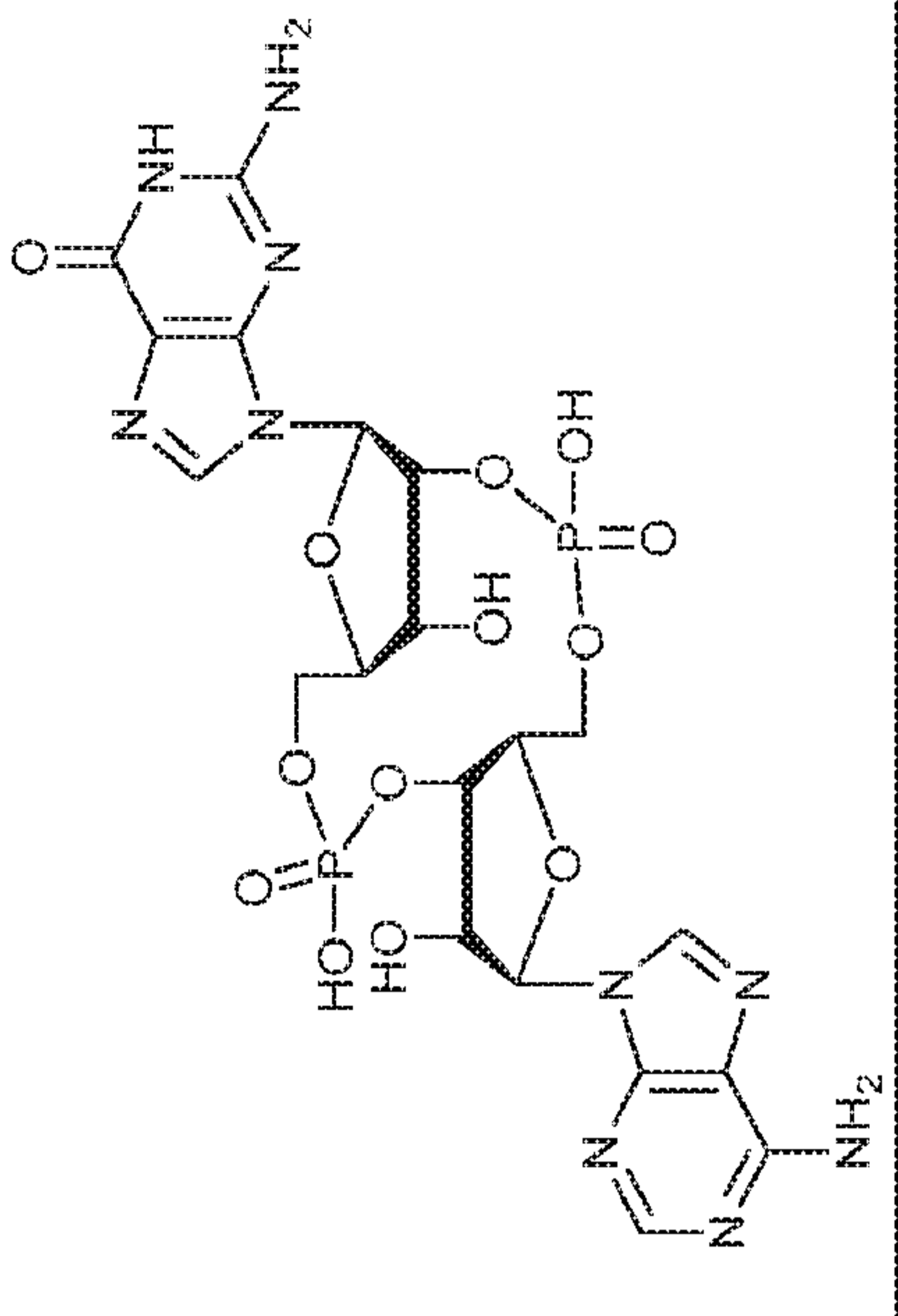
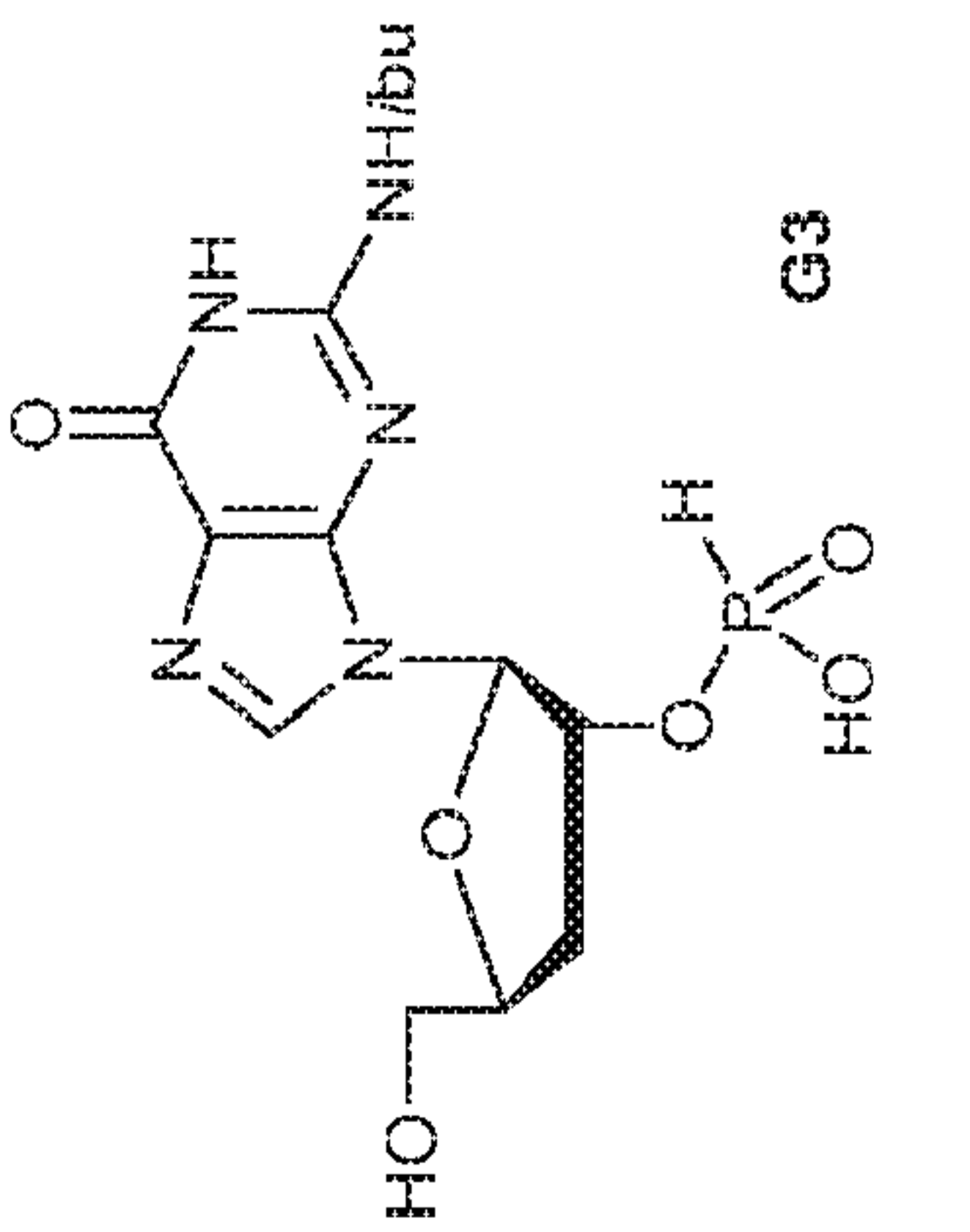

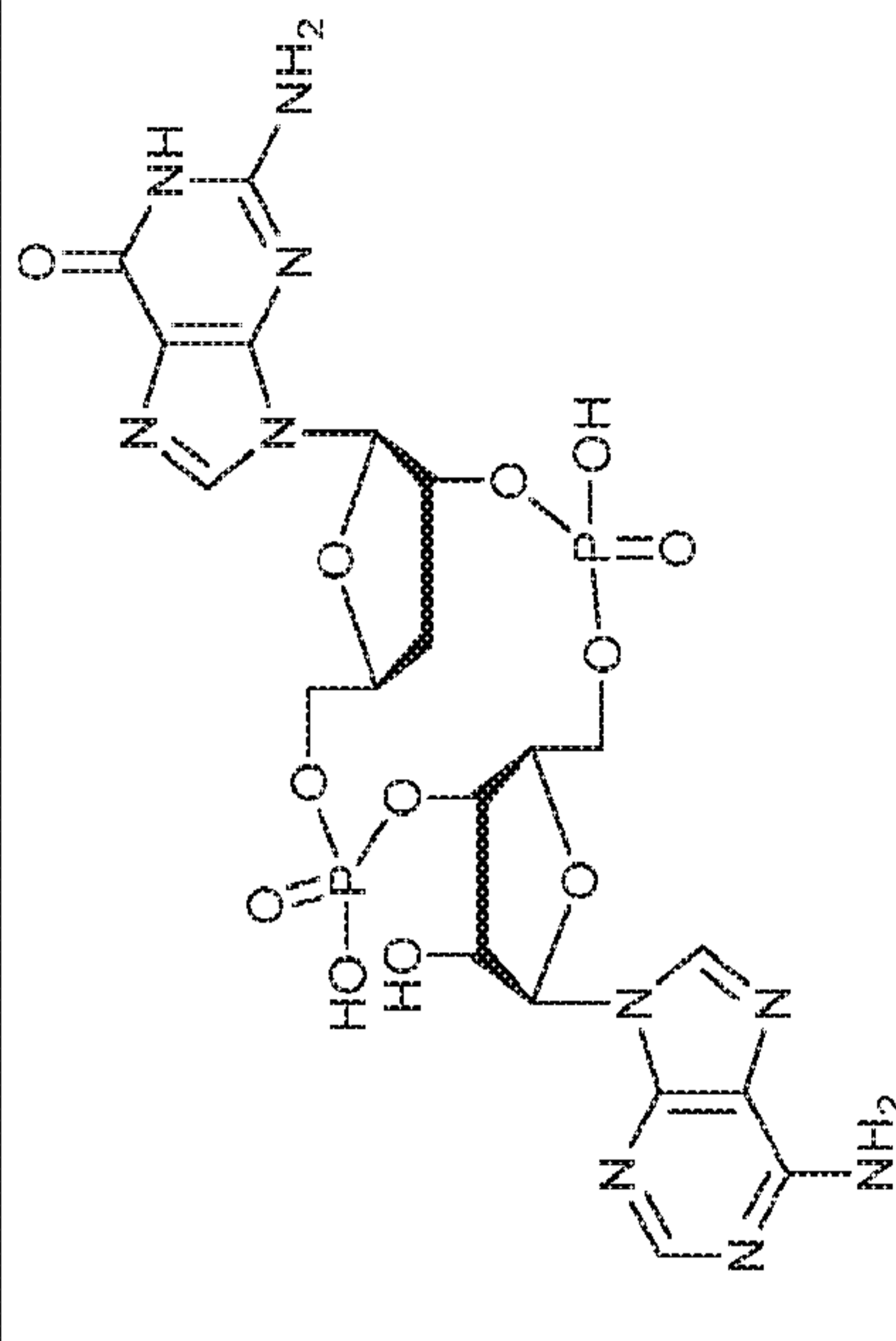
Example F: Synthesis of EC25

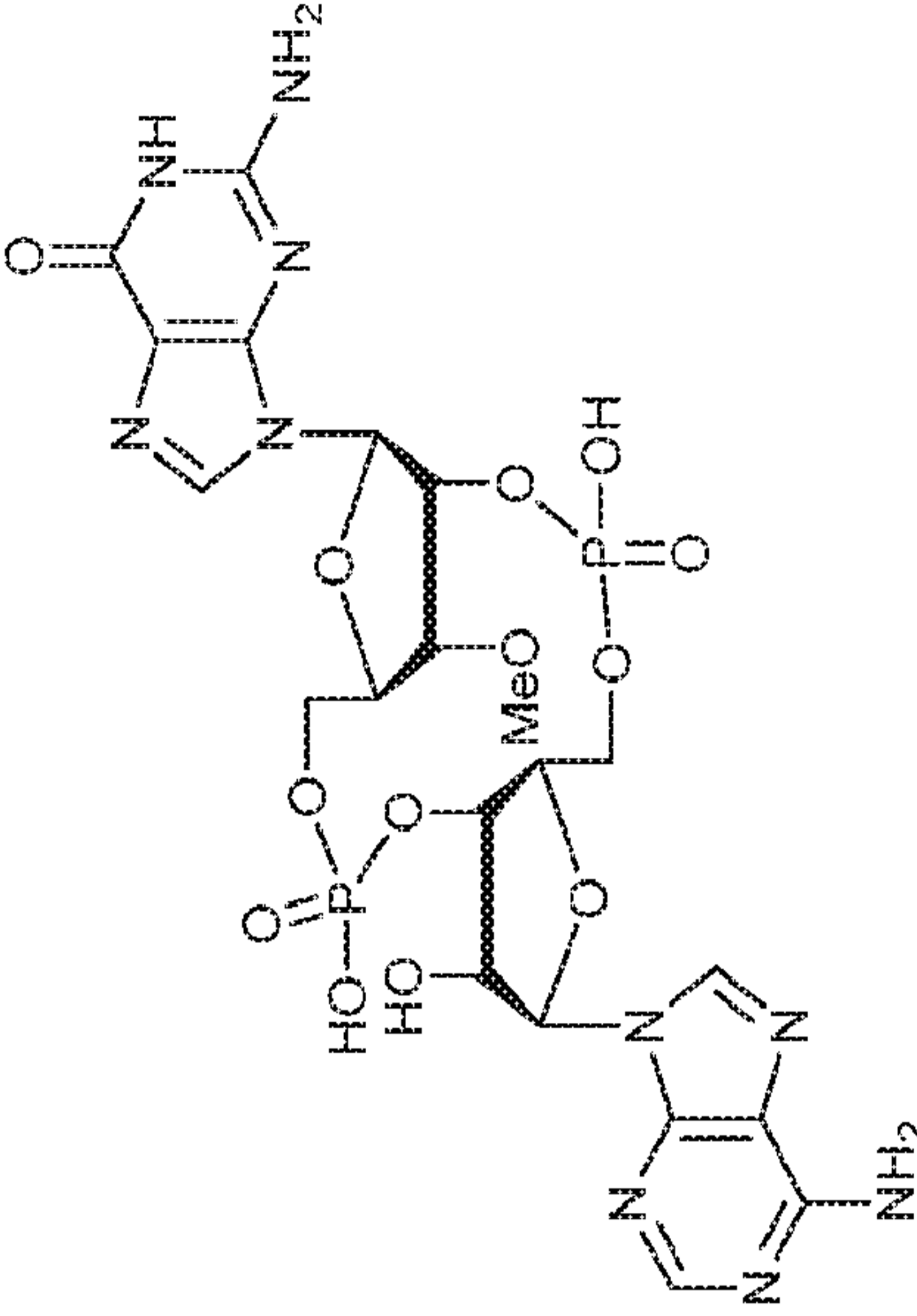
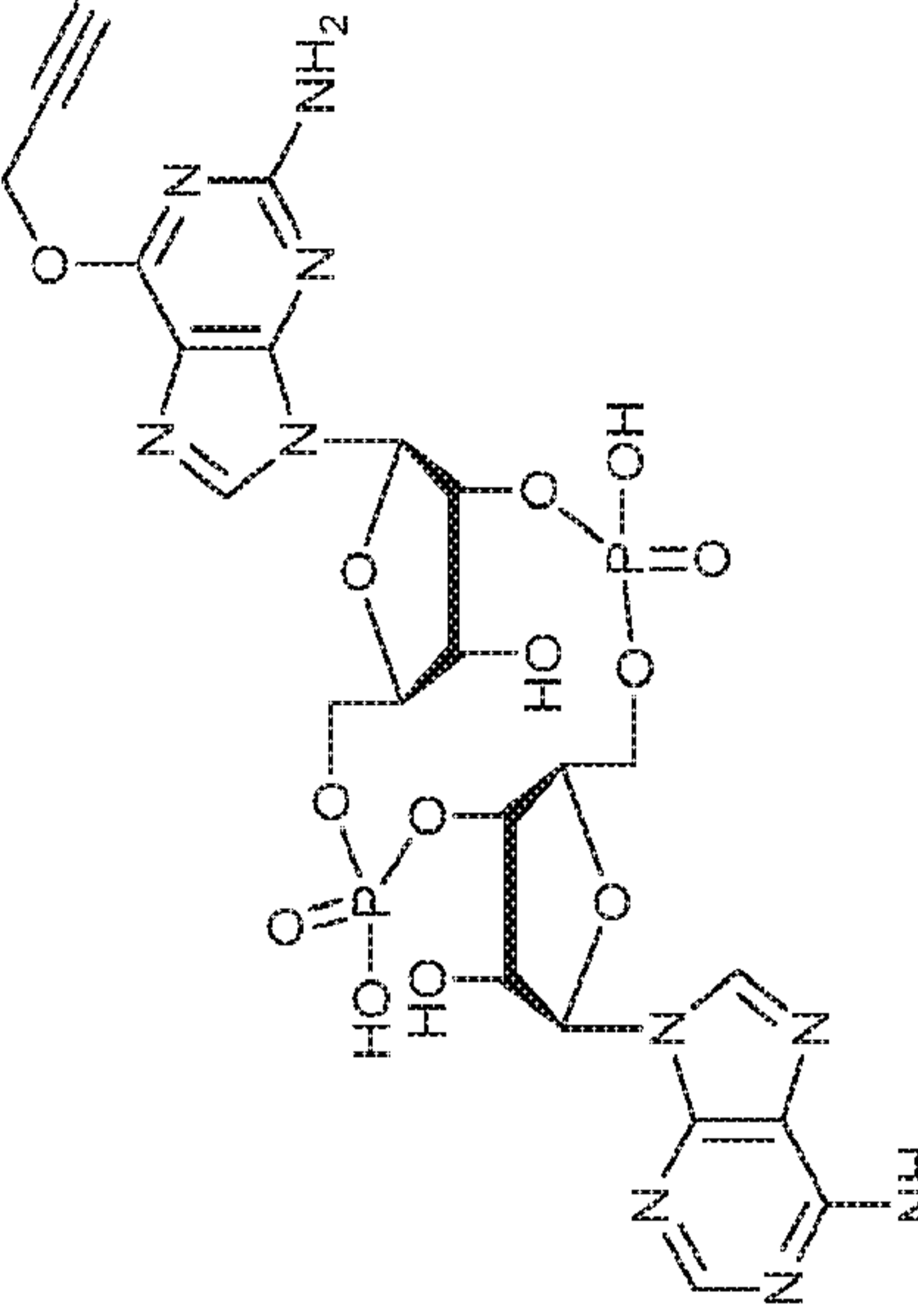
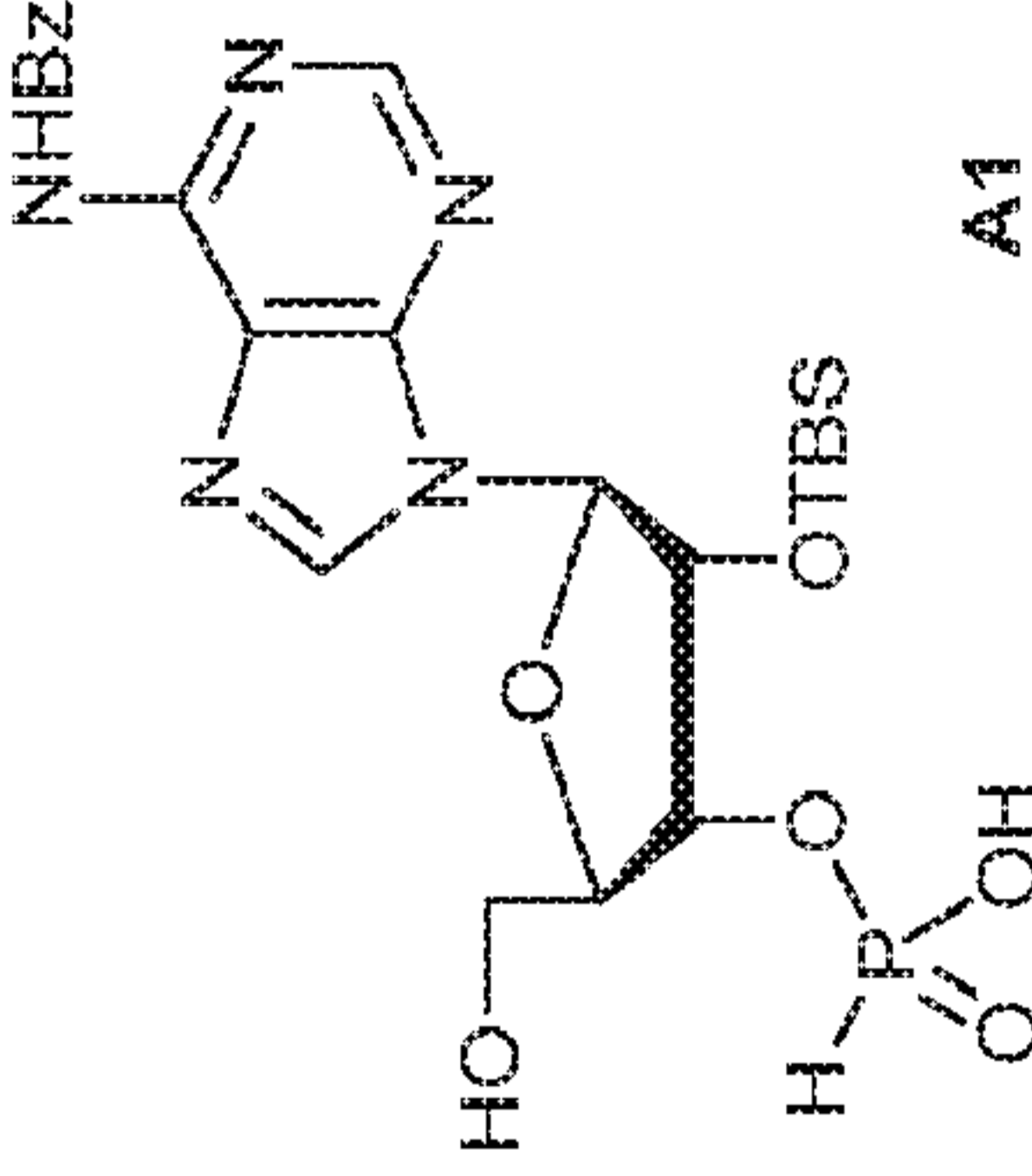
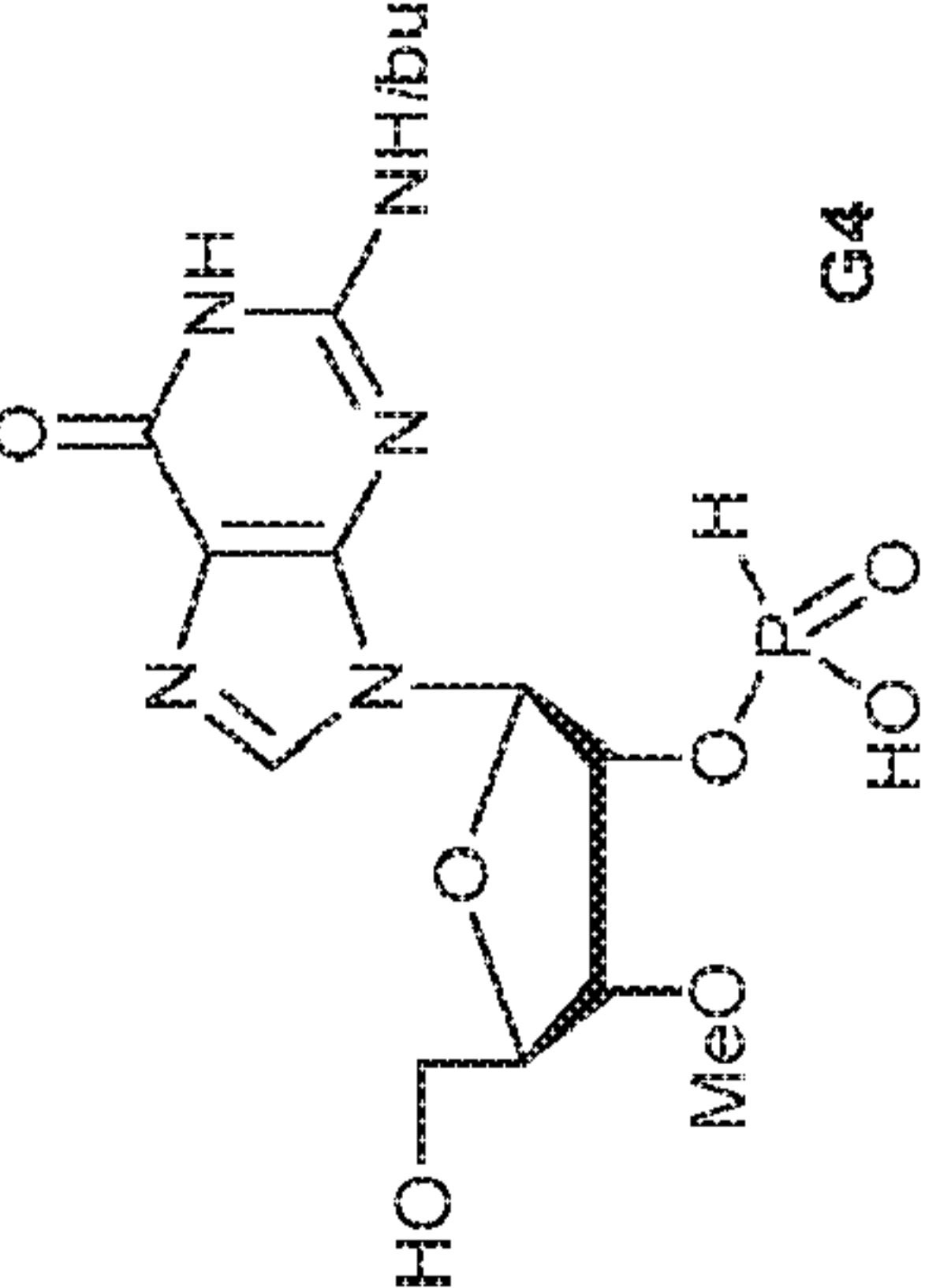
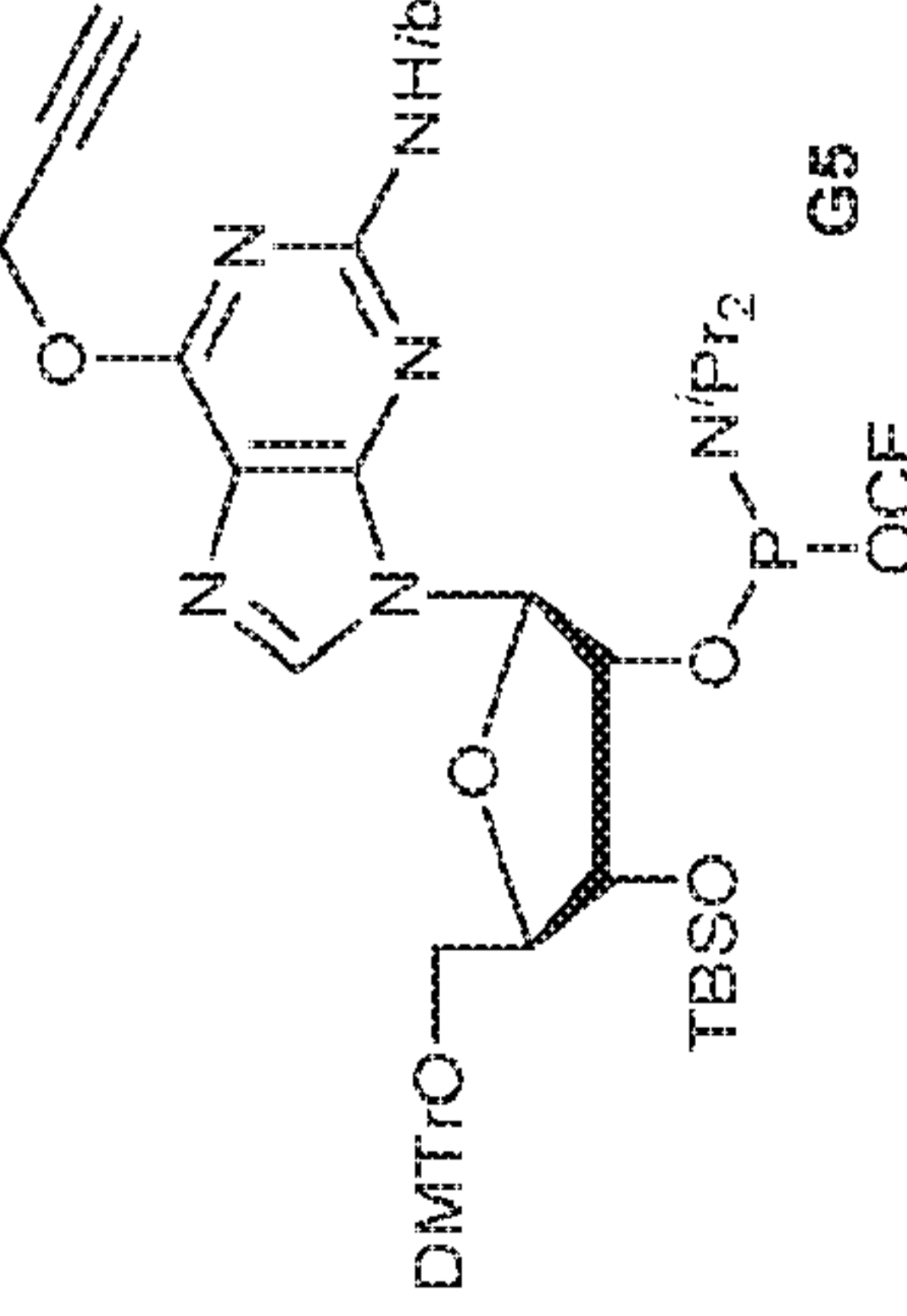


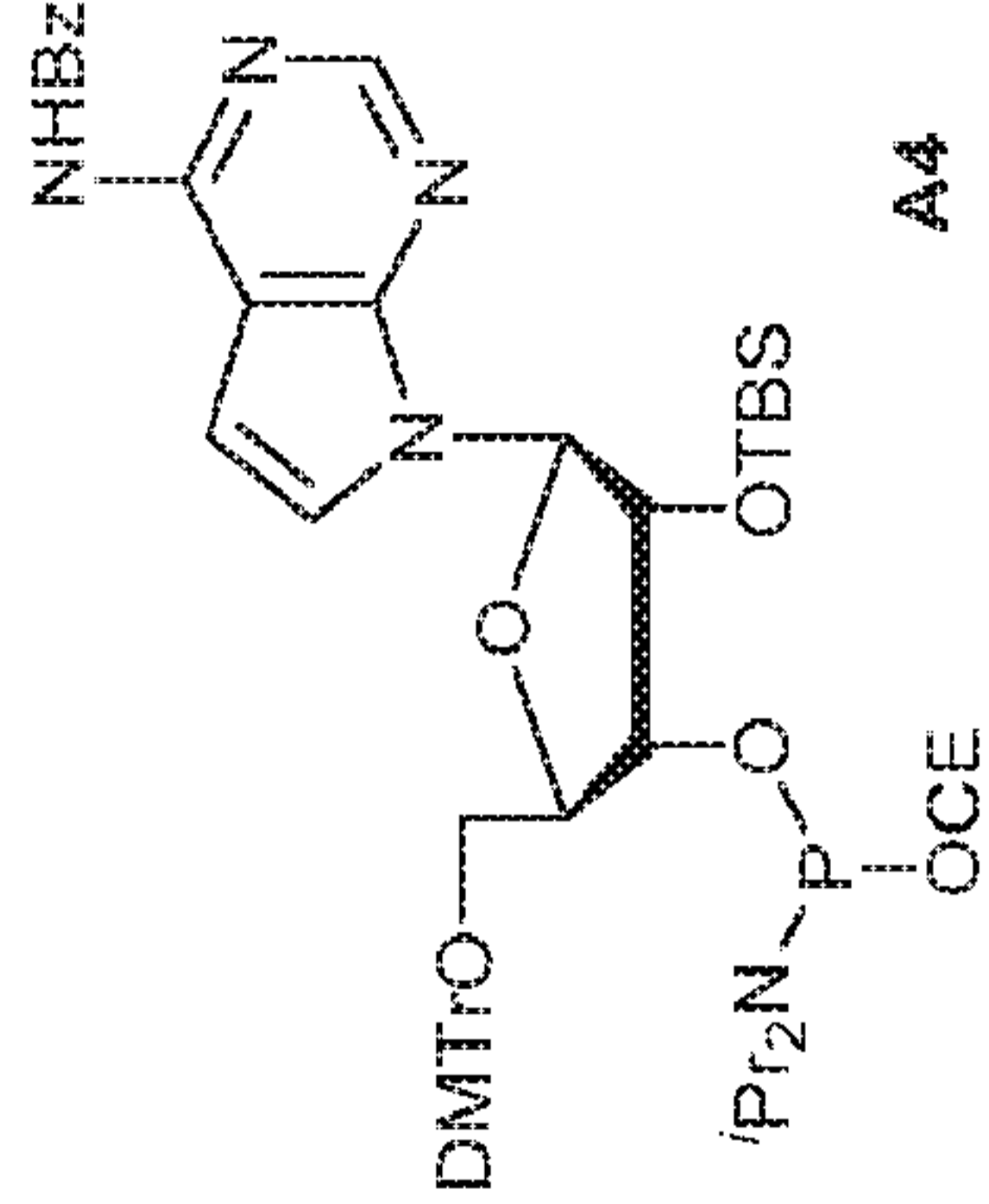
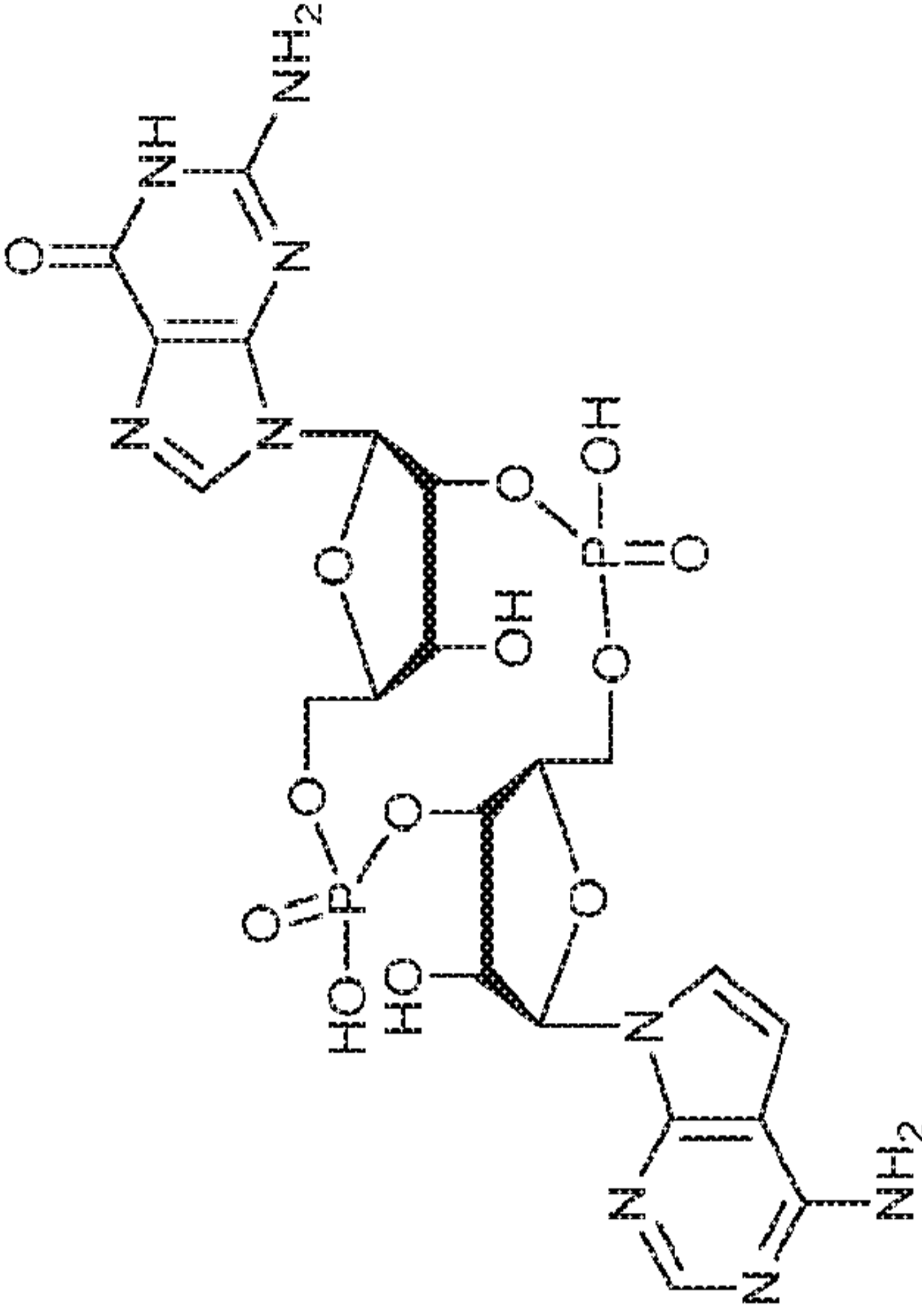
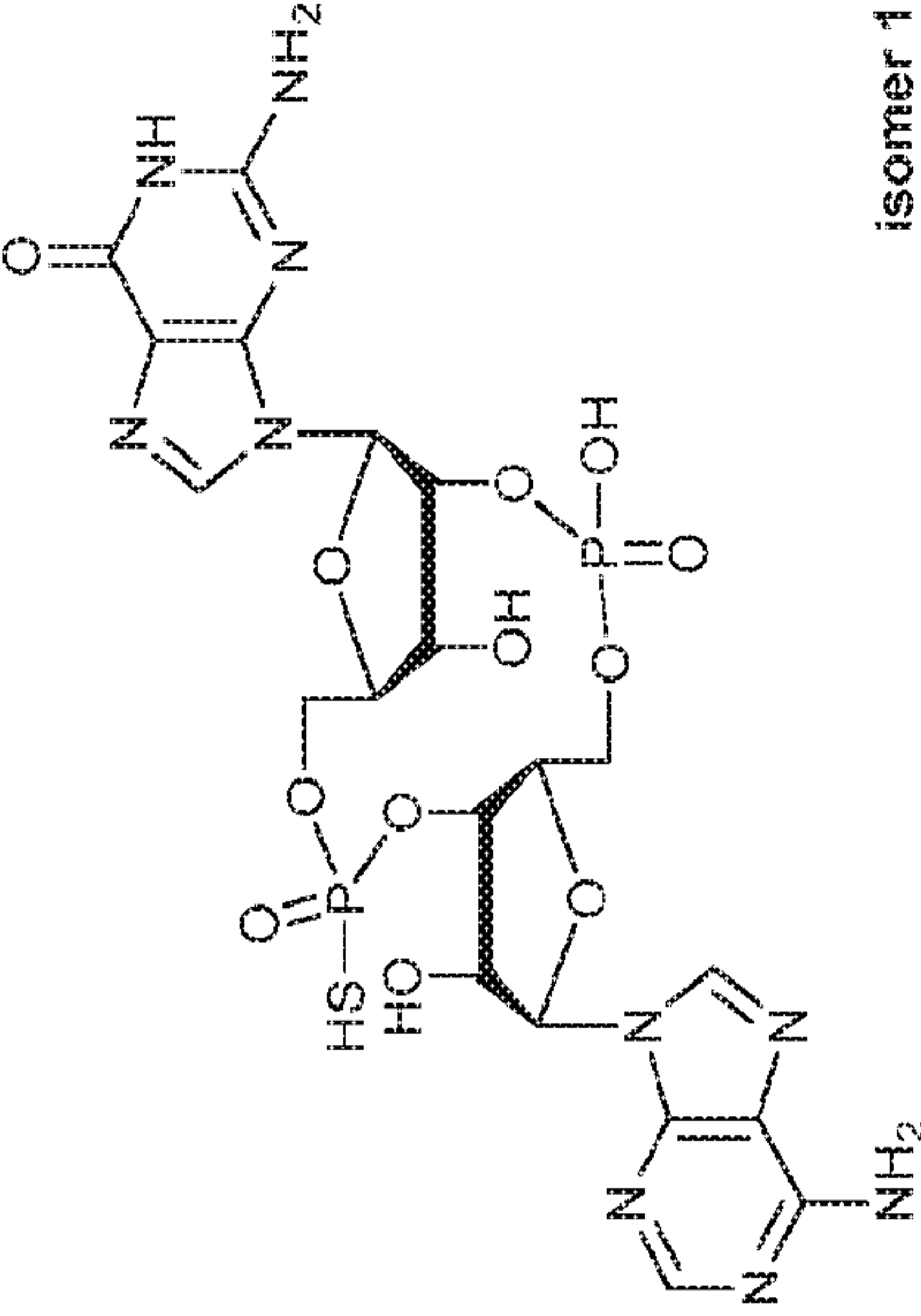
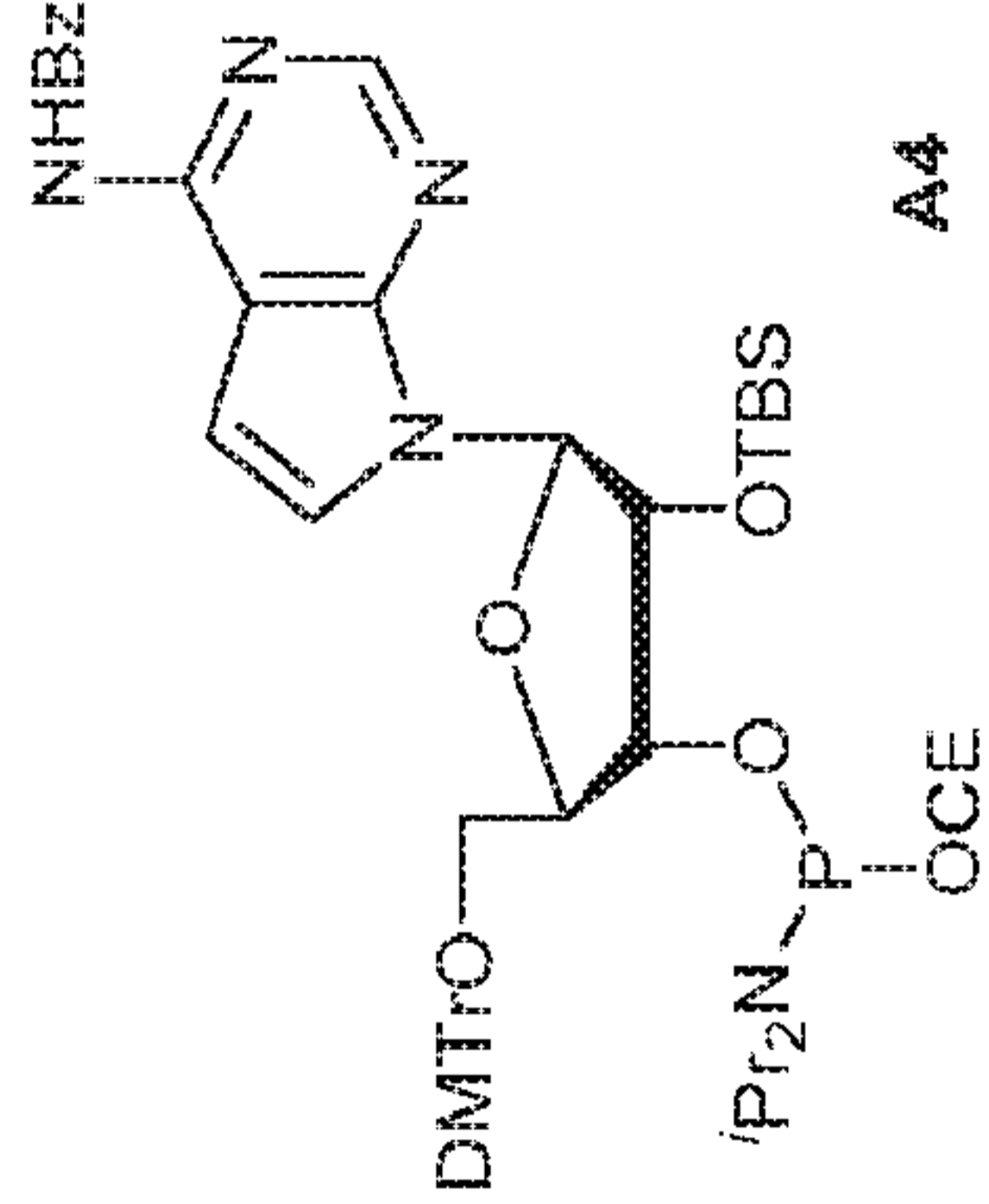
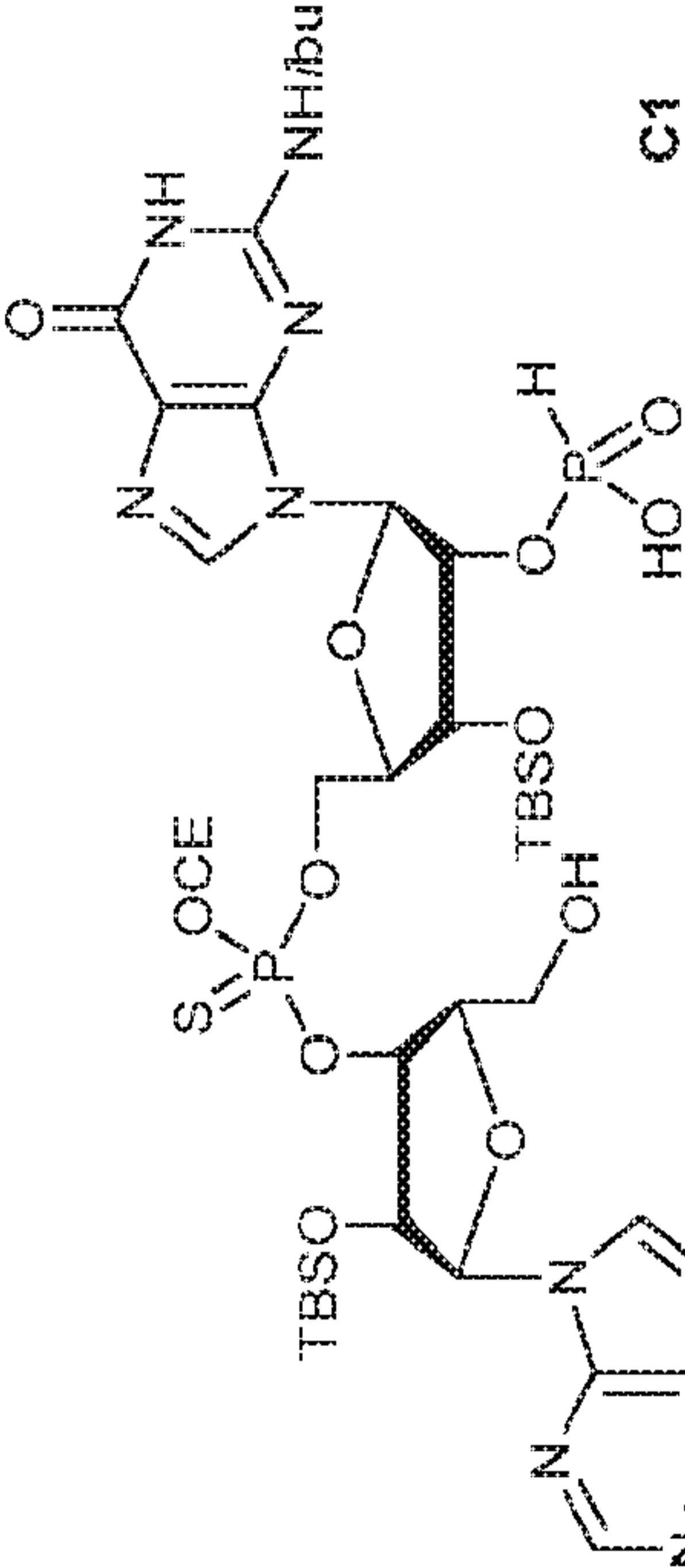
[0334] To a solution of **E1**•TEA salt (10 mg, 0.0114 mmol) in water (0.3 mL) is added 2-chloroacetaldehyde (0.015 mL, 0.118 mmol) and sodium hydroxide aqueous solution (1 M, 0.012 mL, 0.012 mmol). After stirring at 37 °C for 18 hours, the mixture is concentrated and purified by reverse-phase HPLC (MeCN/water with 0.1% TFA = 0% to 30%) to give **EC26** as a white solid. (MS: [M]⁻ 697.1)

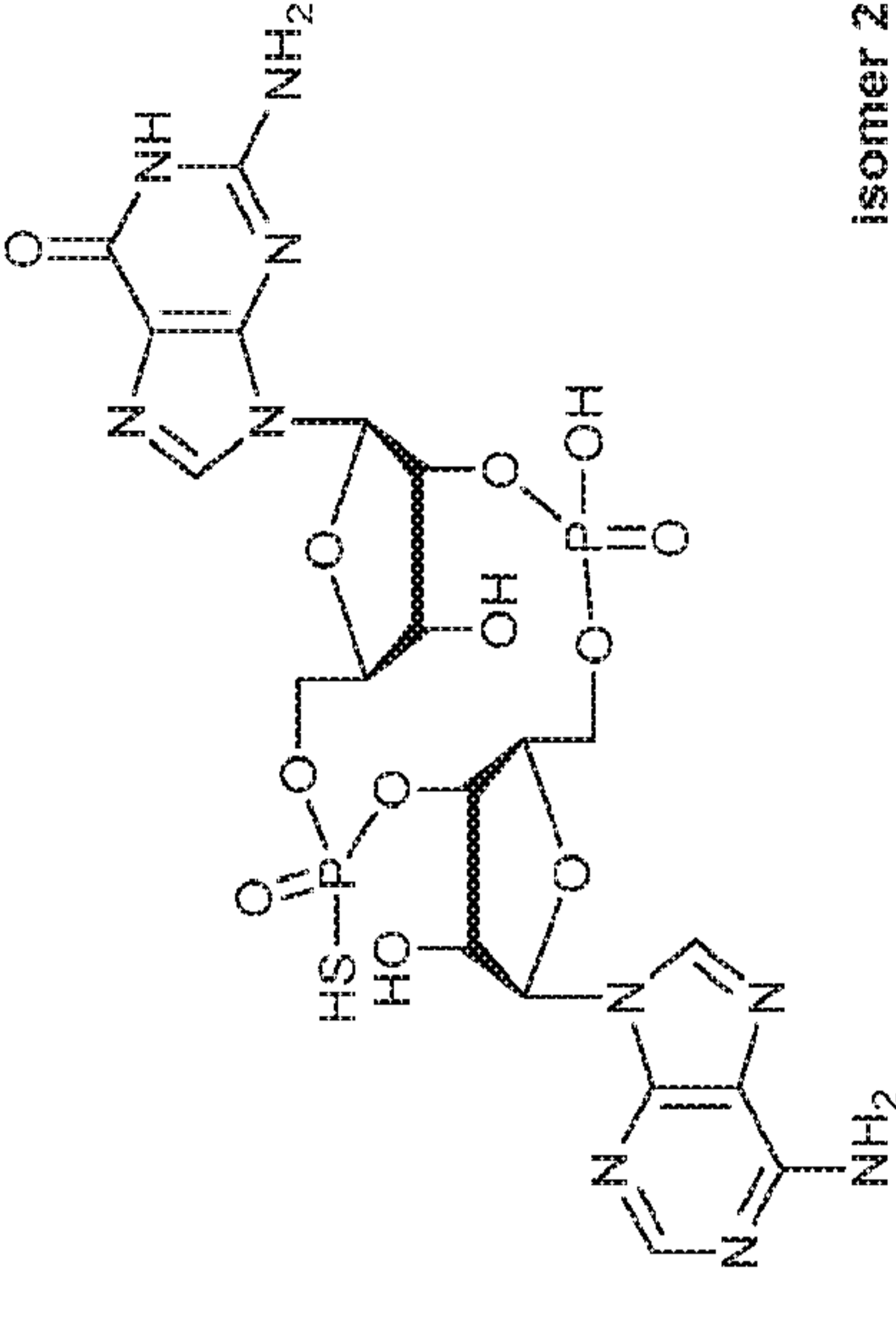
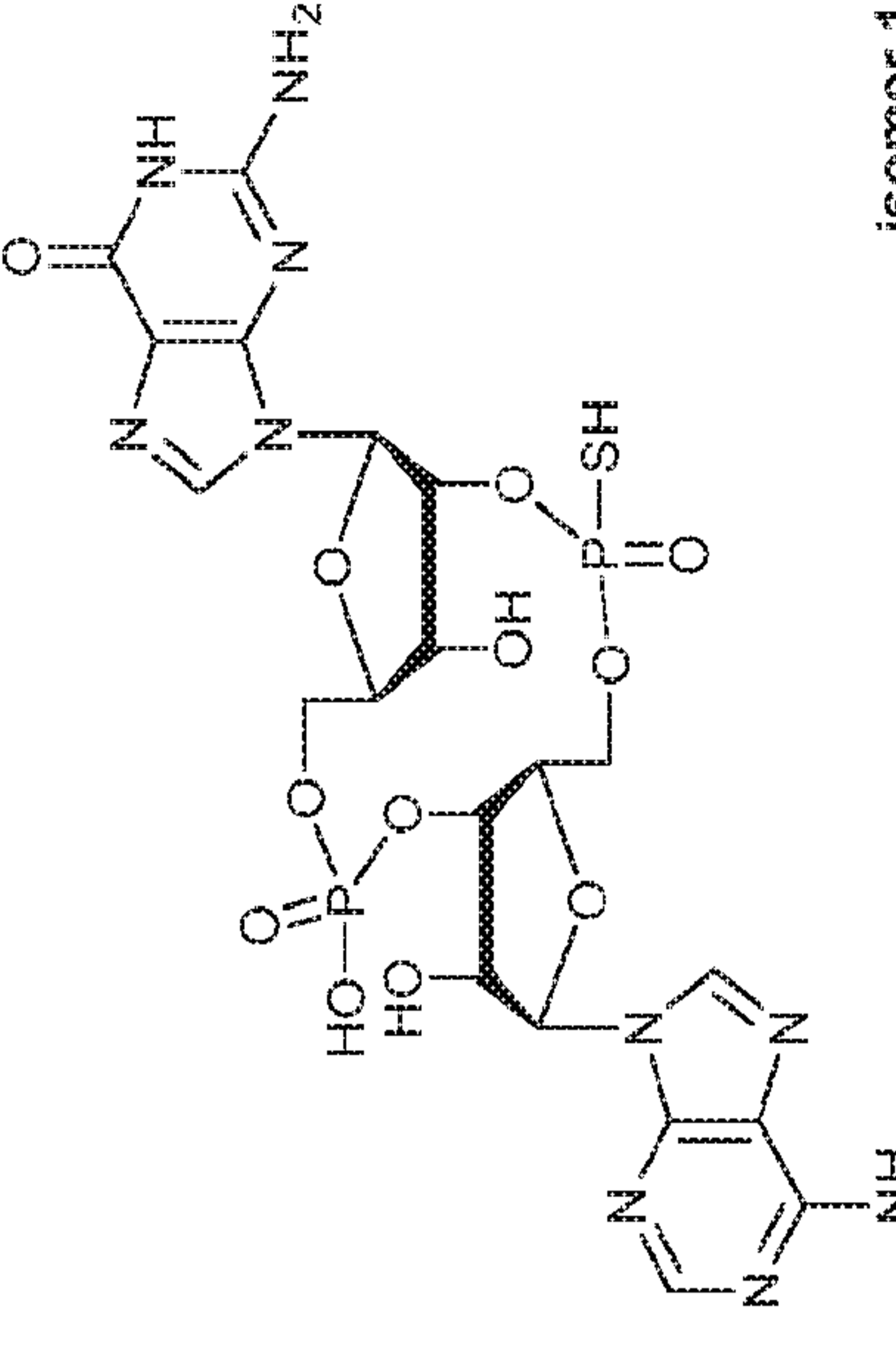
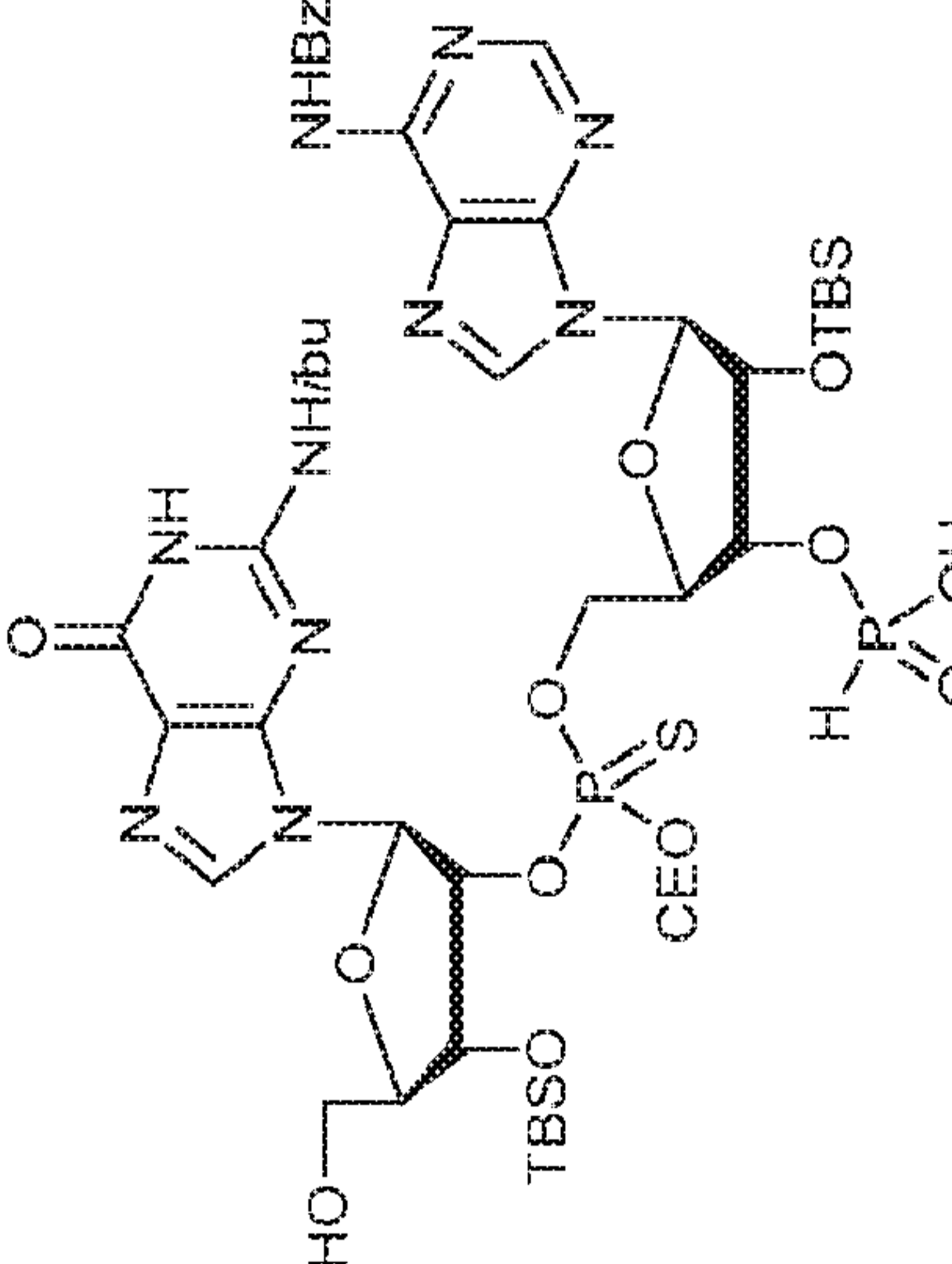
[0335] The following compounds are prepared essentially by the methods above.

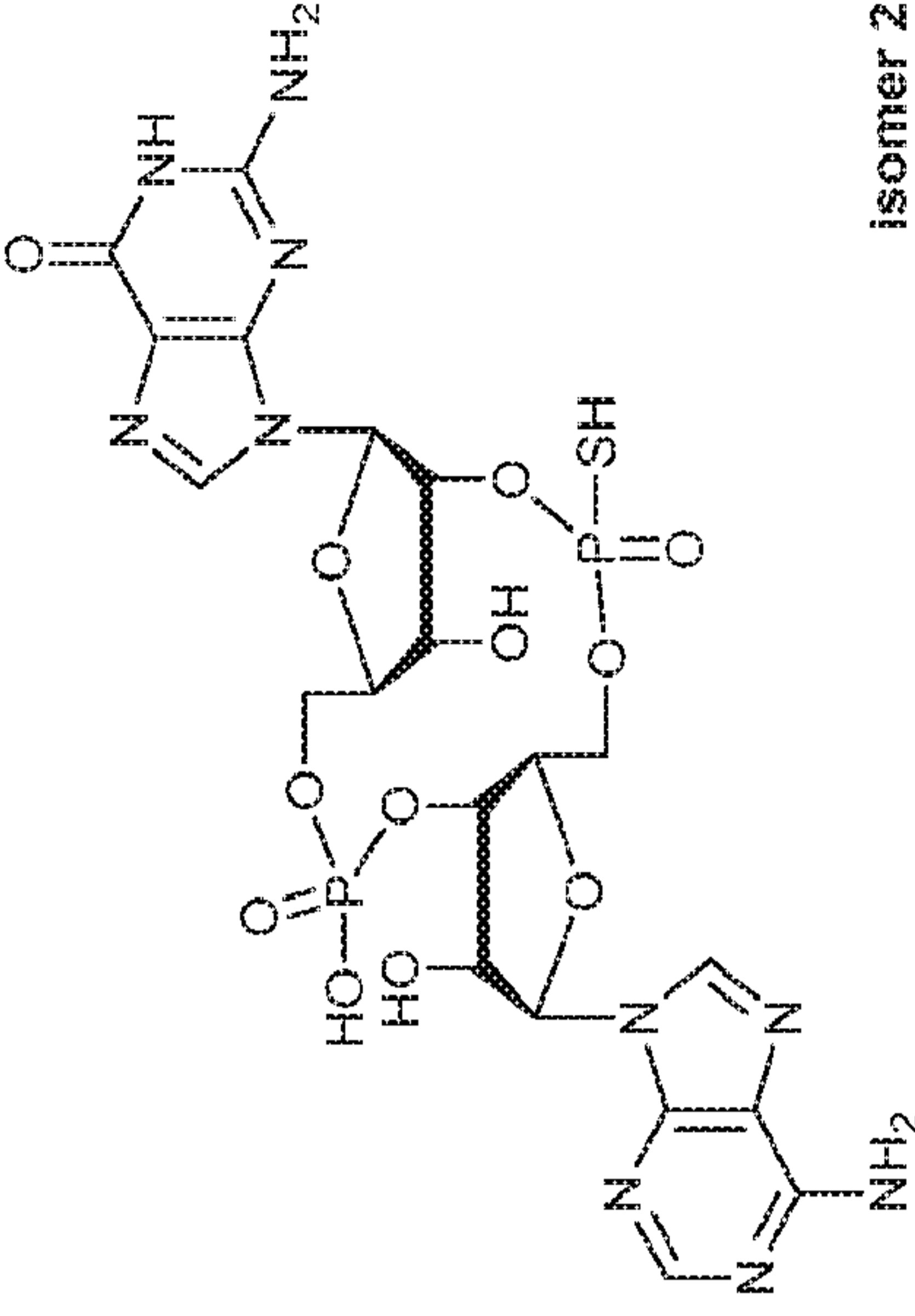
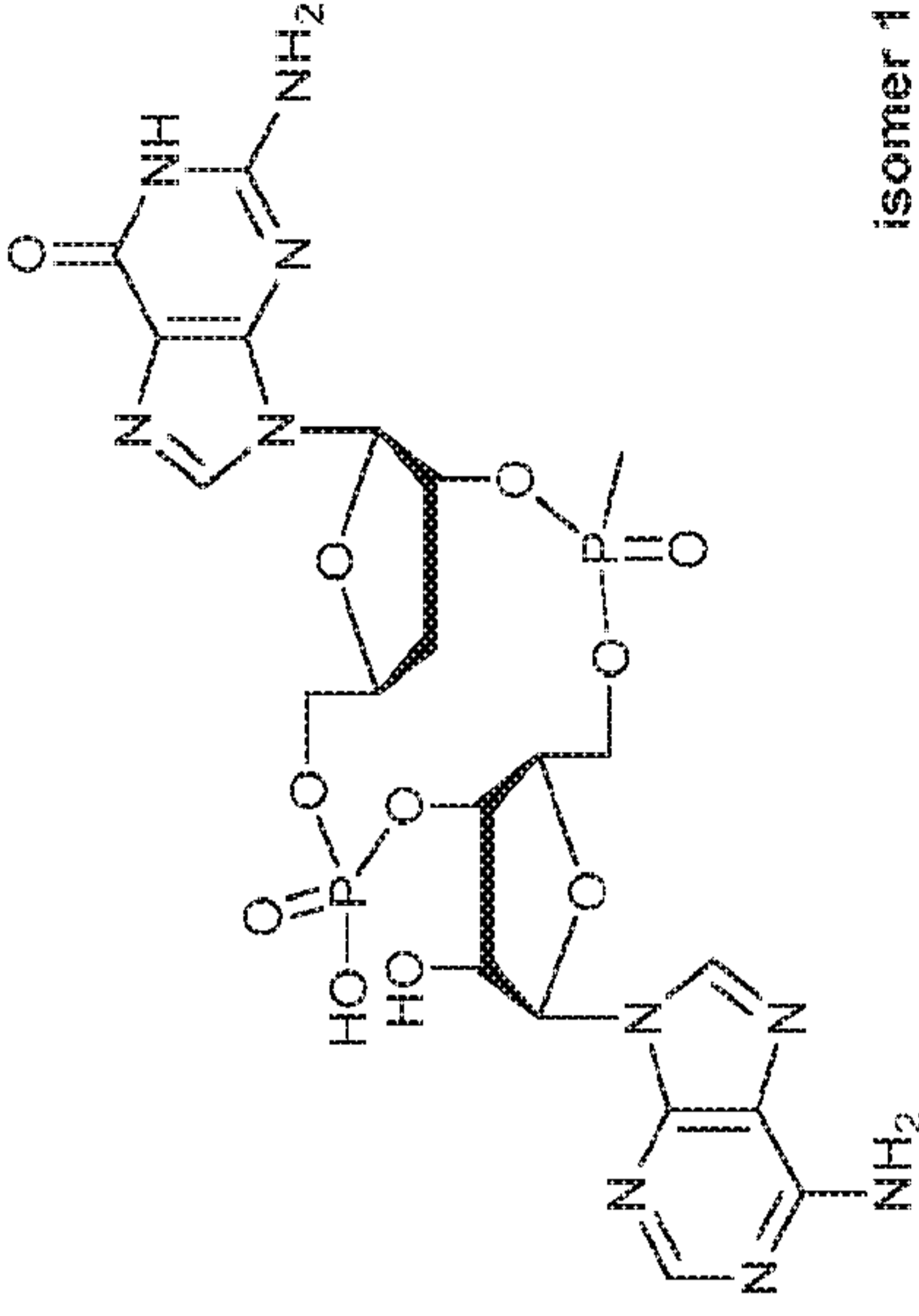
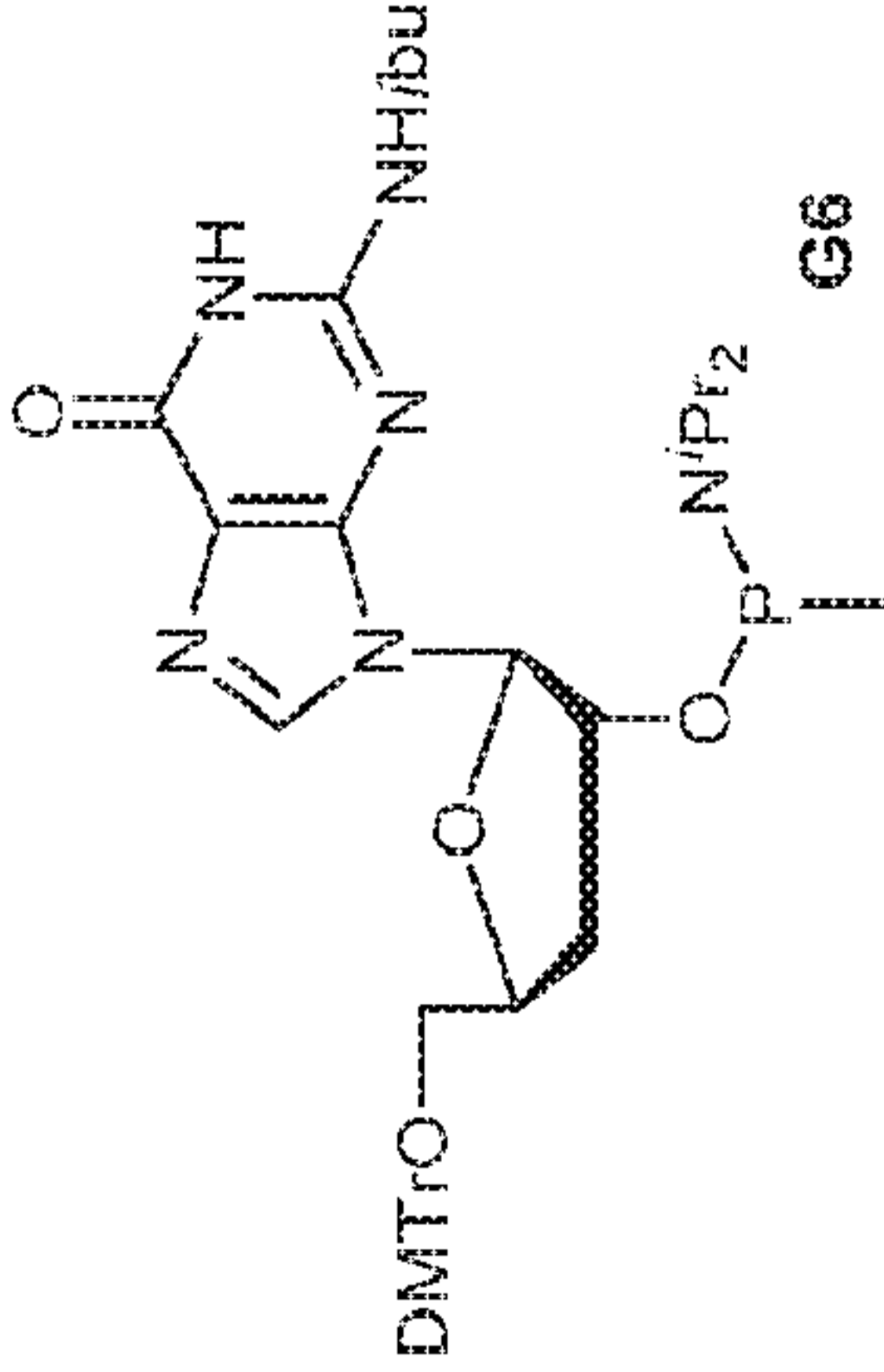
Table 3. Examples E1 to E25, EA1 to EA11, EB1 to EB7, and EC1 to EC24

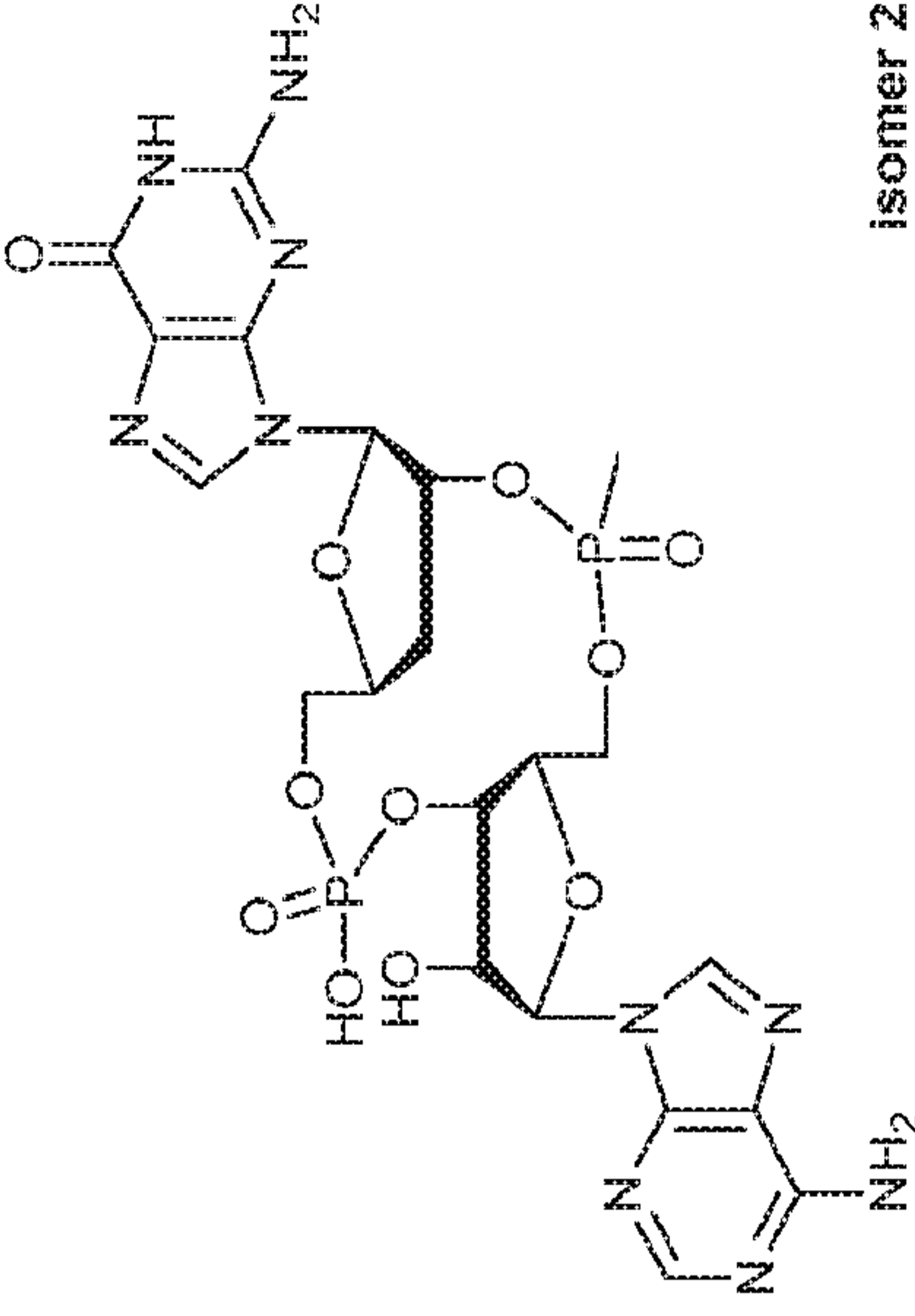

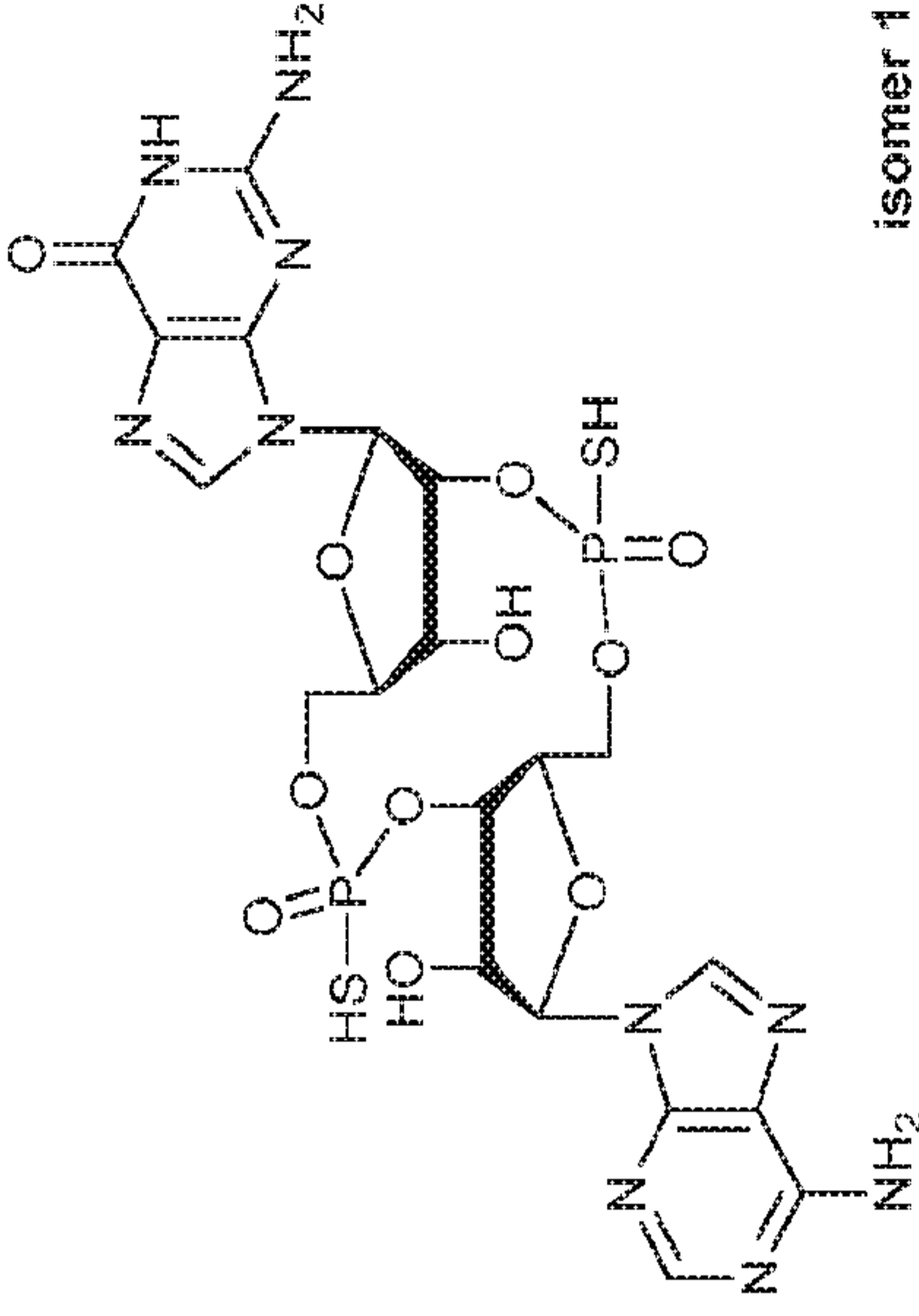
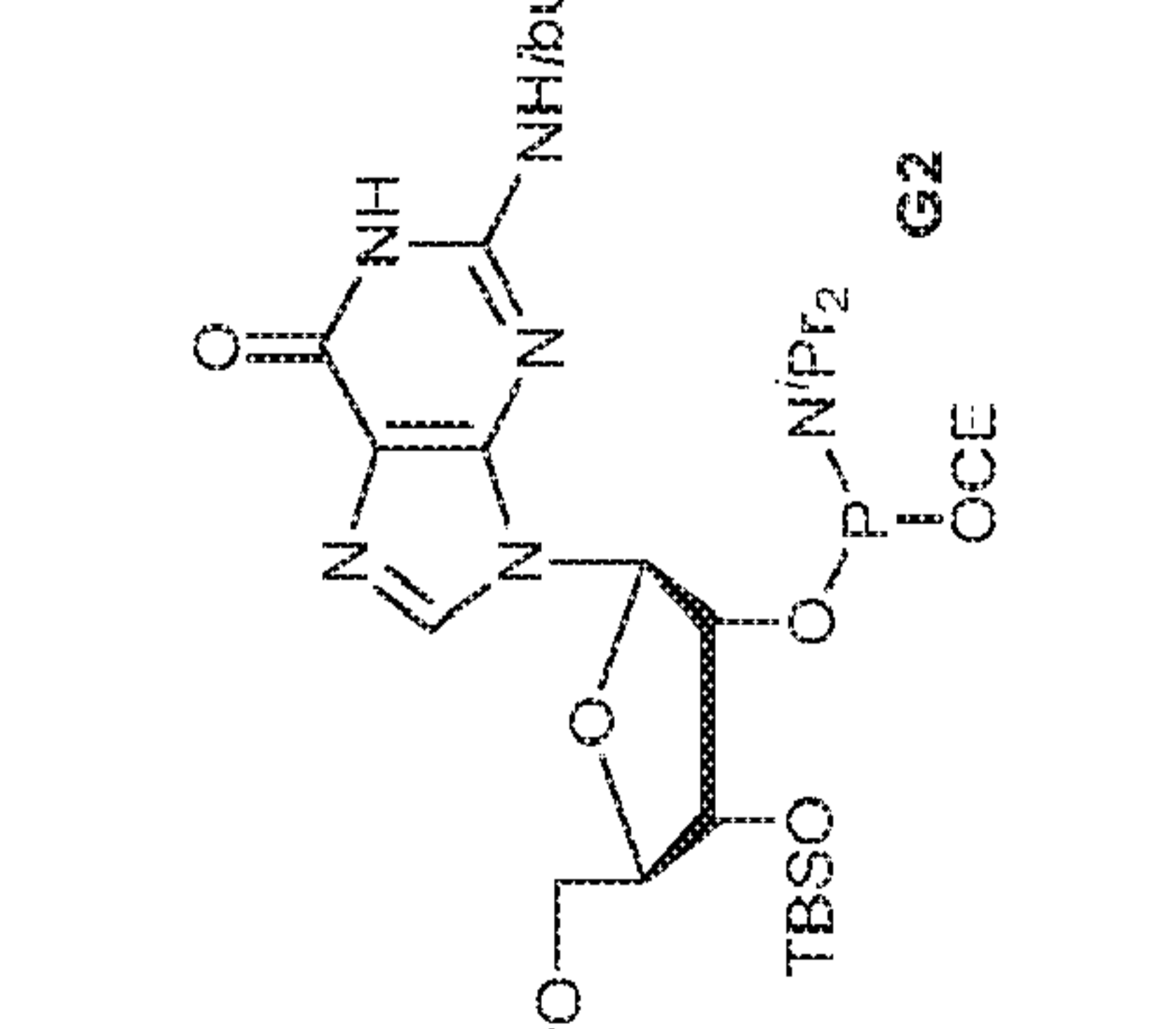
Example	Intermediate 1	Intermediate 2	Structure	Reference of preparation
E1	 <p>G1</p>	 <p>A2</p>		Example A
E2	 <p>G3</p>	 <p>A2</p>		Example A

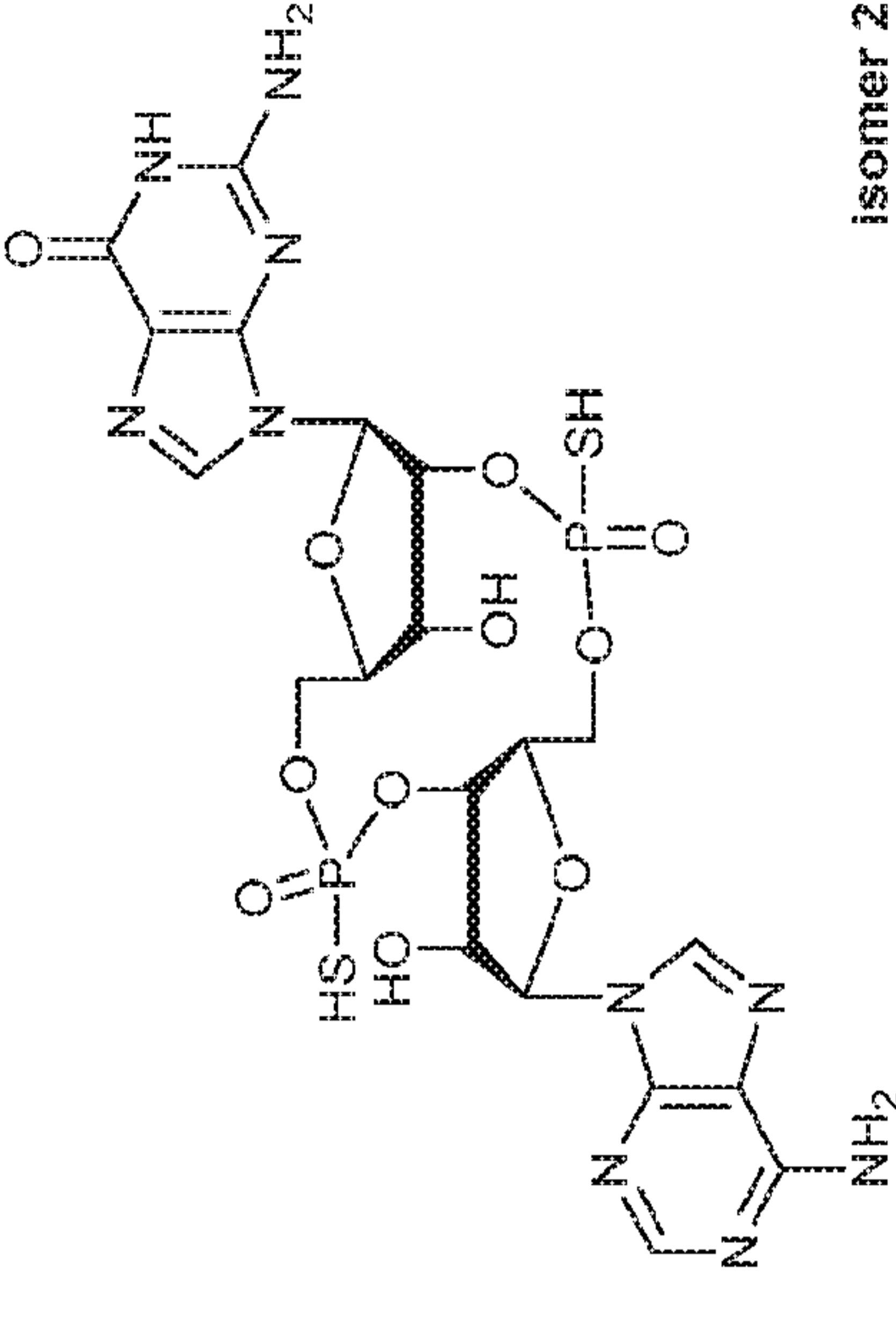
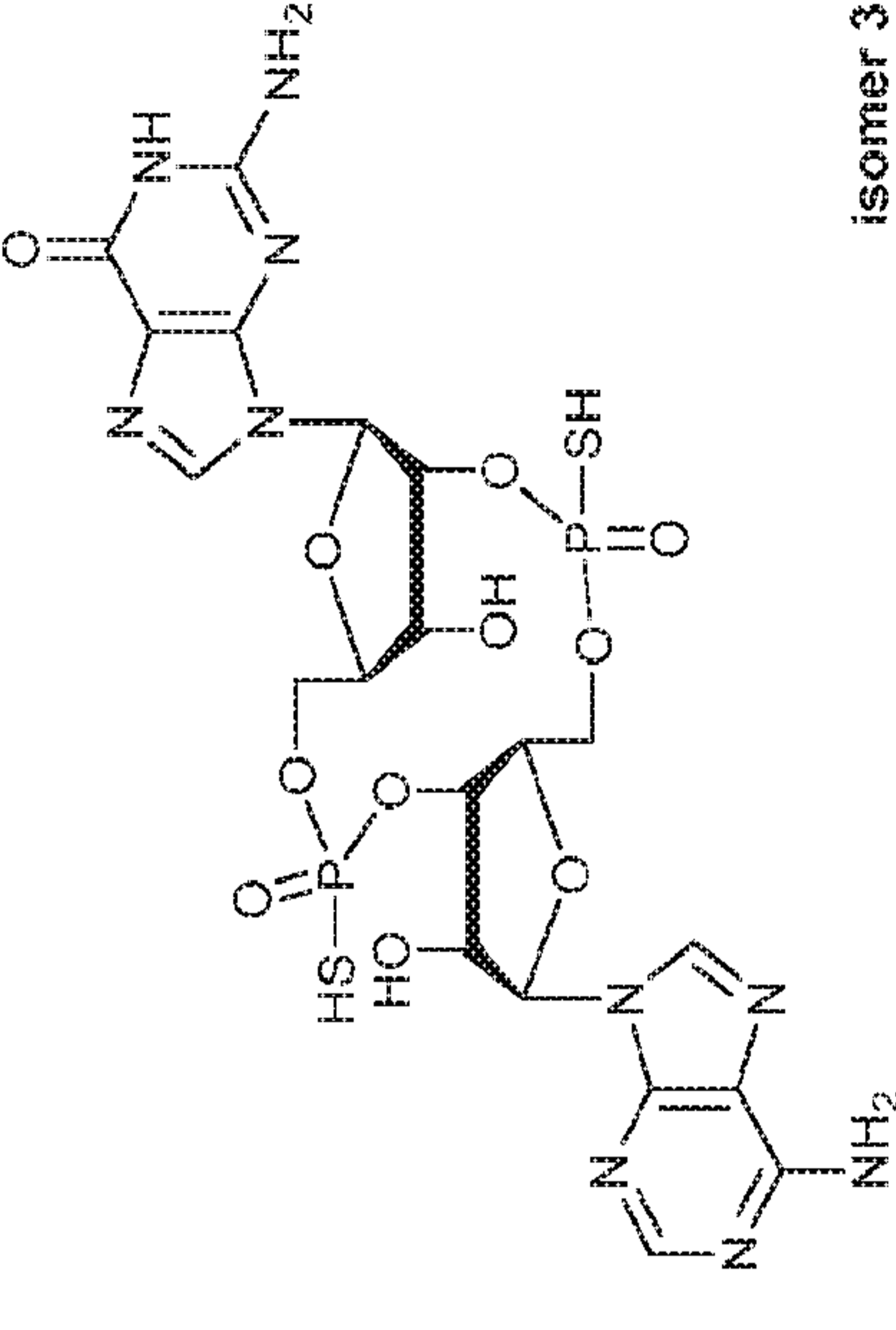
Example A	
Example A	
A2	
E3	
E4	

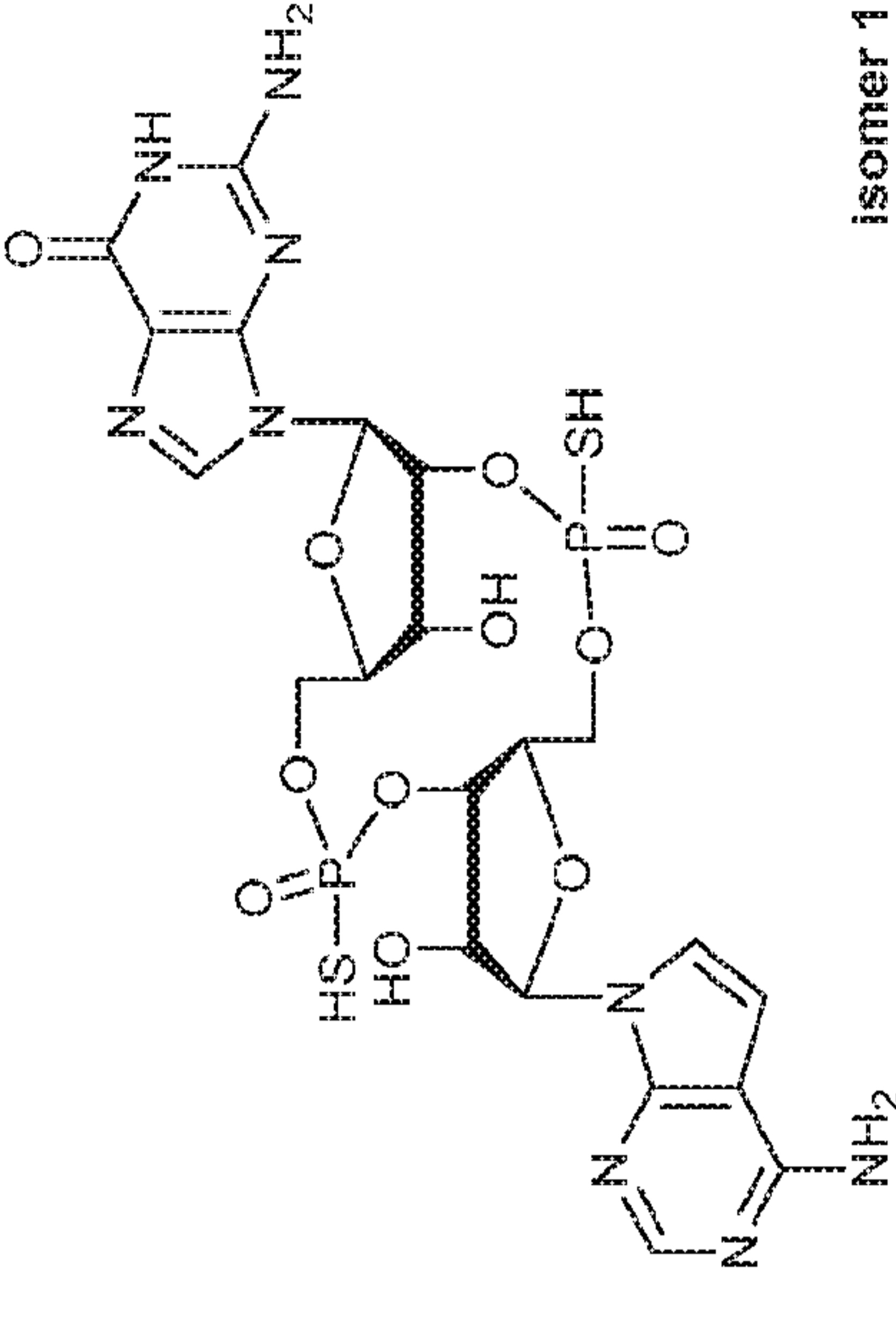
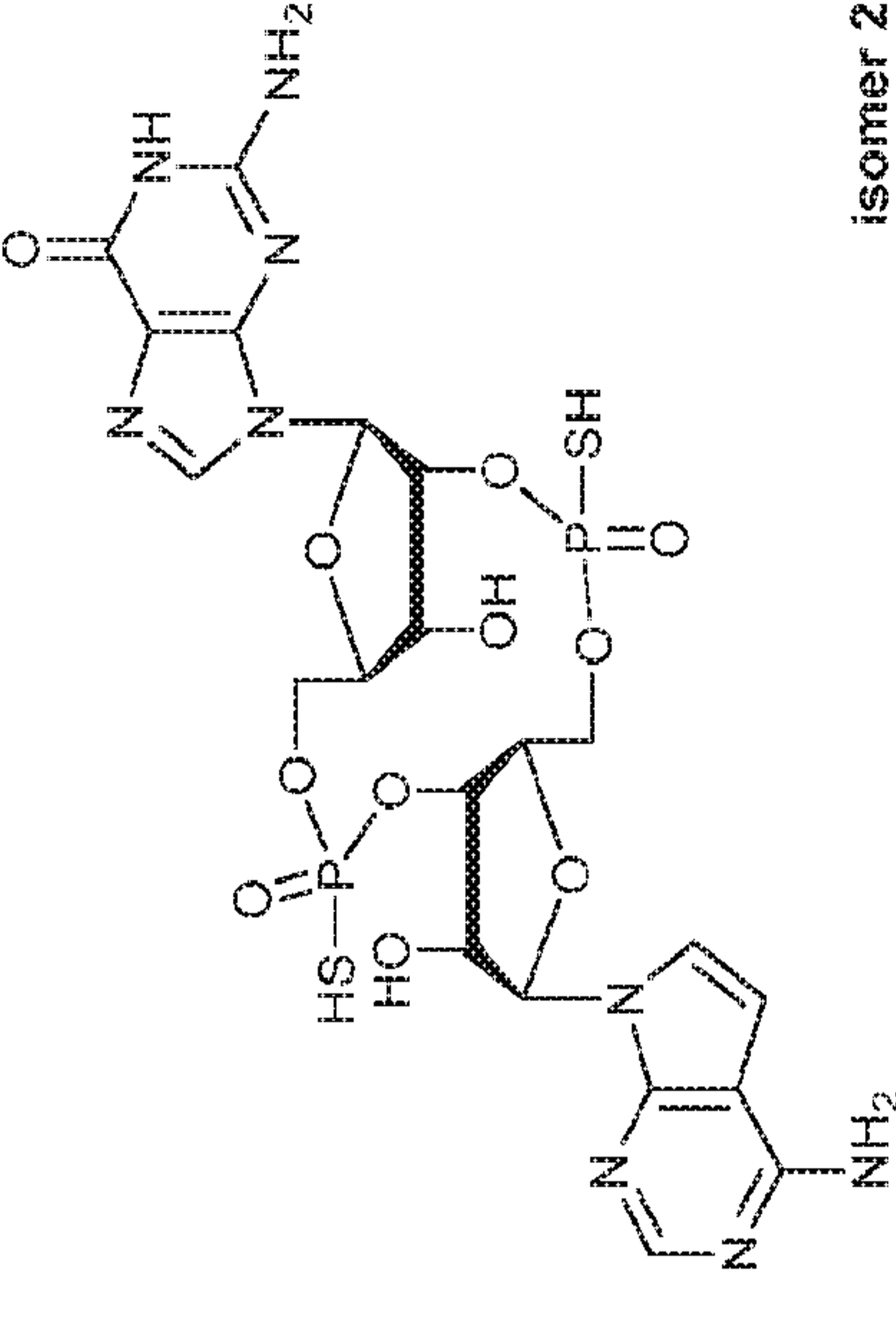
E5	<p data-bbox="577 2226 609 2270">G1</p>  <p data-bbox="745 1439 777 1484">A4</p>	<p data-bbox="577 281 609 445">Example A</p> 	E6	 <p data-bbox="1375 513 1407 652">isomer 1</p>	<p data-bbox="577 2611 609 2656">E5</p> <p data-bbox="1123 2611 1155 2656">E6</p>
	 <p data-bbox="745 1439 777 1484">A4</p>	 <p data-bbox="1260 1558 1291 1602">C1</p>			

Example A	 <p style="text-align: center;">isomer 2</p>	C1	E7
Example A	 <p style="text-align: center;">isomer 1</p>	<p style="text-align: center;">C2</p> 	E8

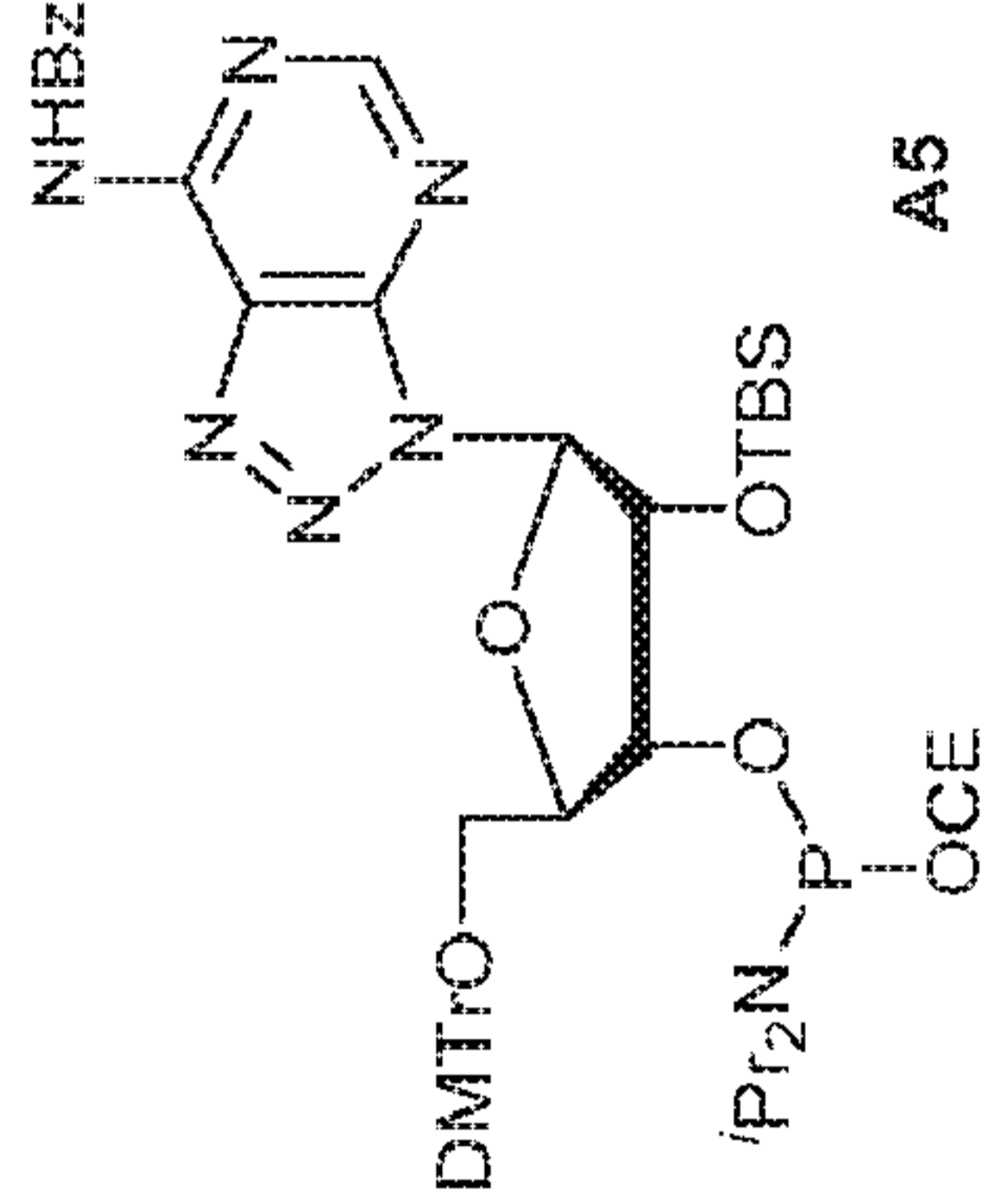
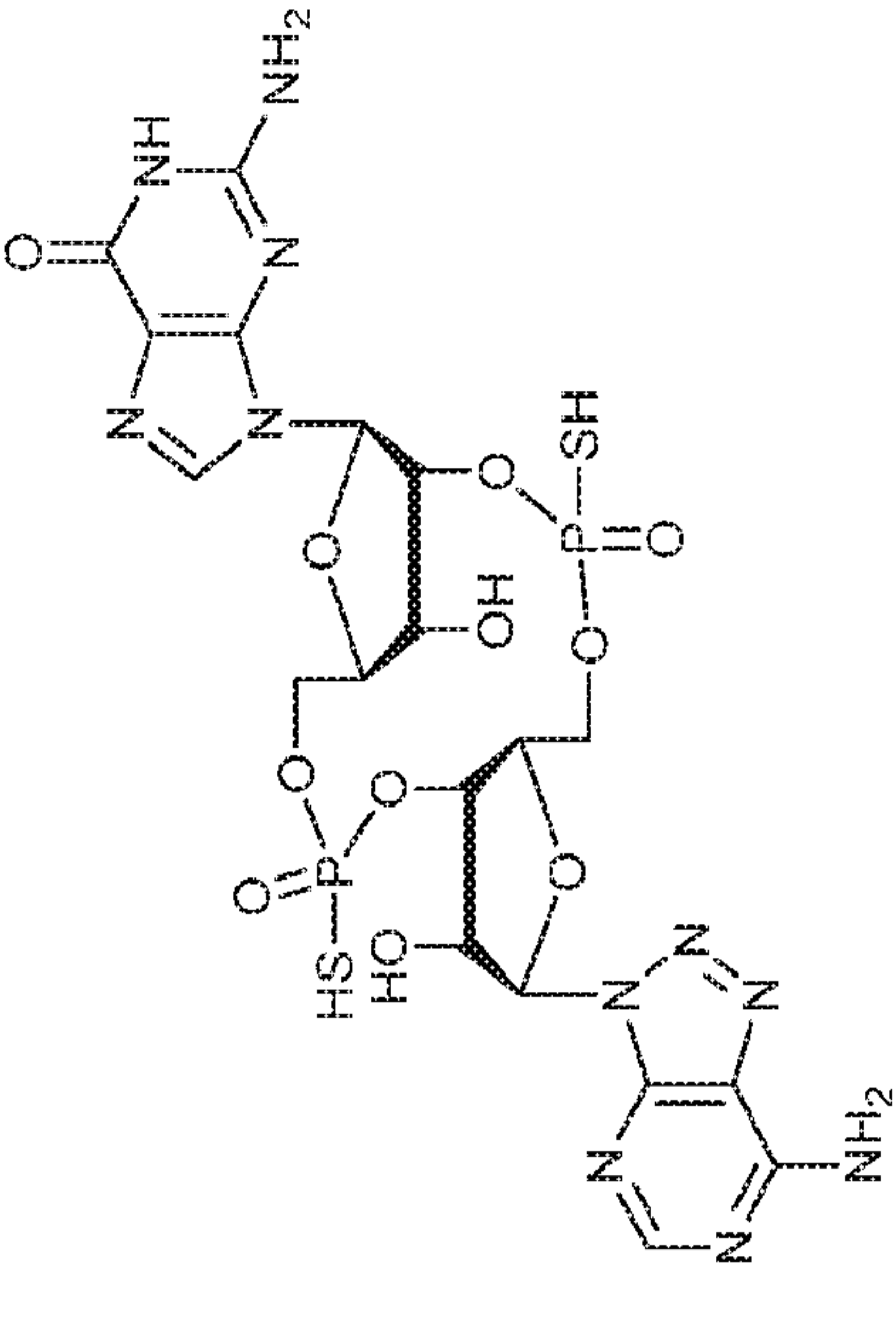
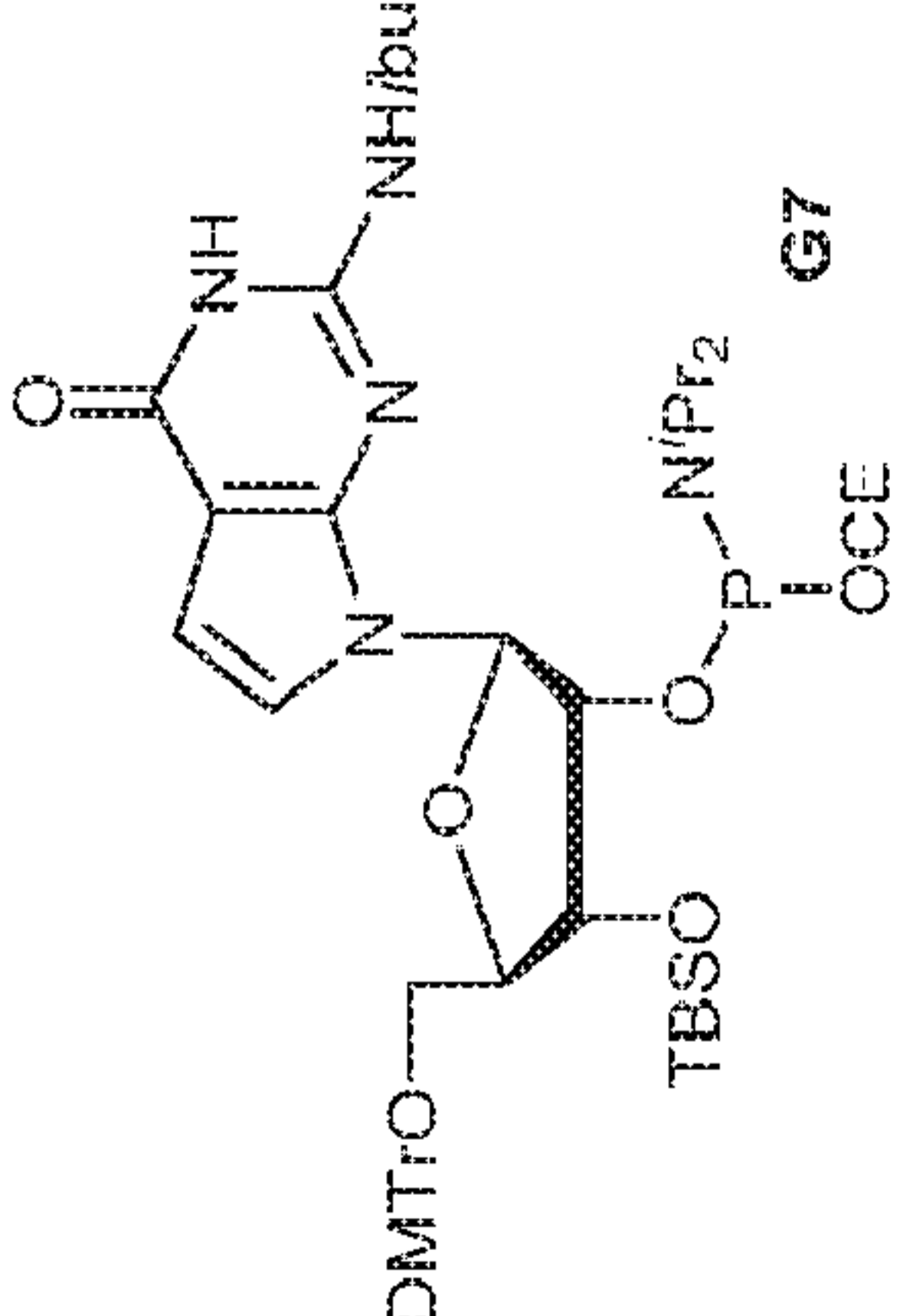
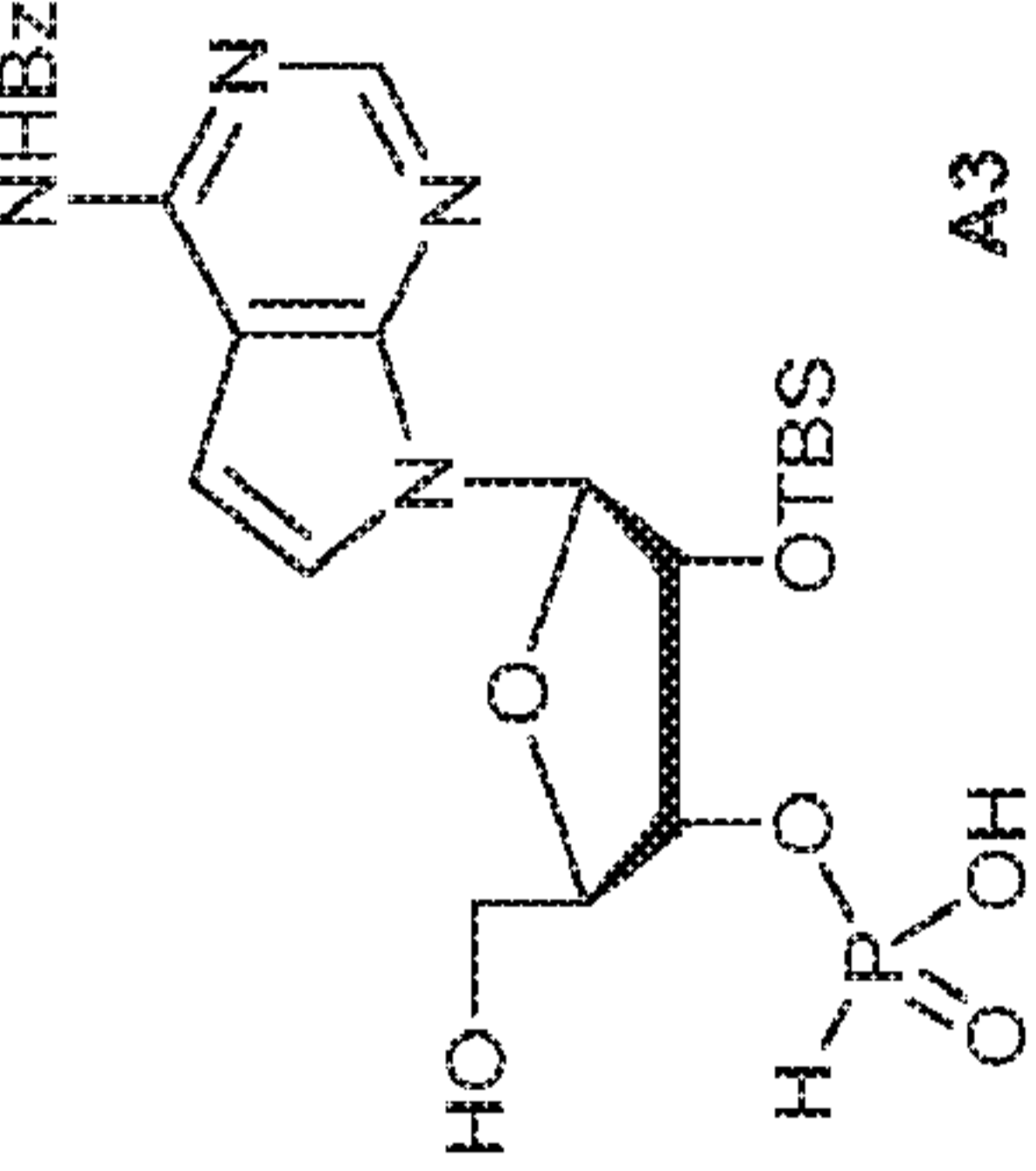
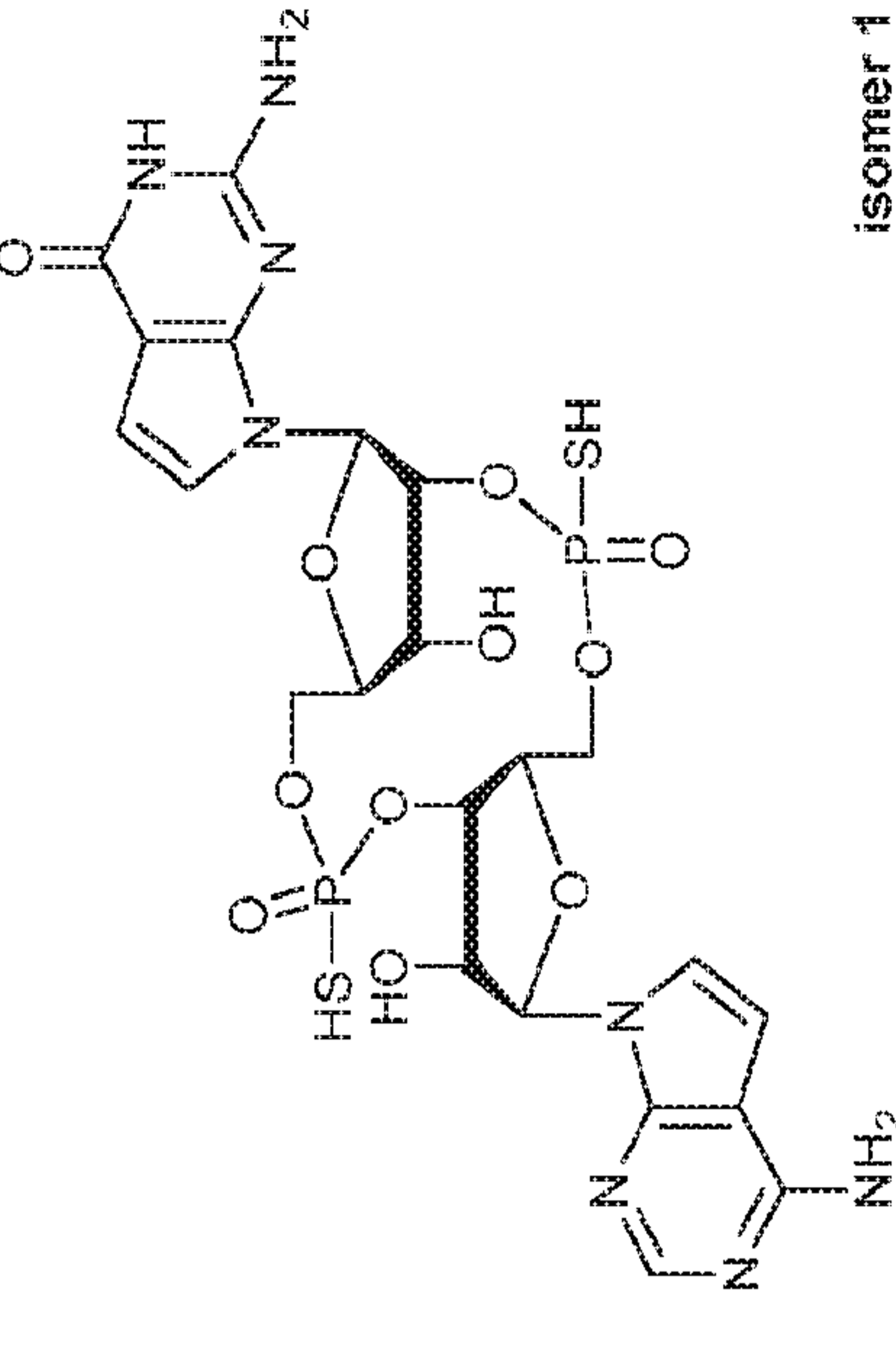
Example A	 <p>isomer 2</p>	Example A	 <p>isomer 1</p>
C2		A2	 <p>DMT O</p> <p>G6</p>
E9		E10	

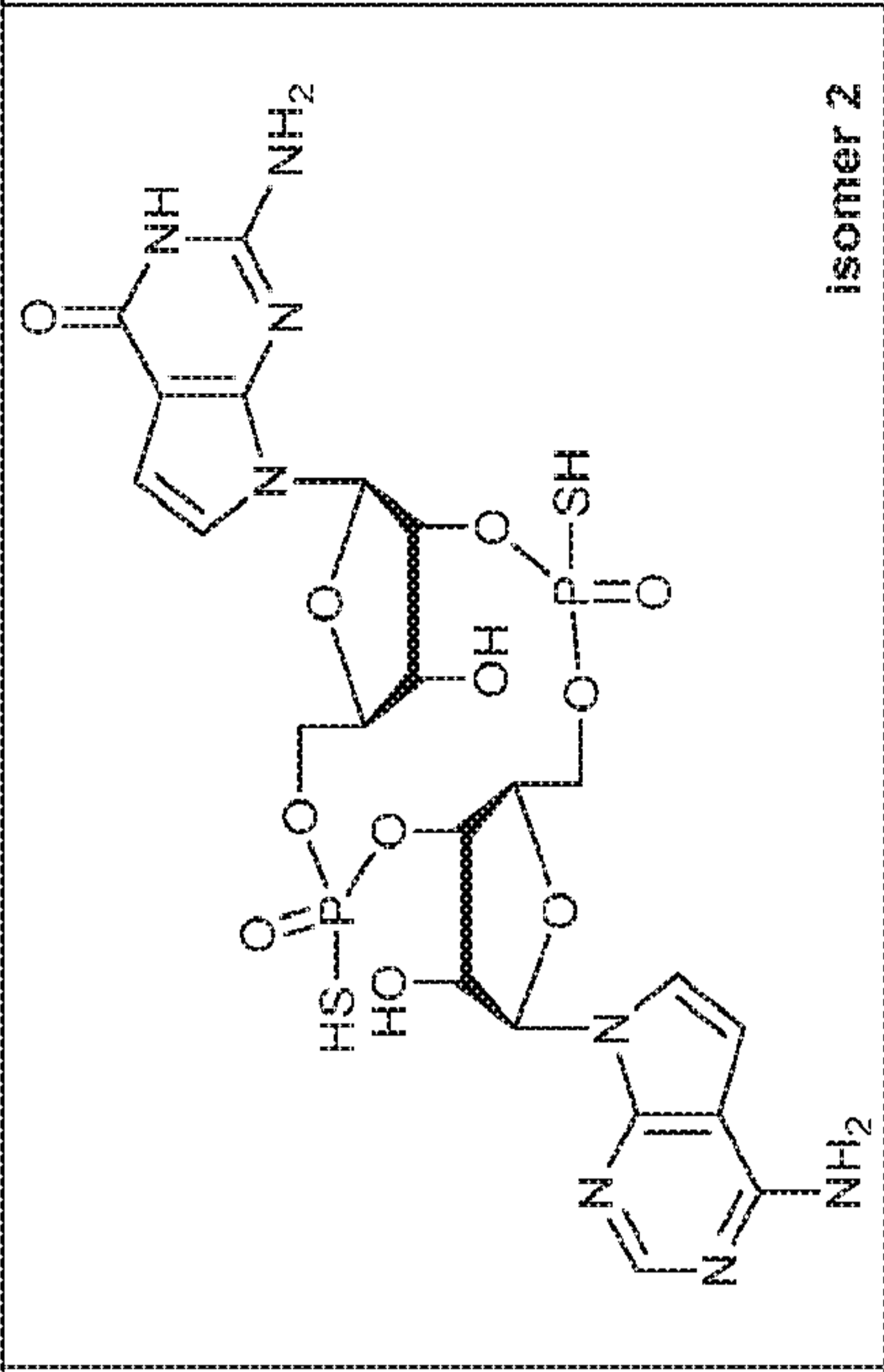
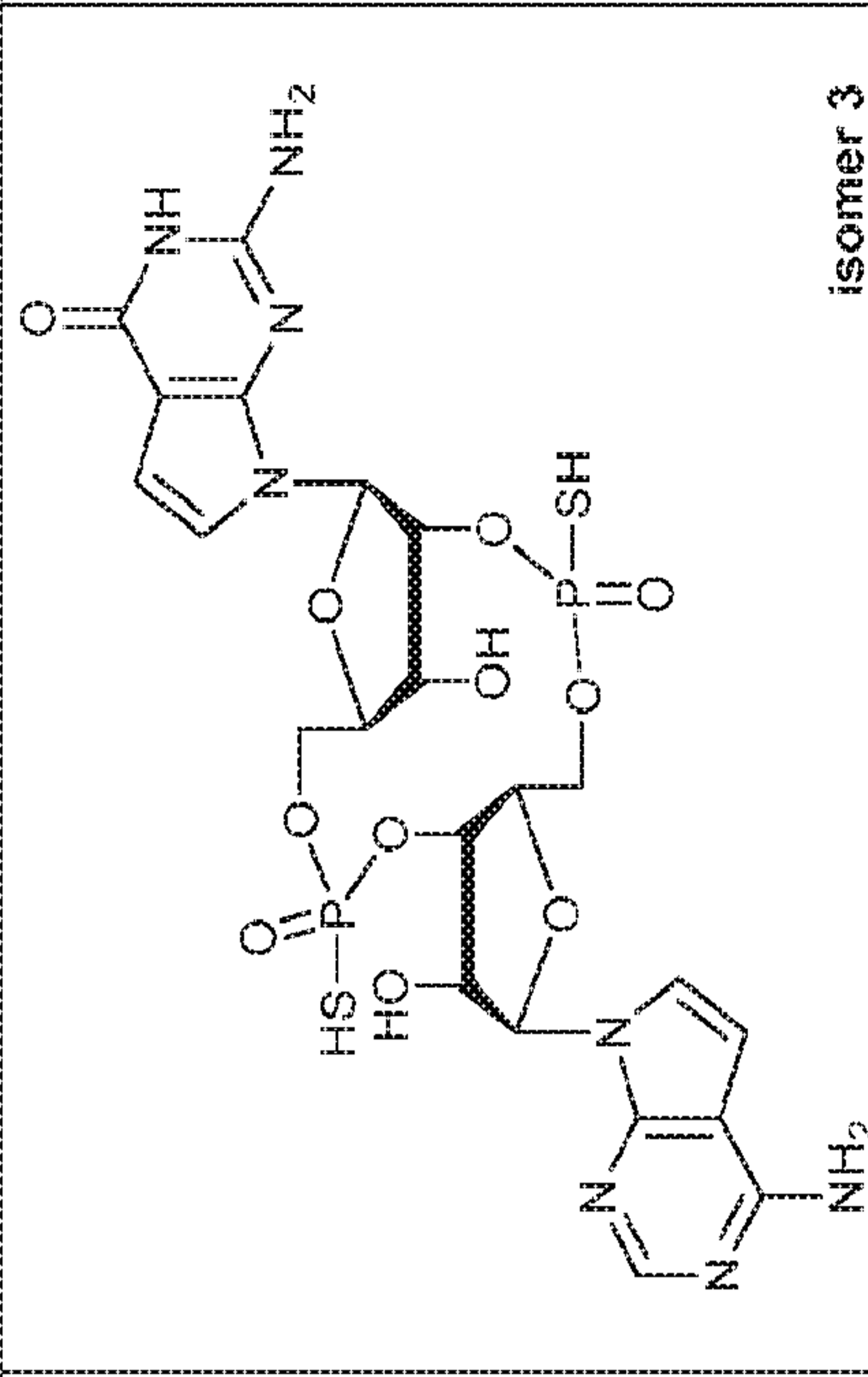
Example A	 <p style="text-align: right;">isomer 2</p>
A2	 <p style="text-align: right;">isomer 1</p>
E11	<p style="text-align: center;">G6</p>
Example B	
A1	
E12	<p style="text-align: center;">G2</p>

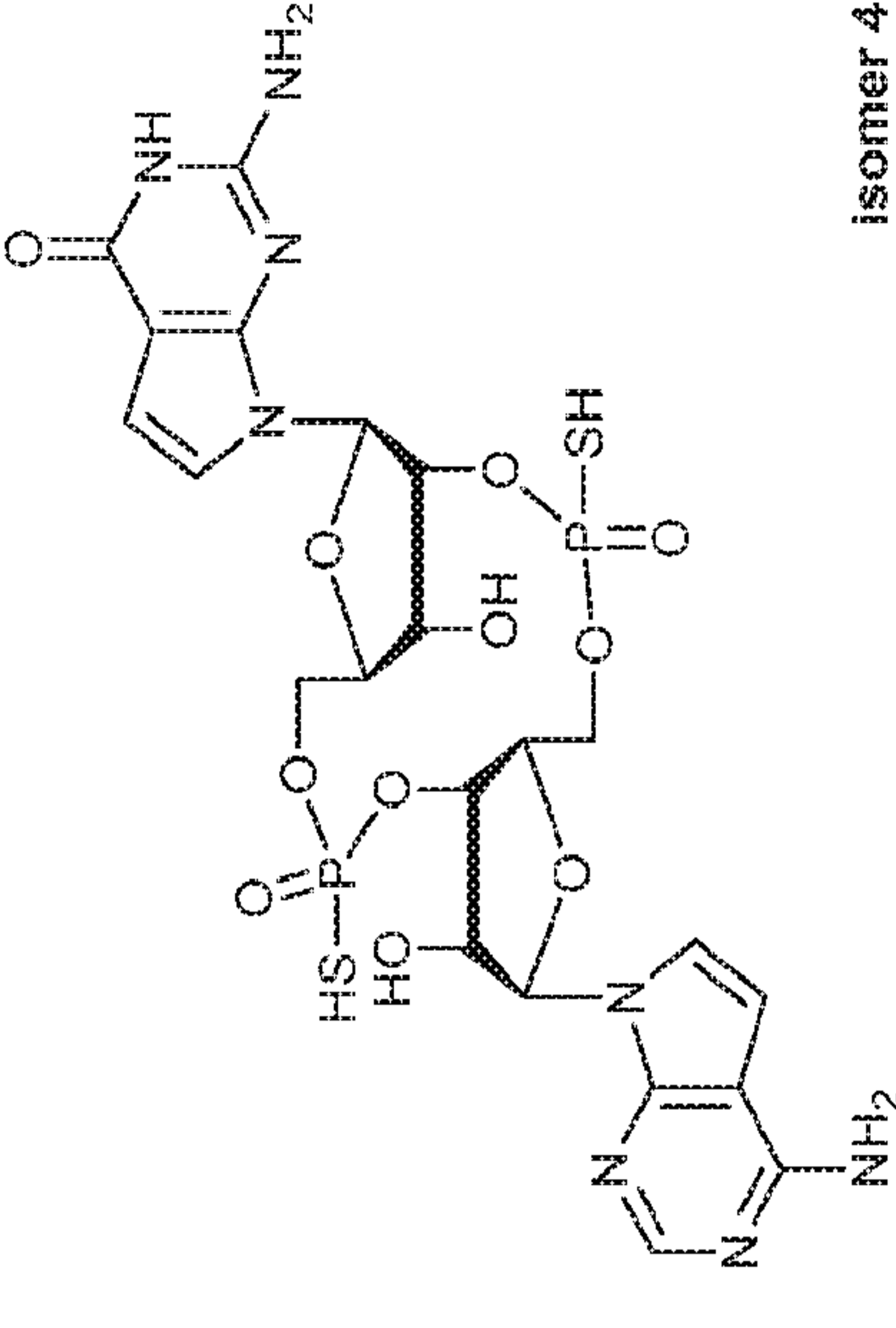
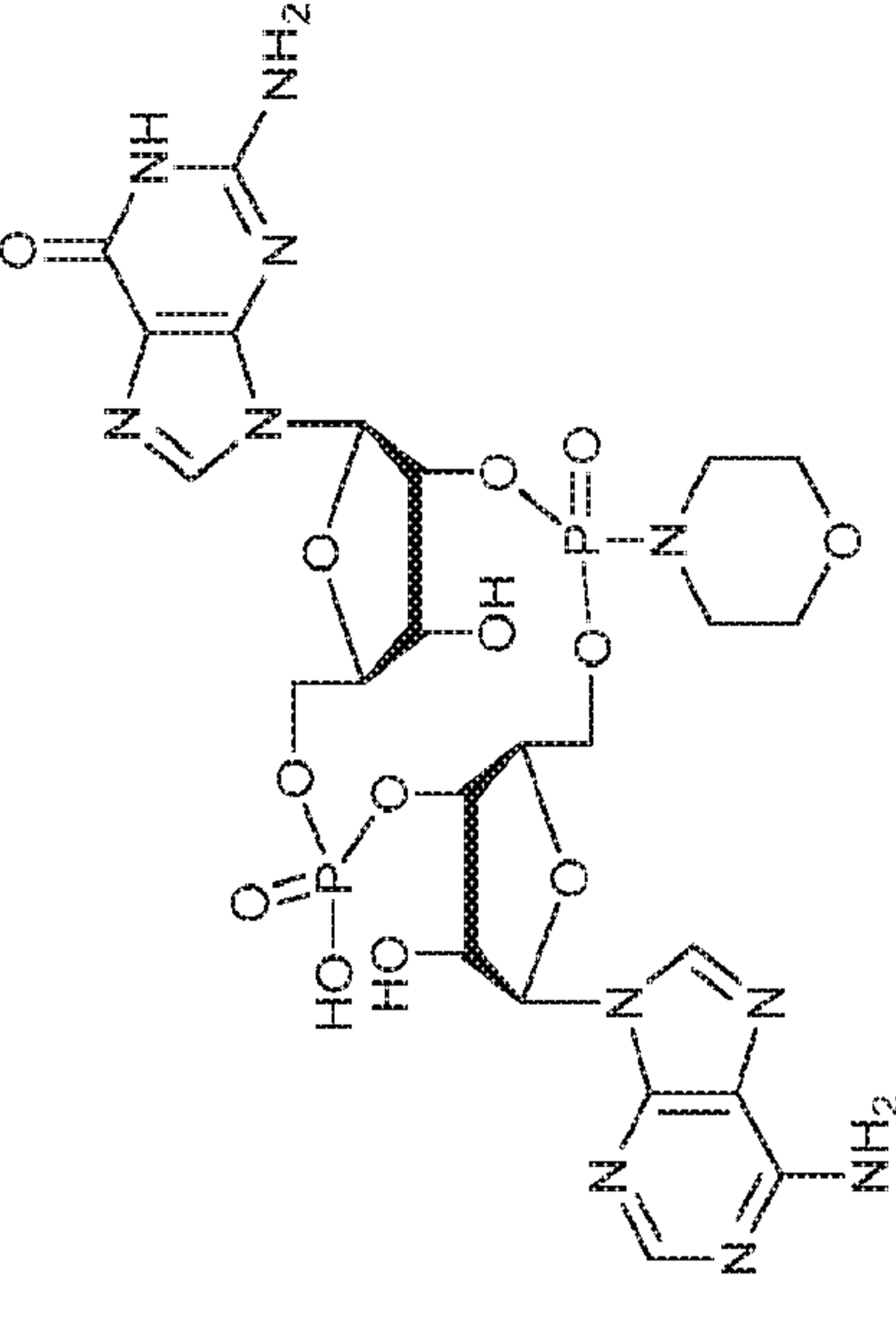
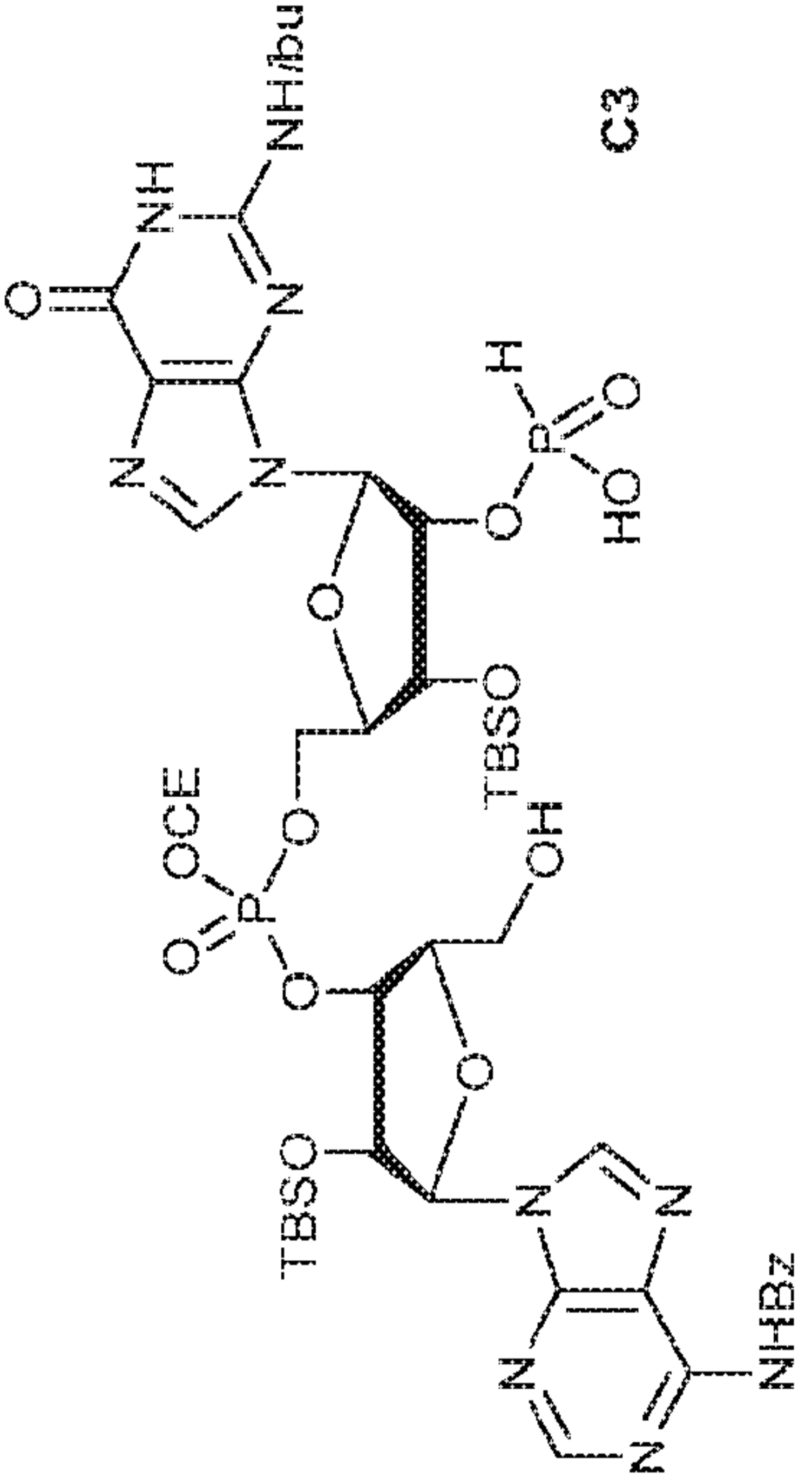
Example B	 <p style="text-align: center;">isomer 2</p>
A1	A1
G2	G2
Example B	 <p style="text-align: center;">isomer 3</p>
A1	A1
G2	G2
E13	E14

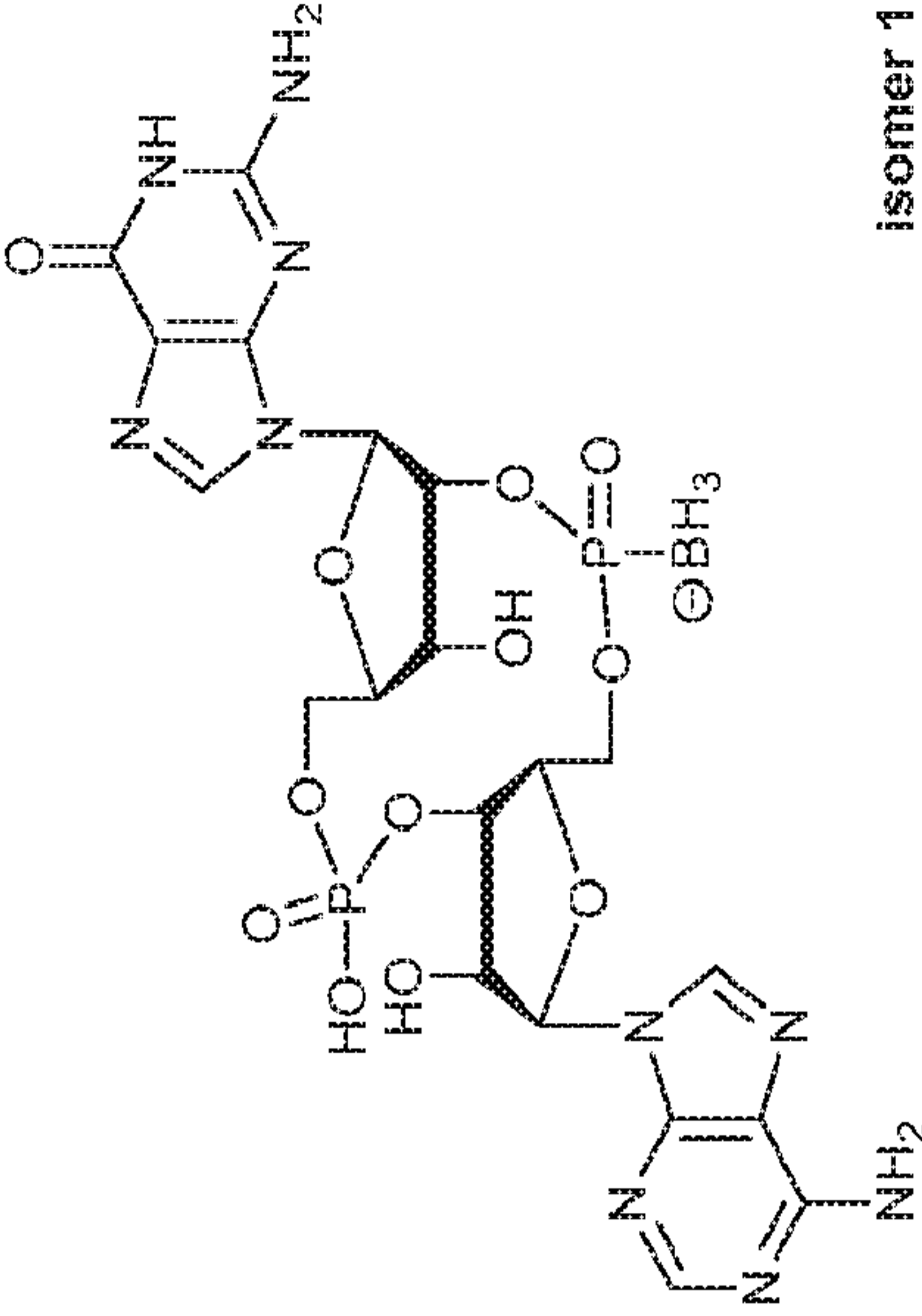
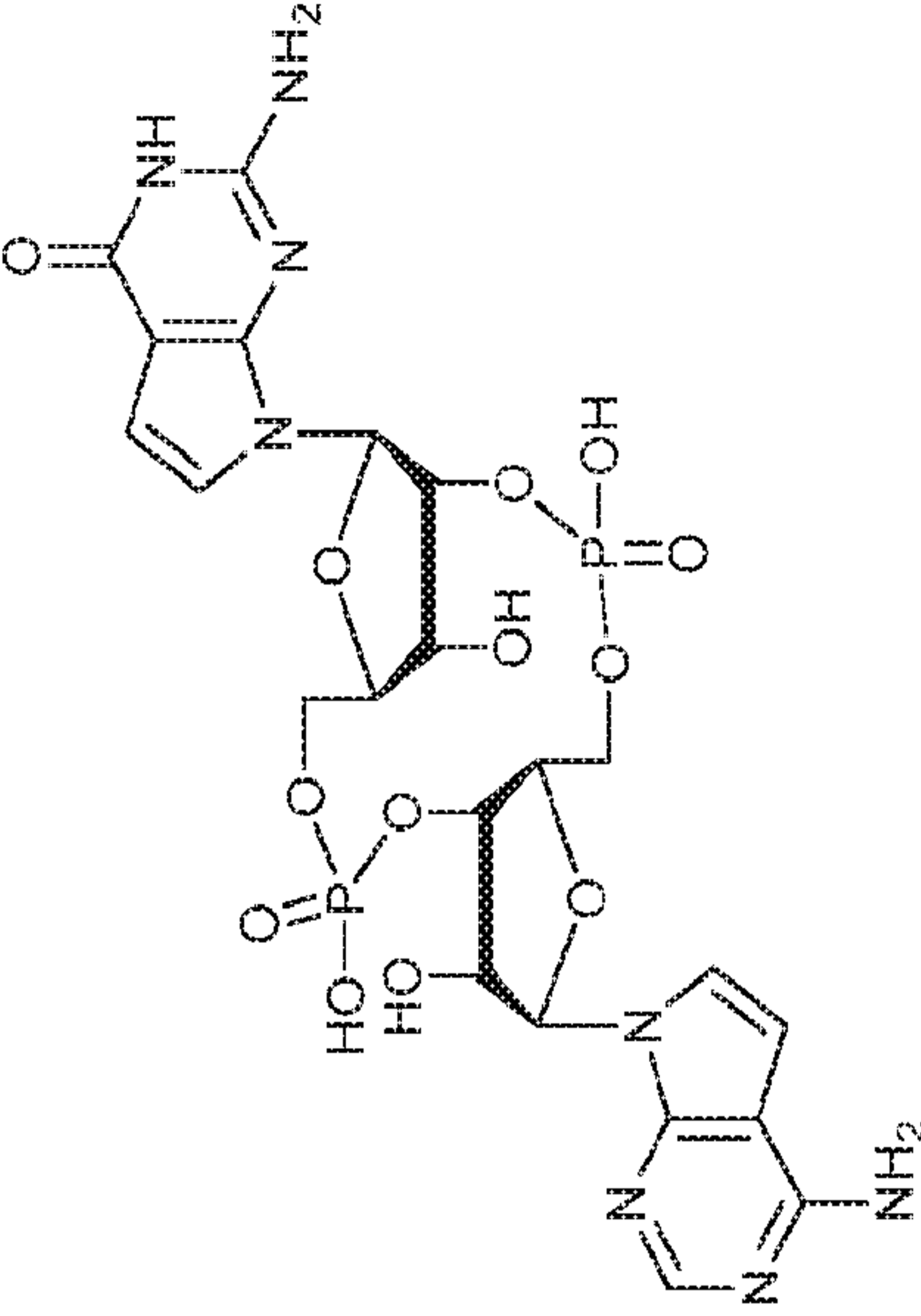
Example B	 <p style="text-align: center;">isomer 1</p>	Example B	 <p style="text-align: center;">isomer 2</p>
A4	G1	A4	G1
E15	E16		

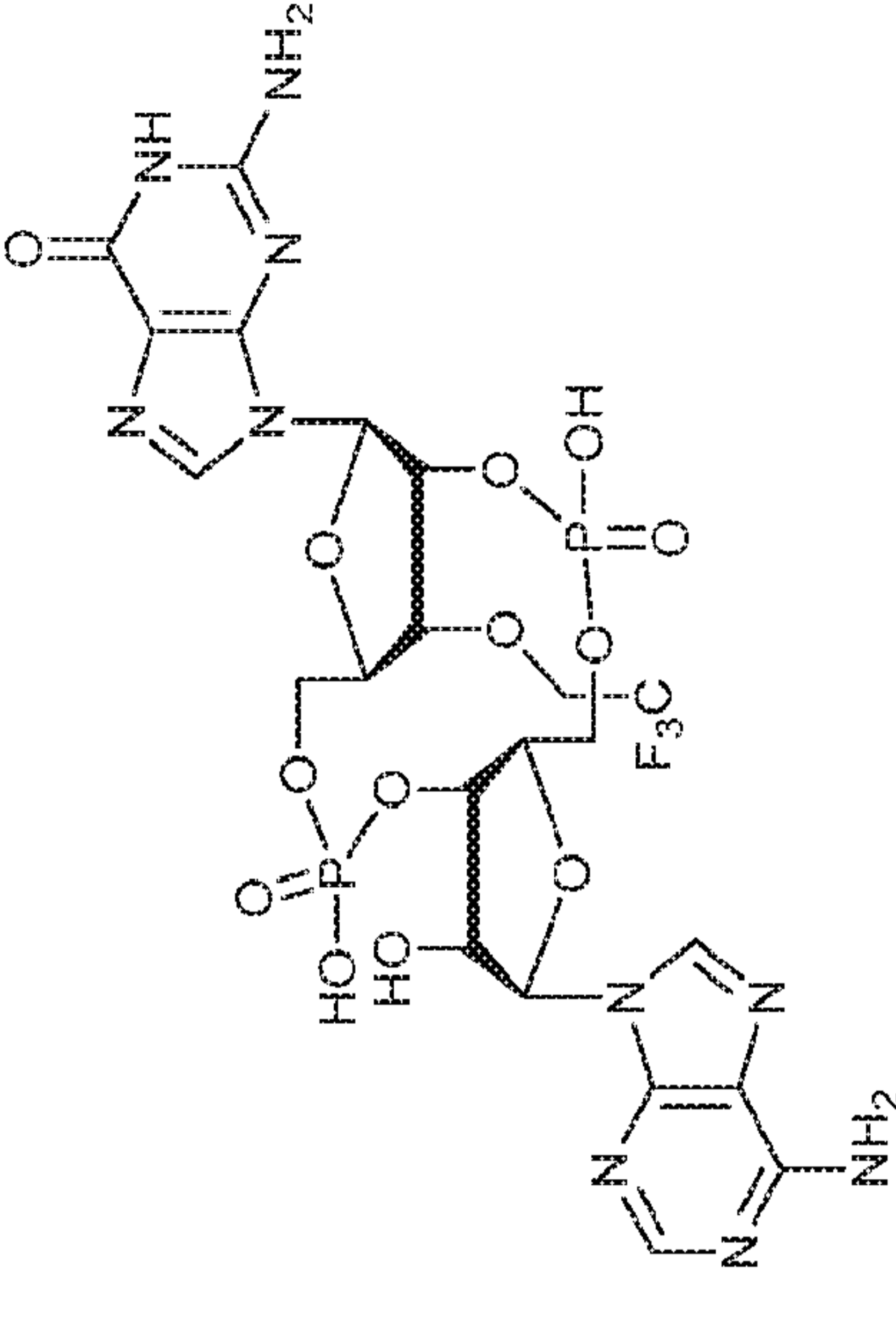
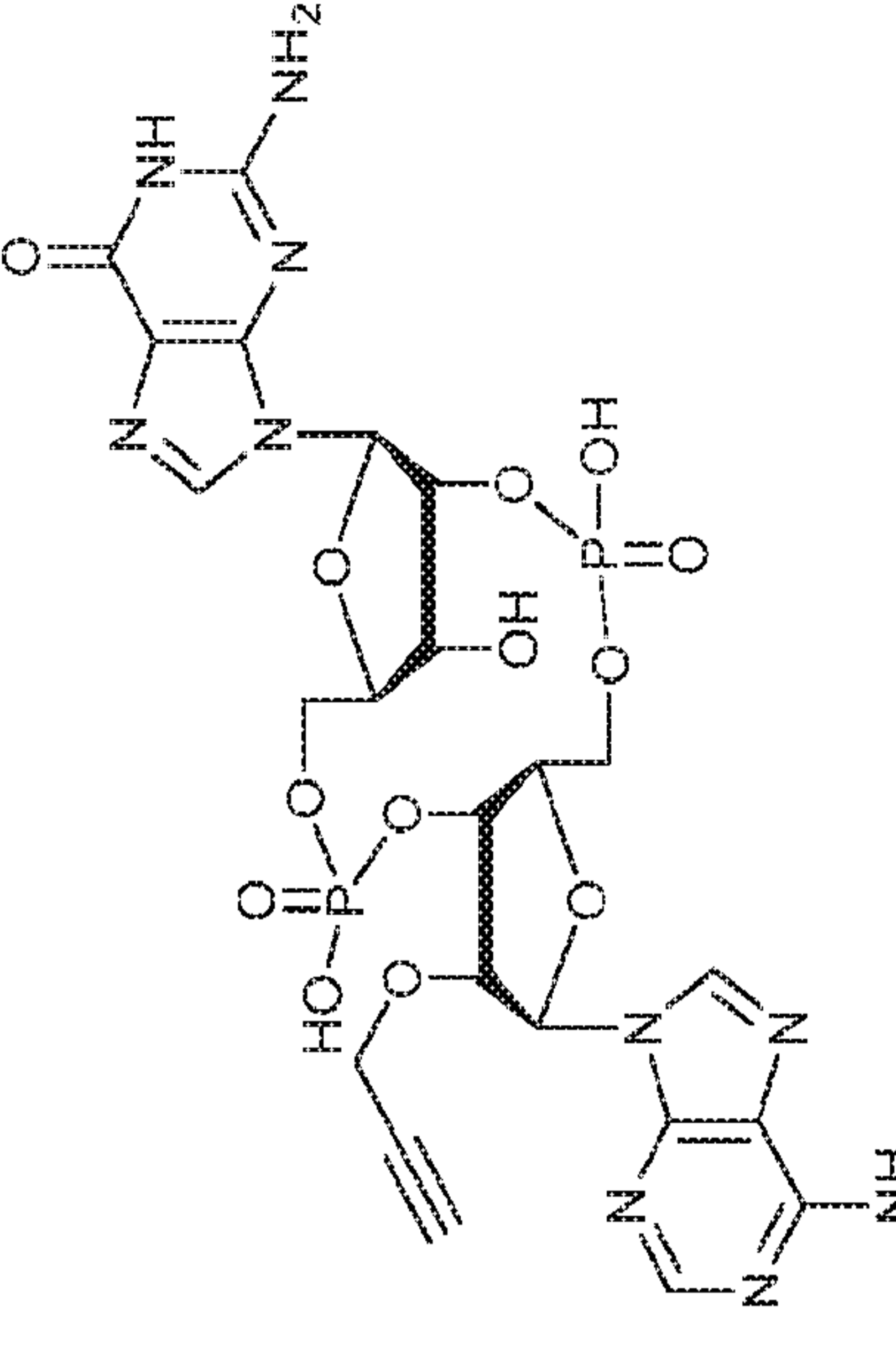
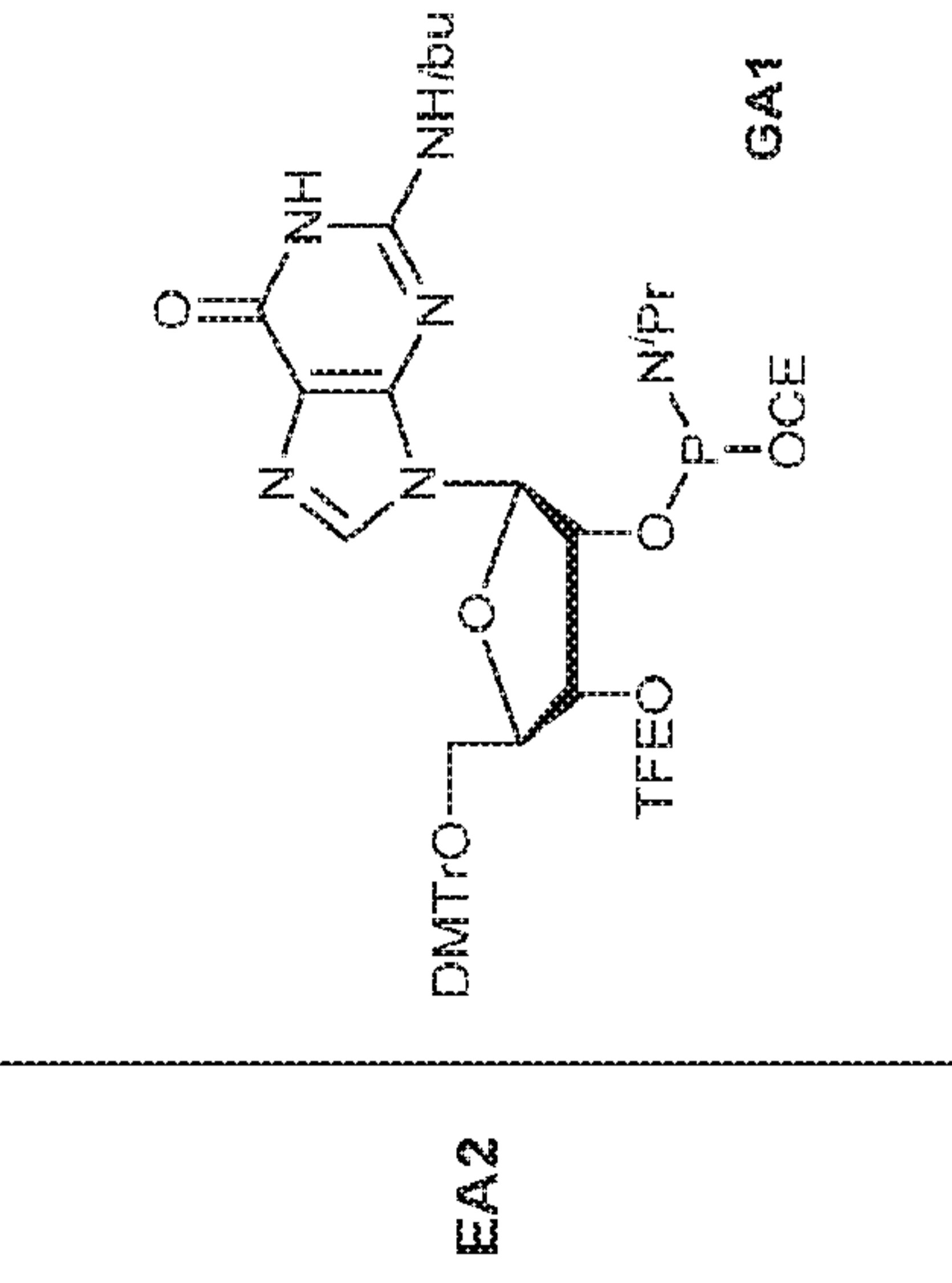
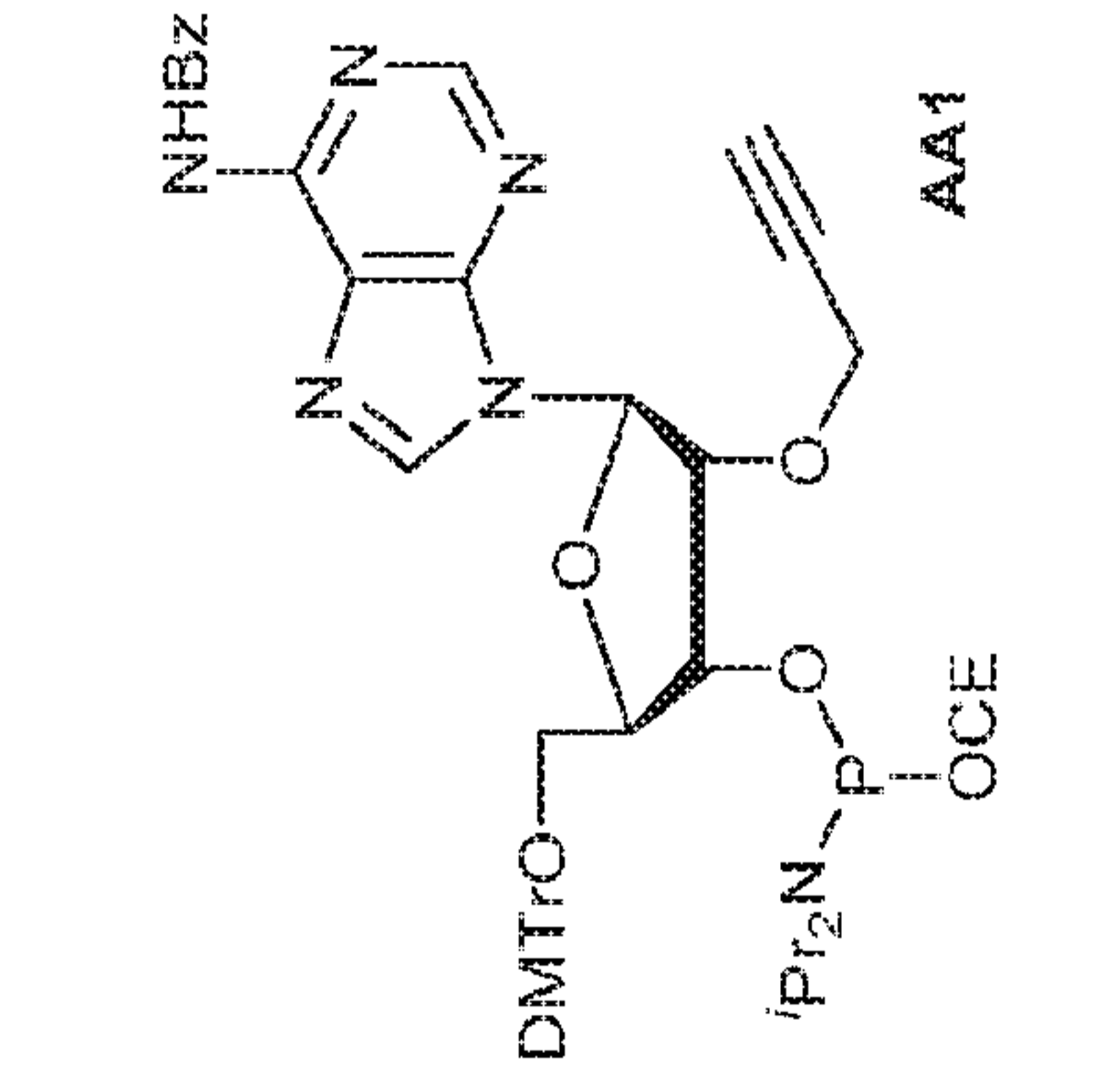
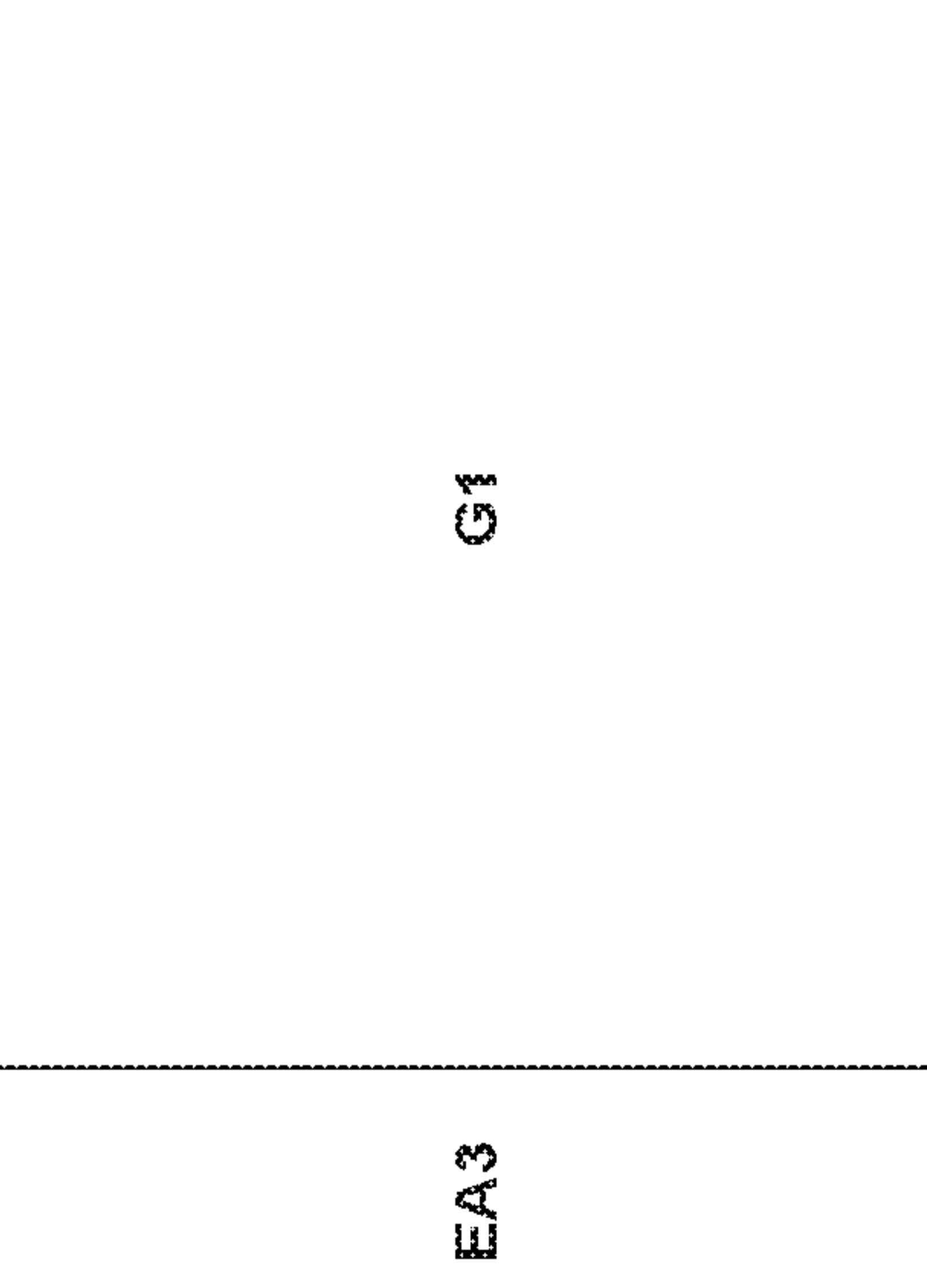
Example B	<p>isomer 3</p>
A4	G1
E17	Example B
<p>isomer 4</p>	A4
G1	E18

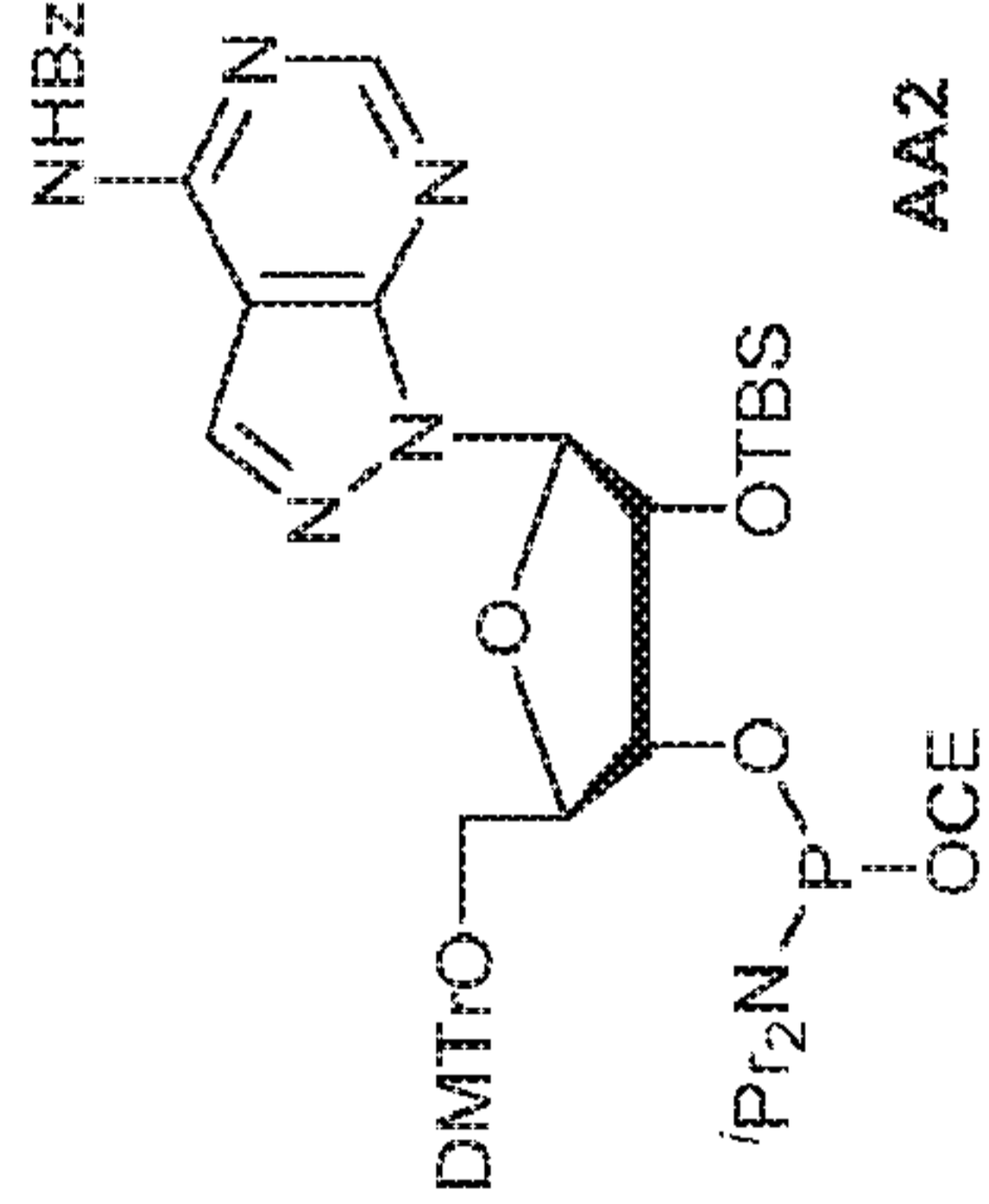
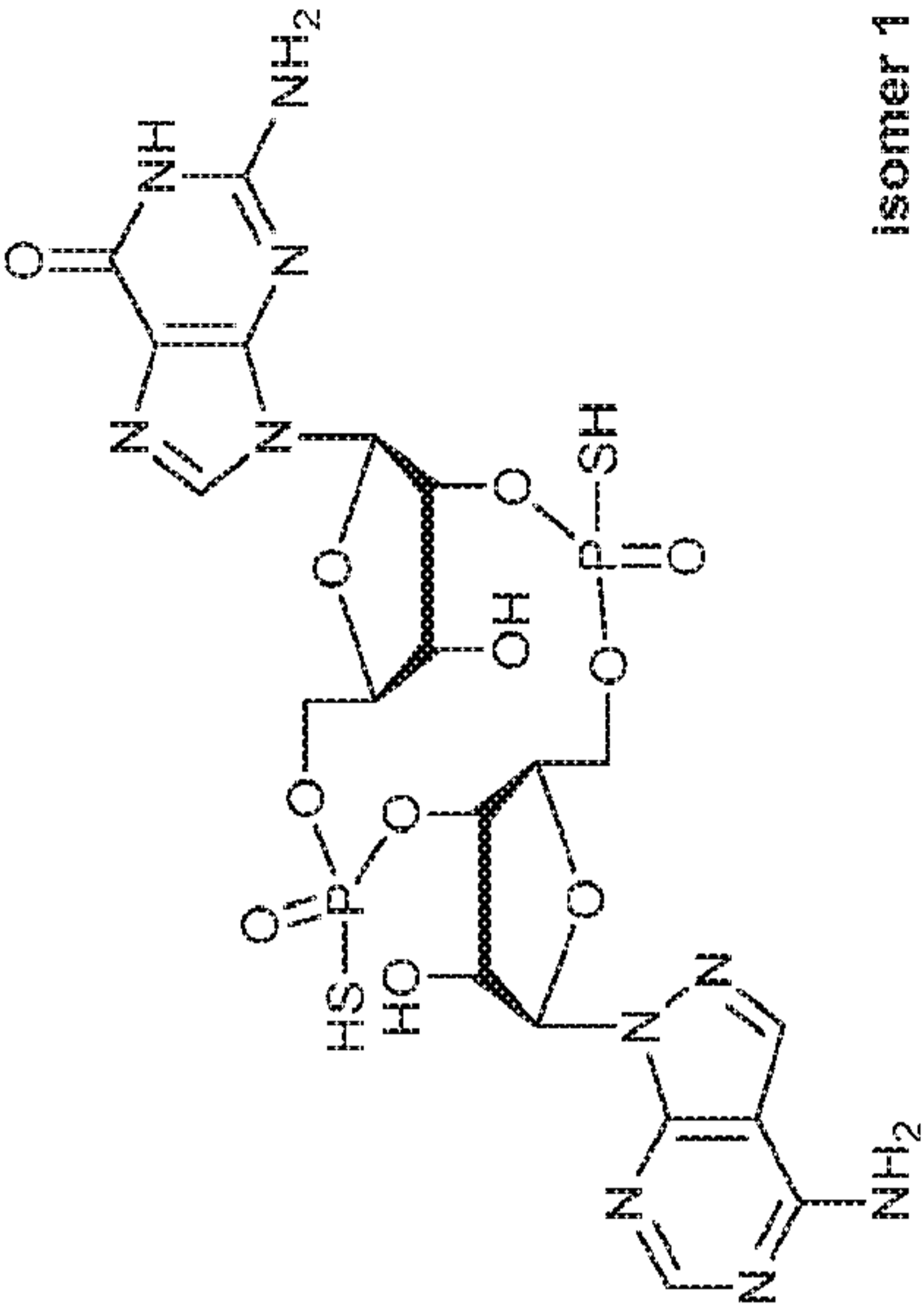
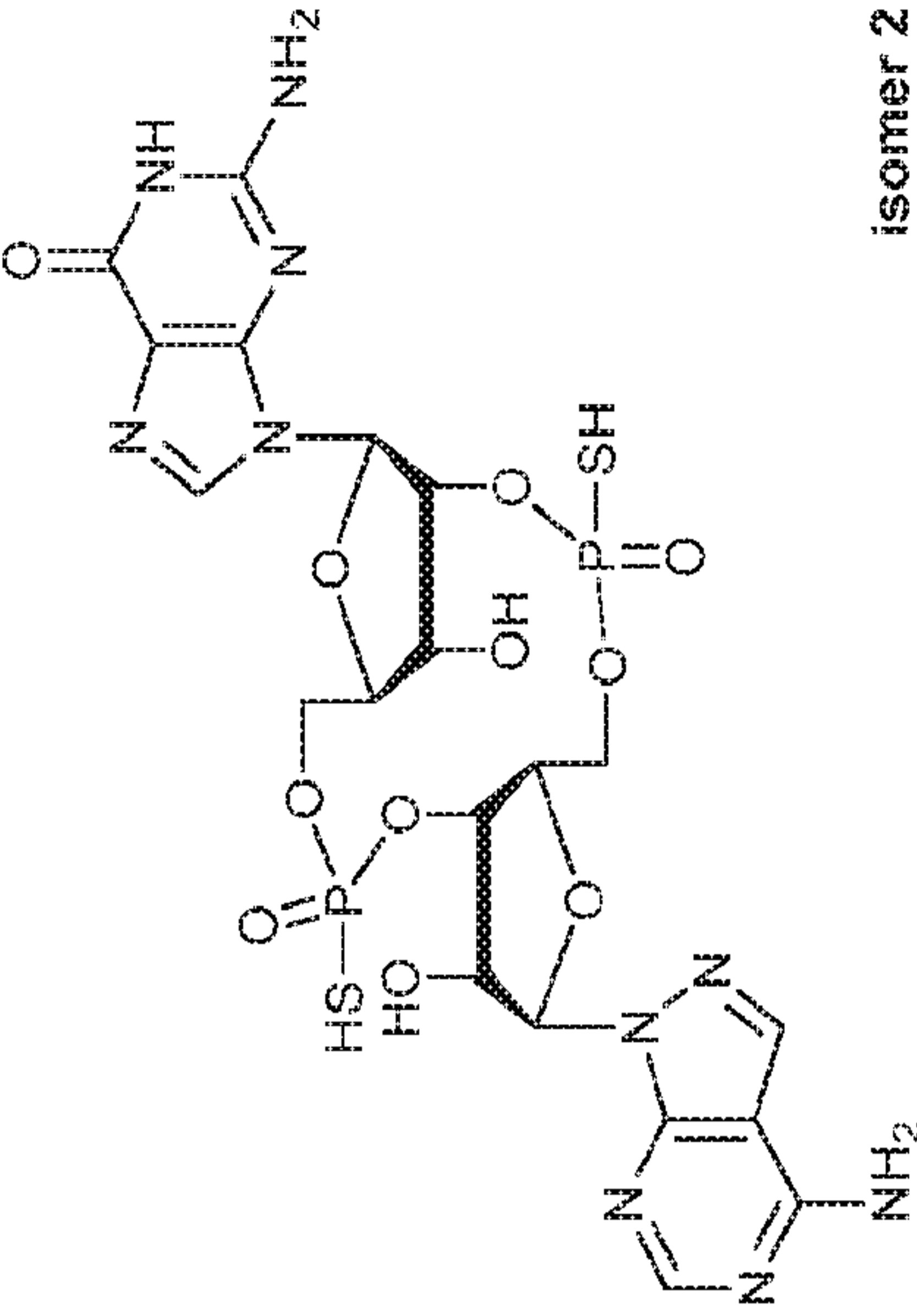
E19	G1	 <p>A5</p>	 <p>Example B</p>
E20	 <p>G7</p>	 <p>A3</p>	 <p>Example B</p> <p>isomer 1</p>

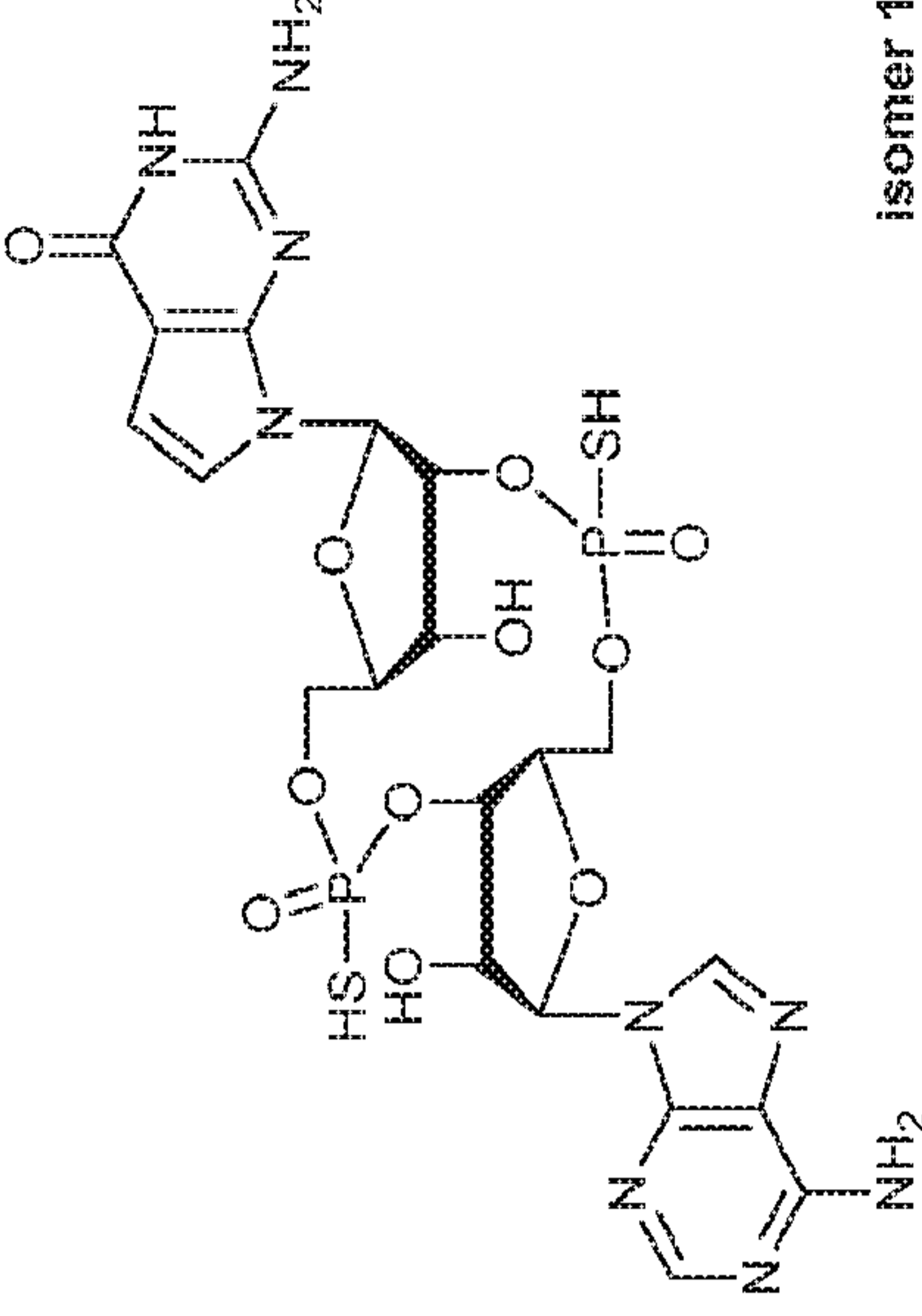
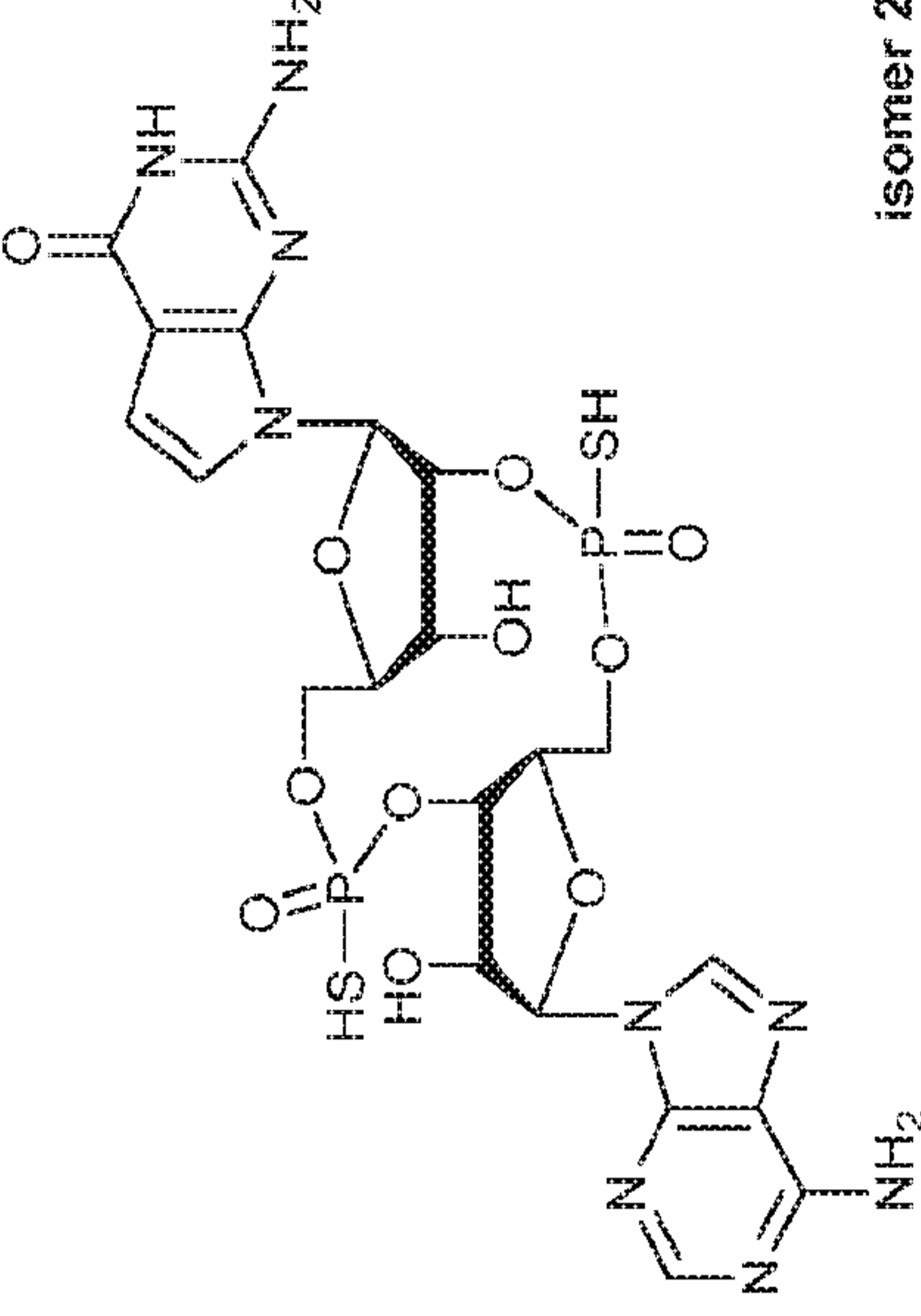
E21	G7	A3	 <p style="text-align: center;">isomer 2</p>	Example B
E22	G7	A3	 <p style="text-align: center;">isomer 3</p>	Example B

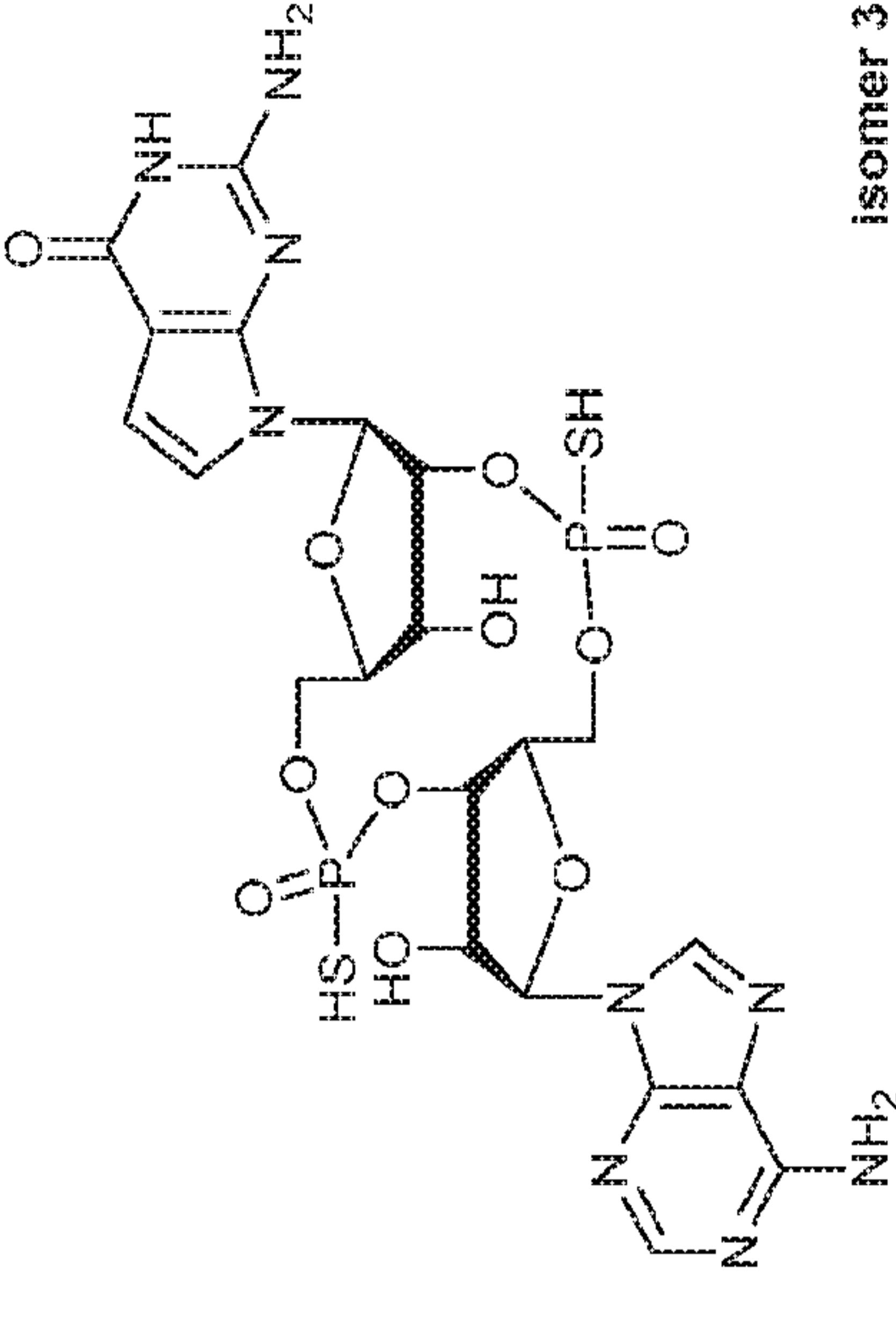
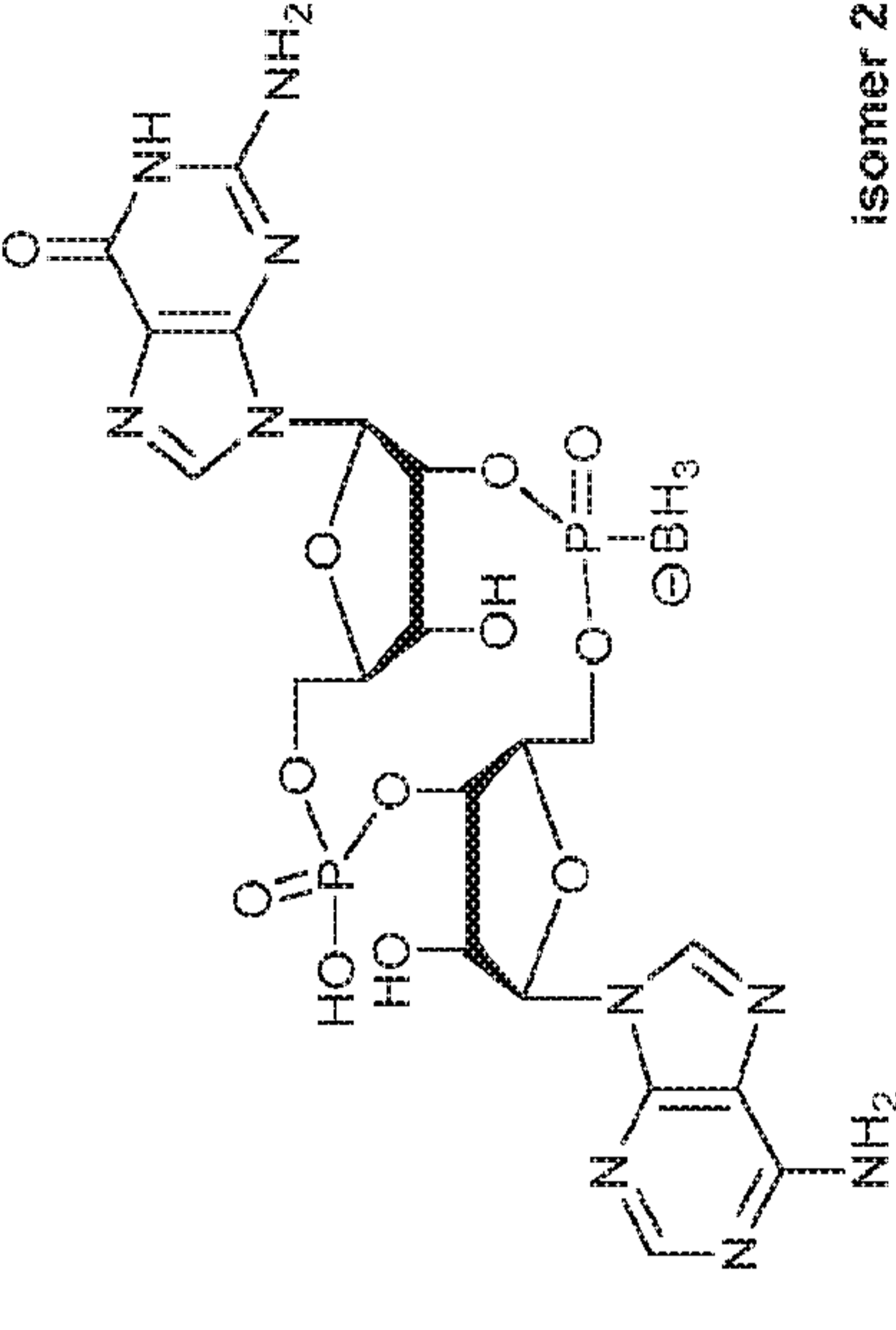
Example B	 <p style="text-align: center;">isomer 4</p>	Example C		
A3	G7	E23	 <p style="text-align: center;">C3</p>	E24

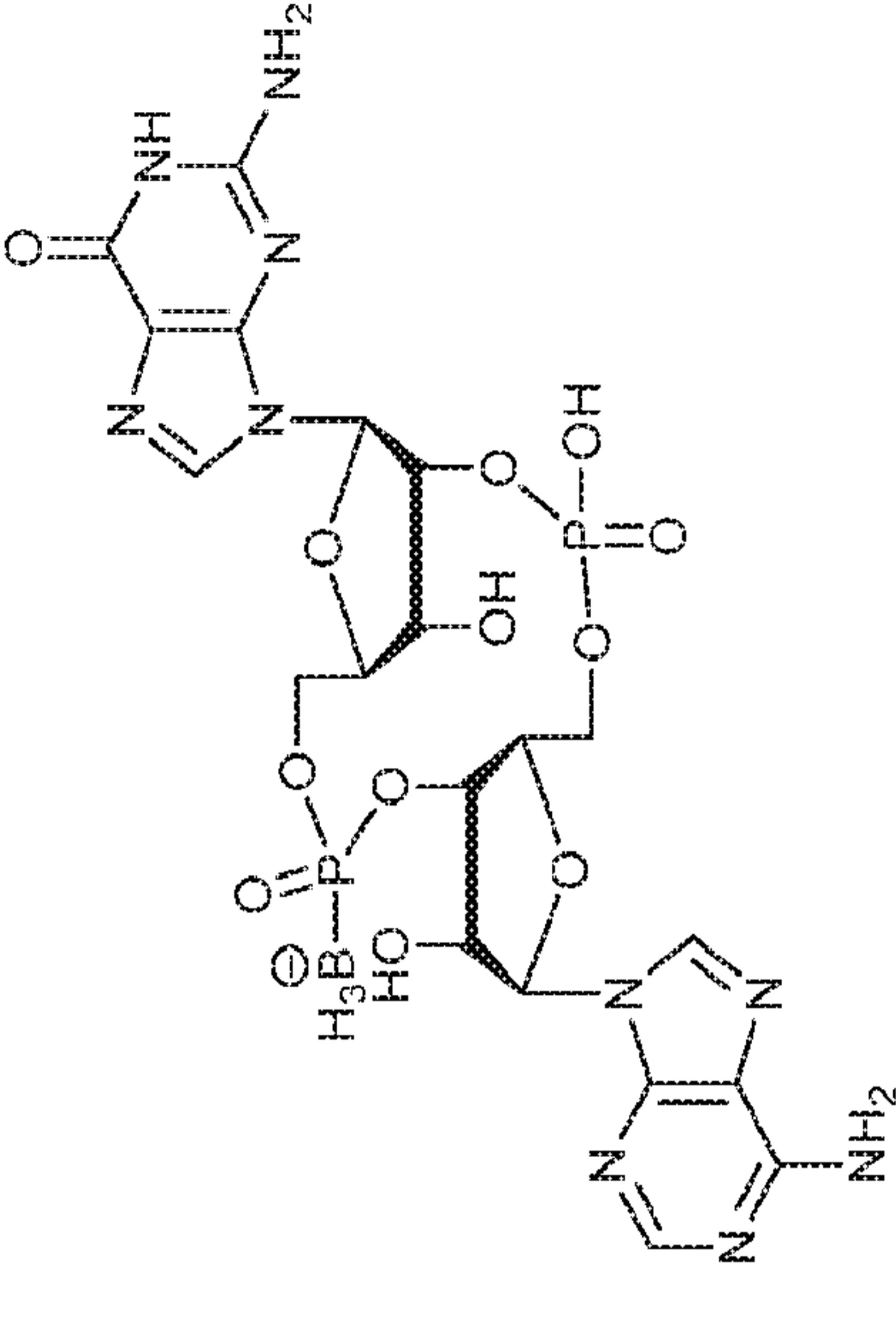
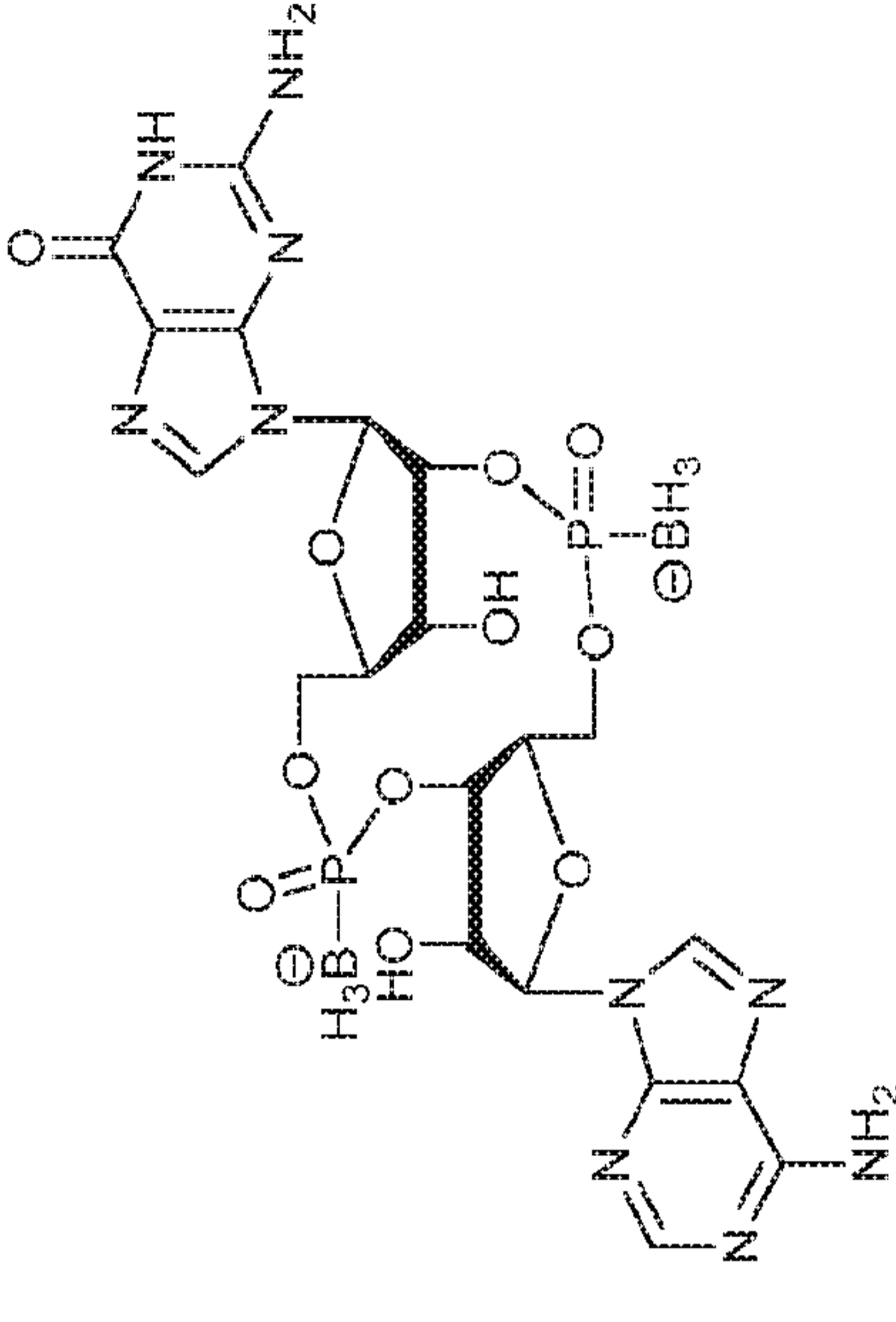
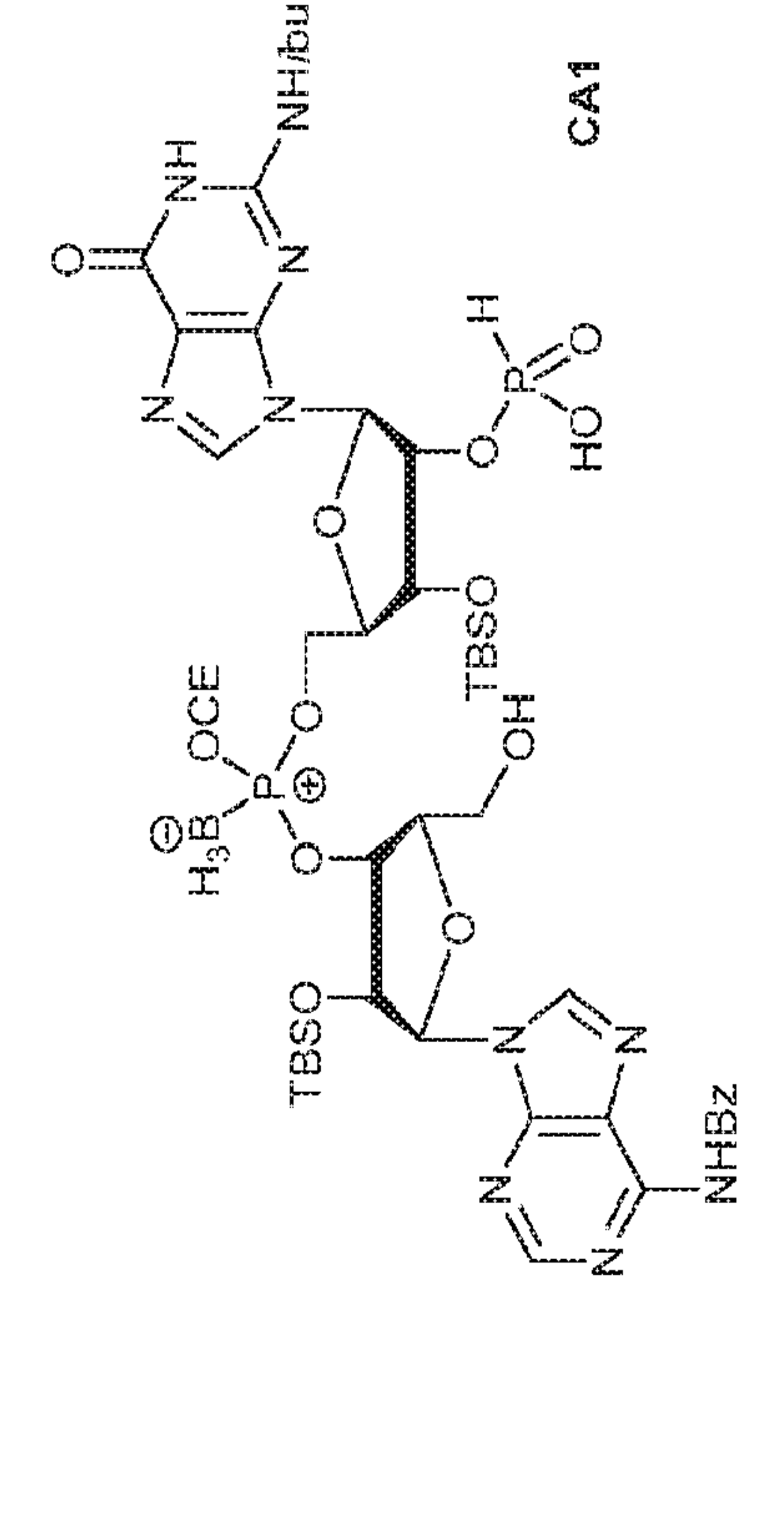
Example D	Example A
 <p style="text-align: center;">isomer 1</p>	
C3	A3
E25	G7
E25	EA1

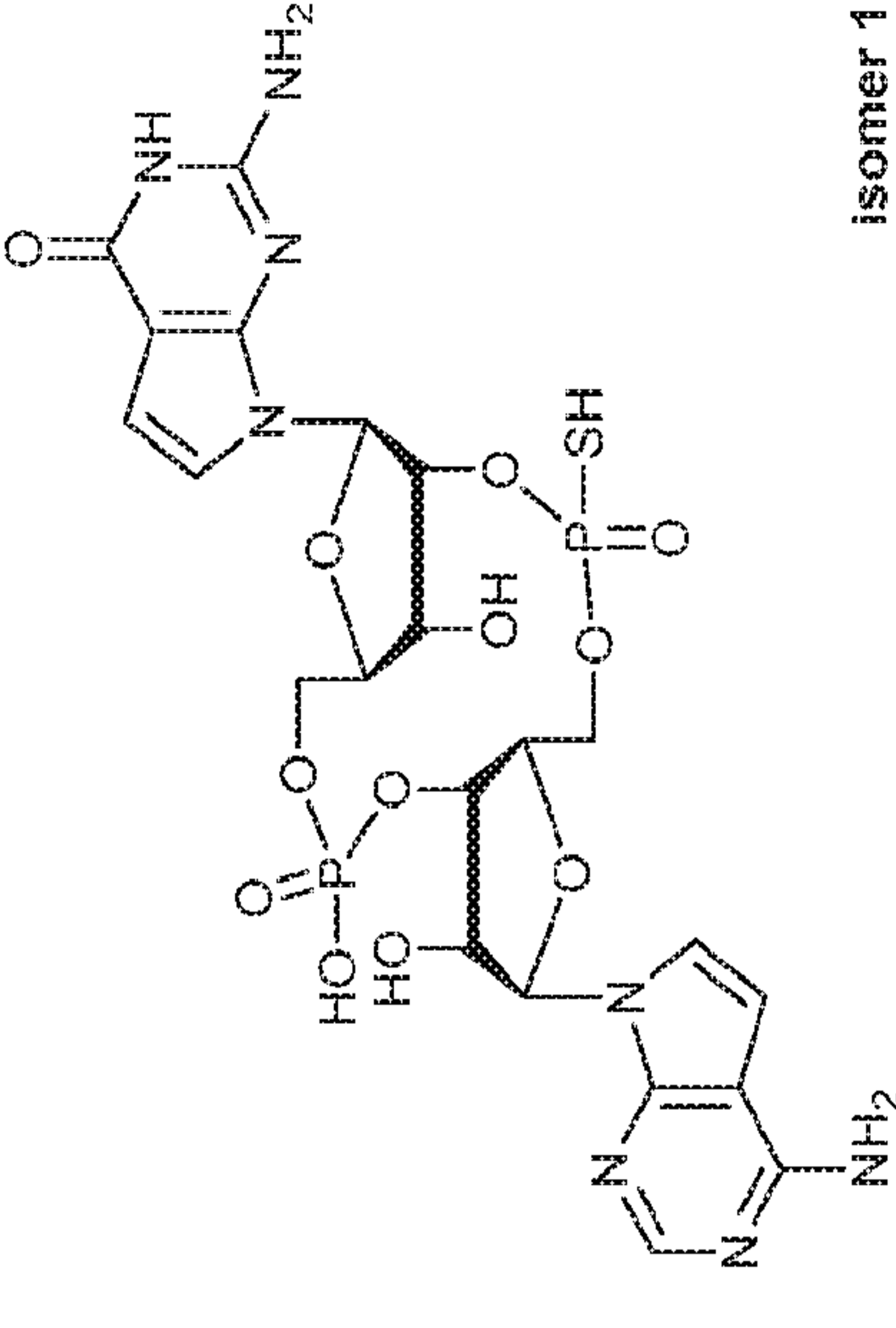
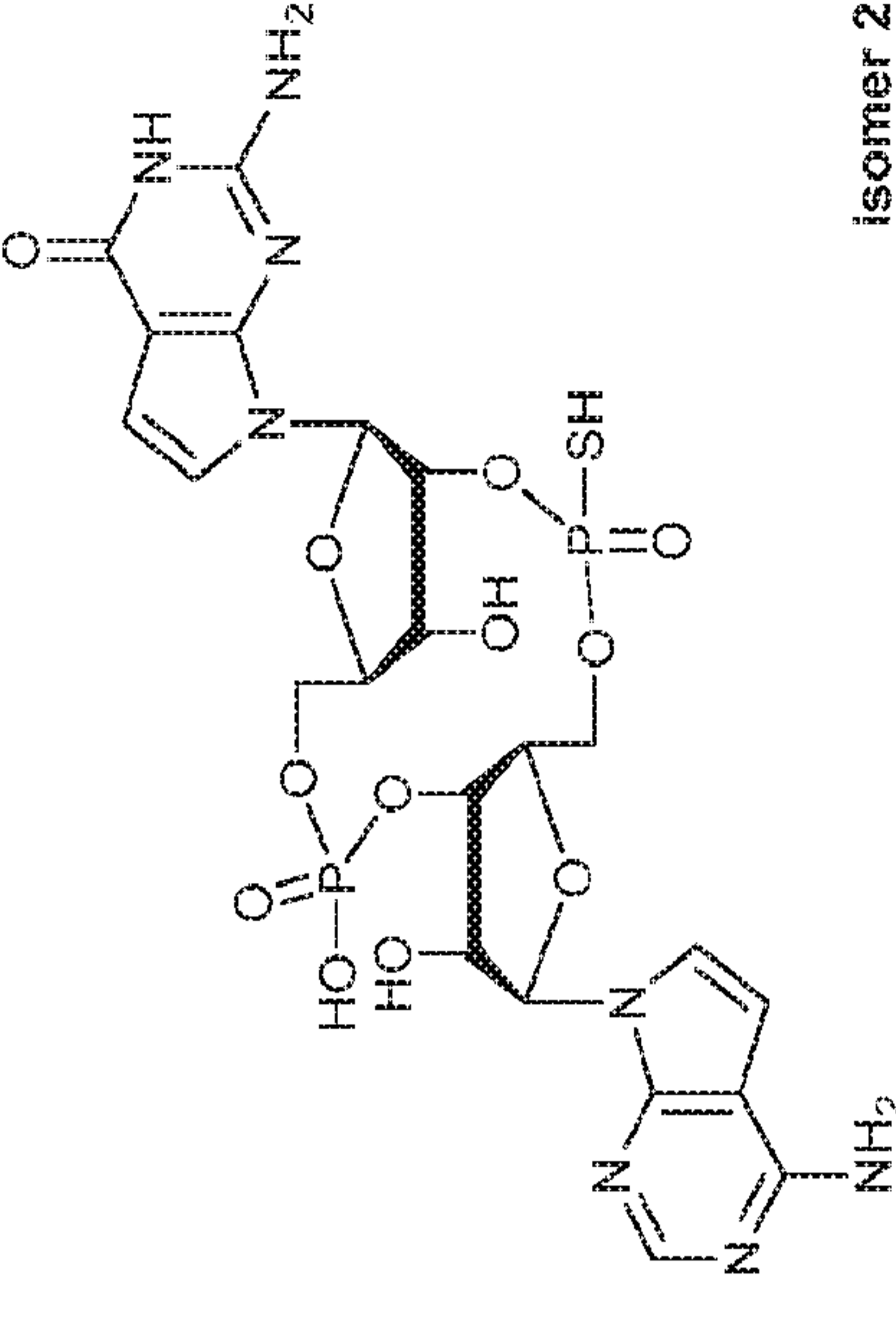
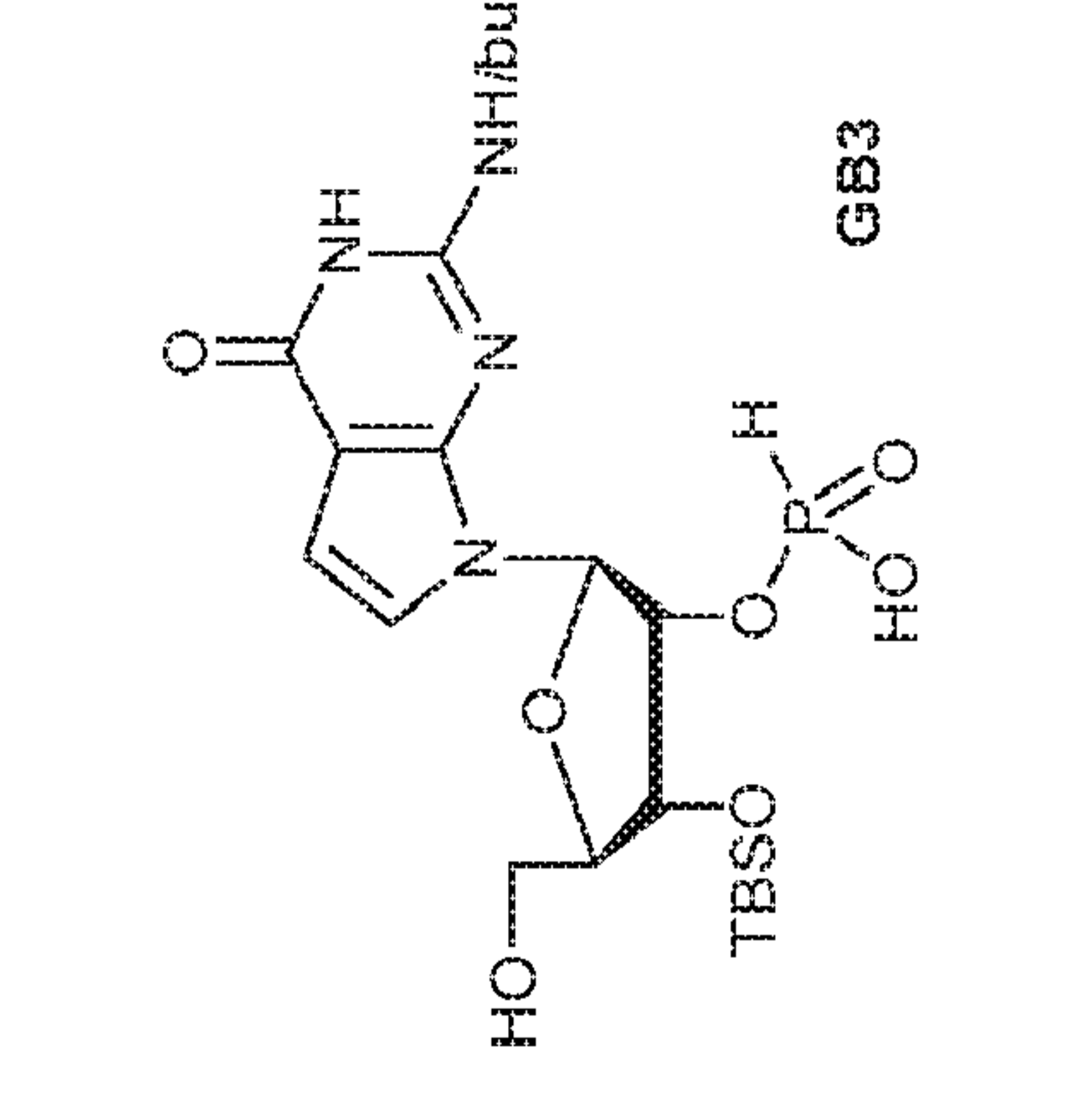

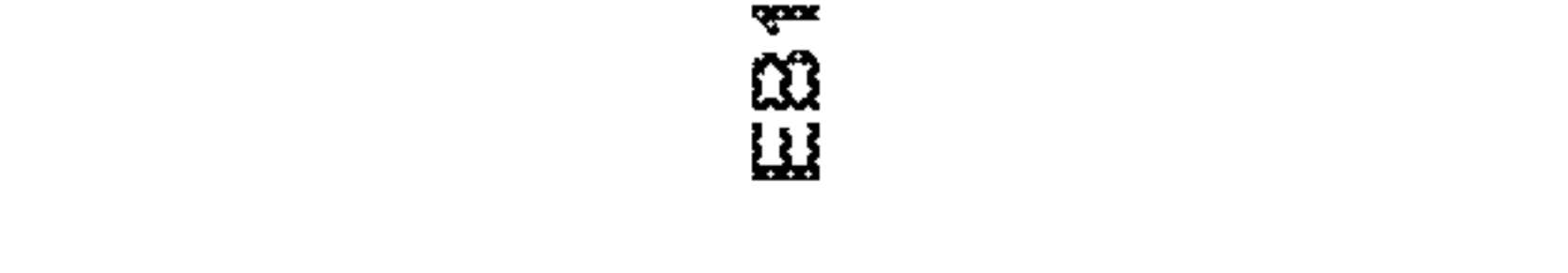
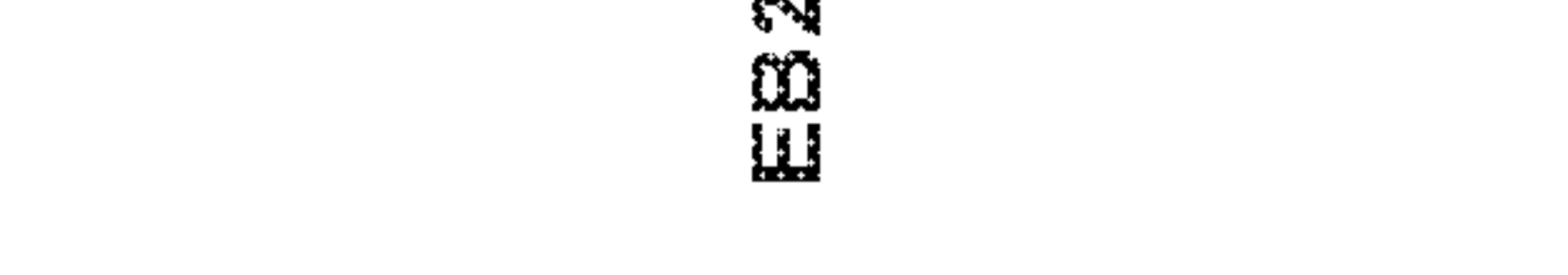
Example A		Example A	
A1			
EA2	EA3		

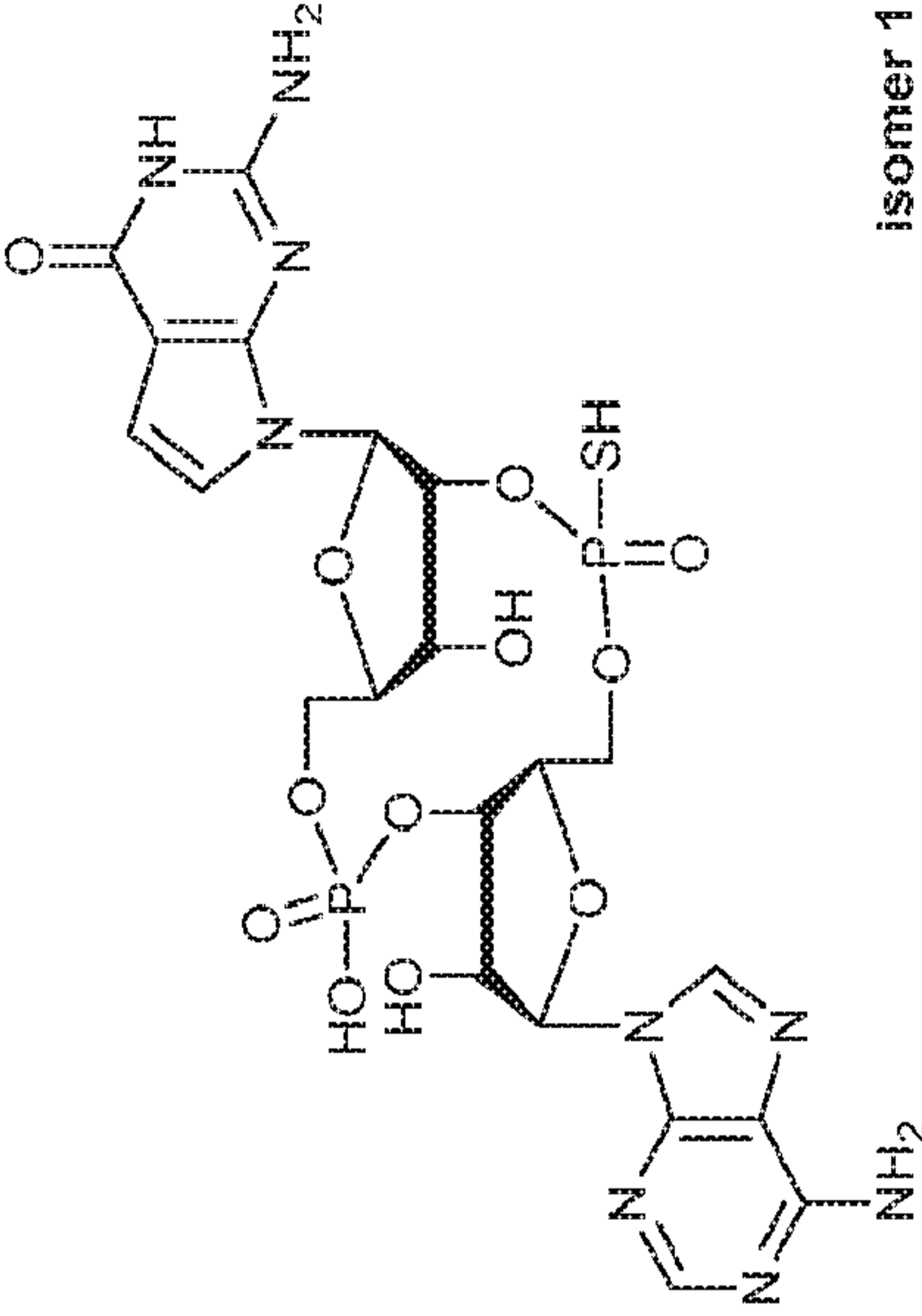
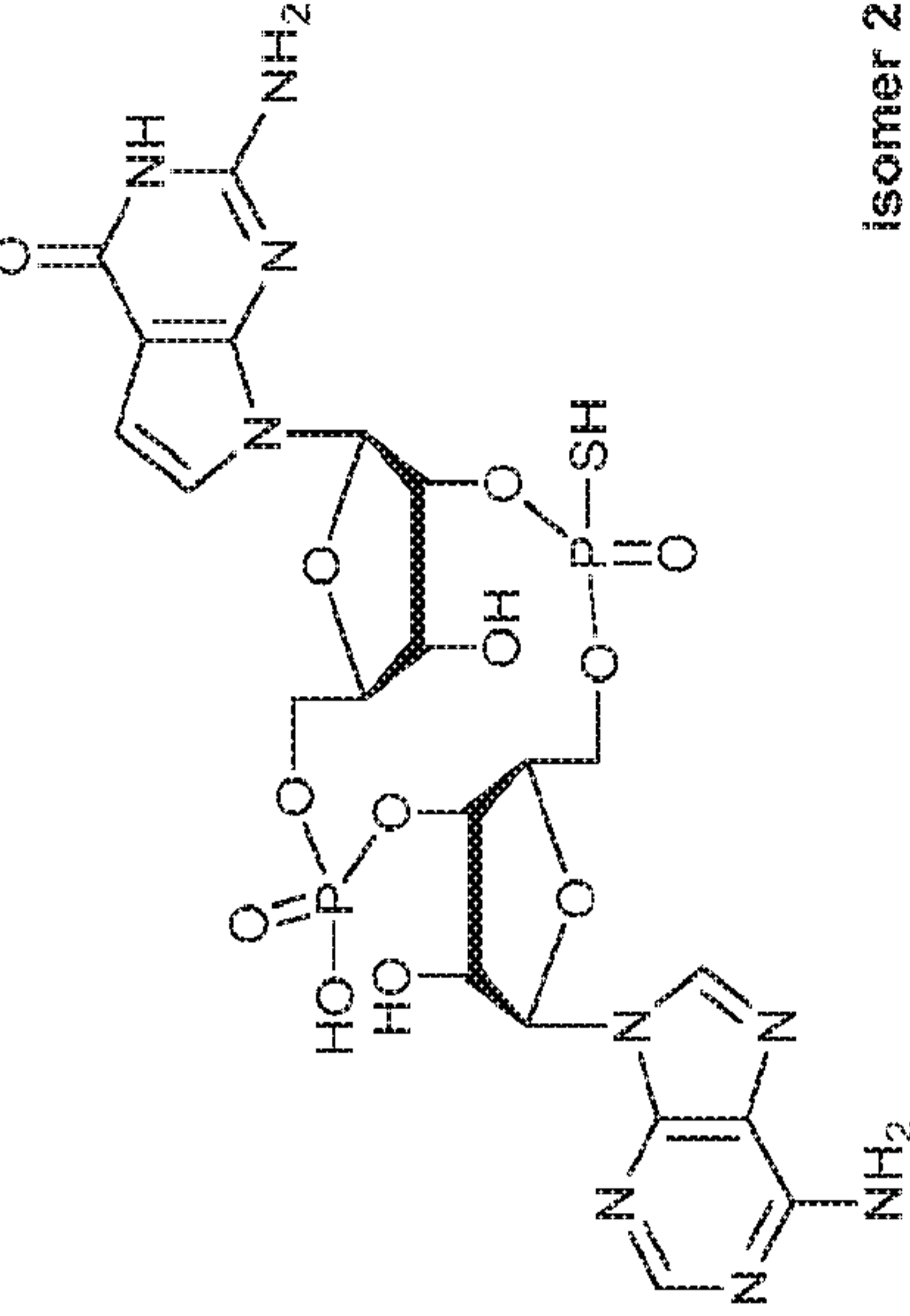
EA4	G1	 <p>DMTro</p> <p>$\text{P}(\text{R}_2)_2$</p> <p>OCE</p> <p>OTBS</p> <p>NHBz</p> <p>AA2</p>	 <p>isomer 1</p>	Example B
EA5	G1	AA2	 <p>isomer 2</p>	Example B

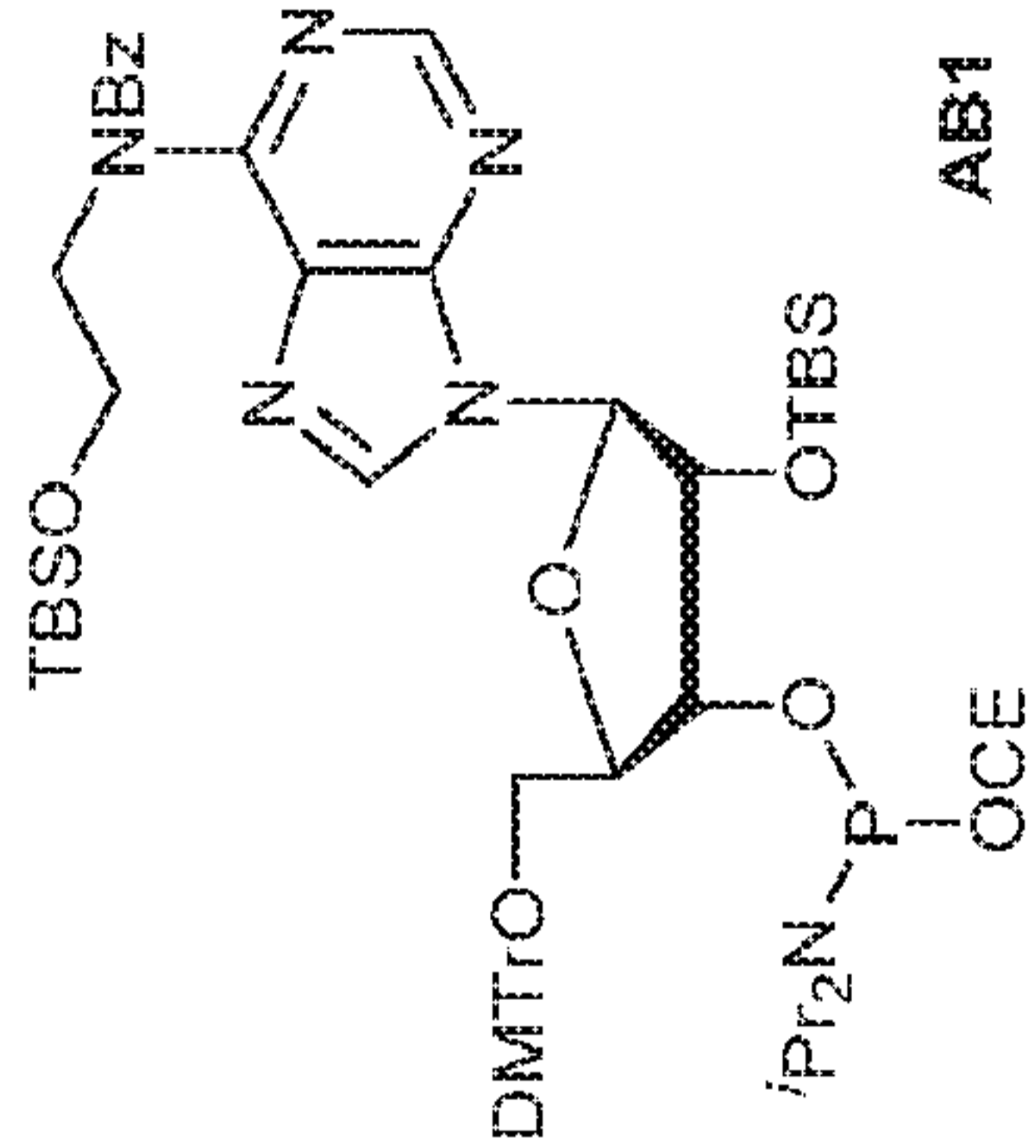
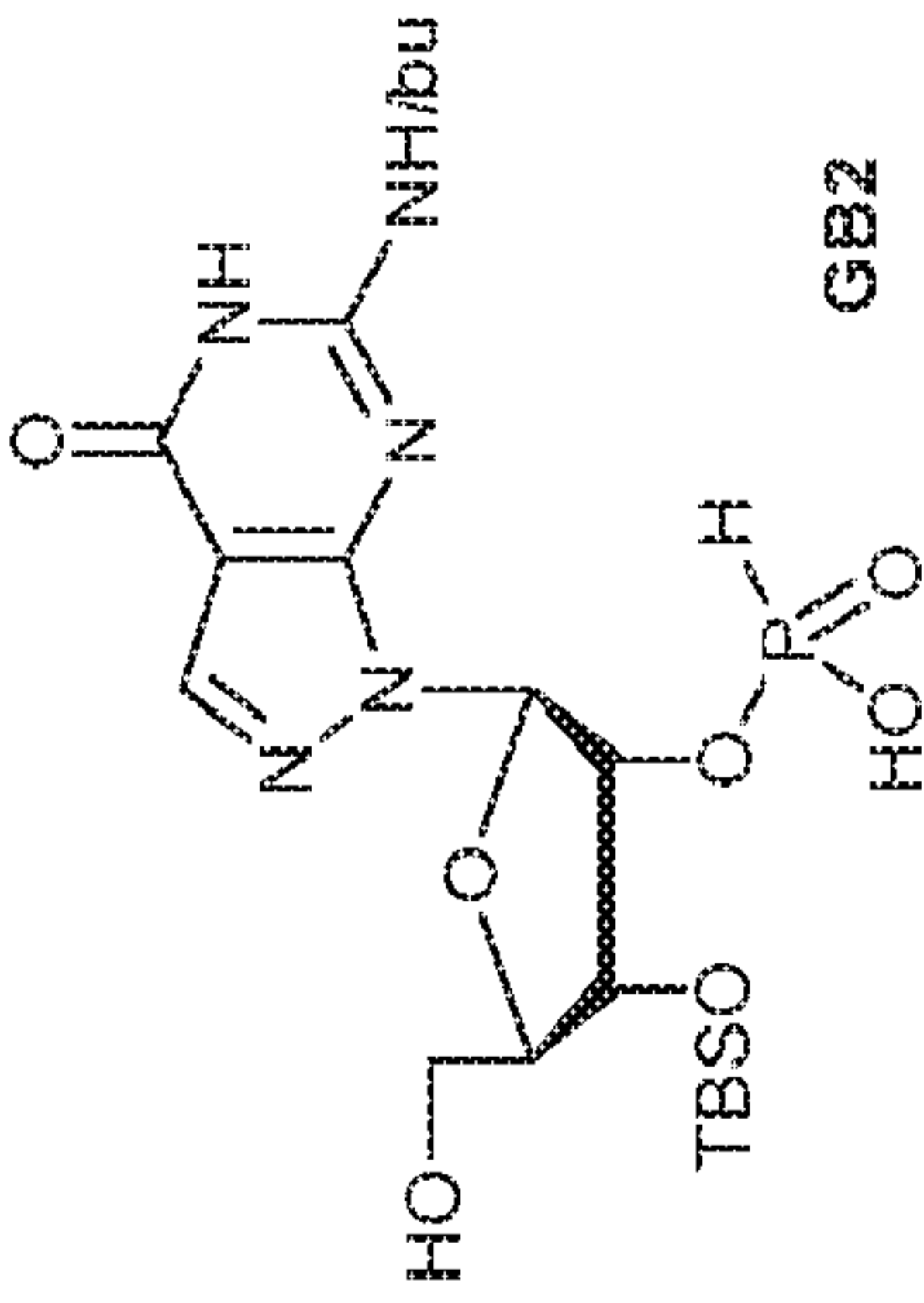
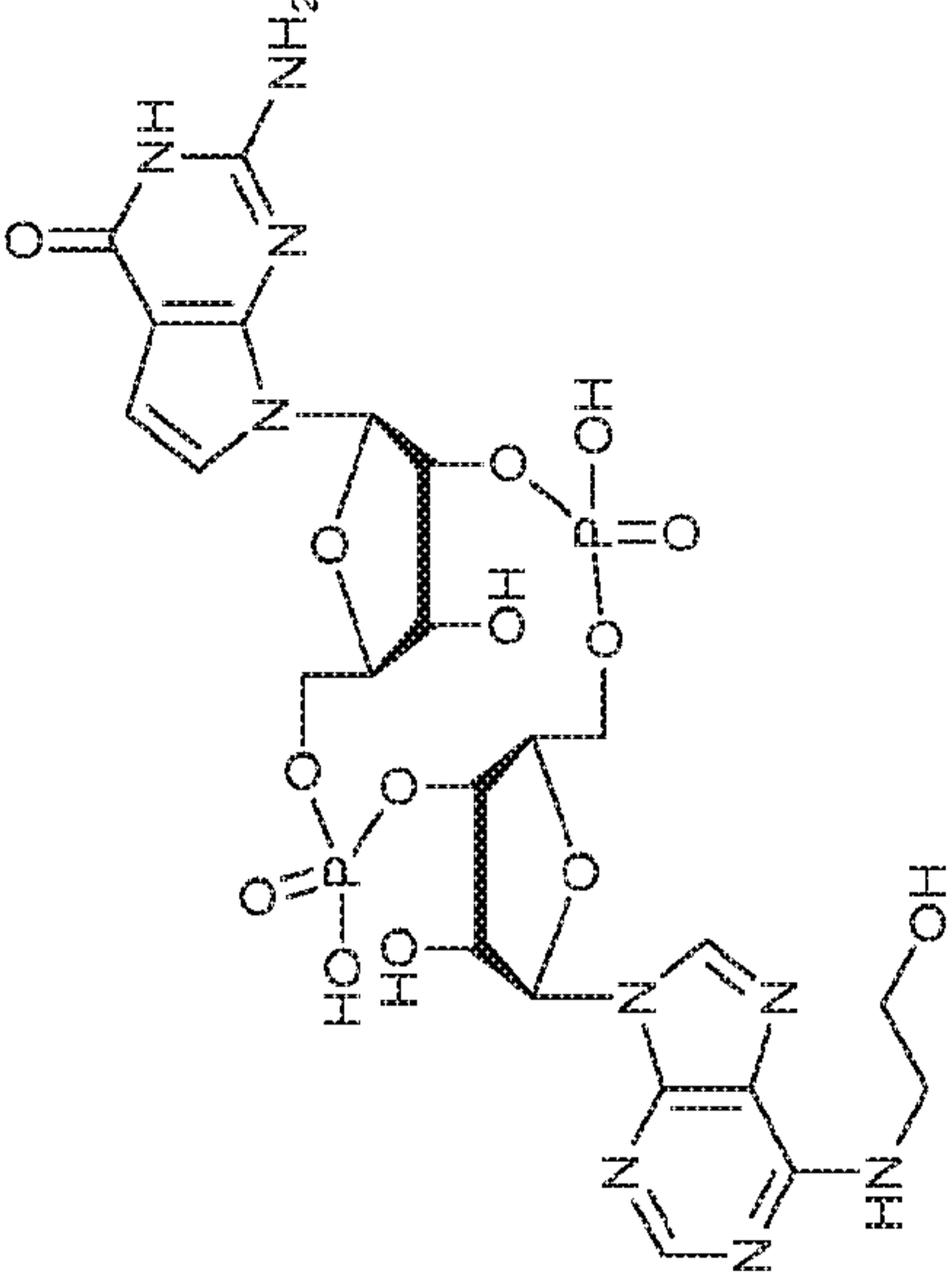
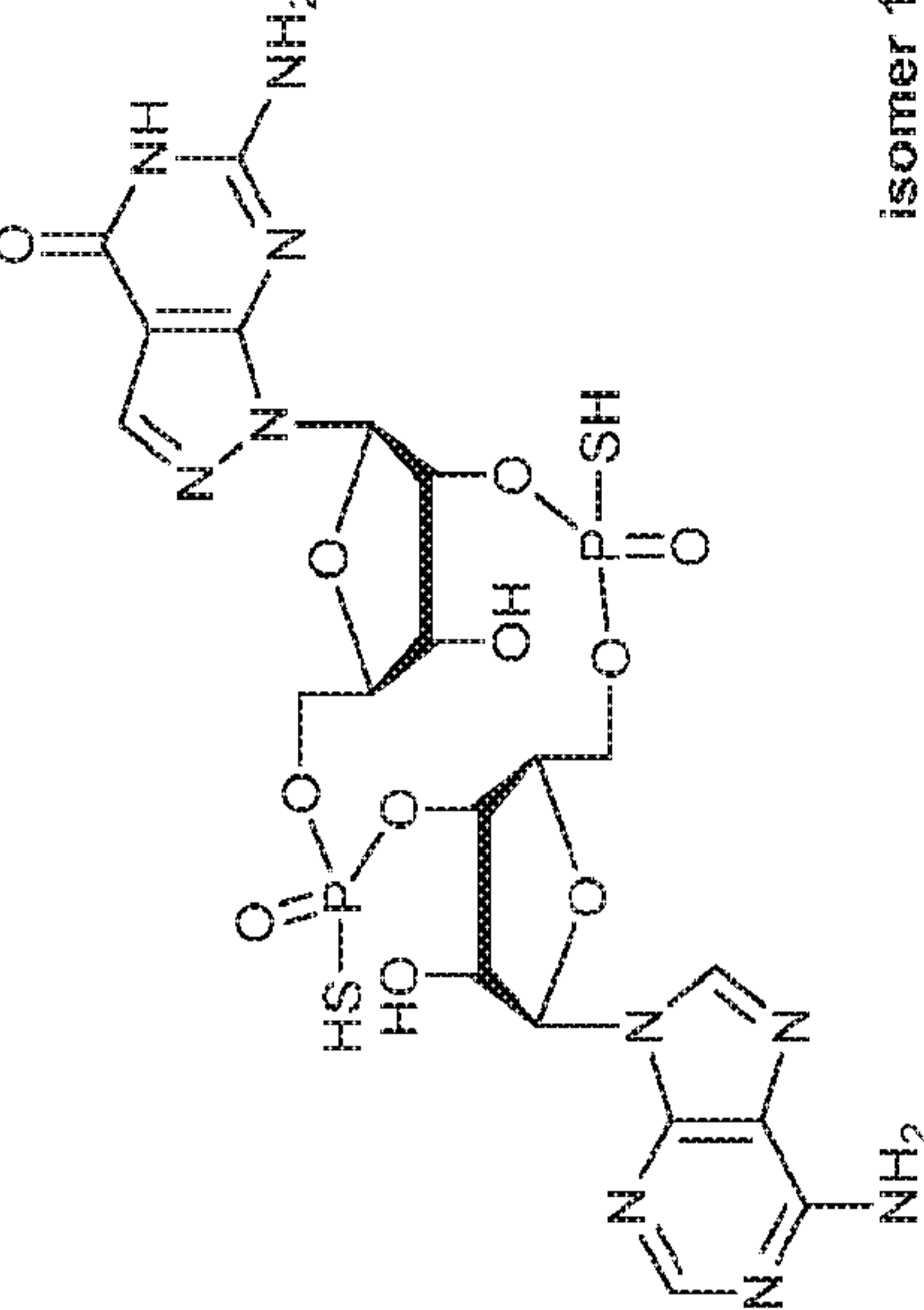
EA6	G7	A1	 <p style="text-align: center;">isomer 1</p>	Example B
EA7	G7	A1	 <p style="text-align: center;">isomer 2</p>	Example B

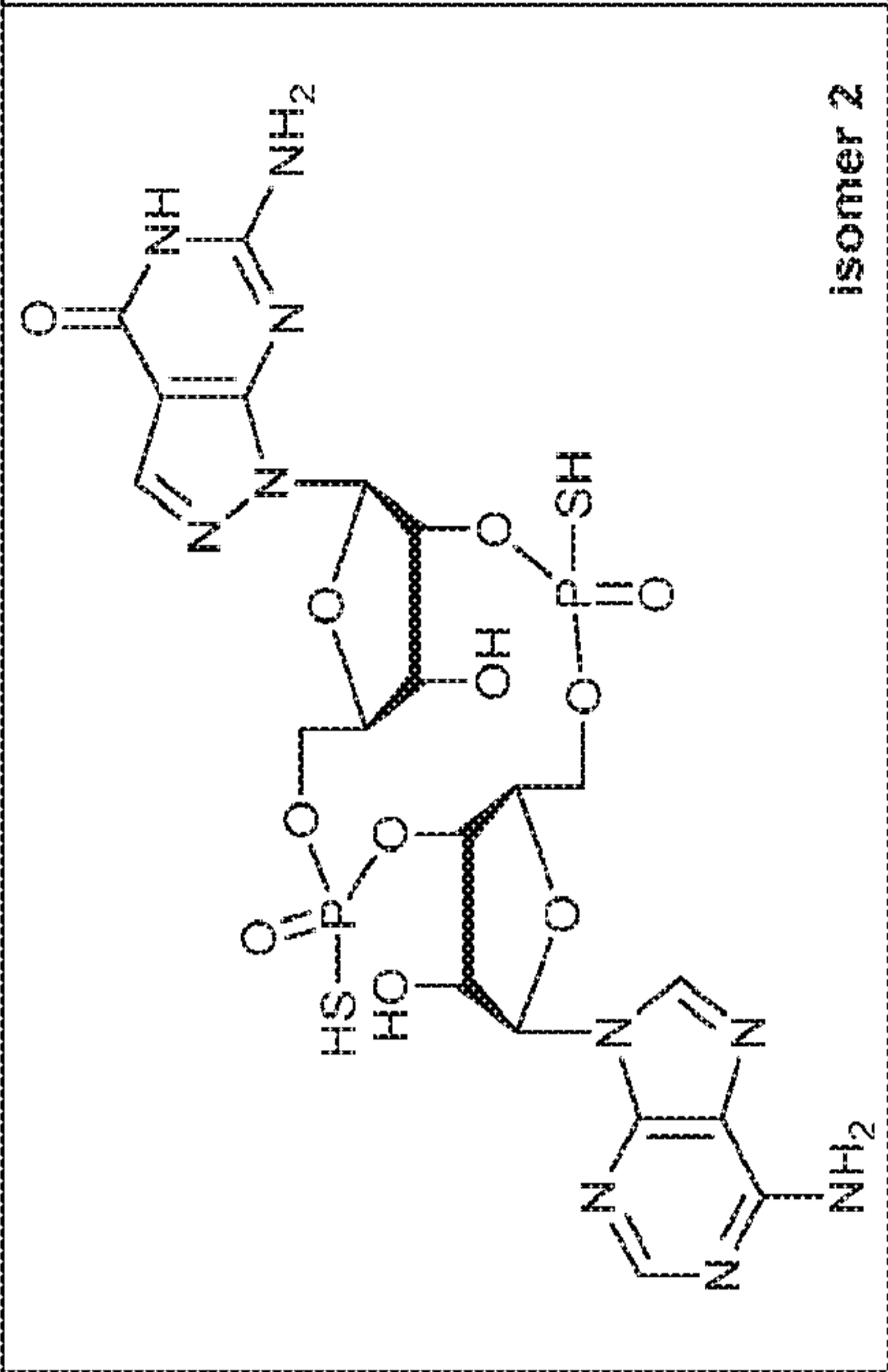
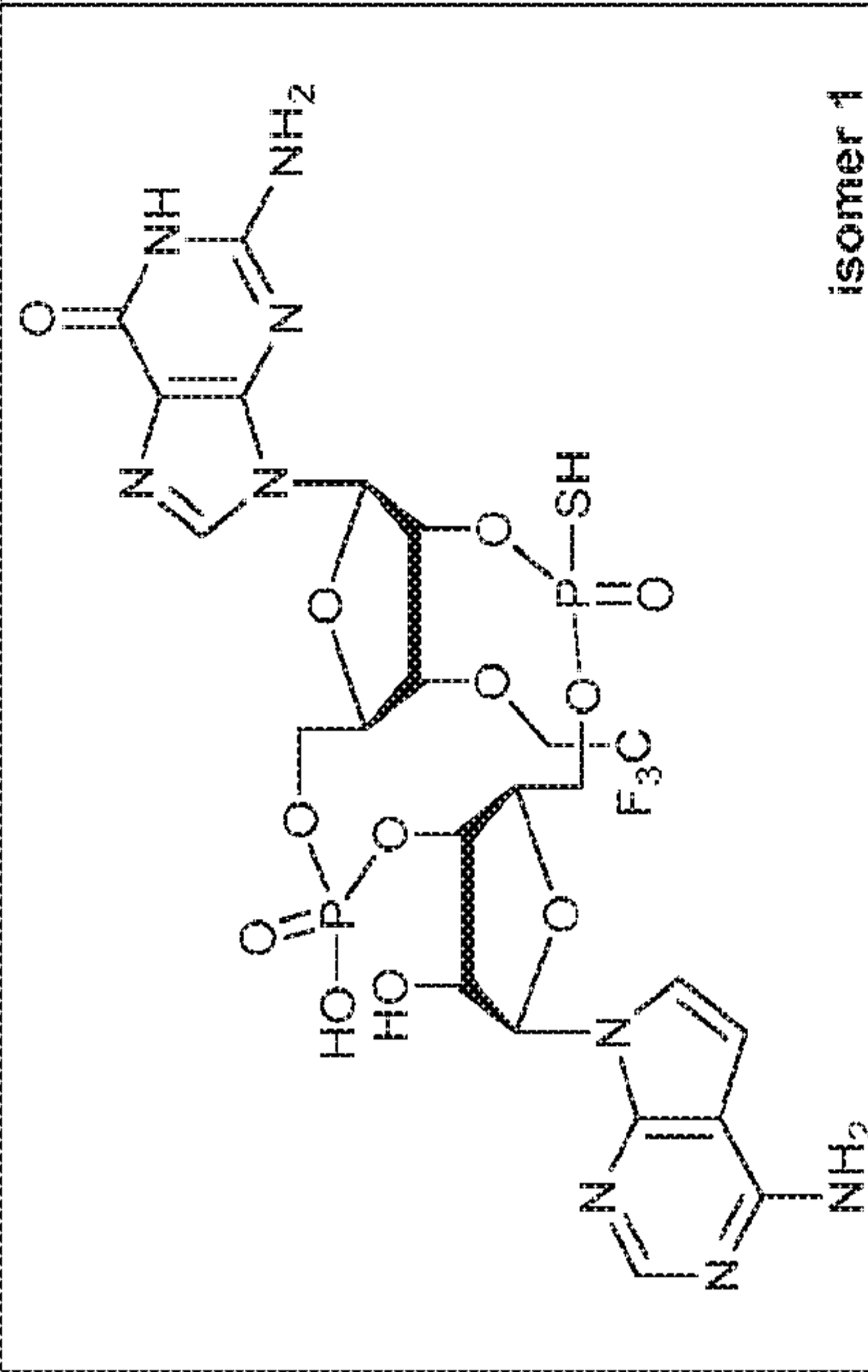
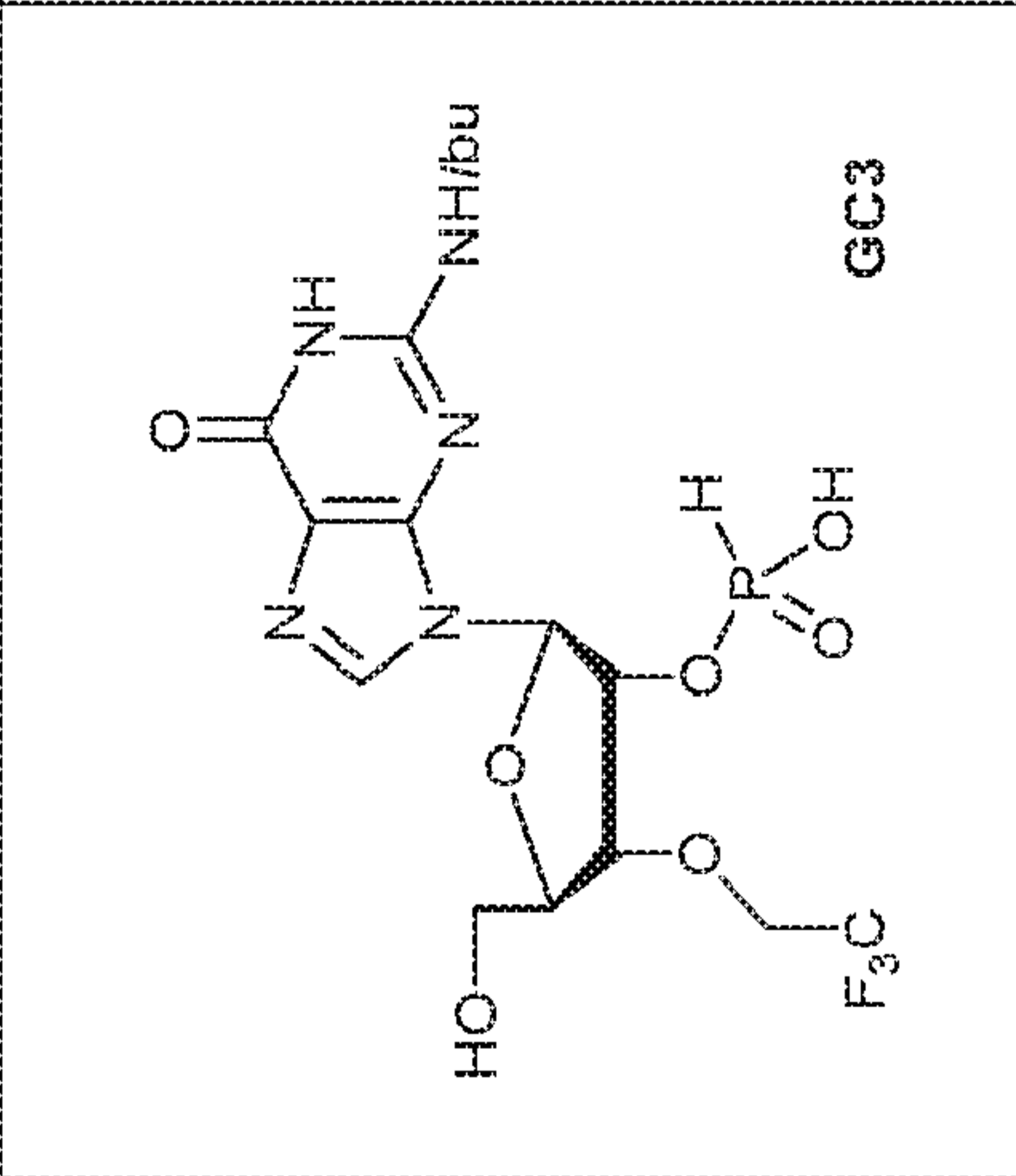
Example B	 <p style="text-align: center;">isomer 3</p>	Example D	 <p style="text-align: center;">isomer 2</p>
A1	G7	C3	
EA8		EA9	

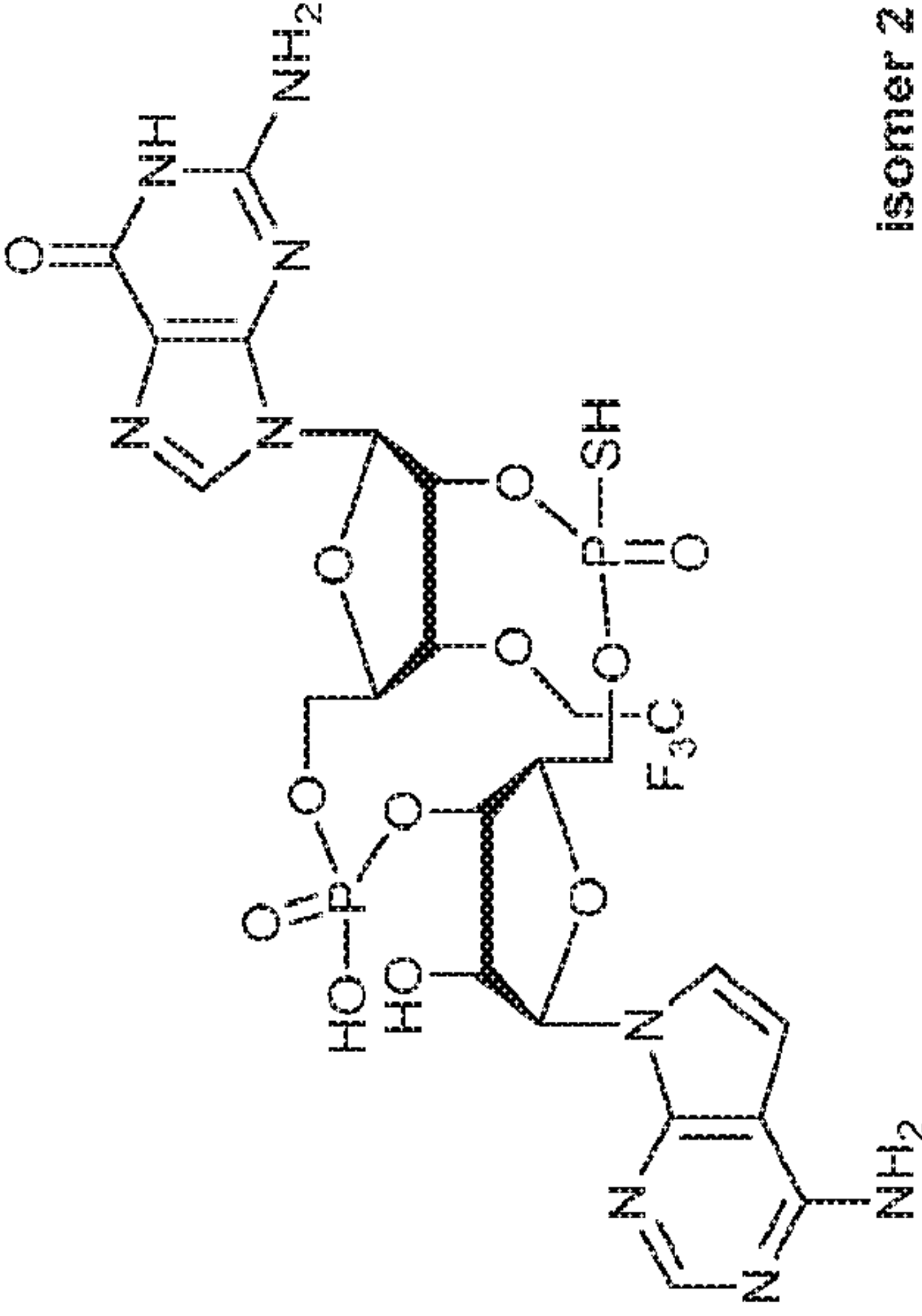
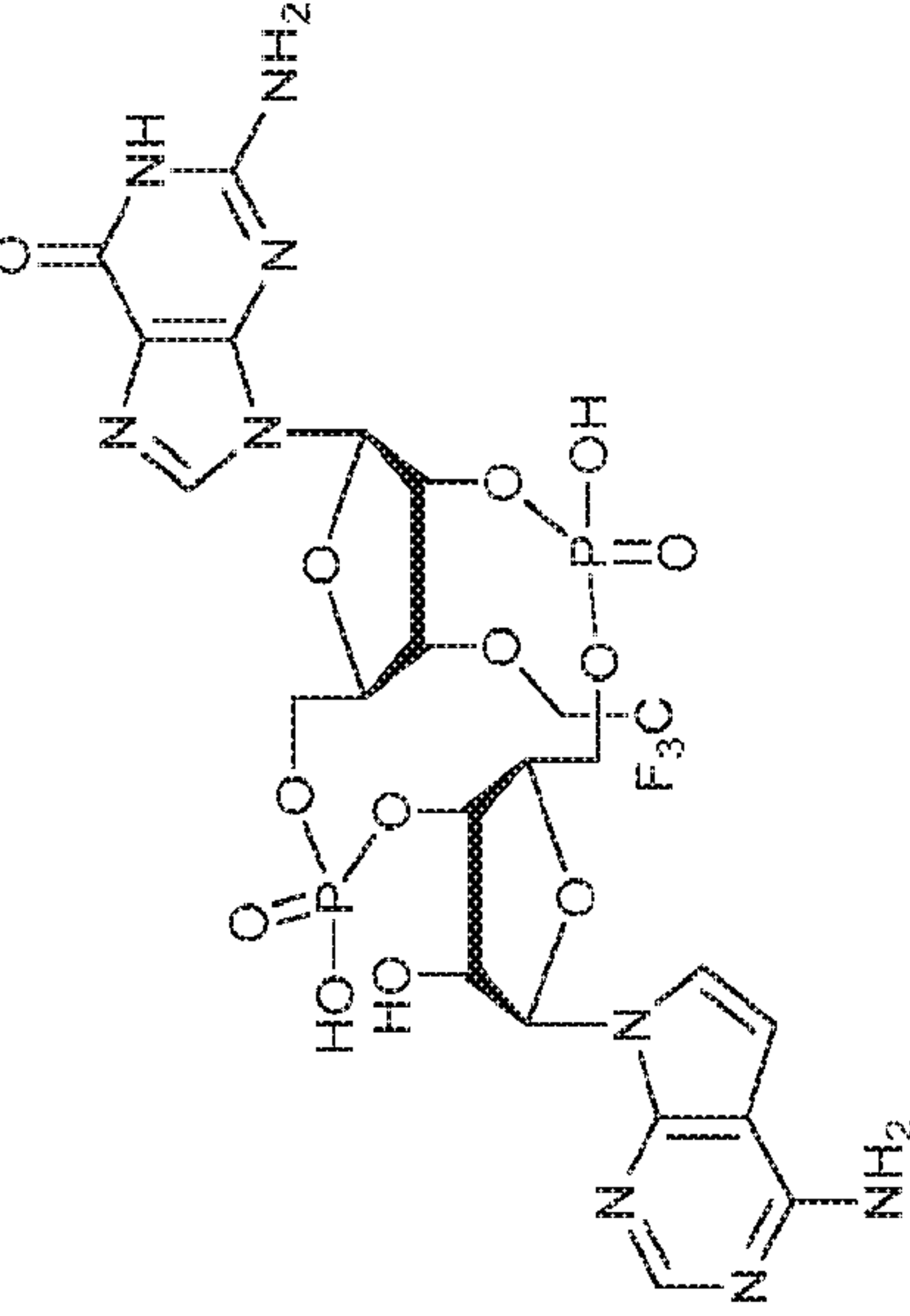
Example A	Example D
	
 <p style="text-align: right;">CA1</p>	<p style="text-align: center;">CA1</p>
EA10	EA11

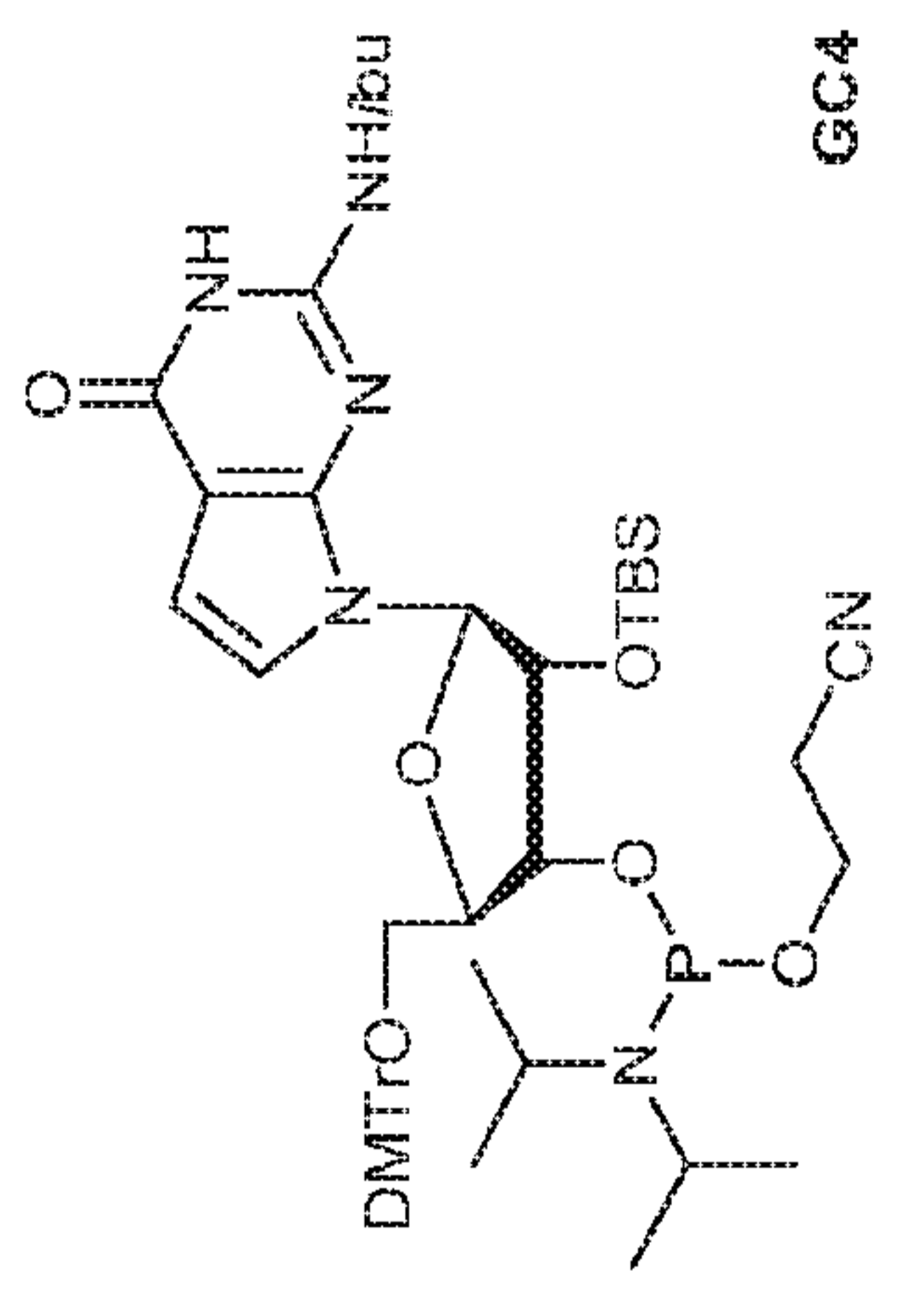
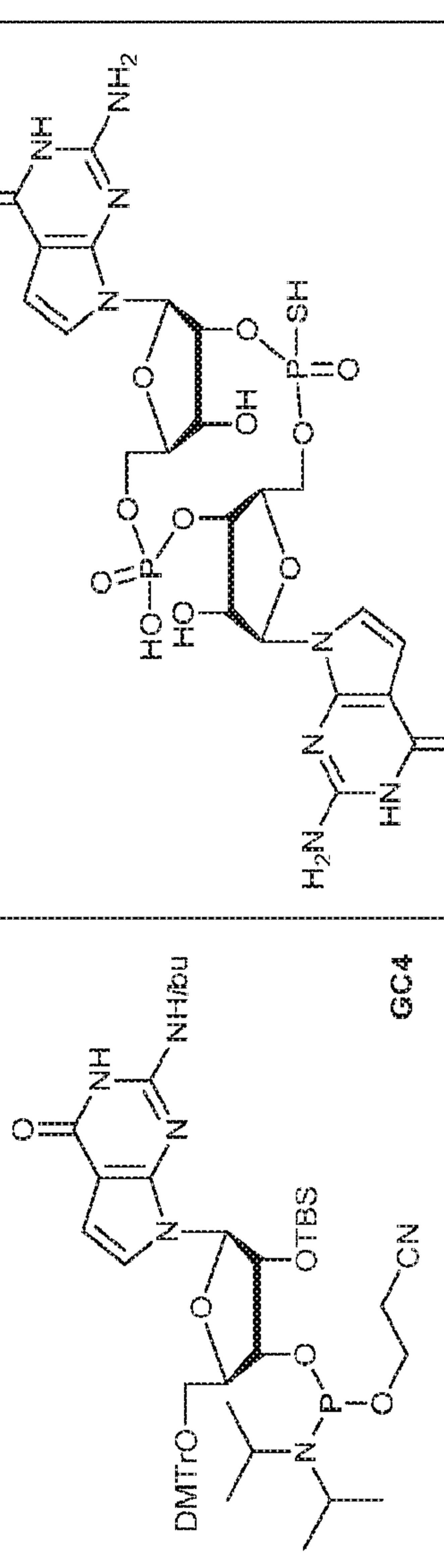

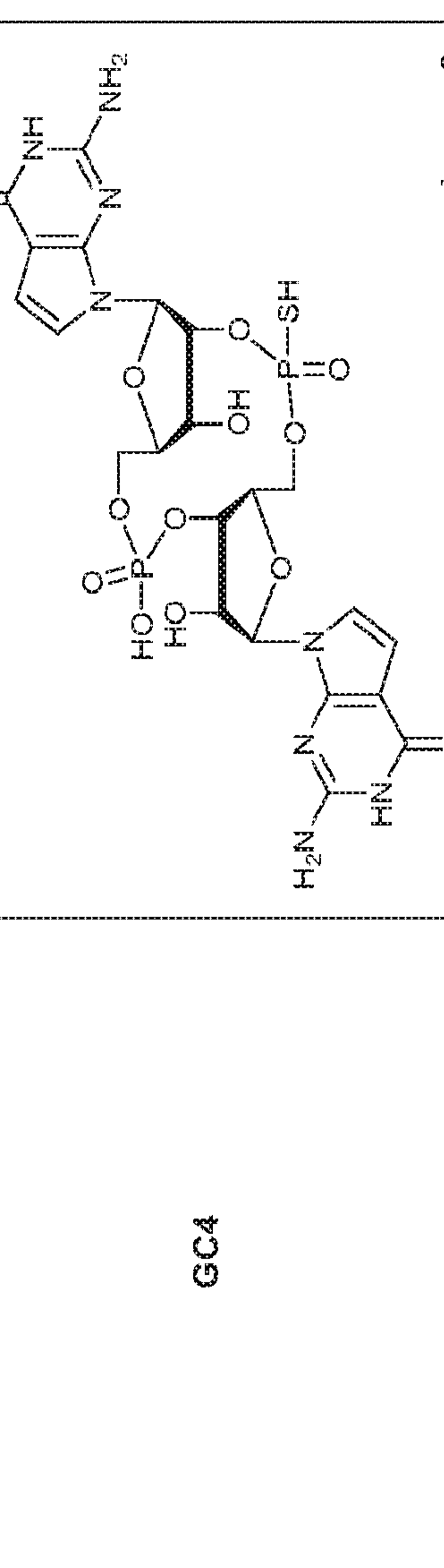
Example E	 <p style="text-align: center;">isomer 1</p>	Example E	 <p style="text-align: center;">isomer 2</p>
A4	 <p style="text-align: center;">A4</p>	A4	 <p style="text-align: center;">A4</p>
EB1	 <p style="text-align: center;">EB1</p>	EB2	 <p style="text-align: center;">EB2</p>

Example E	Example E
 <p style="text-align: right;">isomer 1</p>	 <p style="text-align: right;">isomer 2</p>
A2	A2
GB3	GB3
EB3	EB4

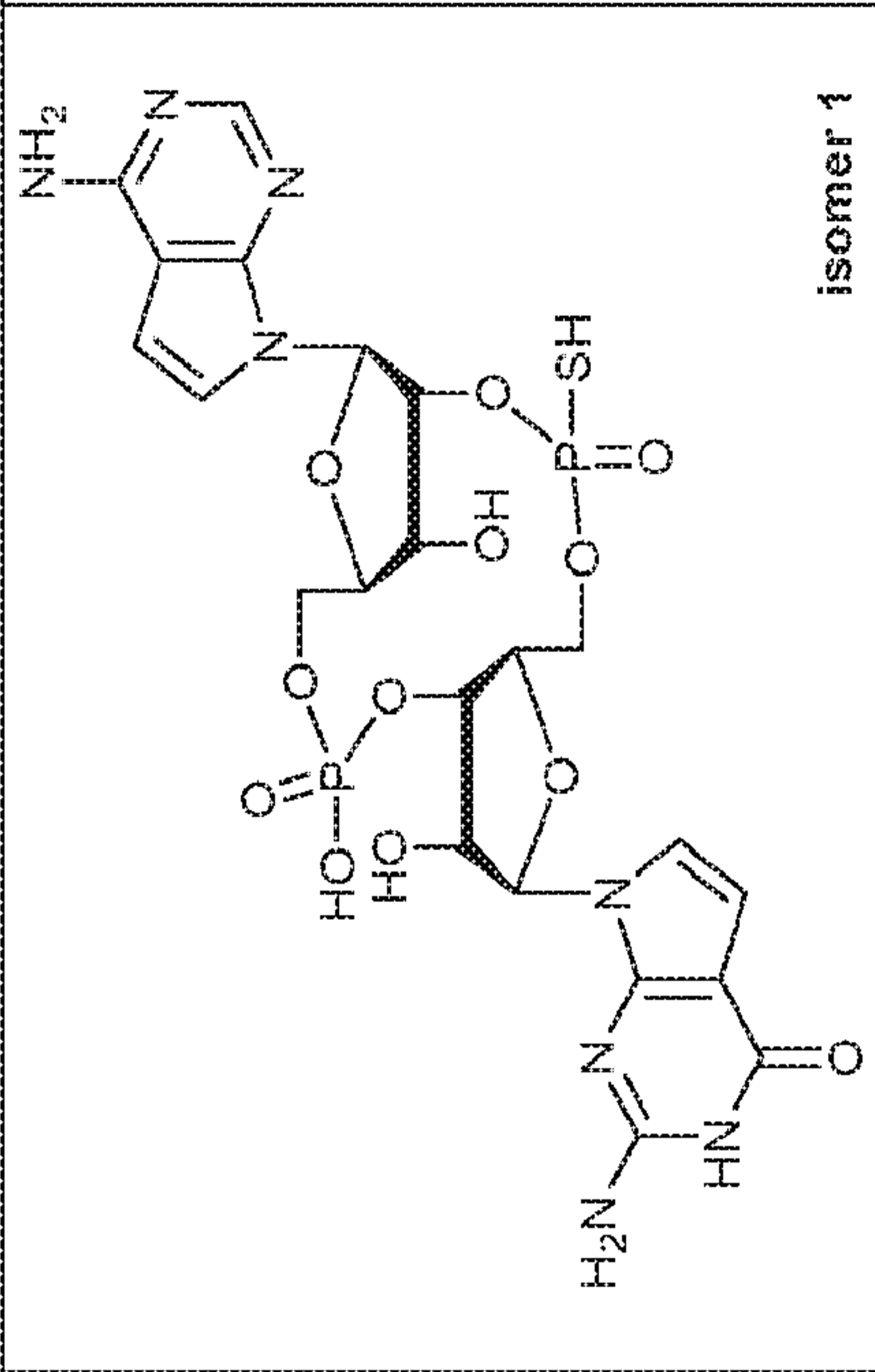
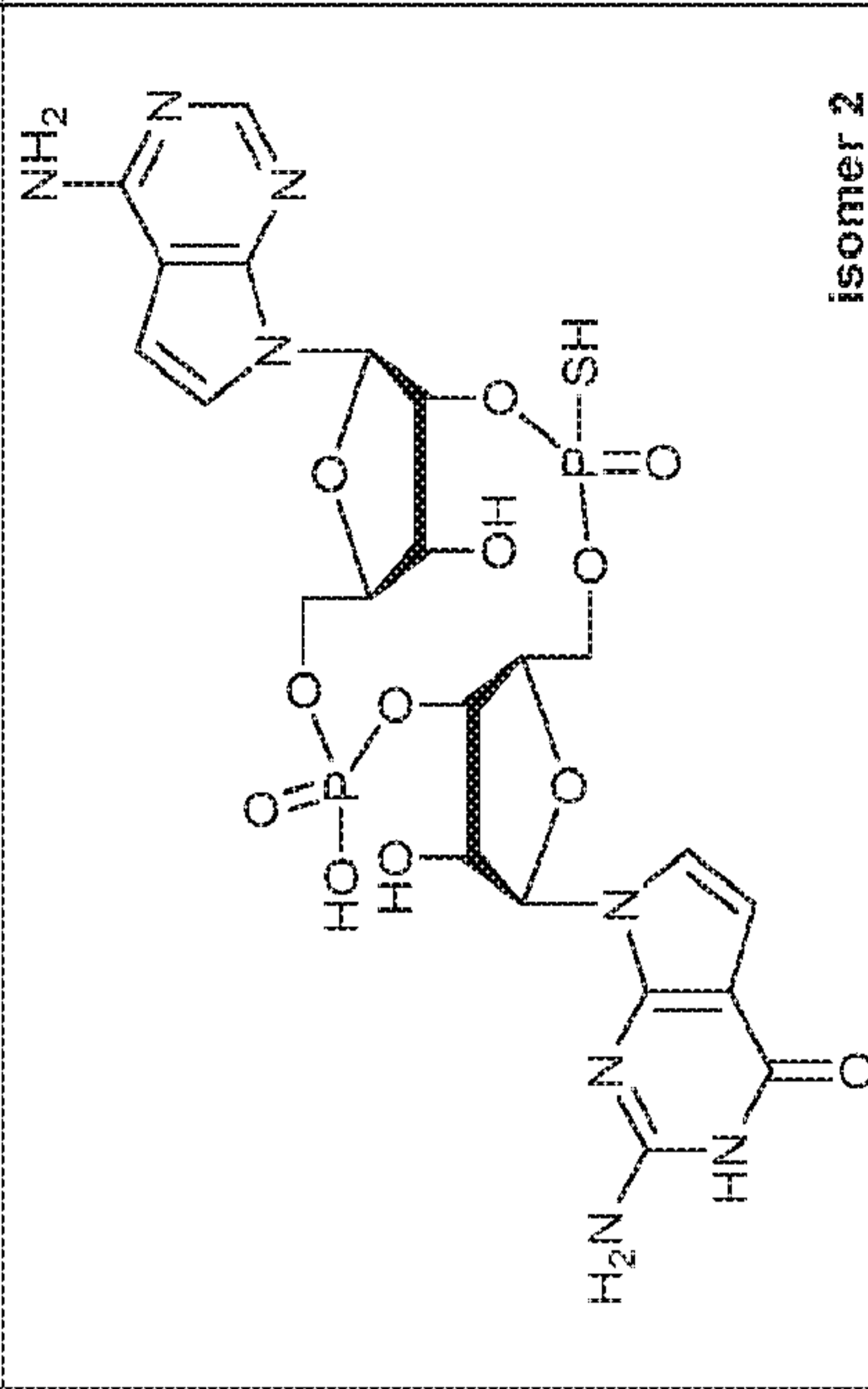
EB5	GB3	 <p>DMTO</p> <p>TBSO</p> <p>OTBS</p> <p>AB1</p> <p>Pr_2N</p> <p>OCE</p>	Example A	
EB6	GB2	A2	 <p>HO</p> <p>TBSO</p> <p>HO</p> <p>P=O</p> <p>SH</p> <p>NH₂</p> <p>isomer 1</p>	Example E
Example A		Example E		

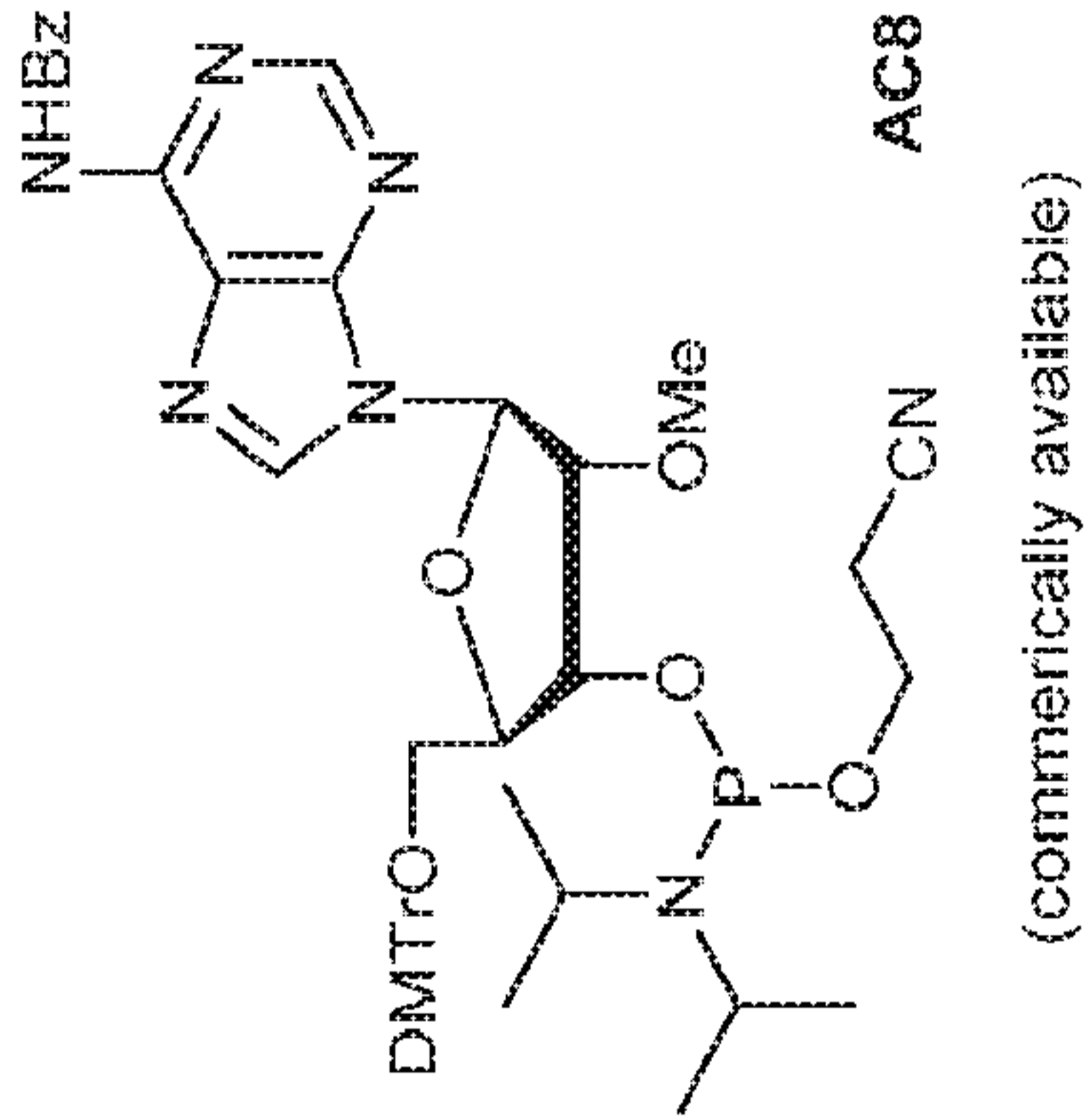
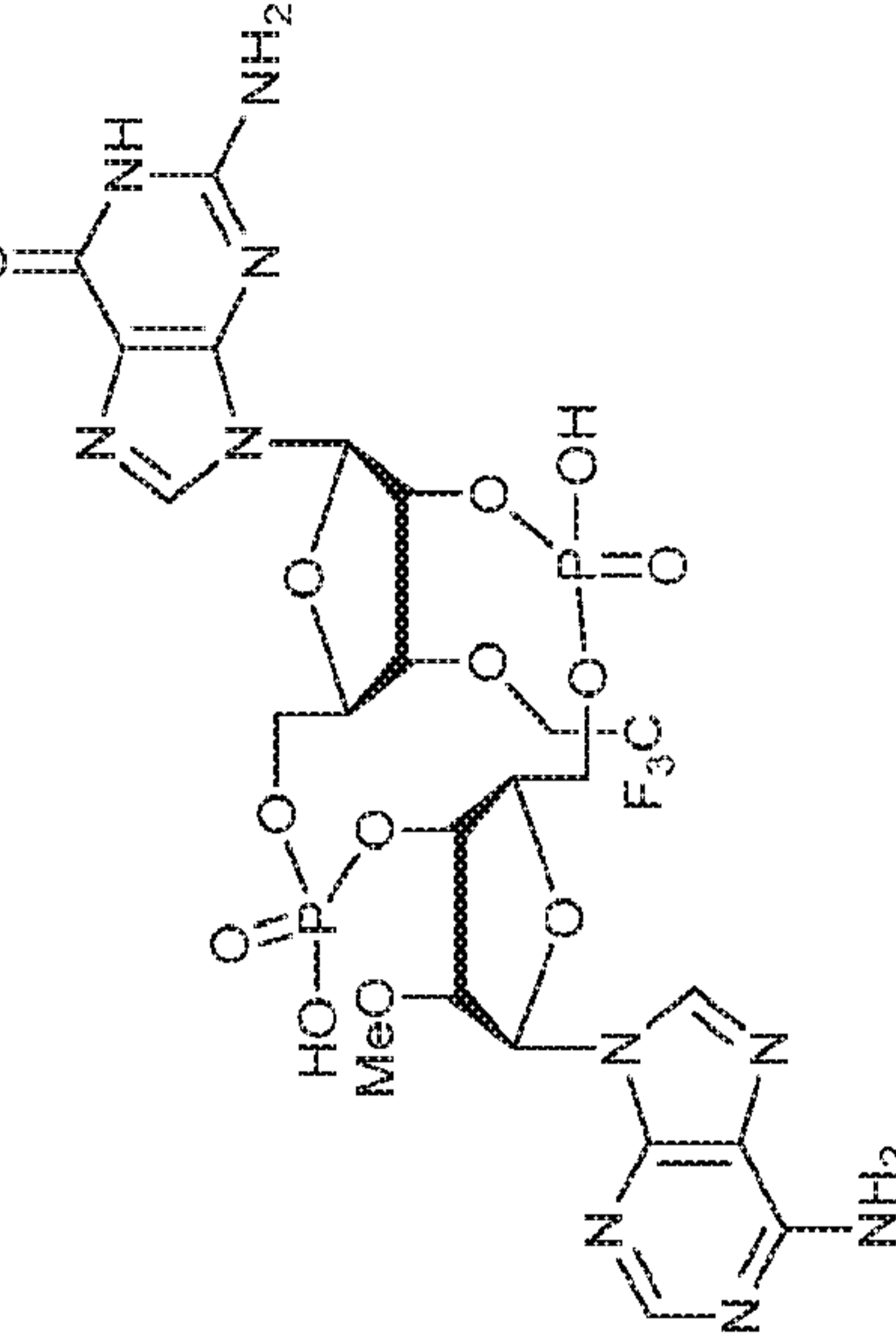
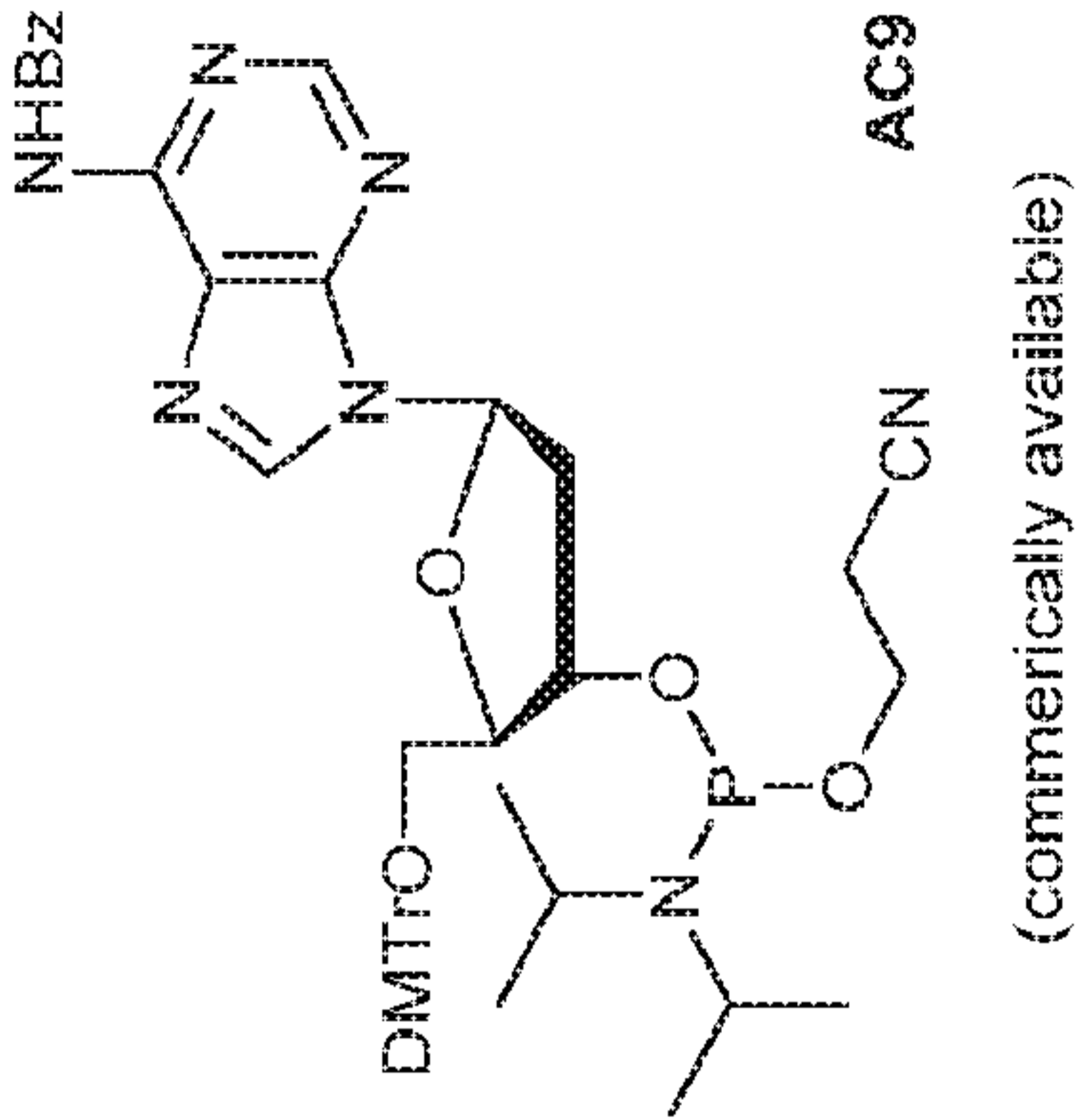
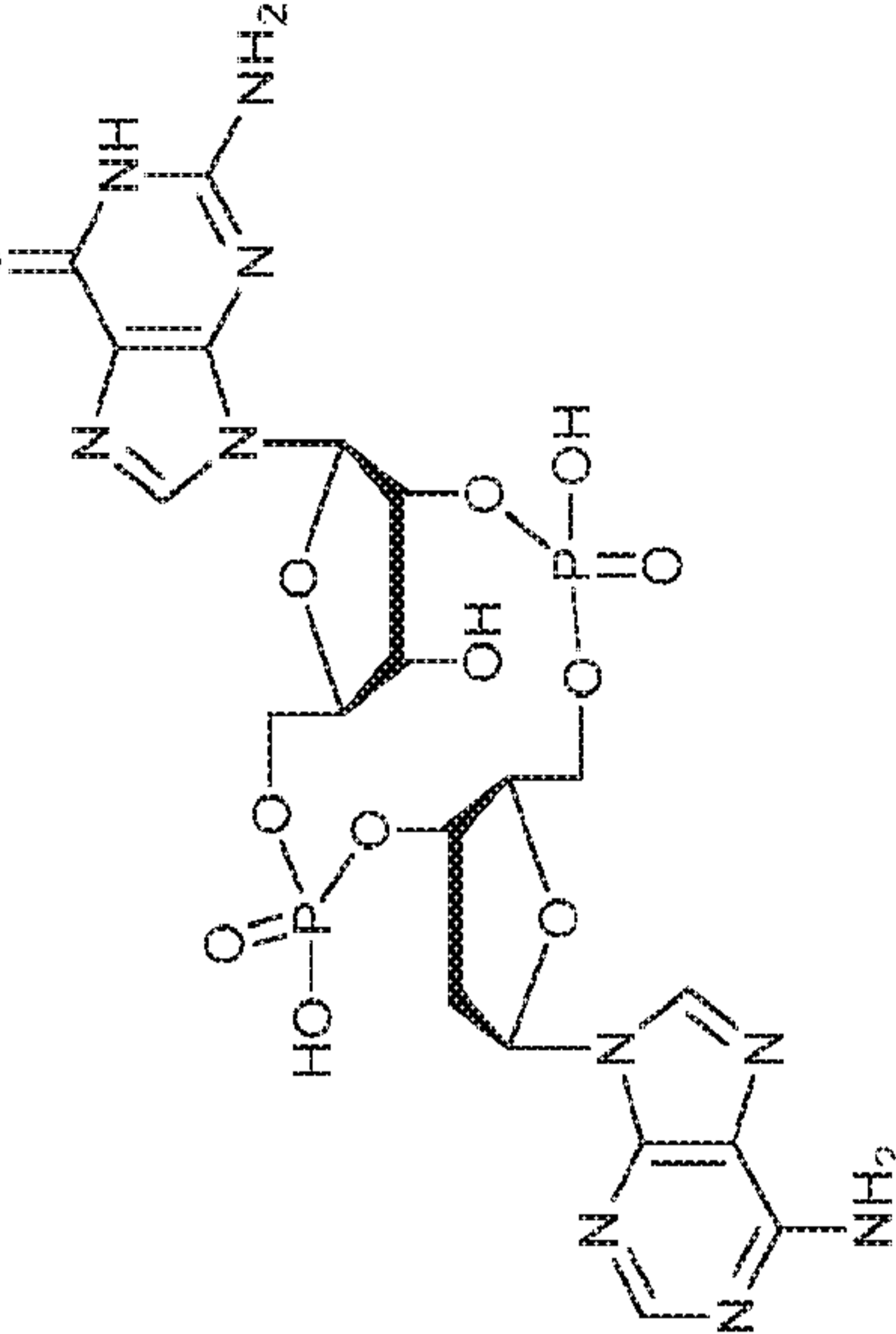
Example E	 <p style="text-align: center;">isomer 2</p>
Example E	 <p style="text-align: center;">isomer 1</p>
A2	A4
GB2	 <p style="text-align: center;">GC3</p>
EB7	EC1

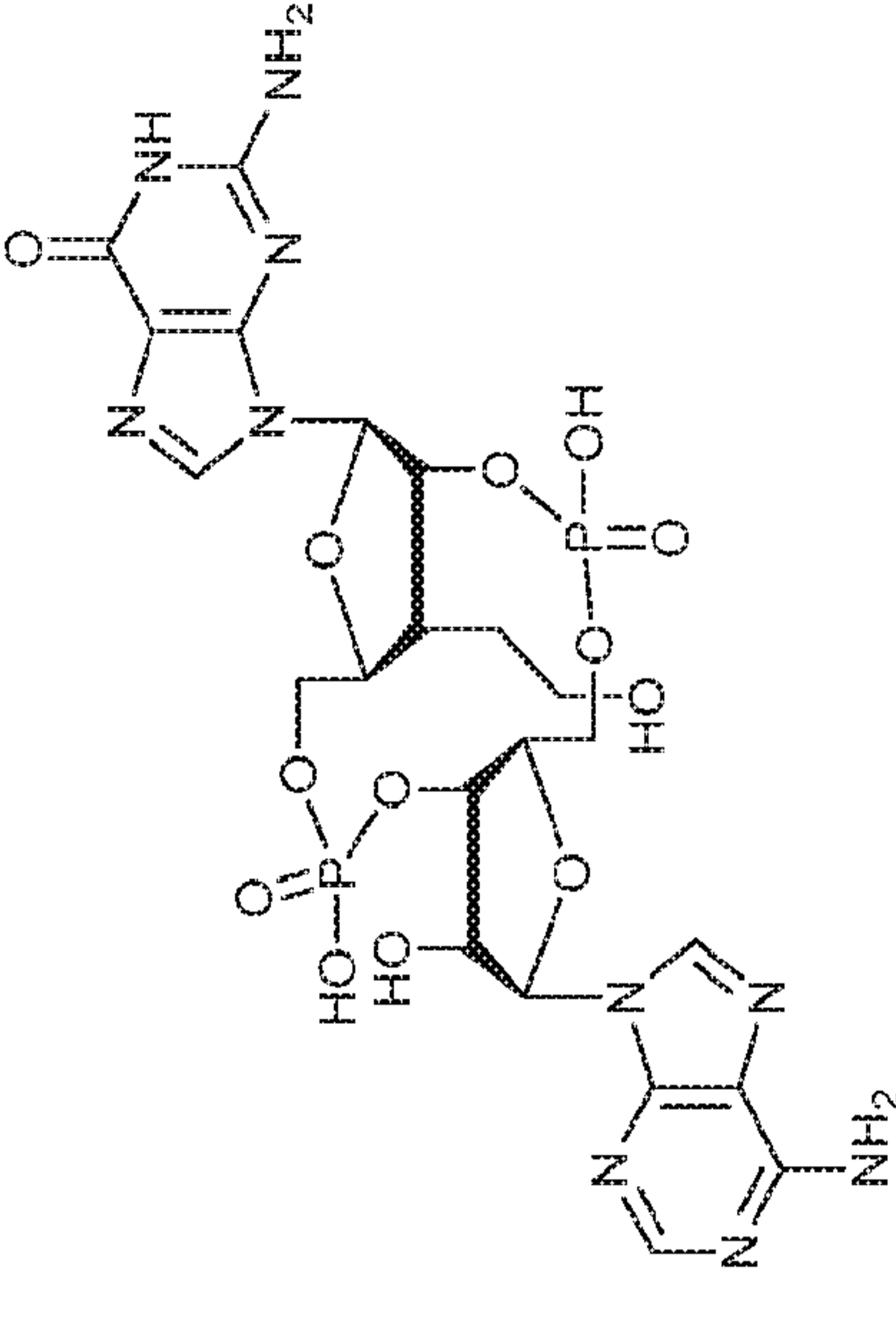
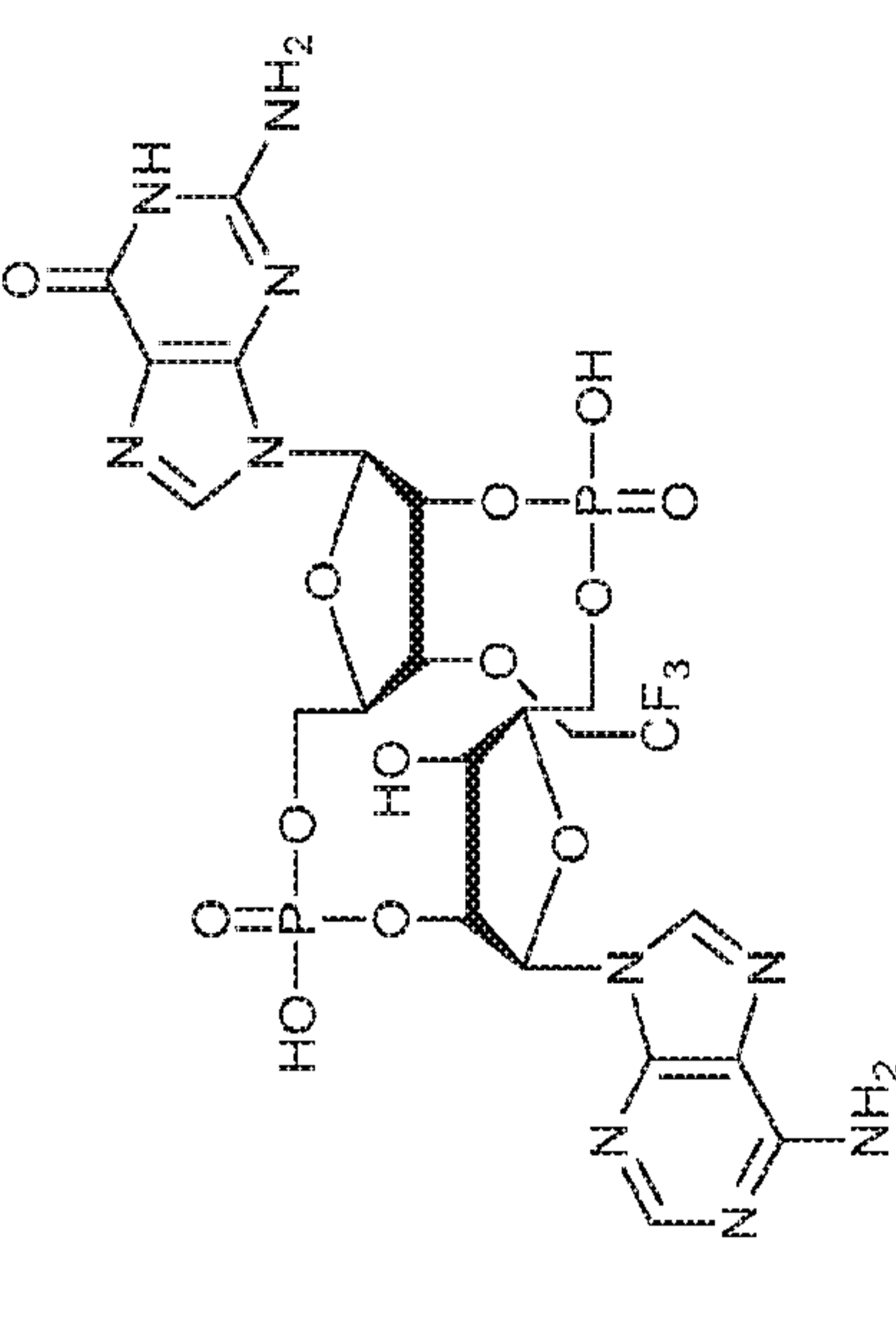

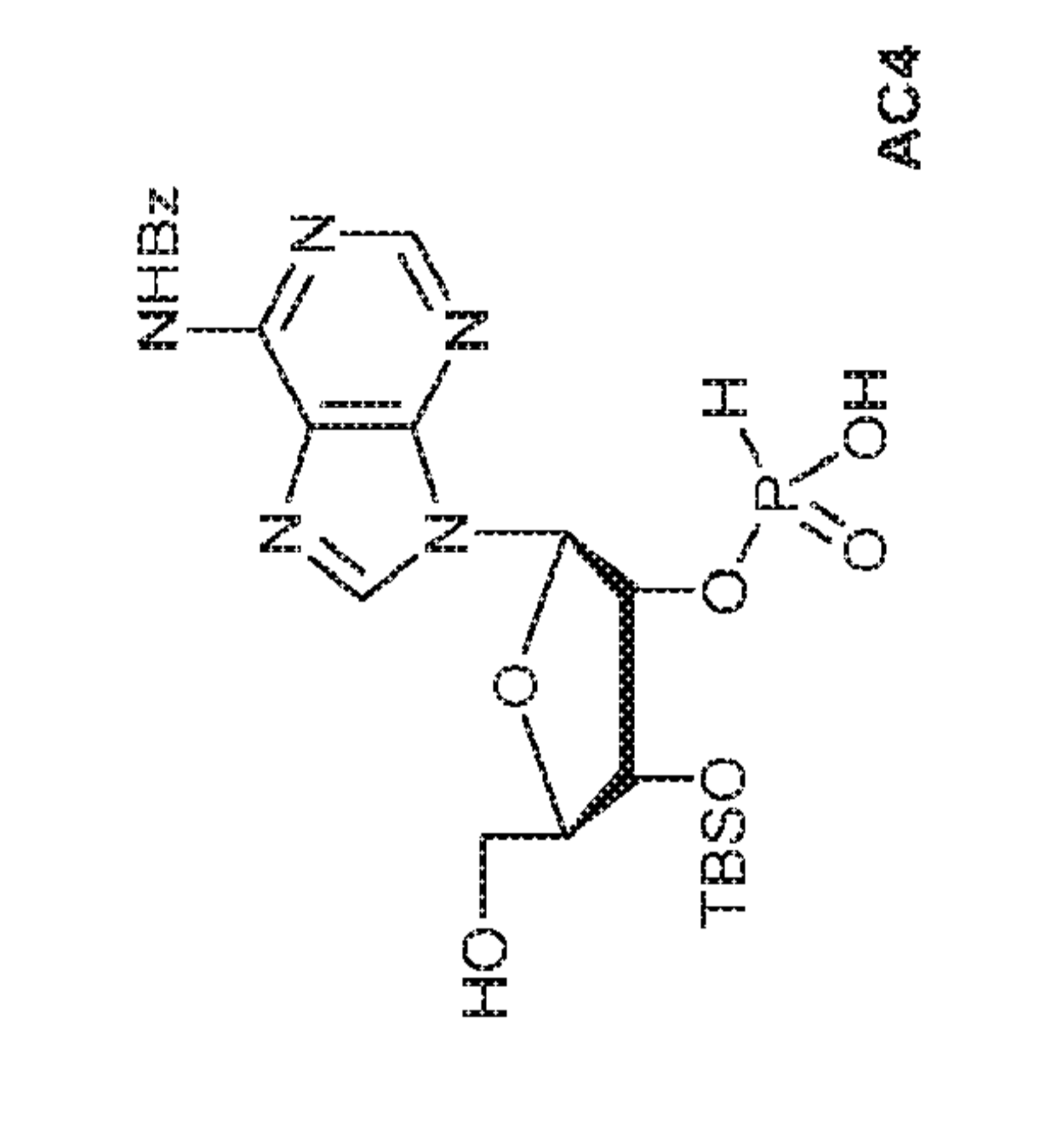
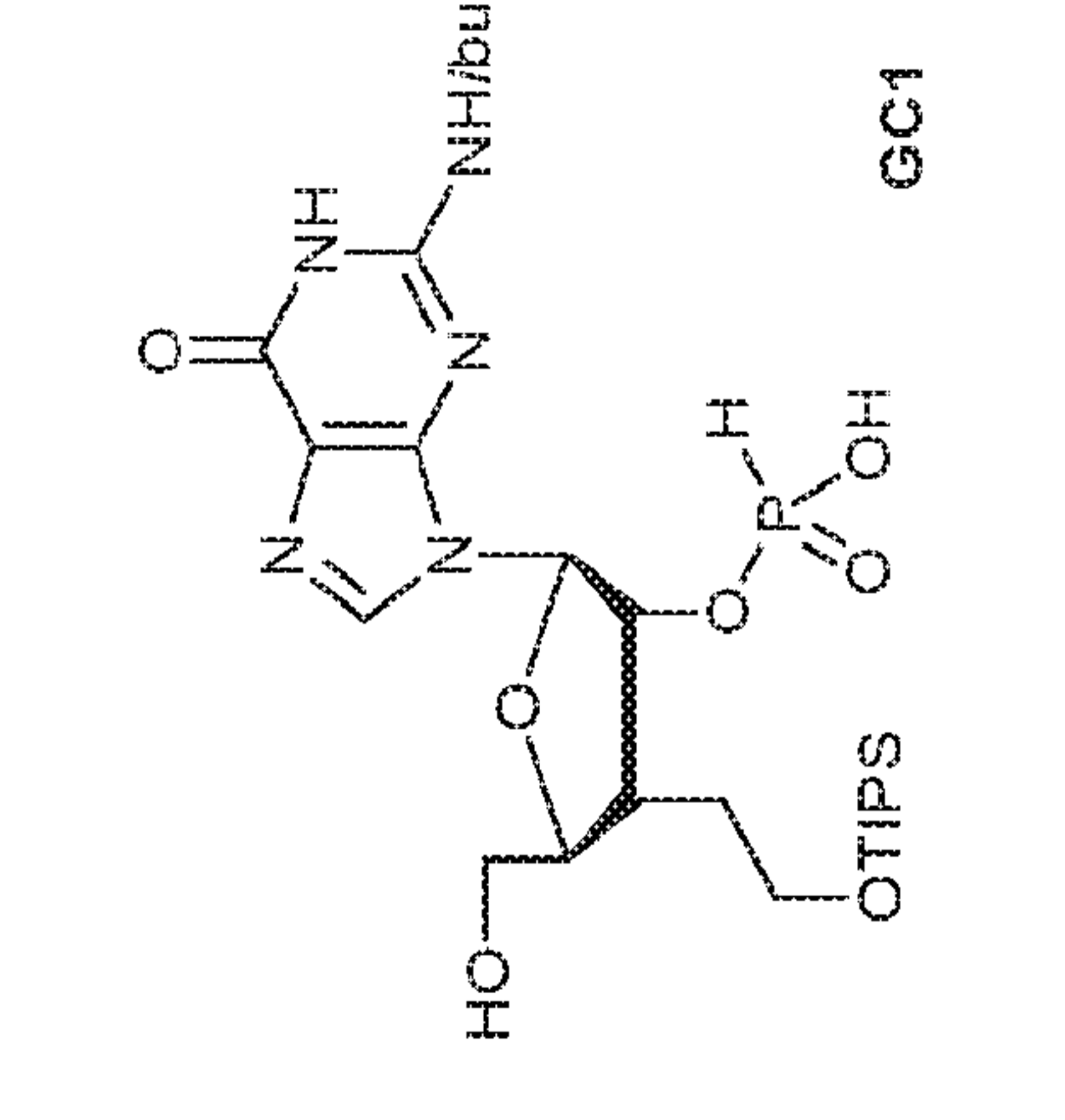


Example E	Example A
 <p style="text-align: center;">isomer 2</p>	
A4	A4
GC3	GC3
EC2	EC3

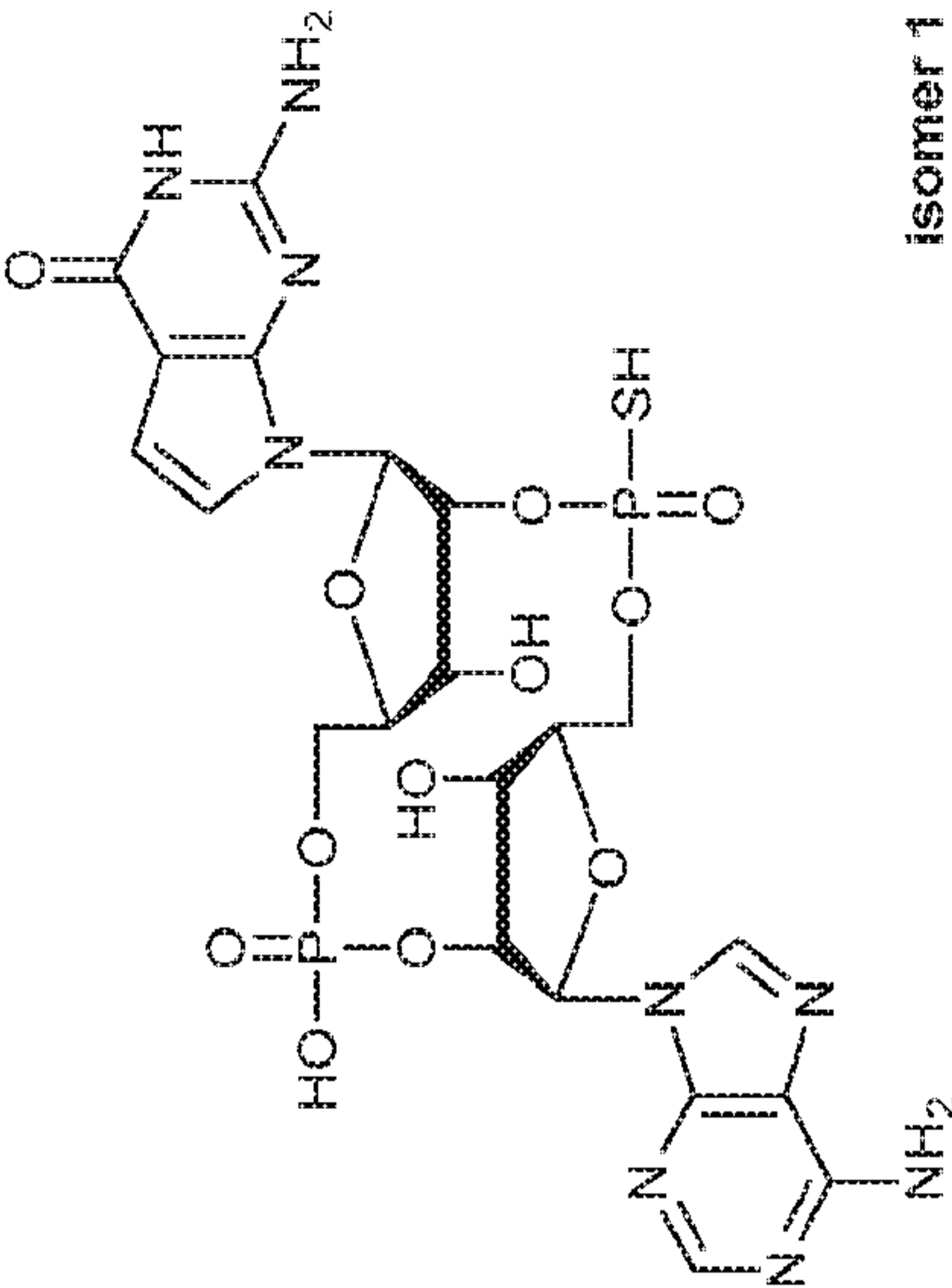
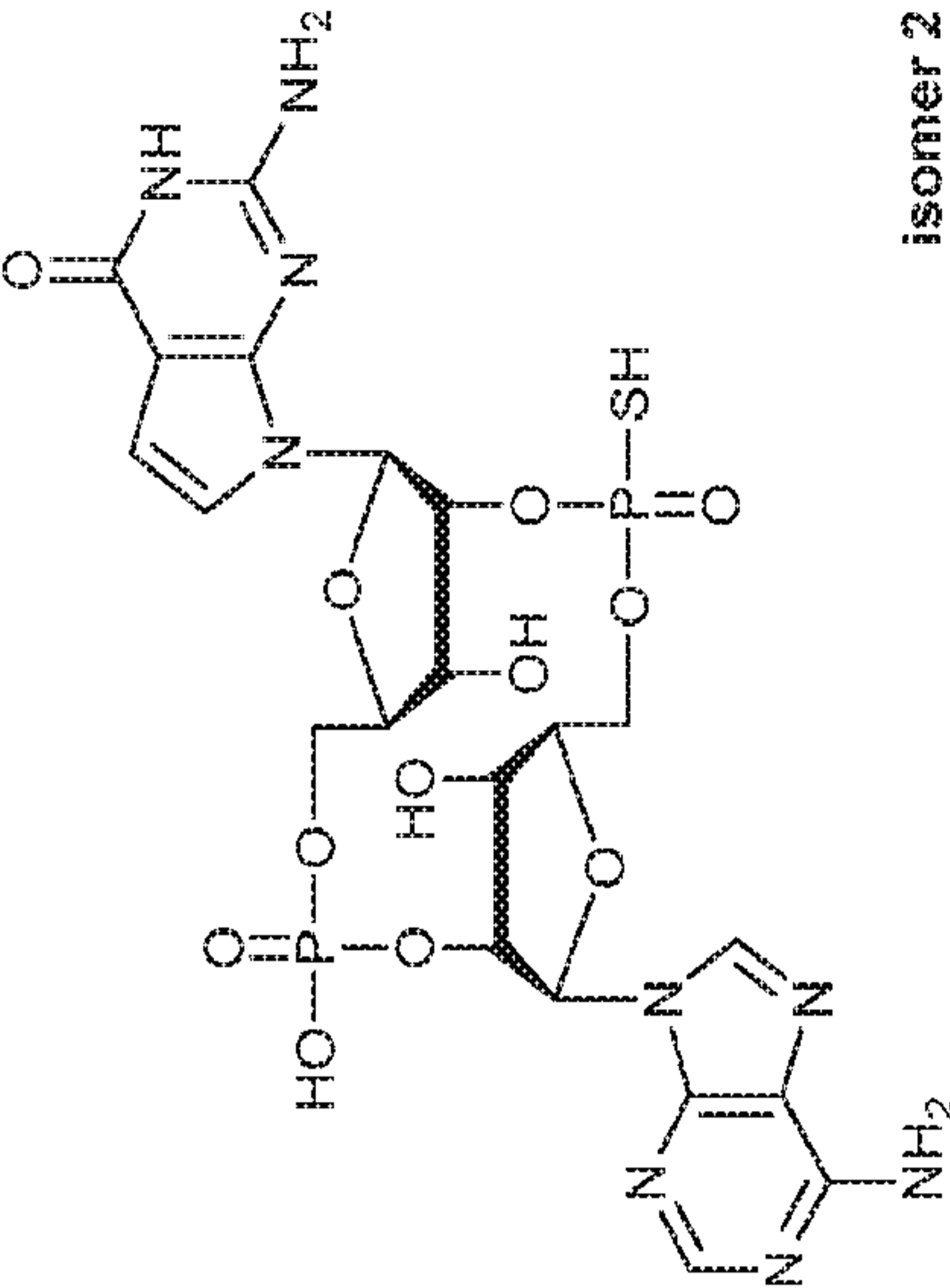
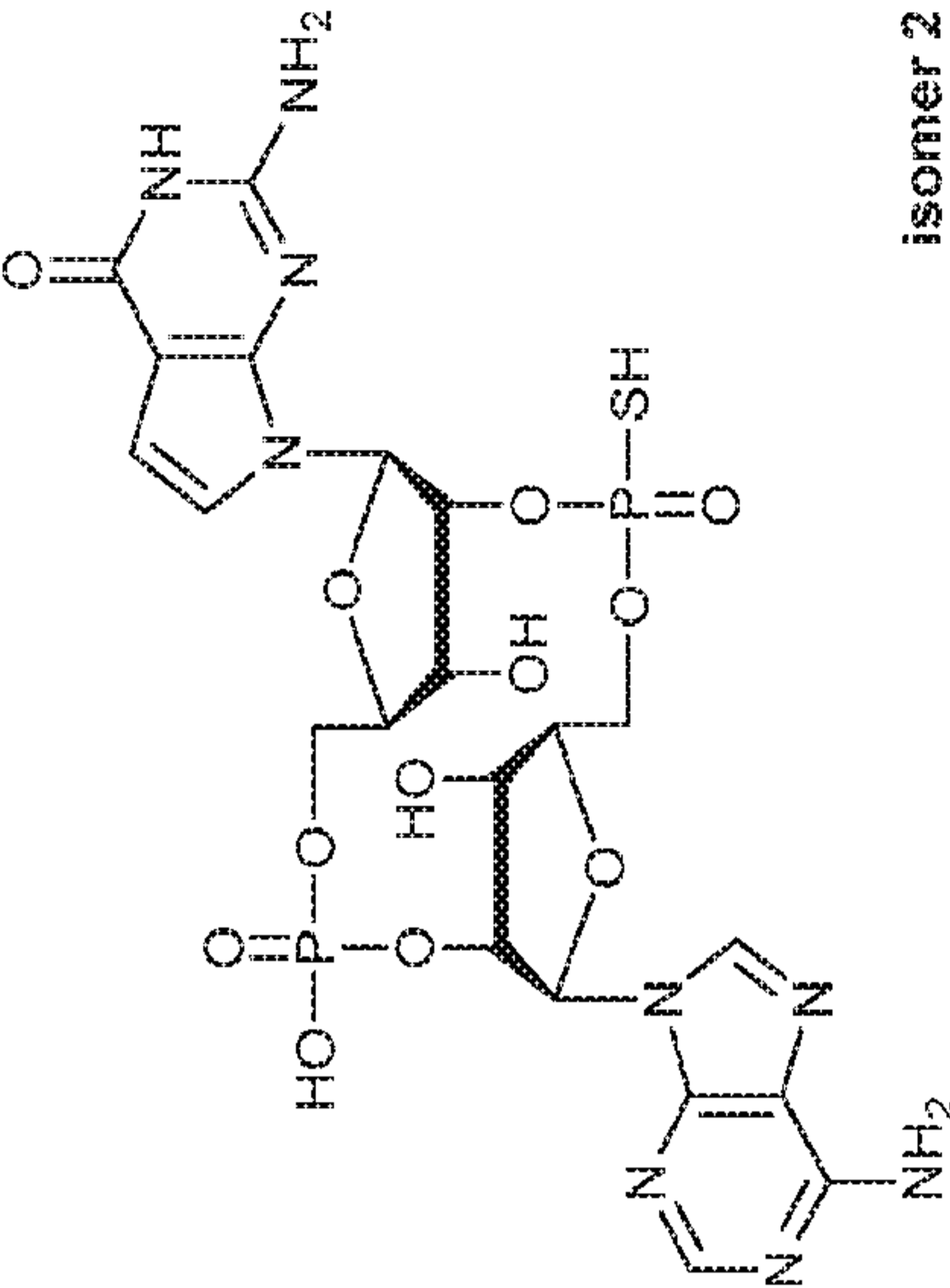
<p>EC4</p>	<p>GB3</p>  <p>GC4</p>	<p>Example E</p>  <p>isomer 1</p>
<p>EC5</p>	<p>GB3</p>  <p>GC4</p>	<p>Example E</p>  <p>isomer 2</p>

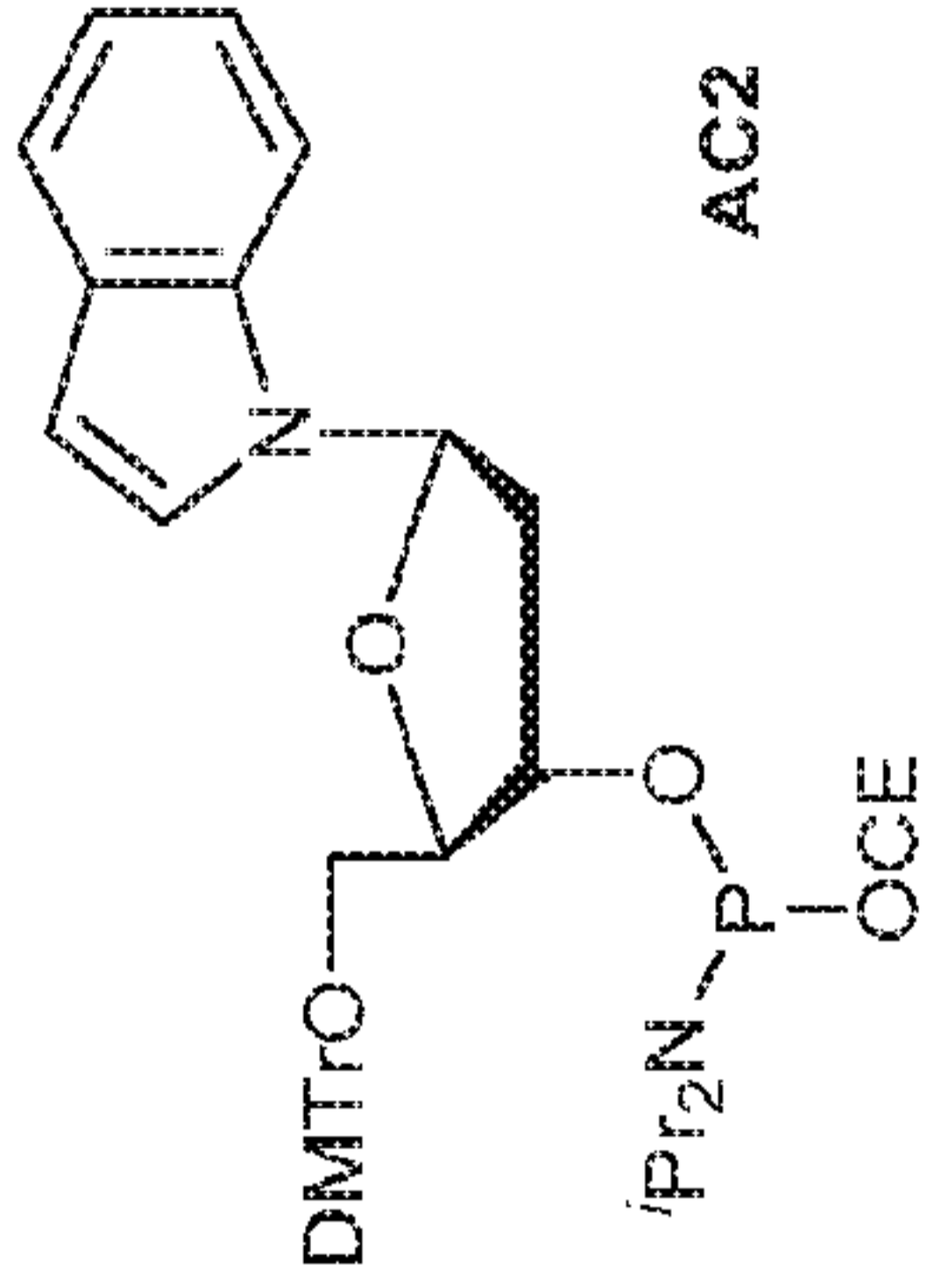
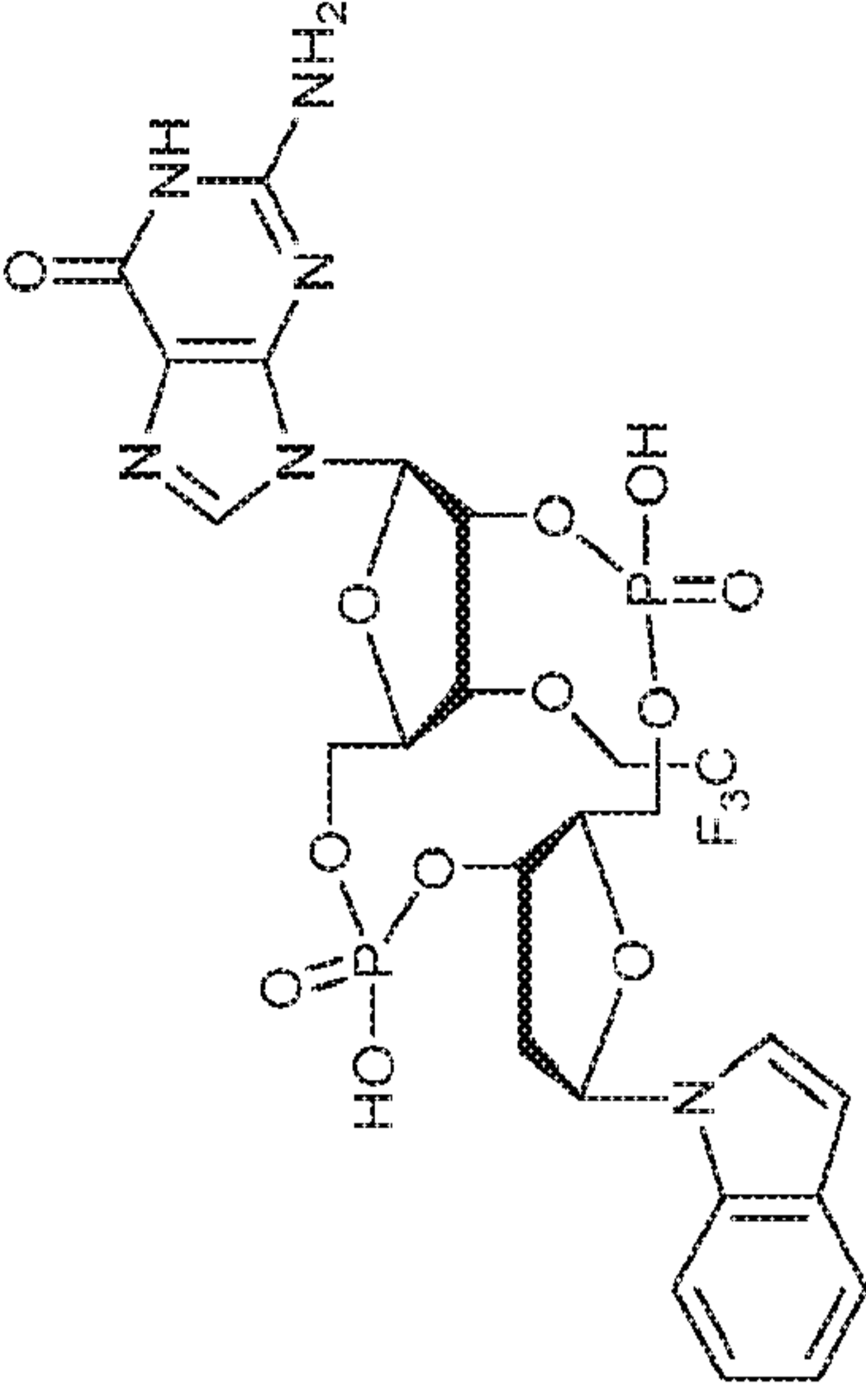
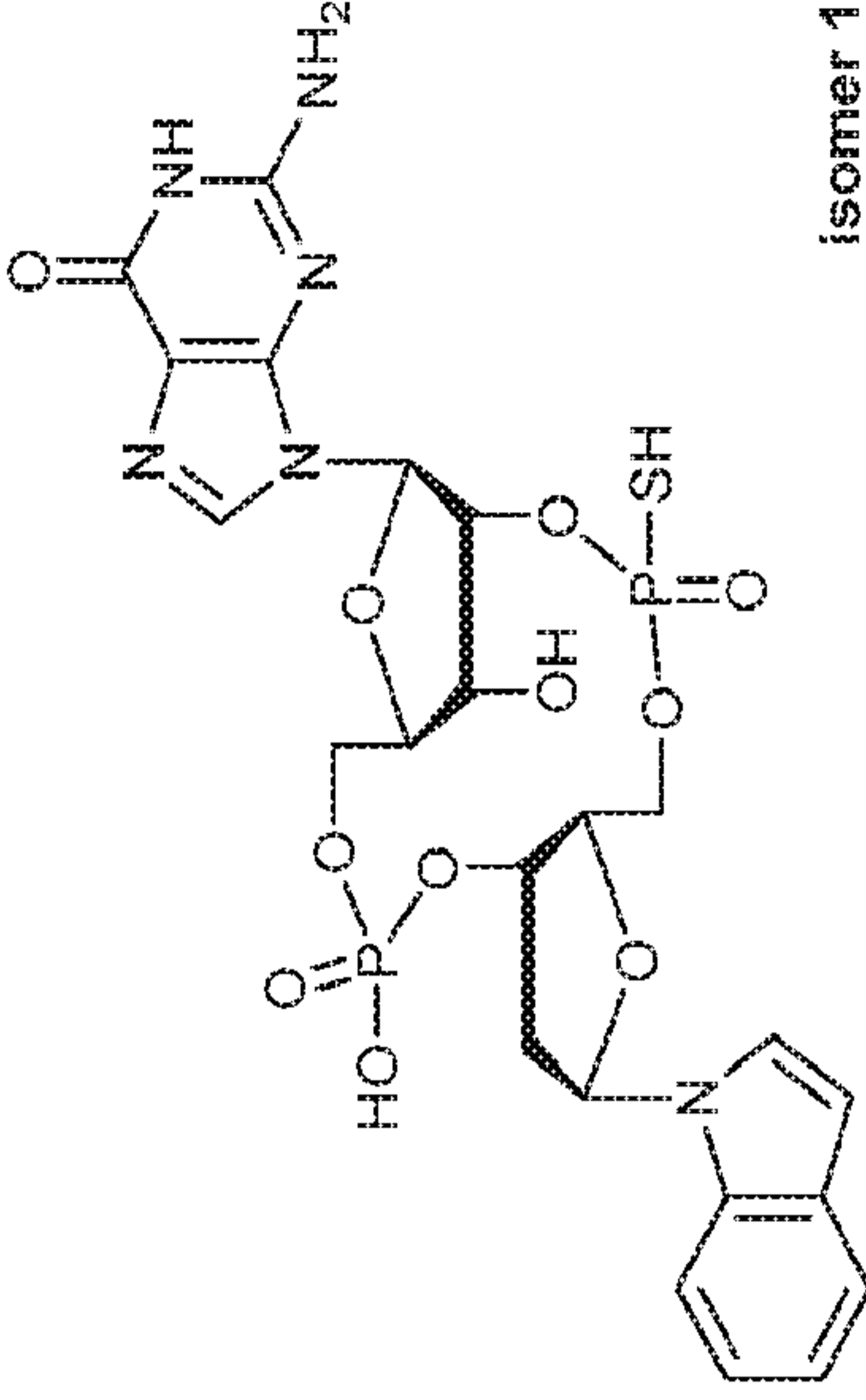
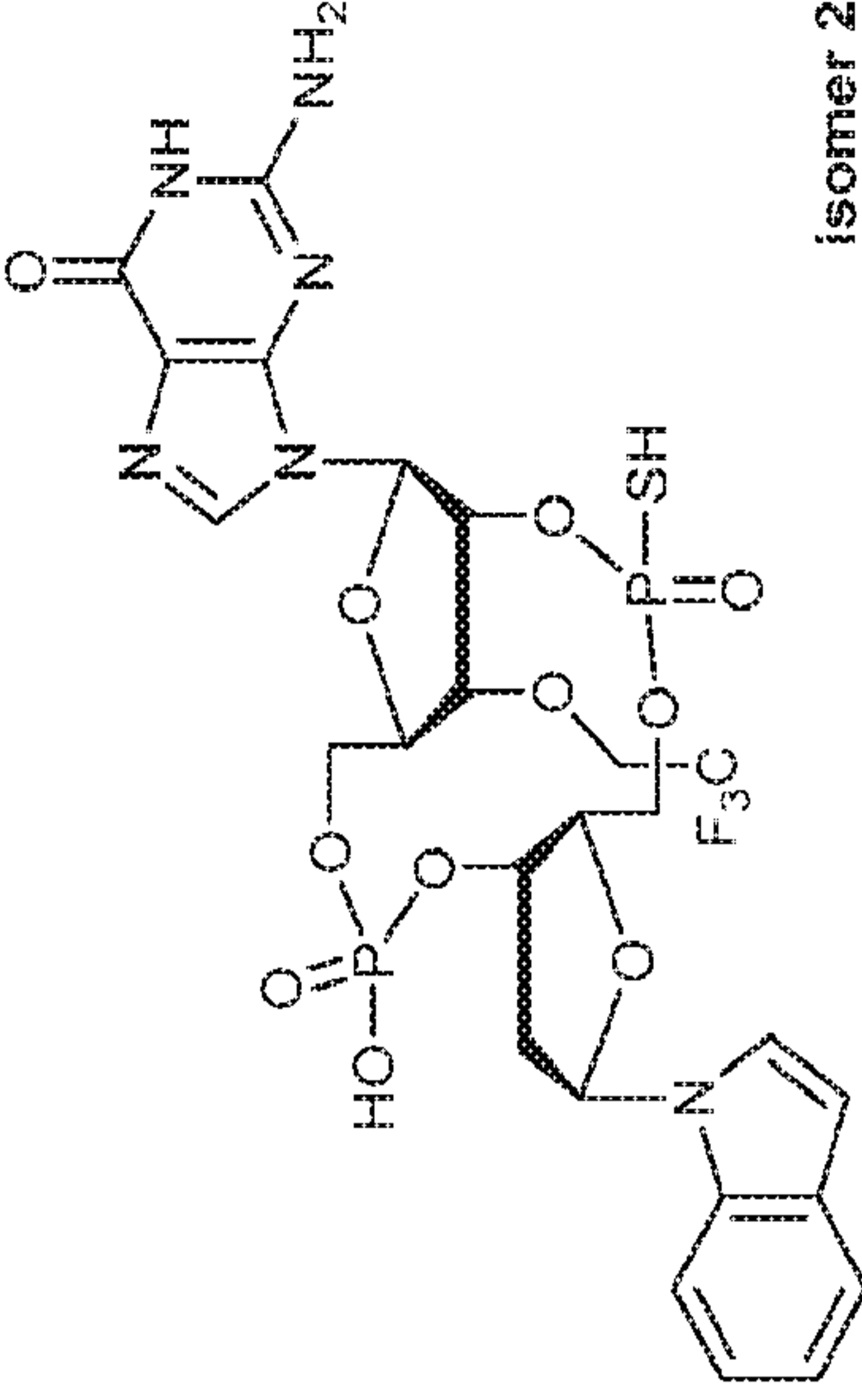
Example E	<p style="text-align: center;">isomer 1</p>	Example E	<p style="text-align: center;">isomer 2</p>
A4		A4	
EC6	<p style="text-align: center;">AC3</p>	AC3	
EC7		EC7	

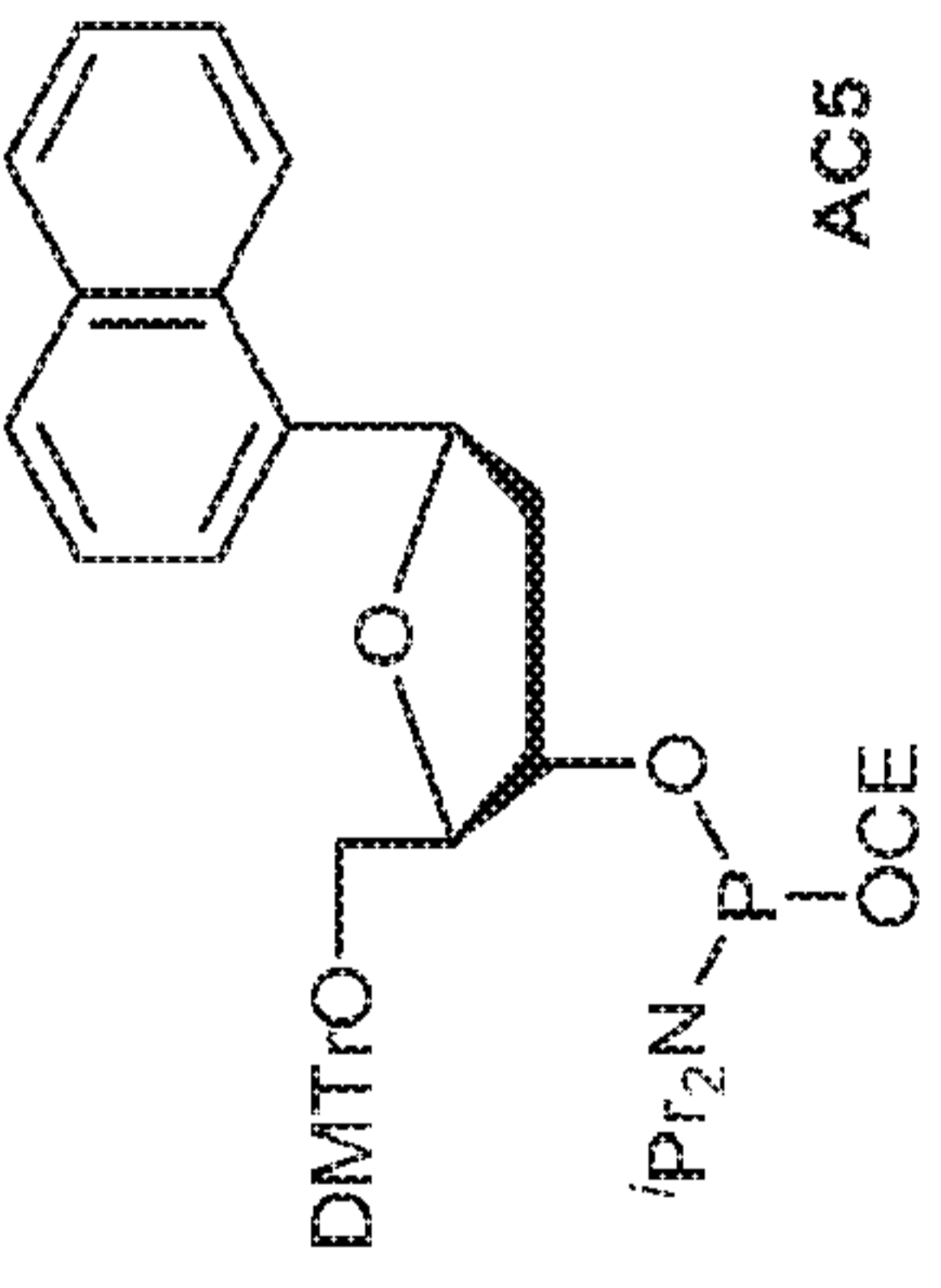
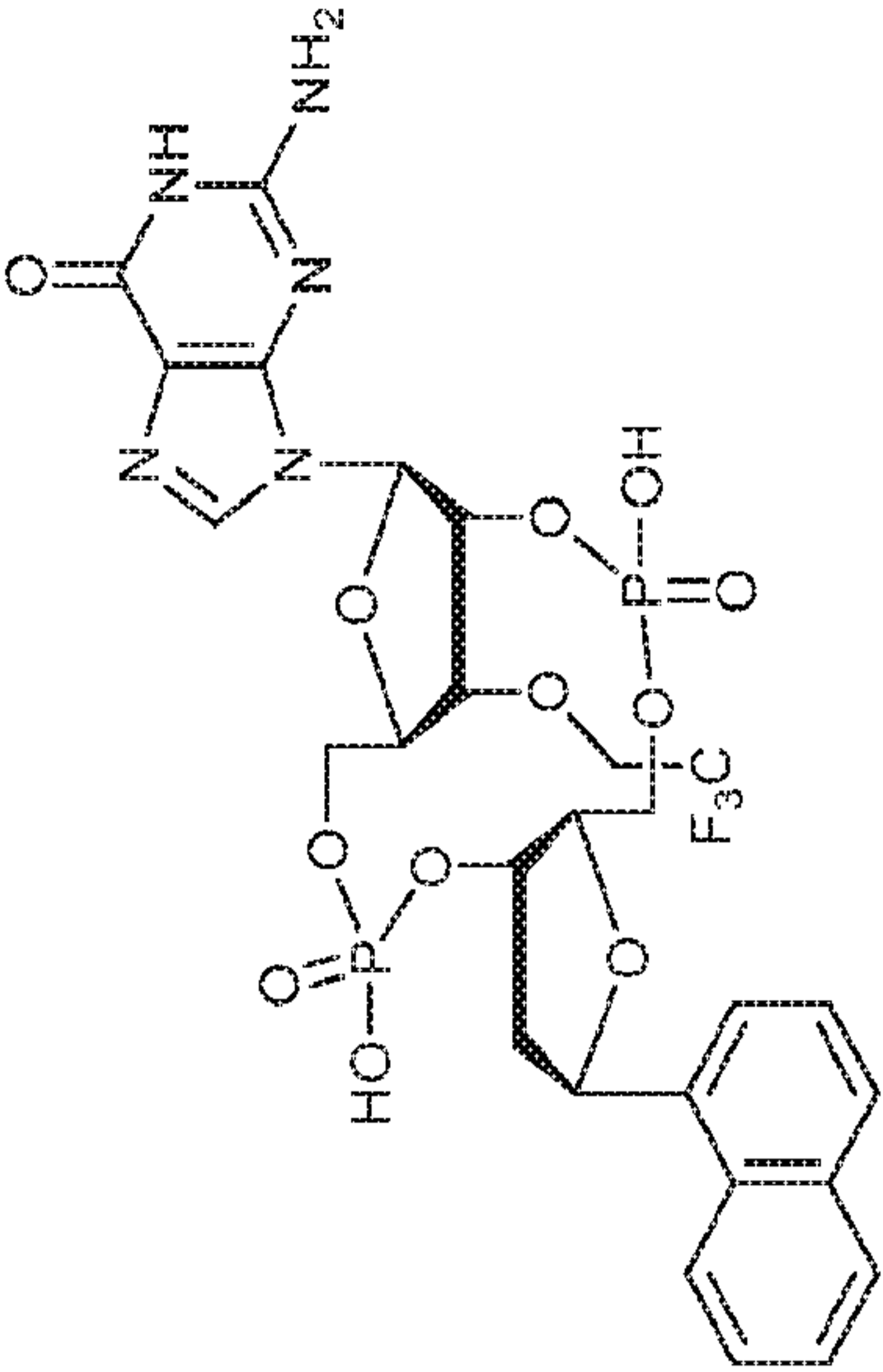
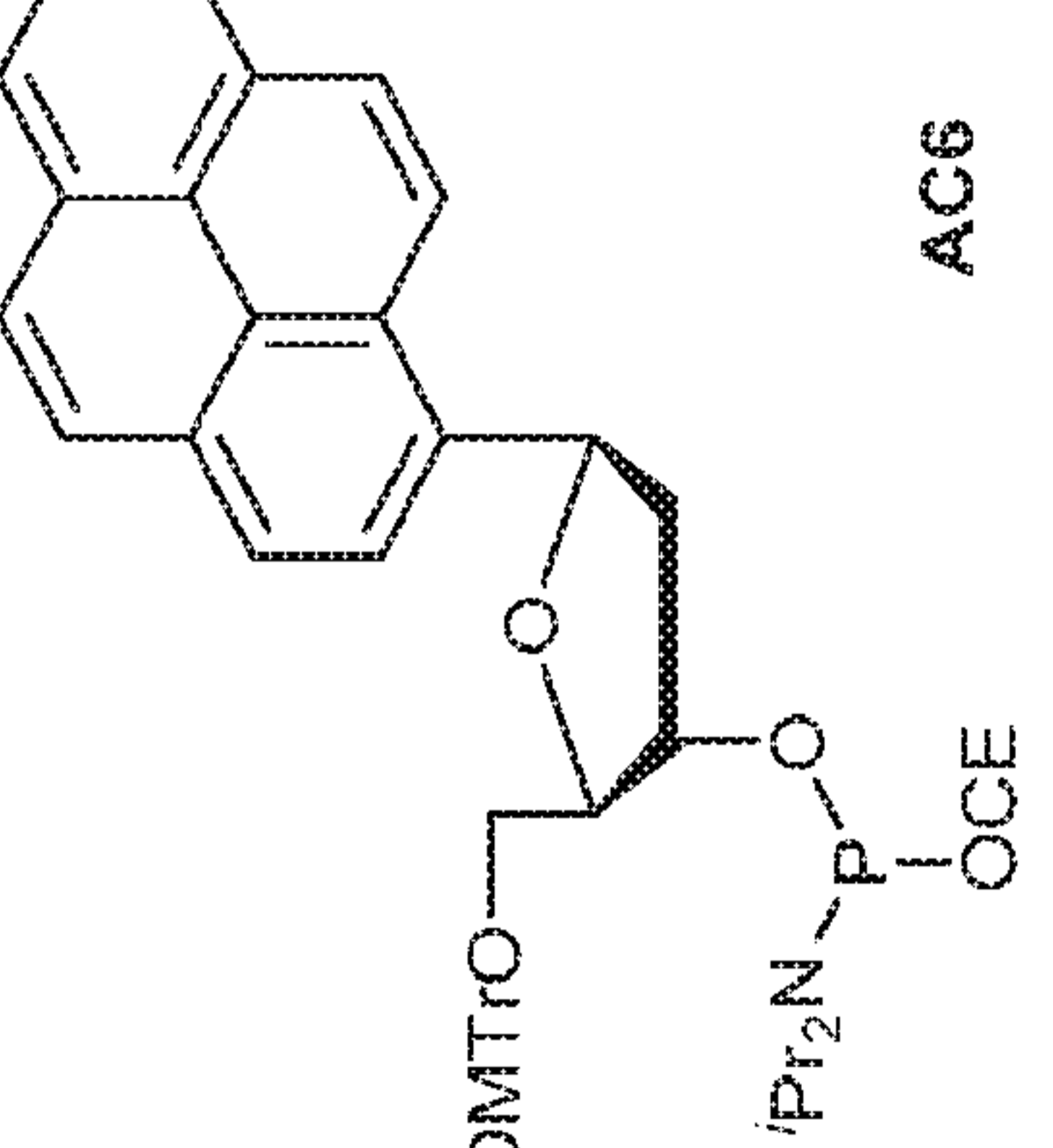
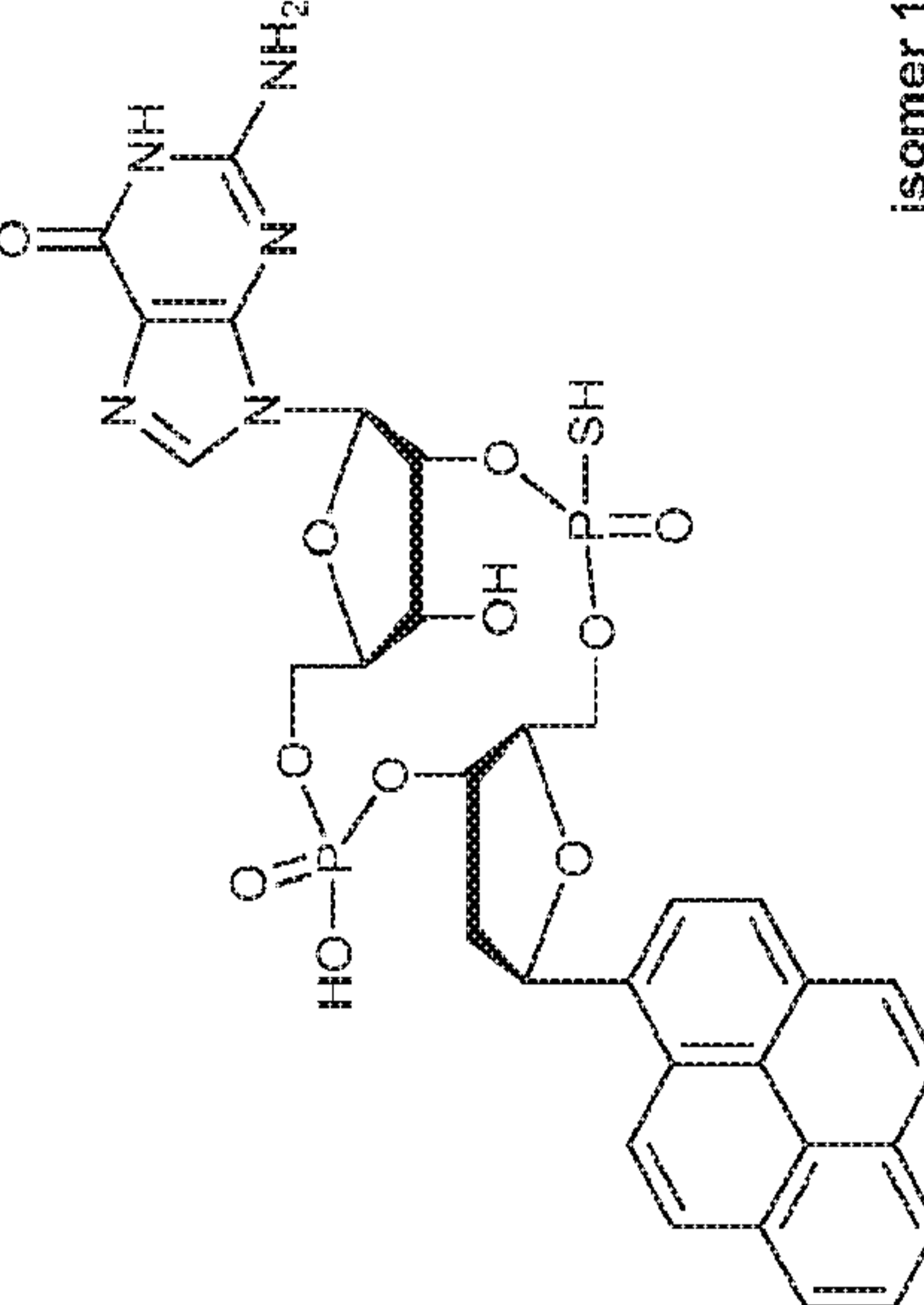
Example E	 <p style="text-align: center;">isomer 1</p>	Example E	 <p style="text-align: center;">isomer 2</p>
GC4	GC4	GC4	GC4
AC3	AC3	AC3	AC3
EC8	EC8	EC9	EC9

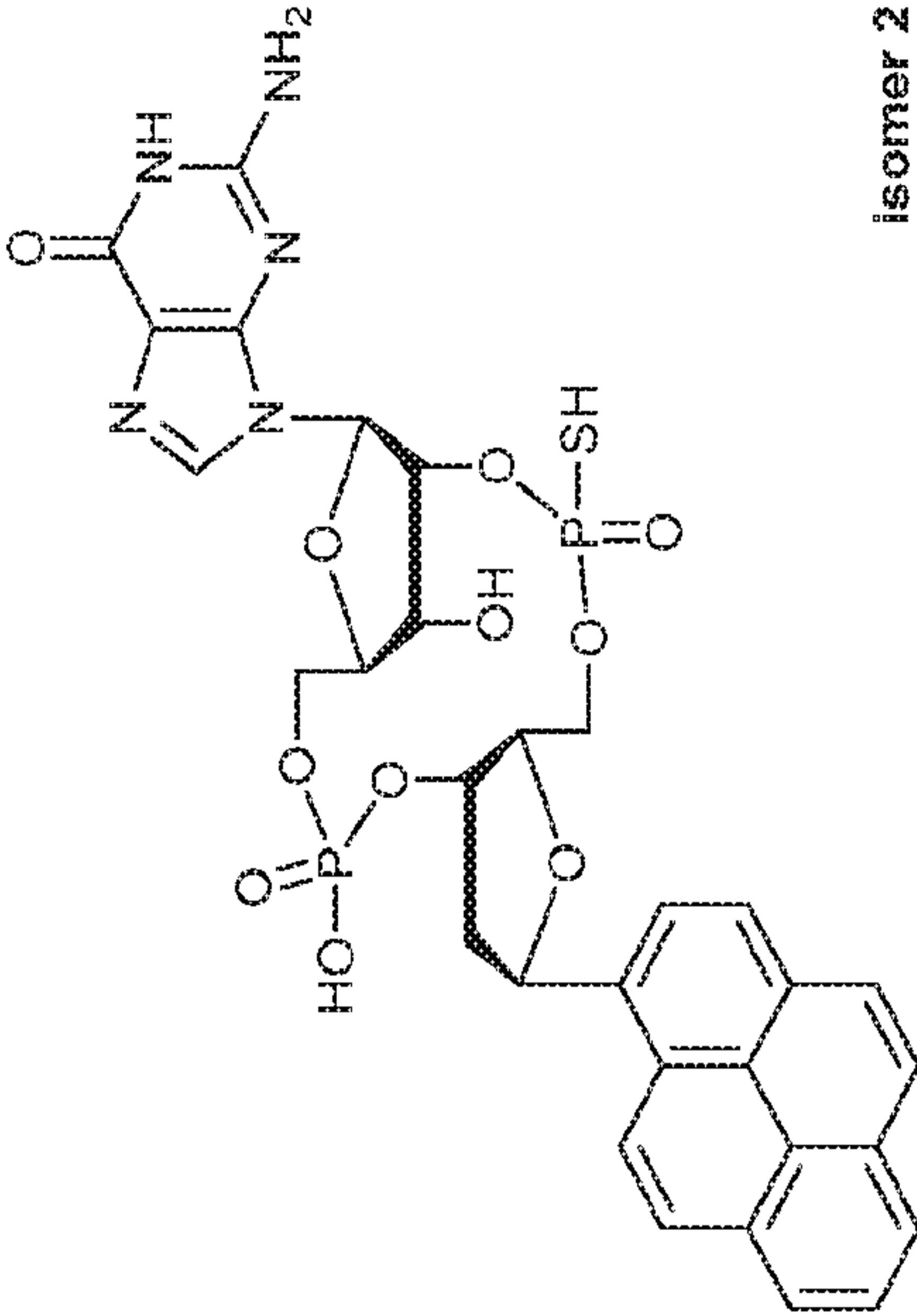
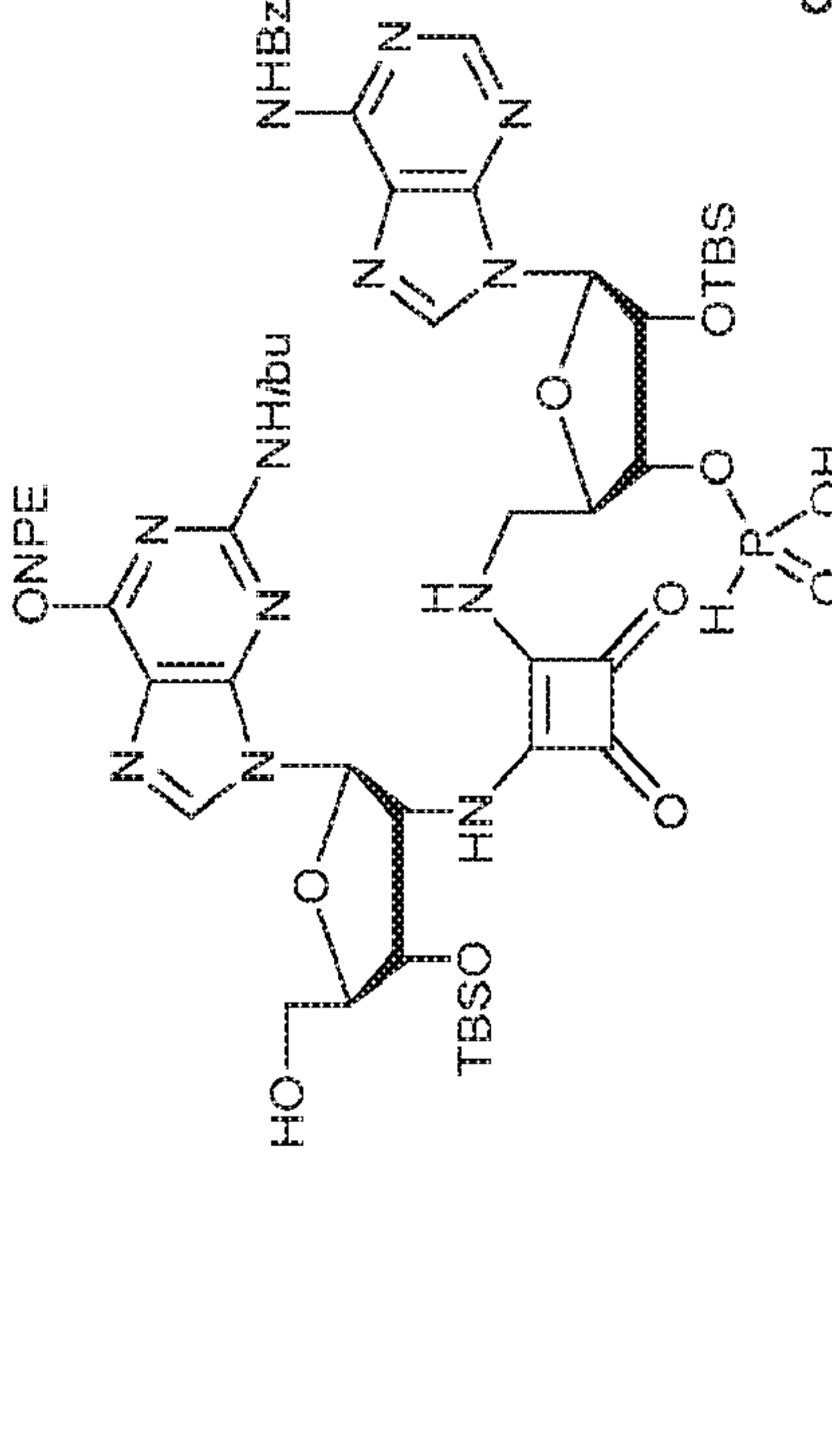
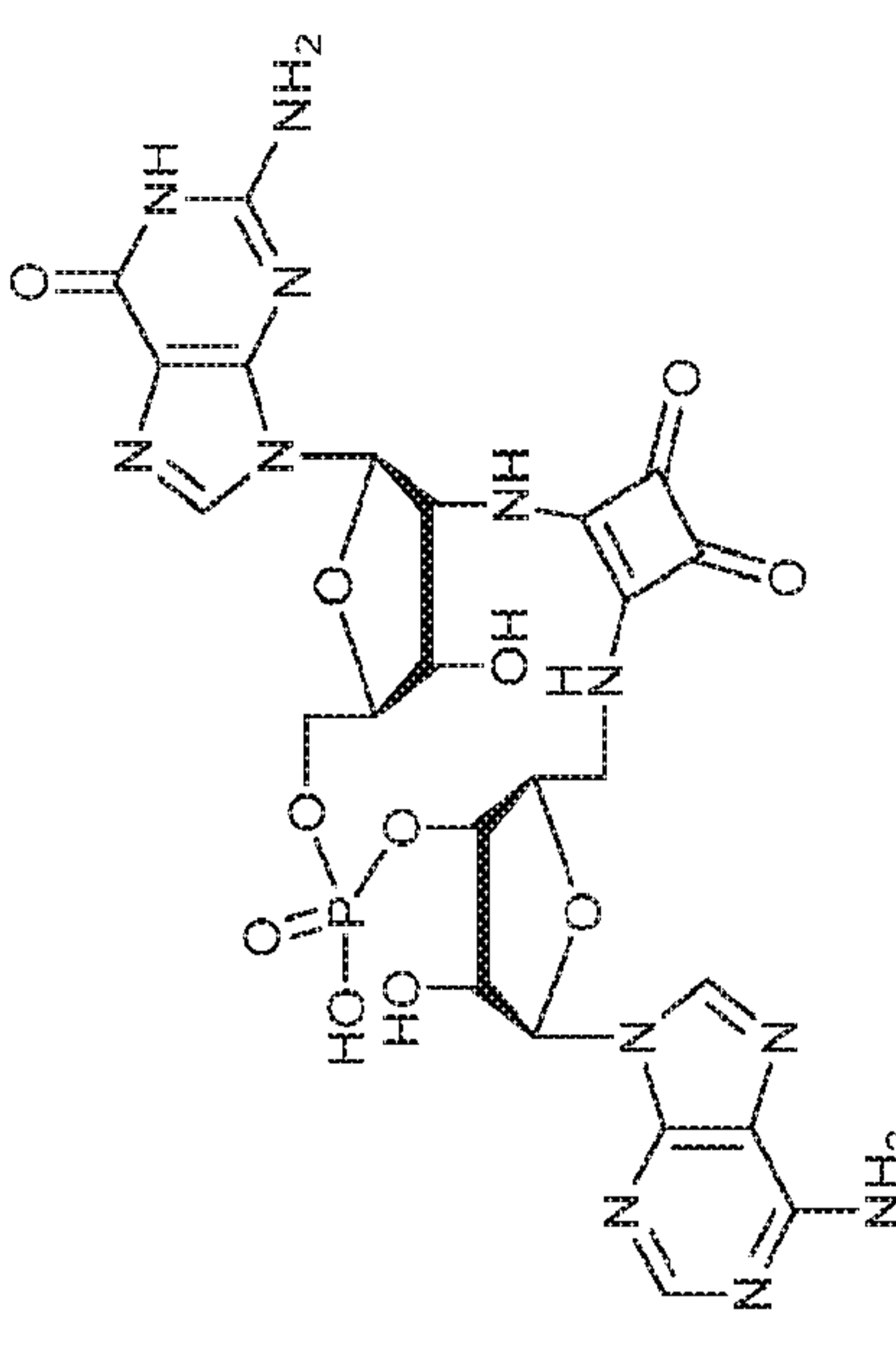
EC10	GC3	 <p>DMTrO</p> <p>OMe</p> <p>F₃C</p> <p>NHBz</p> <p>AC8</p> <p>(commercially available)</p>	<p>Example A</p> 
EC11	G1	 <p>DMTrO</p> <p>OMe</p> <p>F₃C</p> <p>NHBz</p> <p>AC9</p> <p>(commercially available)</p>	<p>Example A</p> 

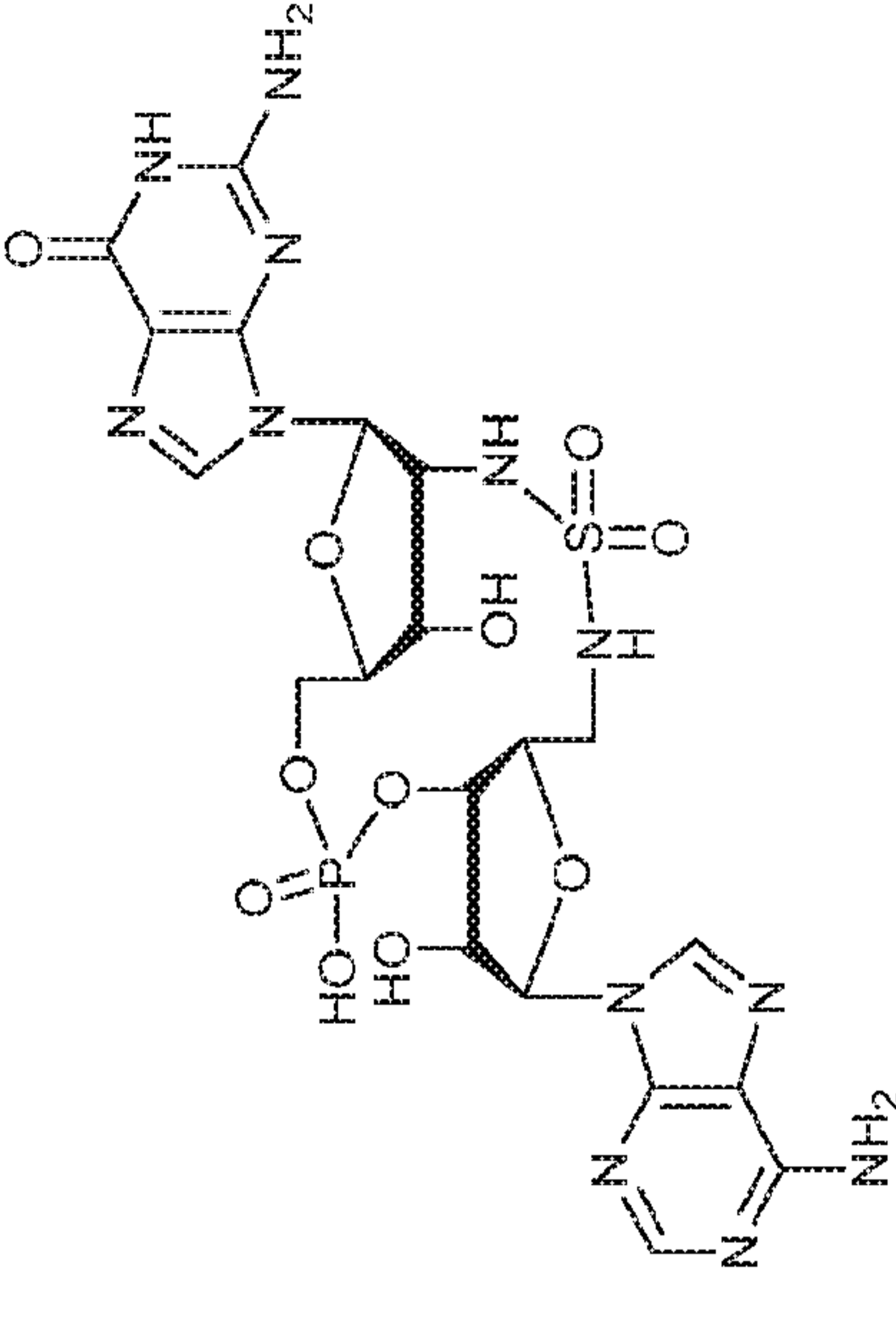
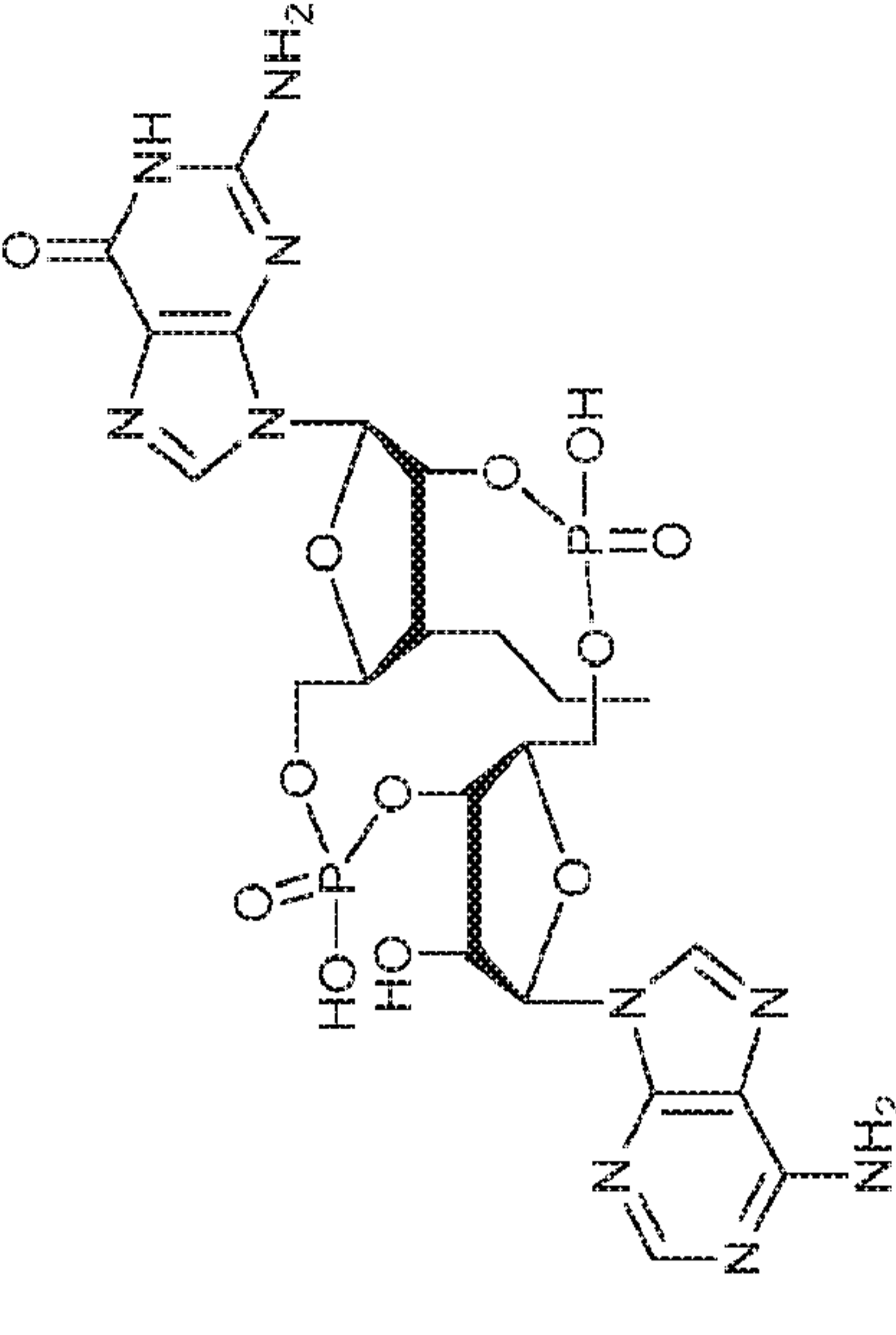
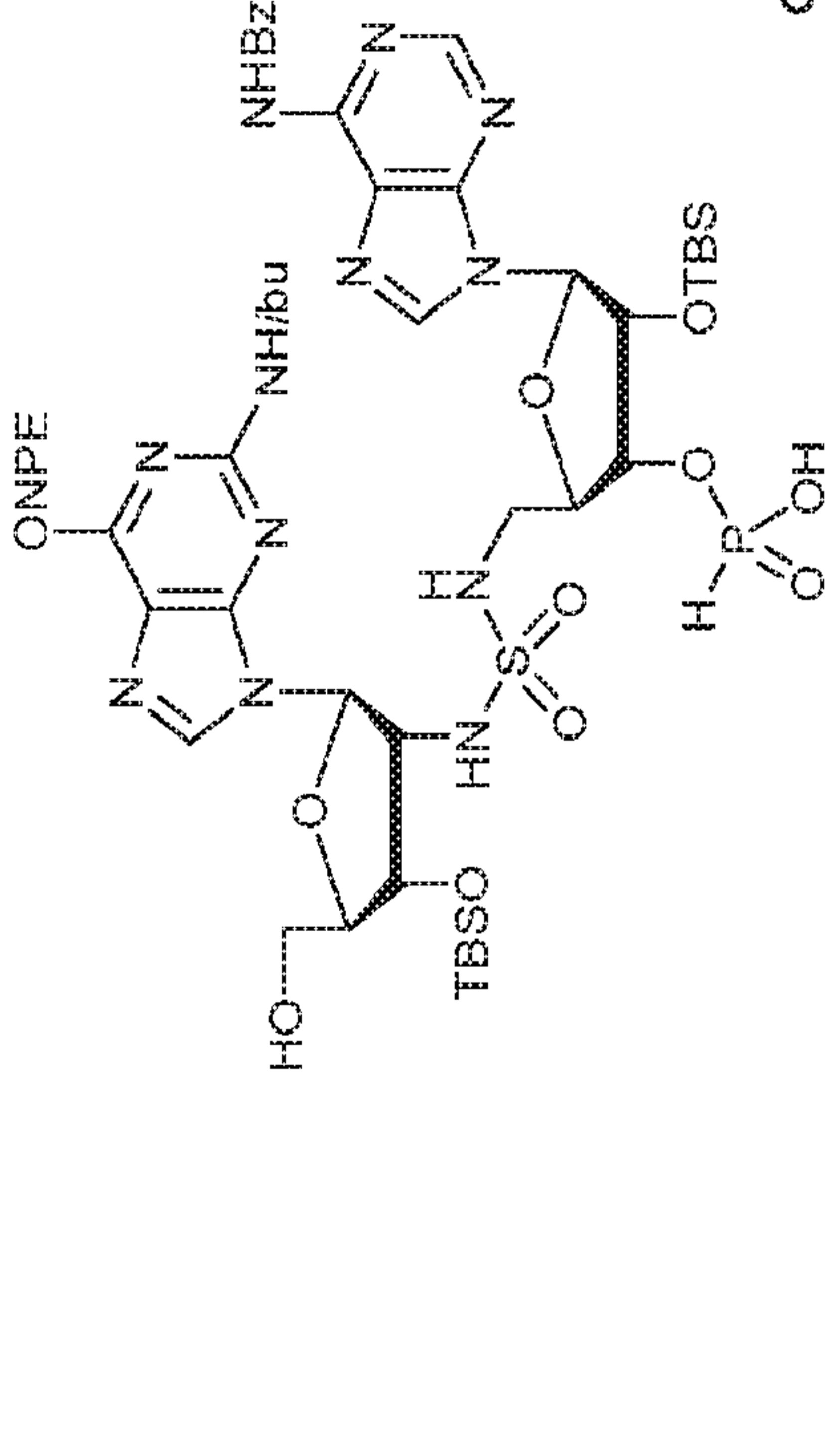
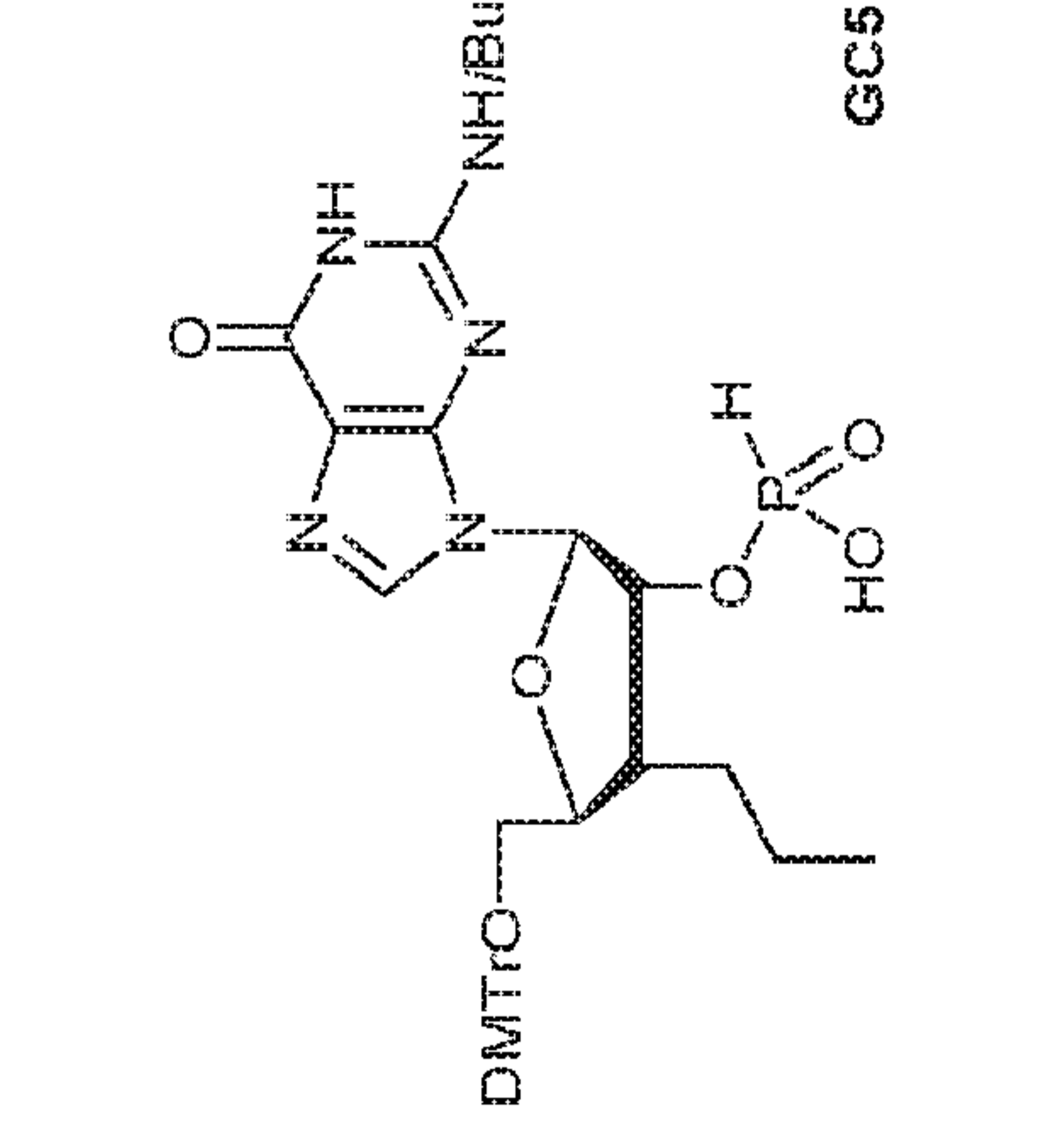
Example A	
Example A	
A2	
AC4	
EC12	
GA1	
EC13	

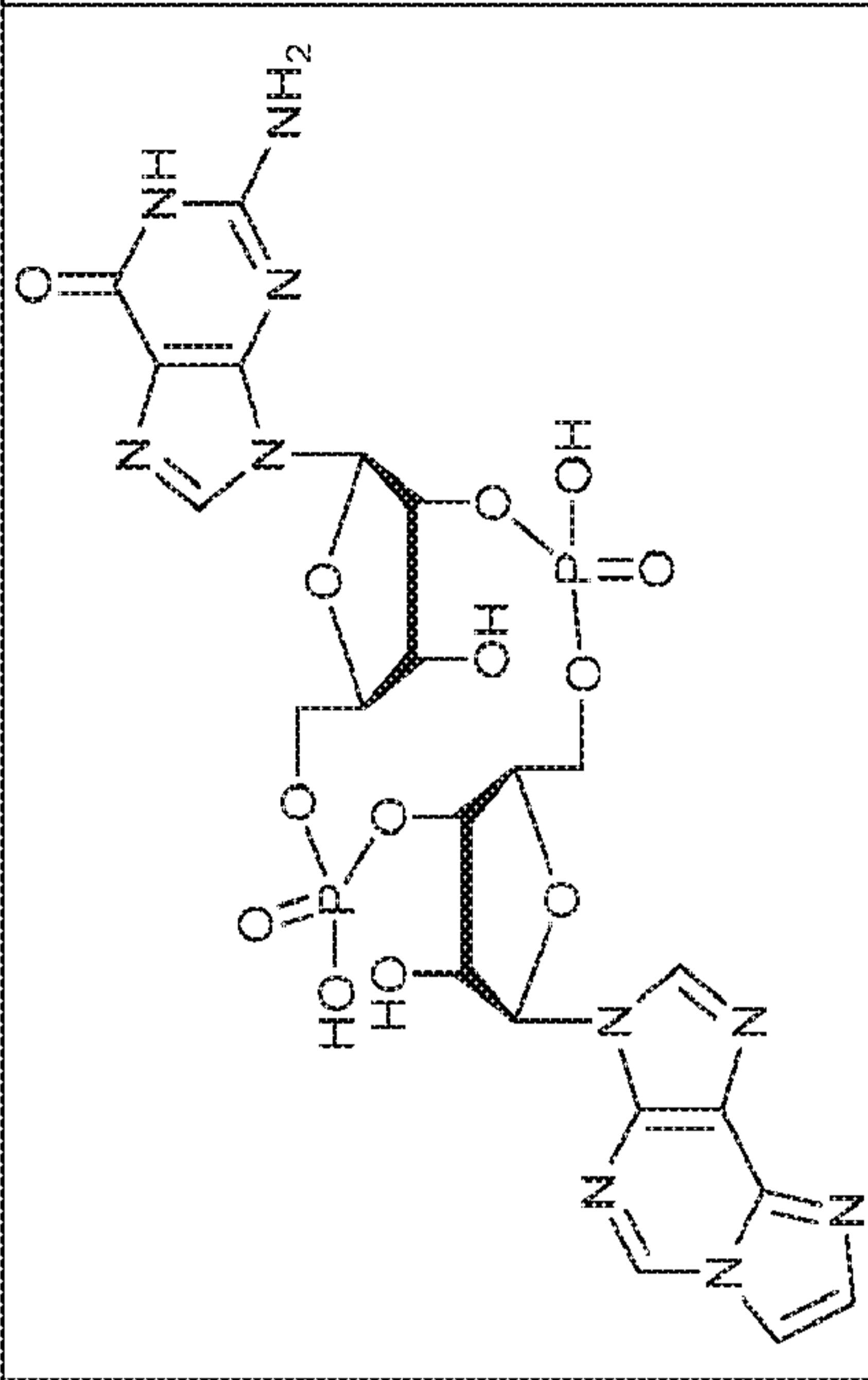
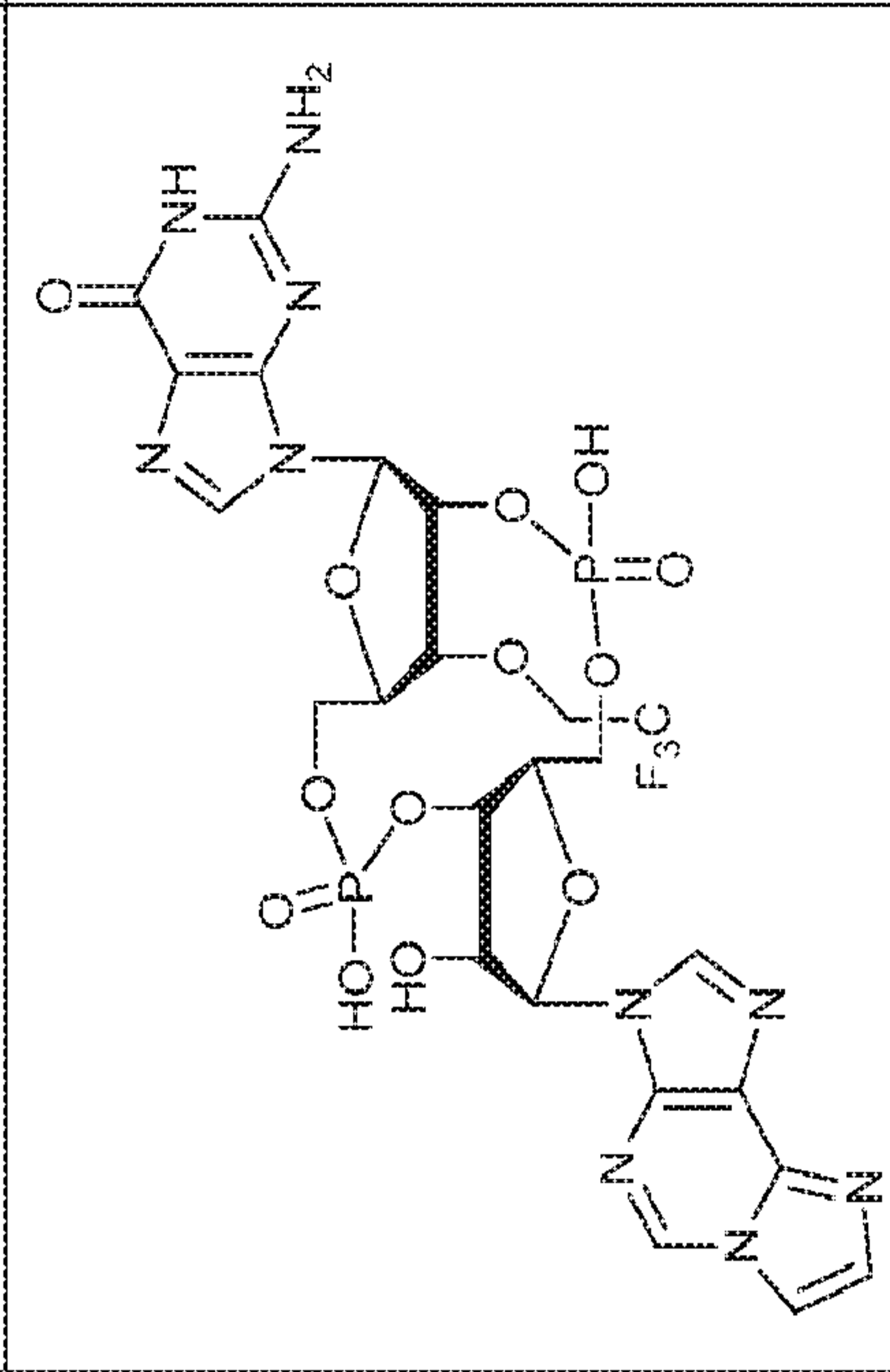
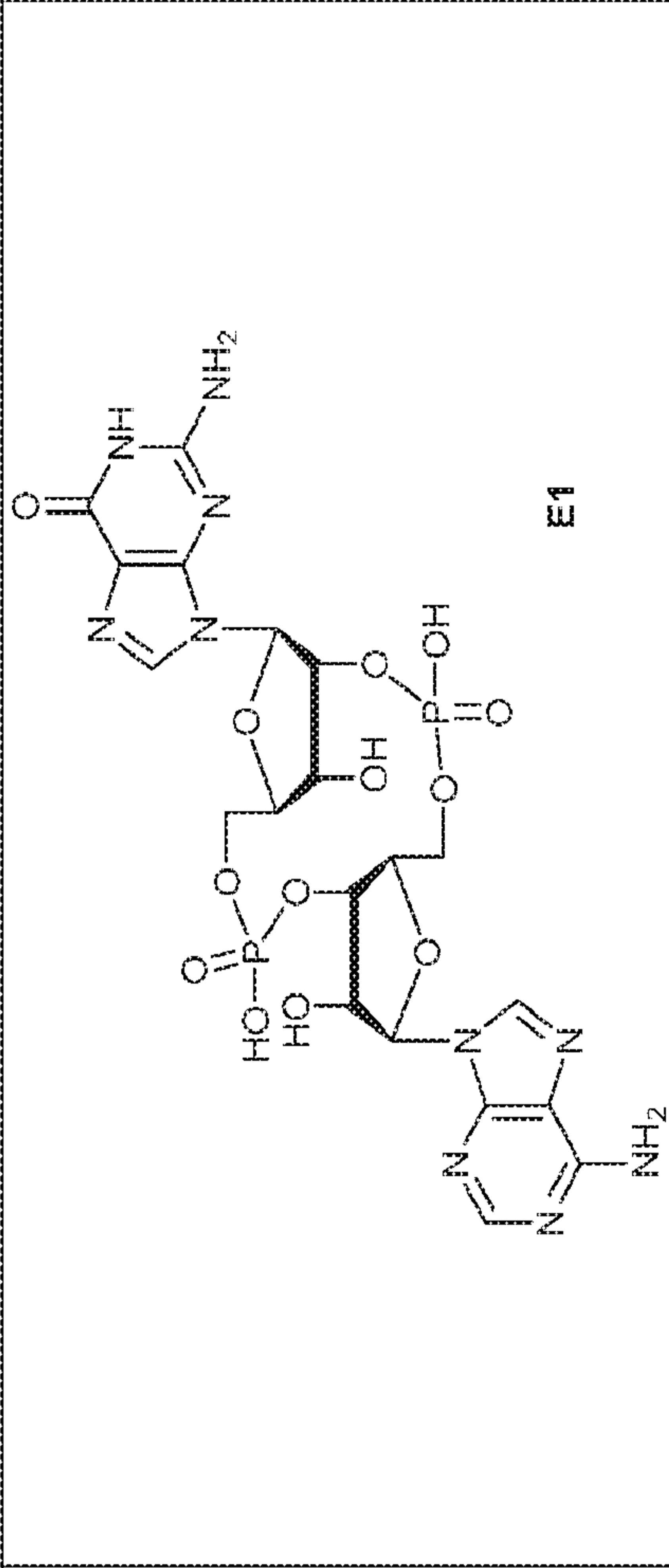
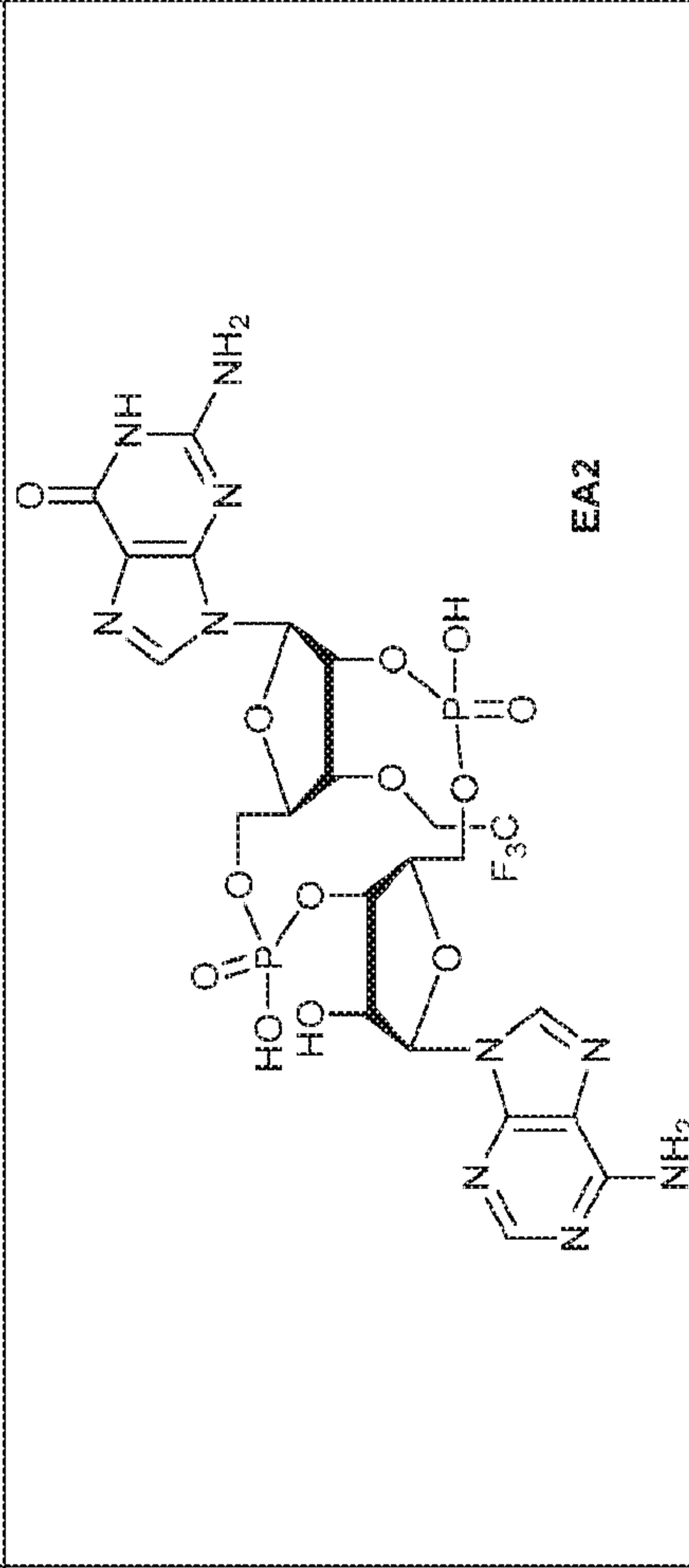
EC14	G7	AC4	<p data-bbox="577 281 619 445">Example E</p>  <p data-bbox="829 534 861 667">isomer 1</p>	<p data-bbox="1123 281 1165 445">Example E</p>  <p data-bbox="1375 534 1407 667">isomer 2</p>
EC15	G7	AC4	<p data-bbox="1123 281 1165 445">Example E</p>  <p data-bbox="1375 534 1407 667">isomer 2</p>	

EC16	GA1	 <p>DMTrO</p> <p>¹⁸F₁₂N</p> <p>OCE</p> <p>AC2</p>	<p>Example A</p> 	Example A
EC17	GC3	AC2	<p>Example E</p>  <p>isomer 1</p>	Example E
EC18	GC3	AC2	<p>Example E</p>  <p>isomer 2</p>	Example E

EC19	G1	 <p>AC5</p>	<p>Example A</p> 	Example A
EC20	G1	 <p>AC6</p>	 <p>isomer 1</p>	Example E

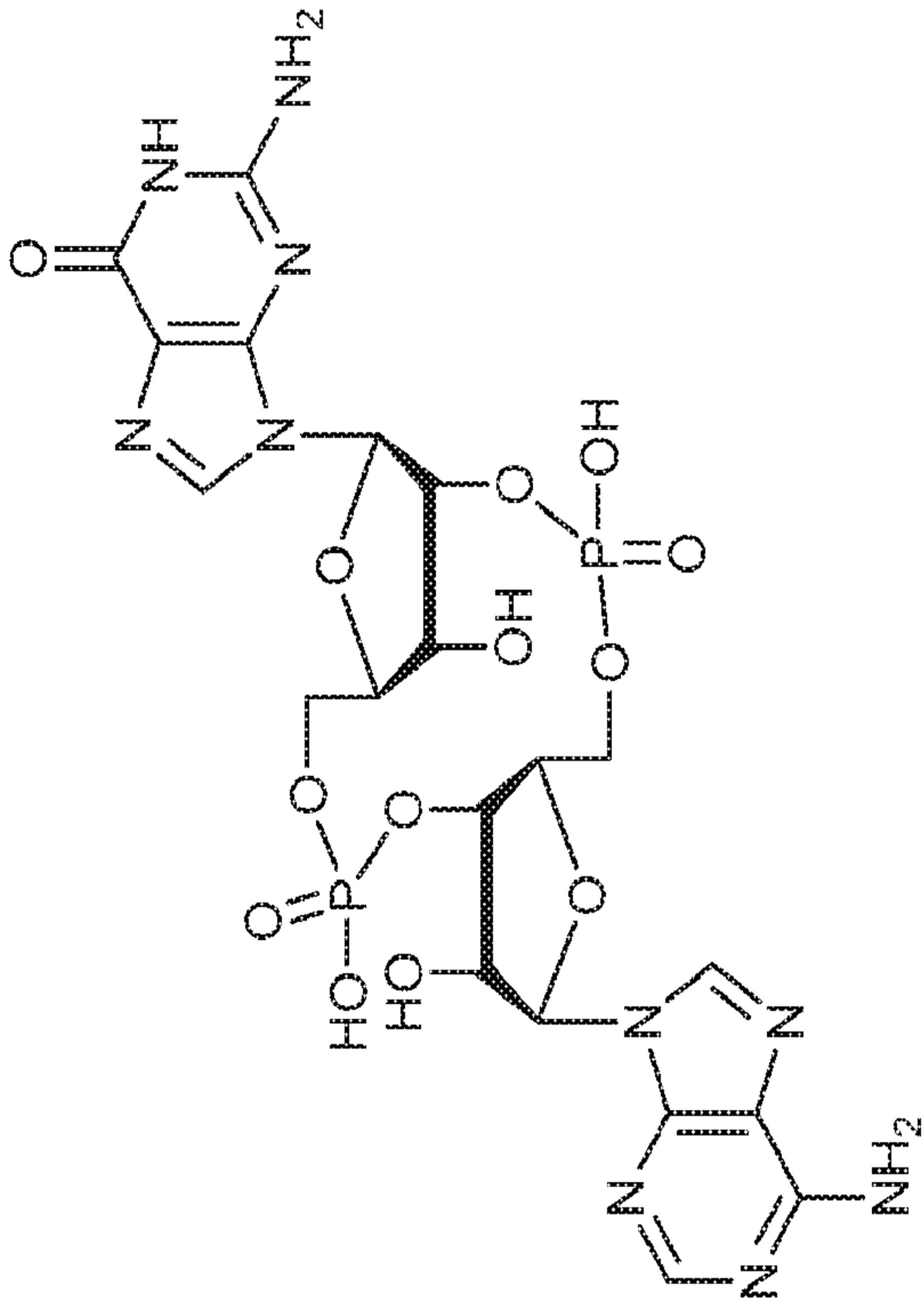
<p>EC21</p>	<p>GC3</p>	<p>AC6</p>	<p>isomer 2</p> 	<p>Example E</p>
<p>EC22</p>		<p>CC1</p>		<p>Example A</p>

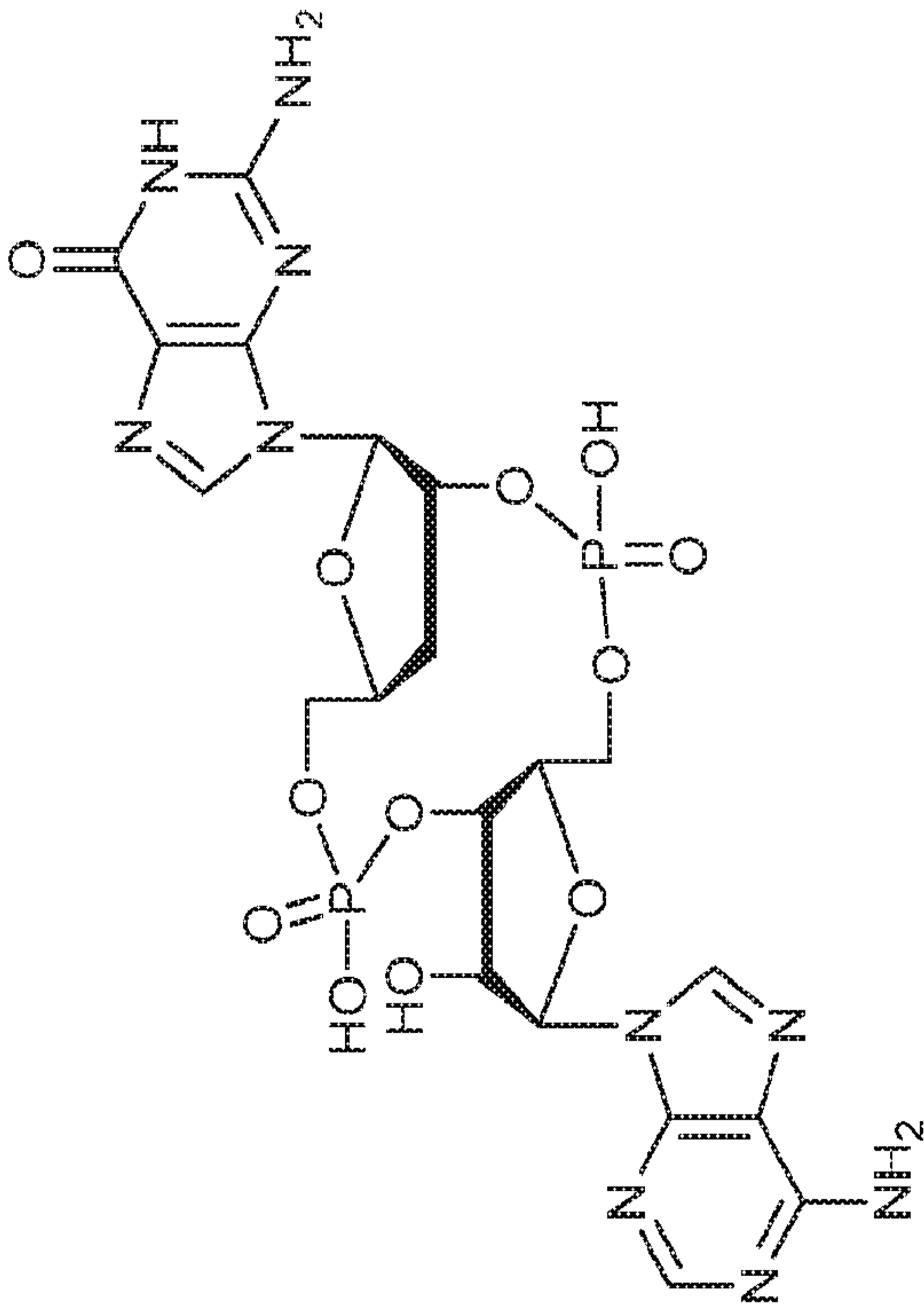
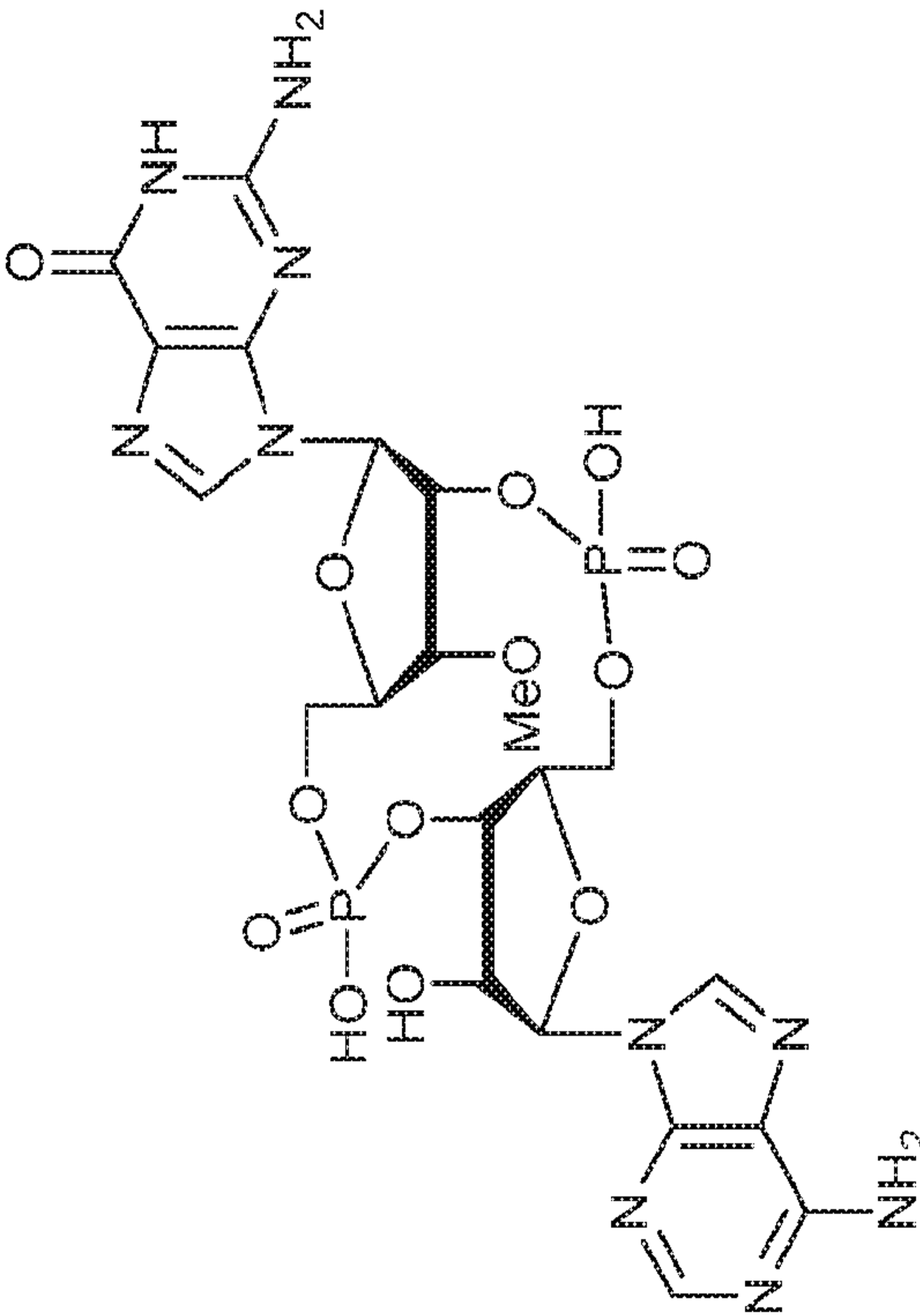
Example A		Example A	
EC23	 <p style="text-align: right;">CC2</p>	A2	 <p style="text-align: right;">GC5</p>
EC24			

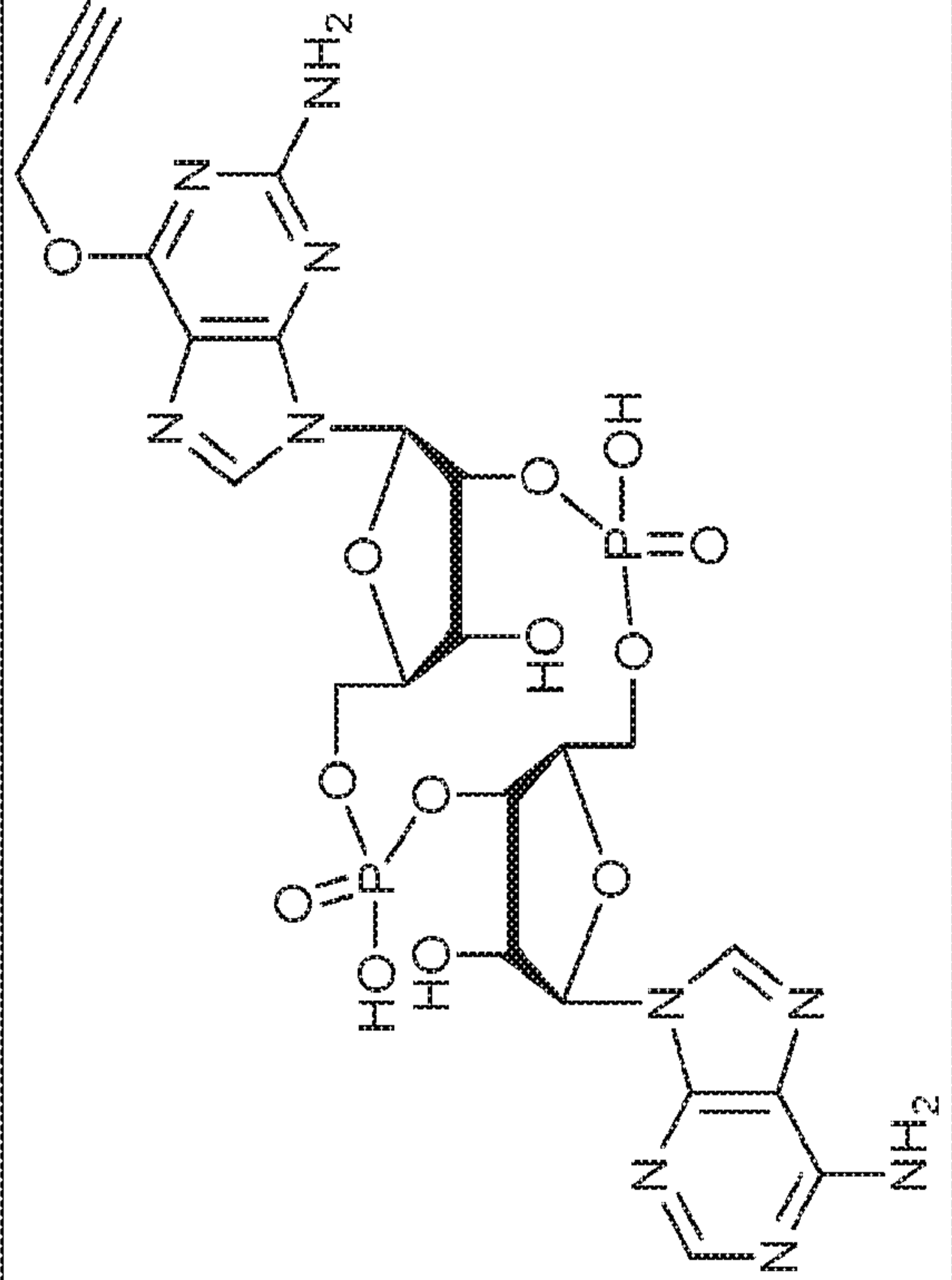
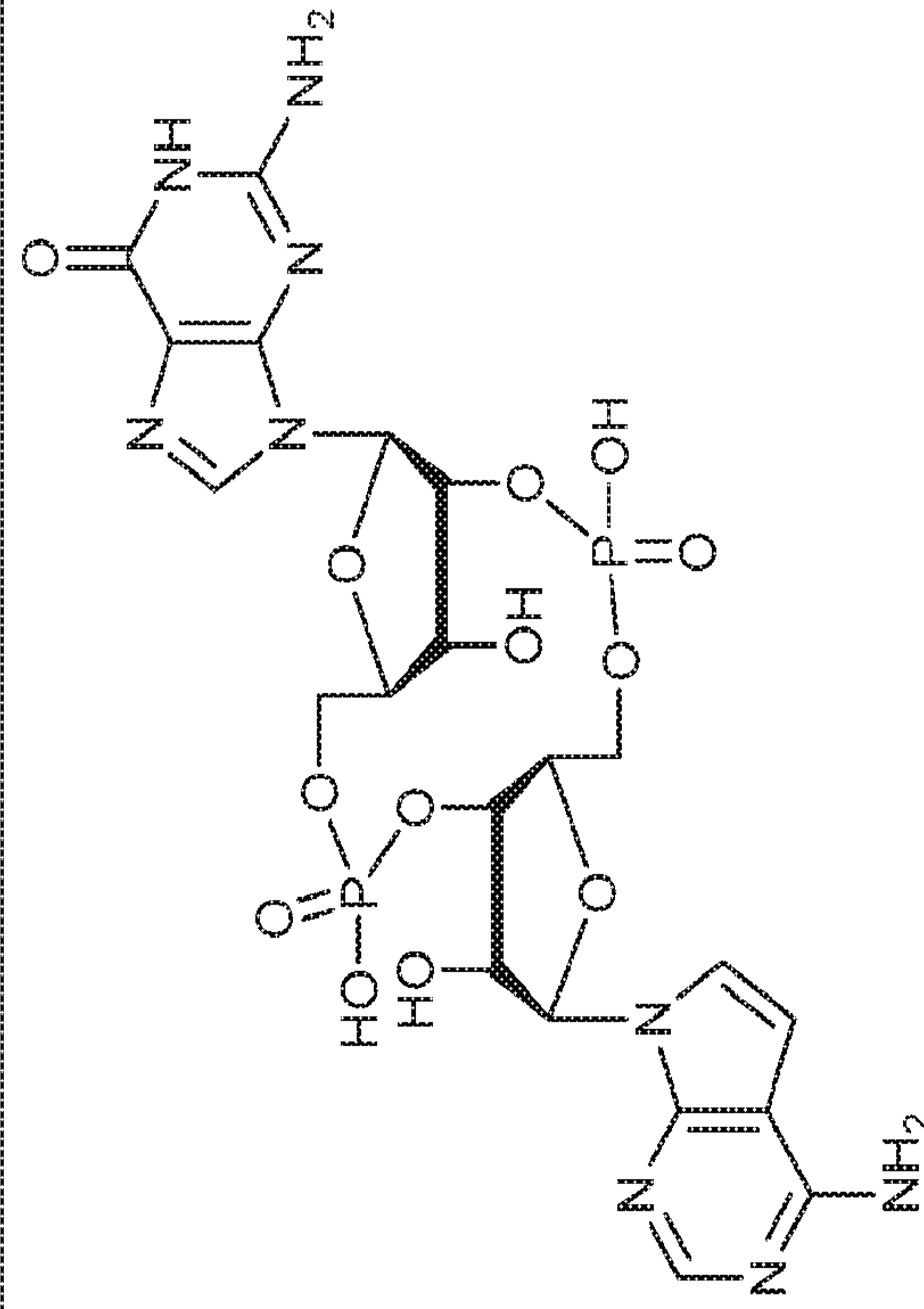
Example F		Example F	
EC25	 <p style="text-align: right;">E1</p>	 <p style="text-align: right;">EA2</p>	
EC25		EC26	

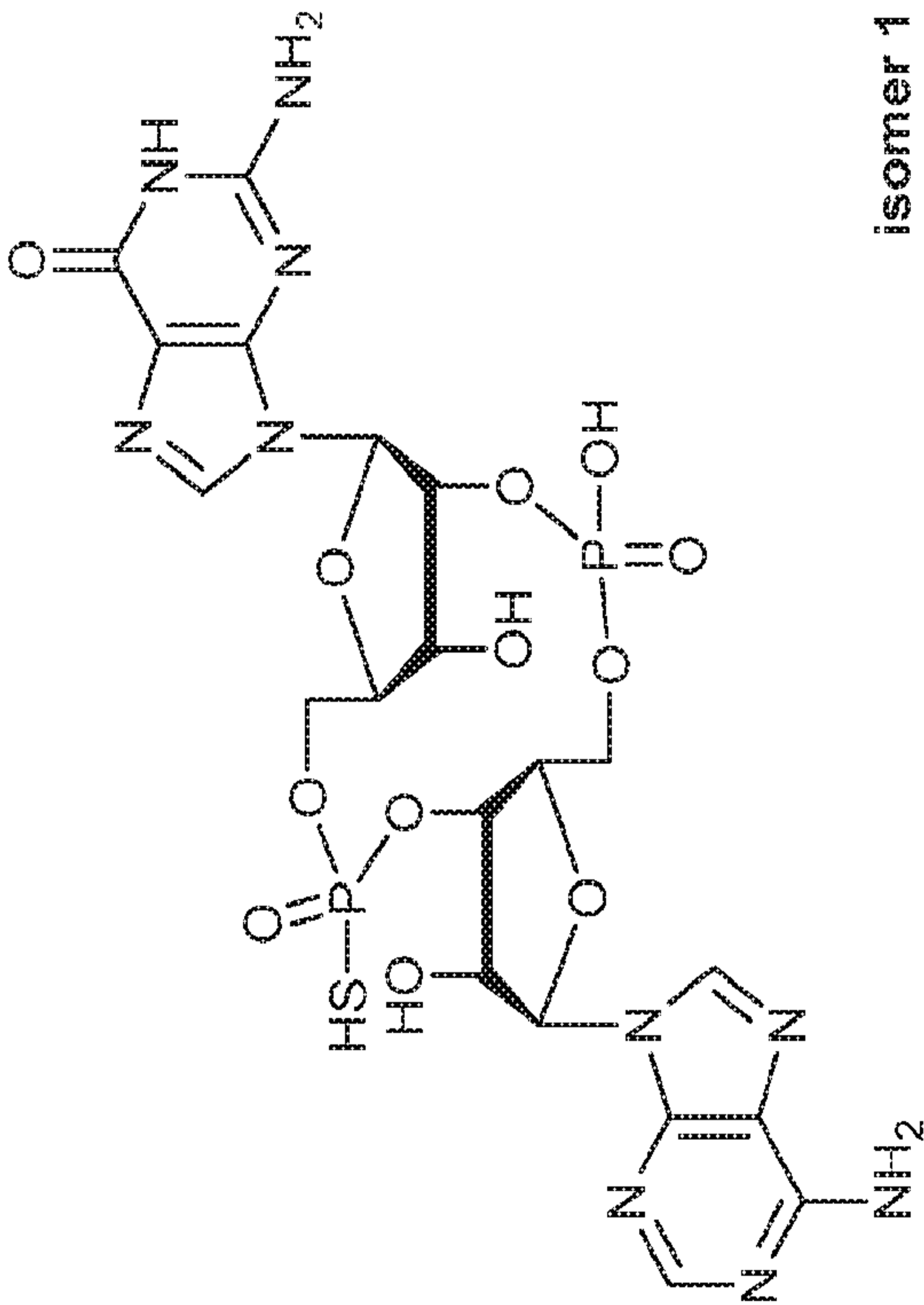
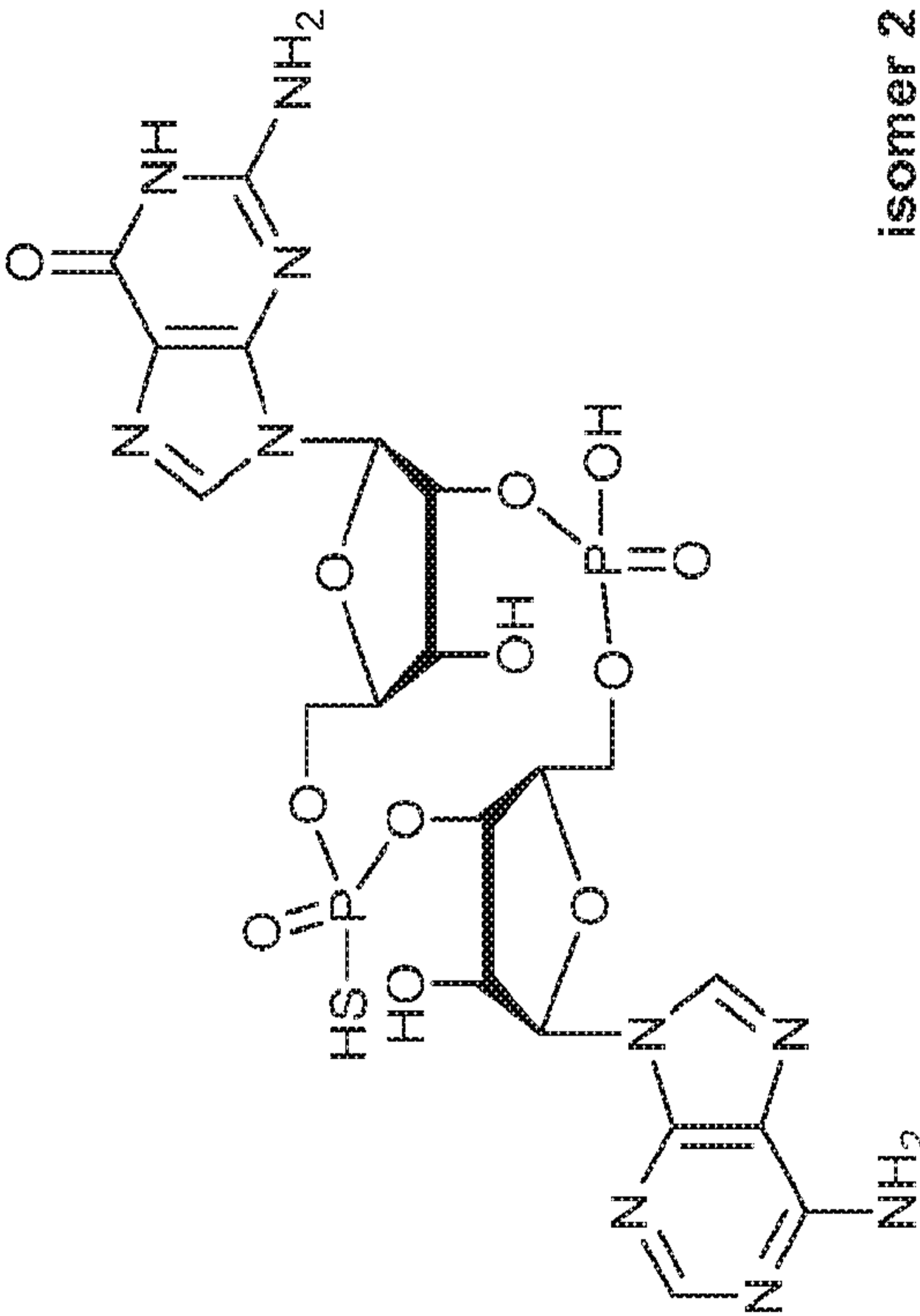
[0336] Selected physical data of the example compounds are summarized below.

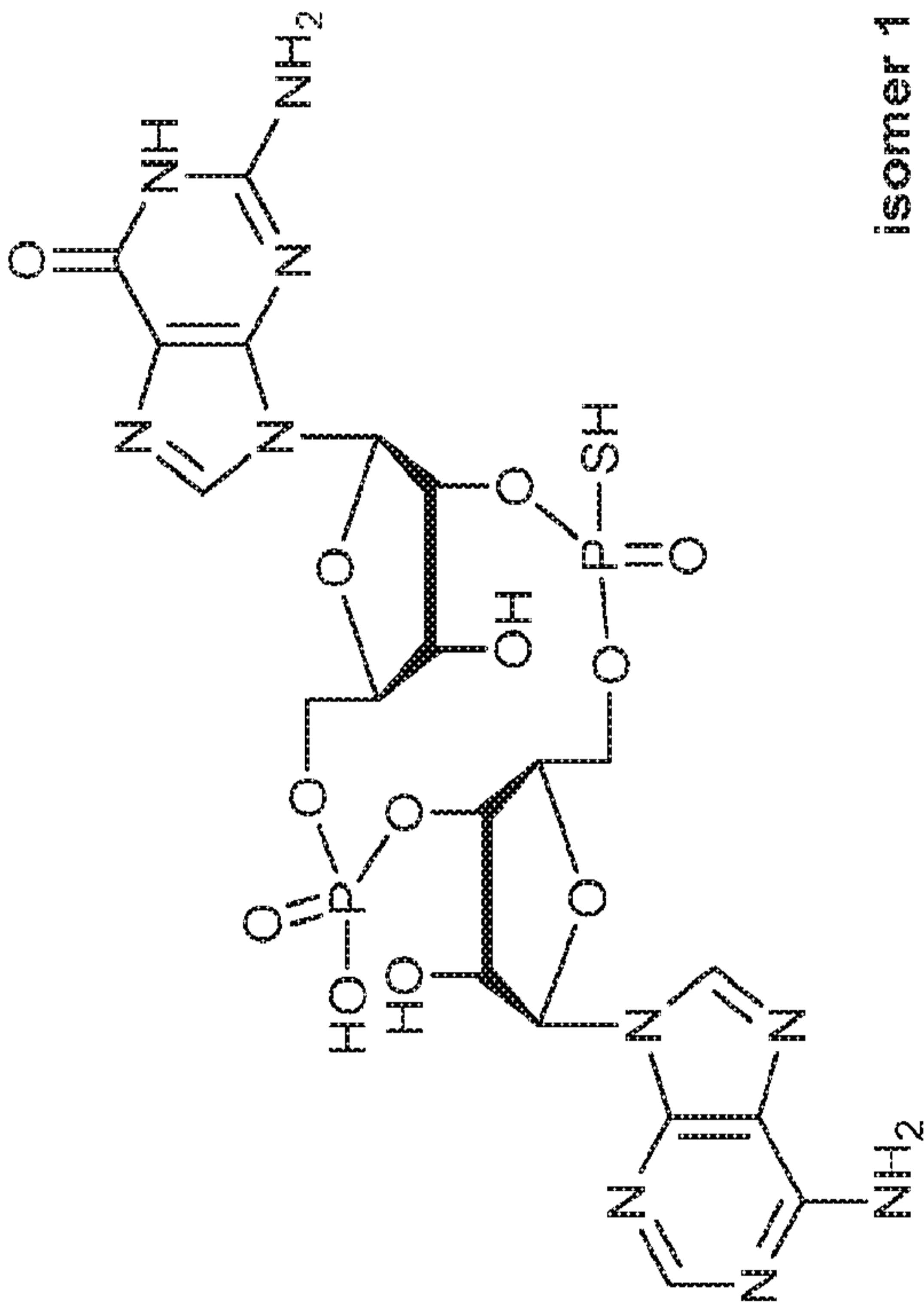
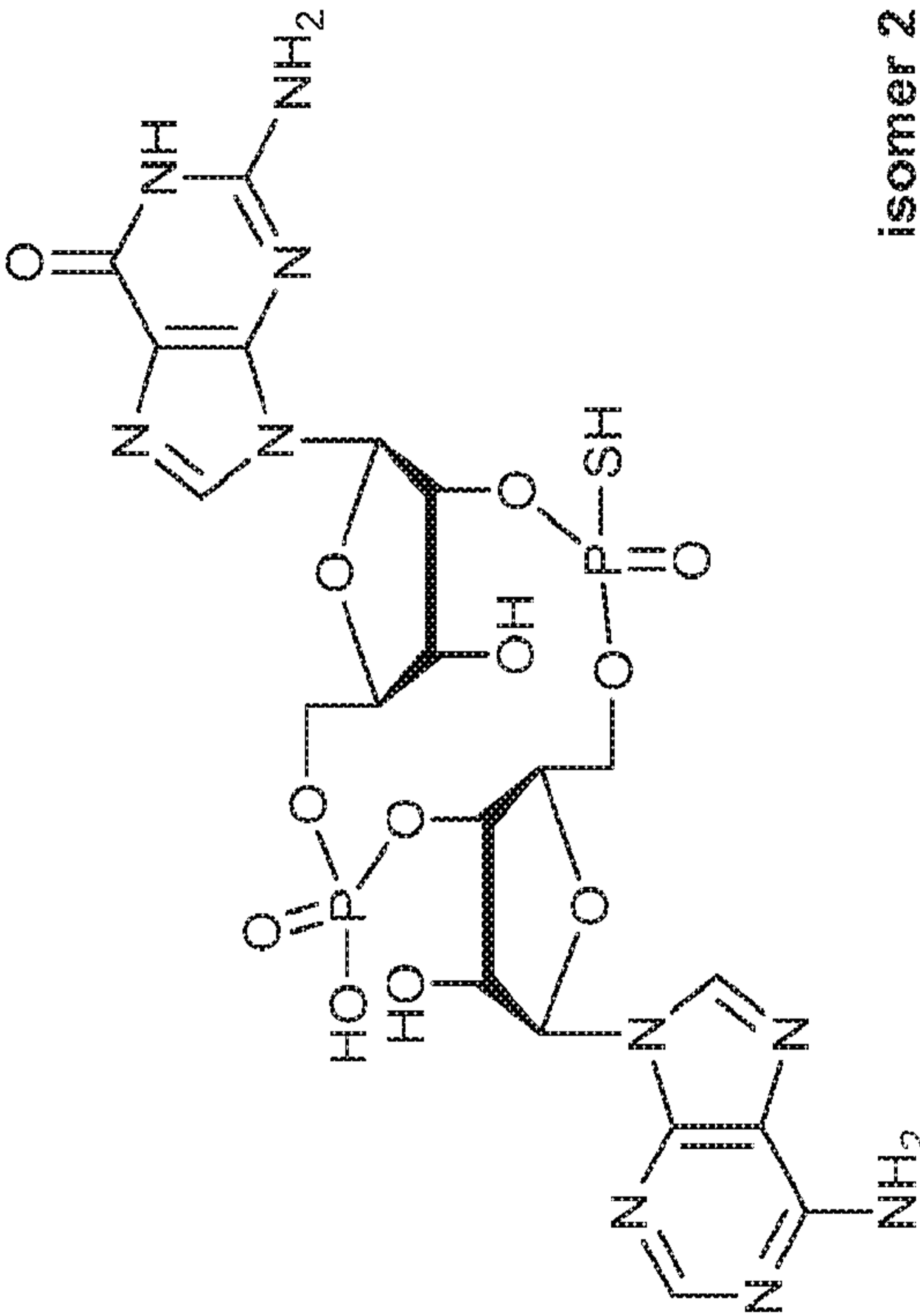
Table 4. Physical data of cyclic dinucleotide and analogs

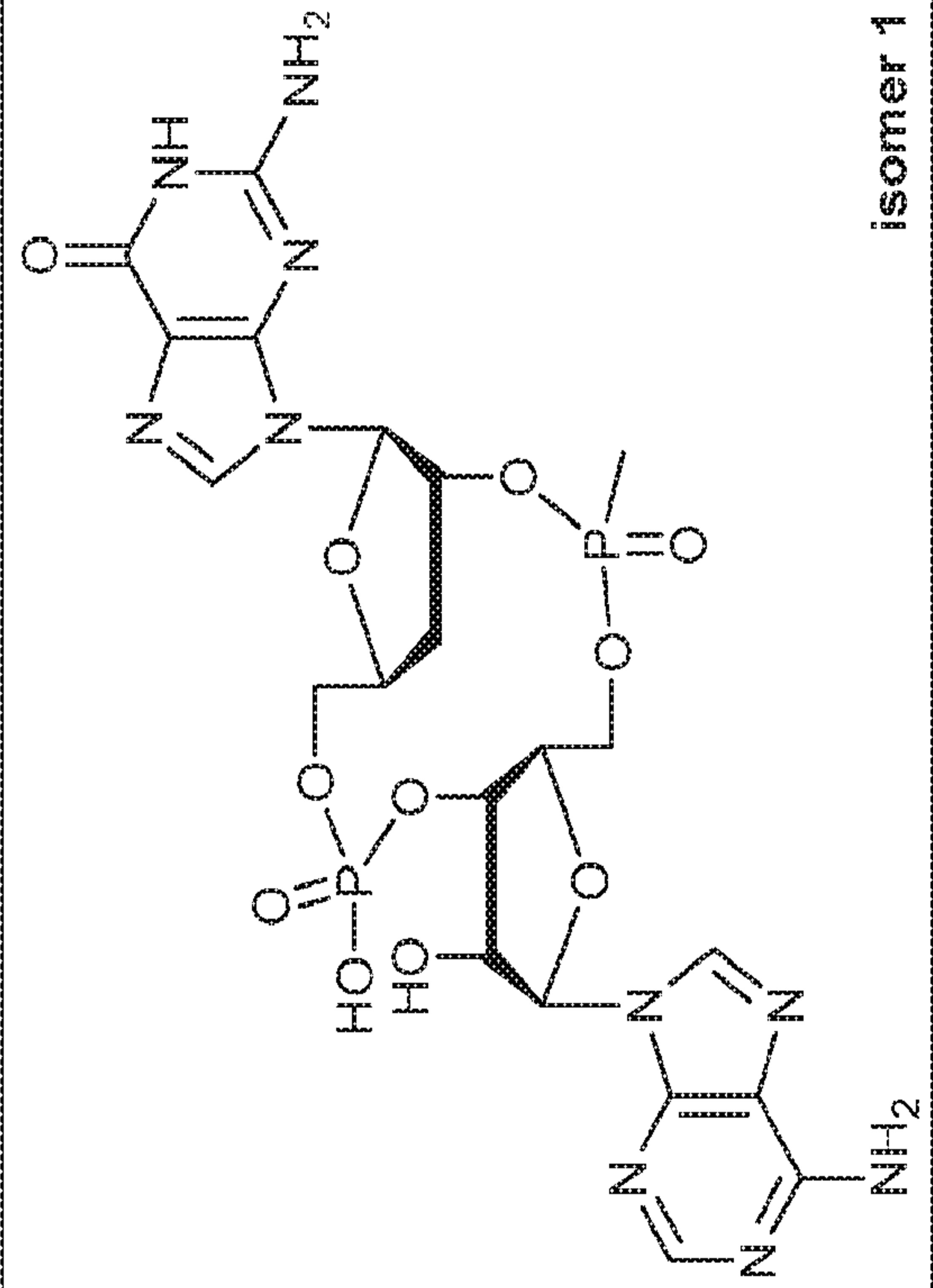
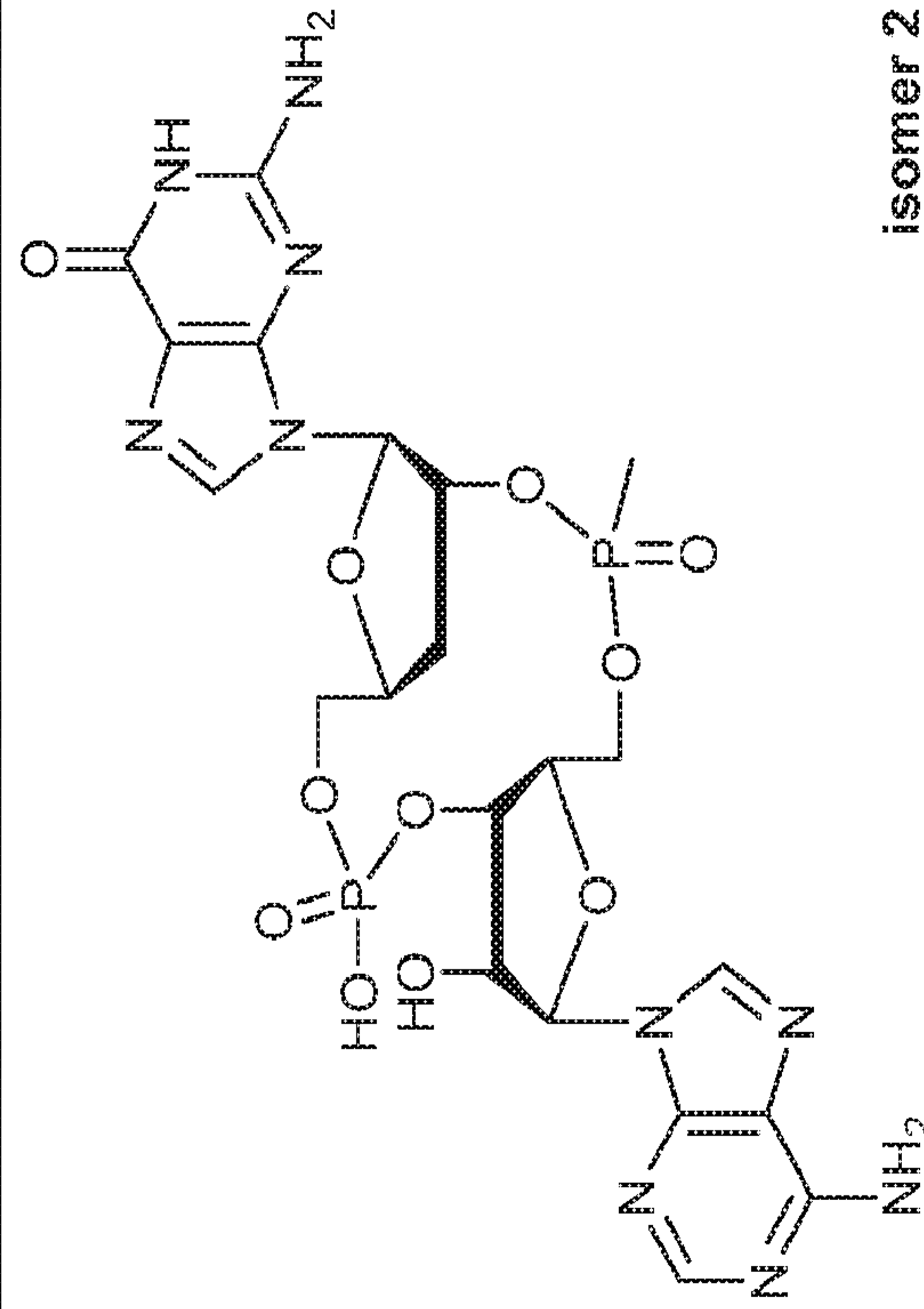
Example	Structure	characteristic ¹ H NMR data δ (ppm)*	³¹ P NMR data δ (ppm)*	MS data <i>m/z</i>
E1		8.58 (s, 1H) 8.56 (s, 1H) 8.16 (s, 1H) 6.45 (s, 1H) 6.22 (d, <i>J</i> = 8.5 Hz, 1H) 5.89 (m, 1H) 5.31 (m, 1H) 50 °C	0.1 -0.9 50 °C	[M+H] ⁺ 675.1

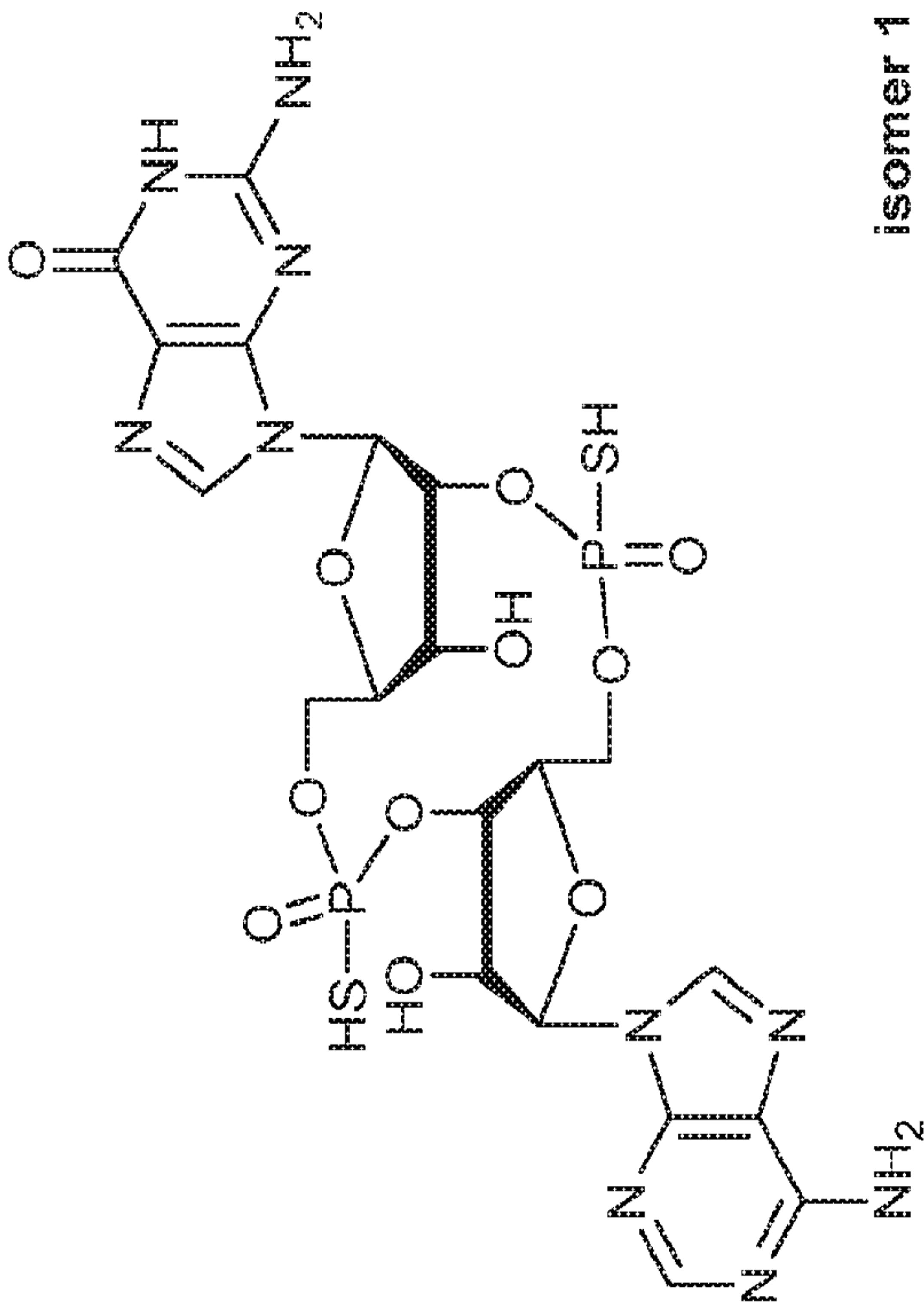
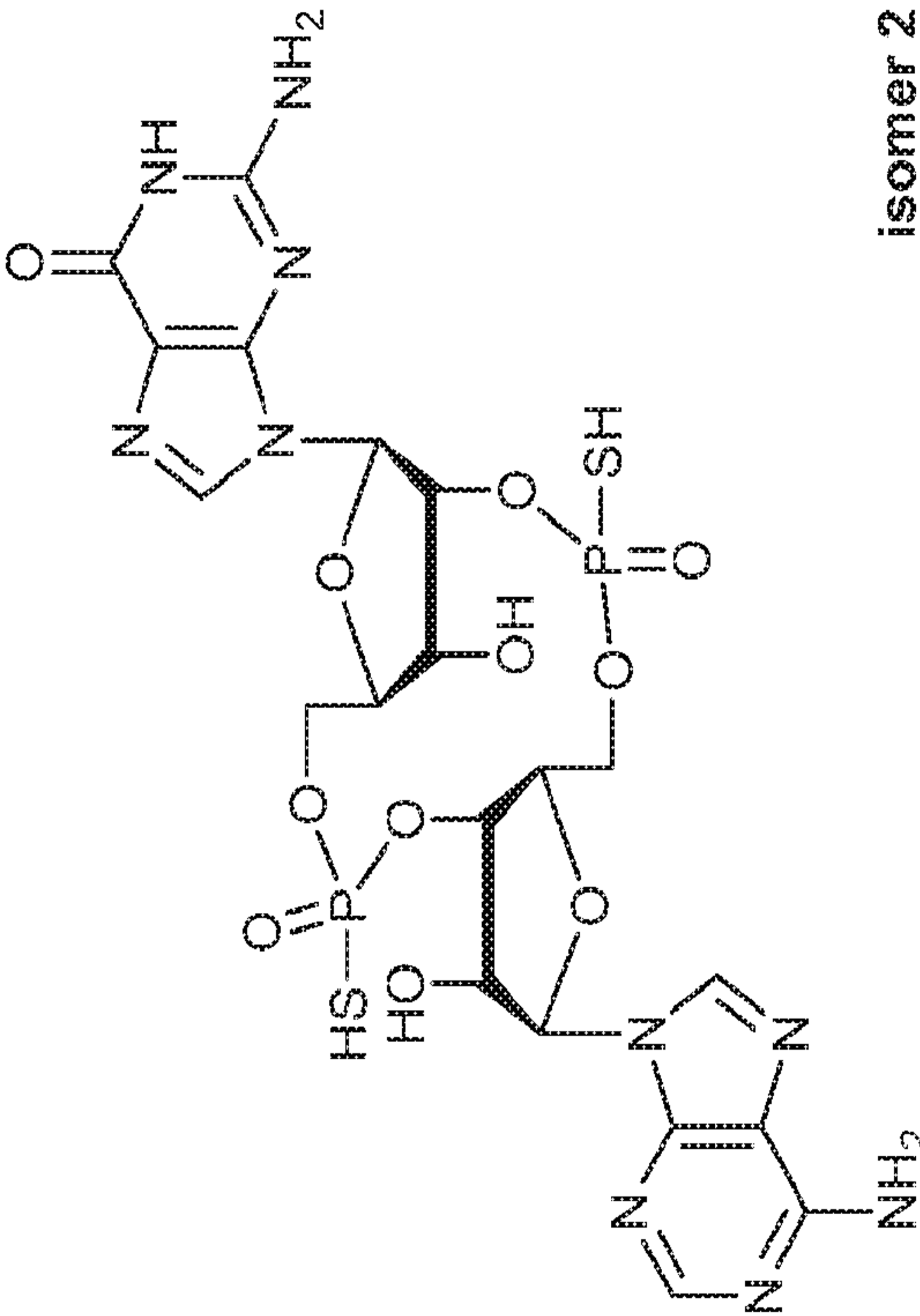
E2				<p>[M+H]⁺ 659.0</p>
E3		<p>8.31 (s, 1H) 8.29 (s, 1H) 7.88 (s, 1H) 6.19 (s, 1H) 5.92 (d, J = 8.7 Hz, 1H) 5.71 (ddd, J = 8.4, 8.3, 4.3 Hz, 1H) 5.09 (ddd, J = 9.8, 6.9, 4.2 Hz, 1H) Na⁺ salt in D₂O</p>	<p>-1.2 -2.5 Na⁺ salt in D₂O</p>	<p>[M-H]⁻ 687.2</p>

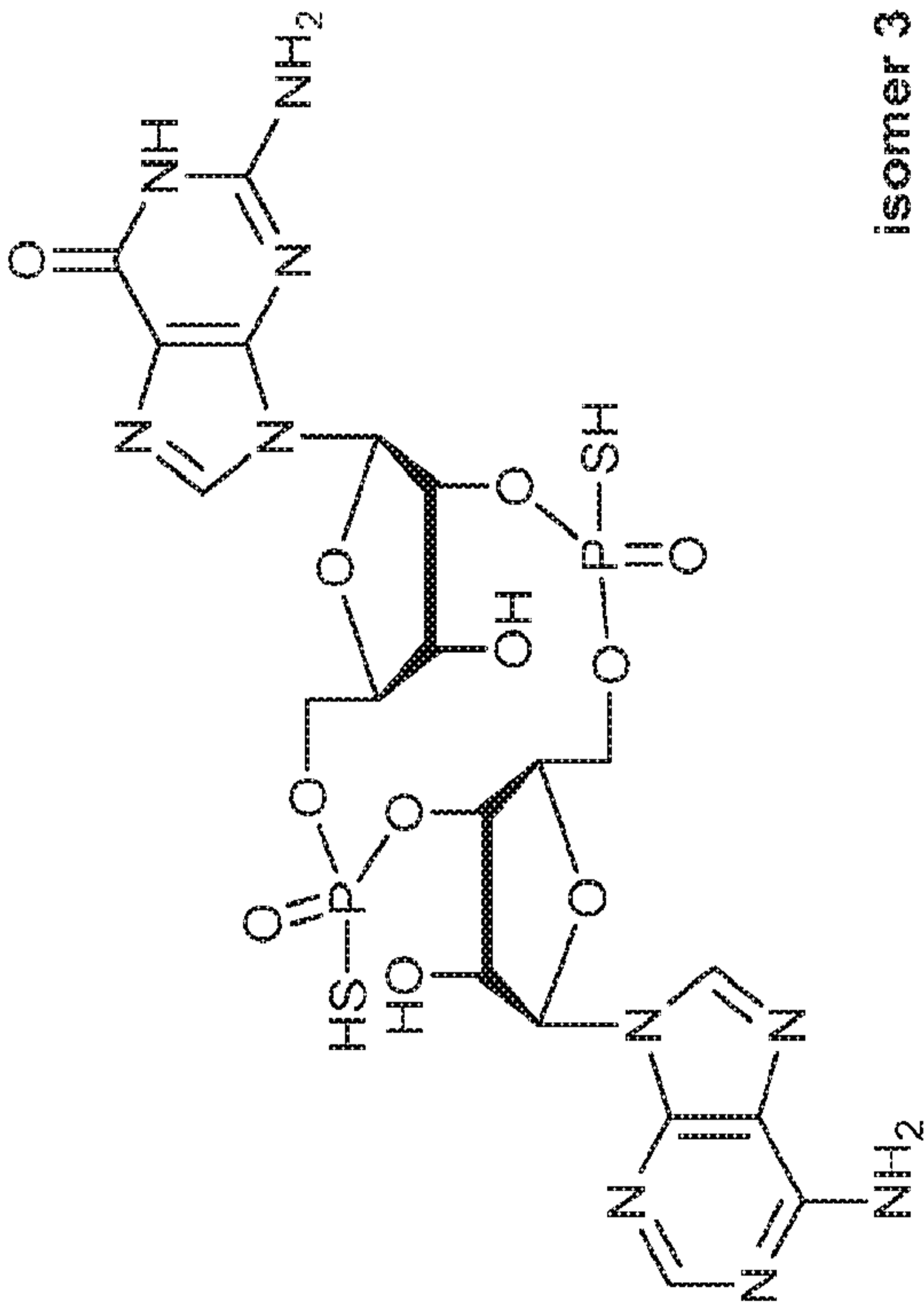
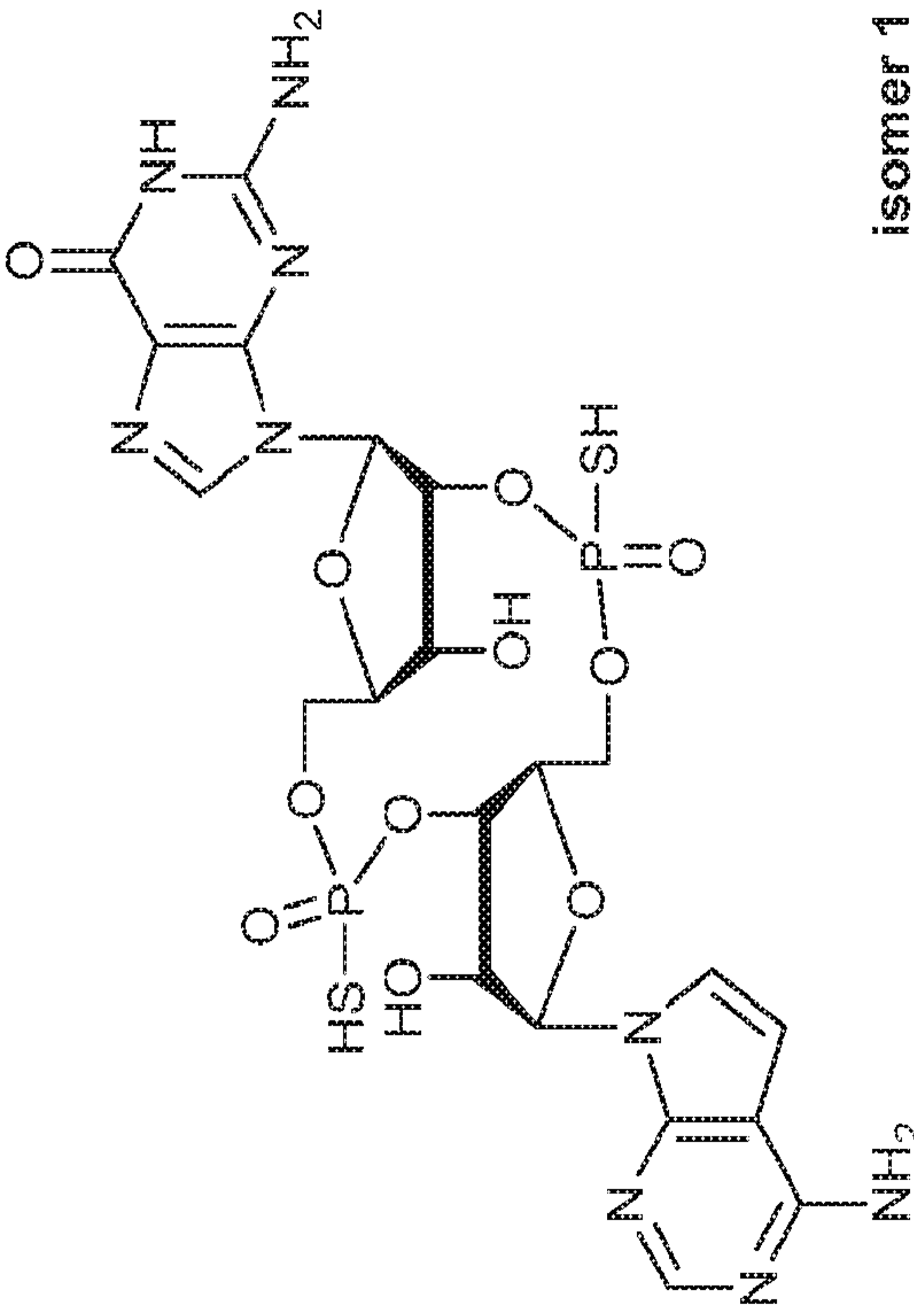
E4		<p>8.24 (s, 1H) 8.18 (s, 1H) 7.97 (s, 1H) 6.10 (d, J = 1.4 Hz, 1H) 5.97 (d, J = 8.4 Hz, 1H) 5.63 (ddd, J = 8.1, 7.9, 4.2 Hz, 1H) 5.09 (m, 1H)</p>	<p>-1.5 -2.4</p>	<p>[M+H]⁺ 673.7</p>
E5		<p>8.20 (s, 1H) 7.95 (s, 1H) 7.47 (d, J = 3.8 Hz, 1H) 6.77 (d, J = 3.8 Hz, 1H) 6.08 (d, J = 4.7 Hz, 1H) 5.80 (d, J = 4.9 Hz, 1H)</p> <p>in D₂O-CH₃CN</p>		<p>[M+H]⁺ 673.7</p>

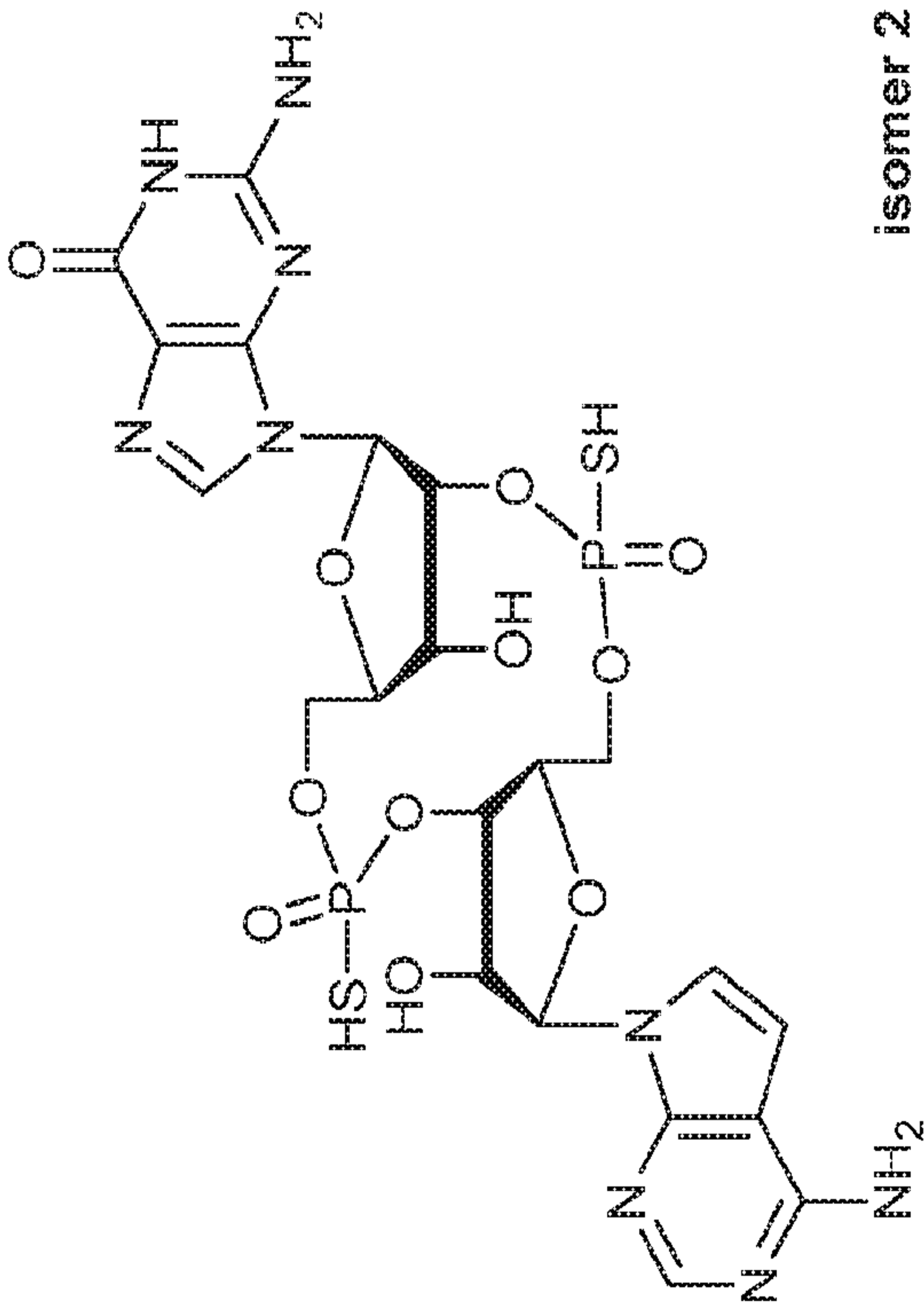
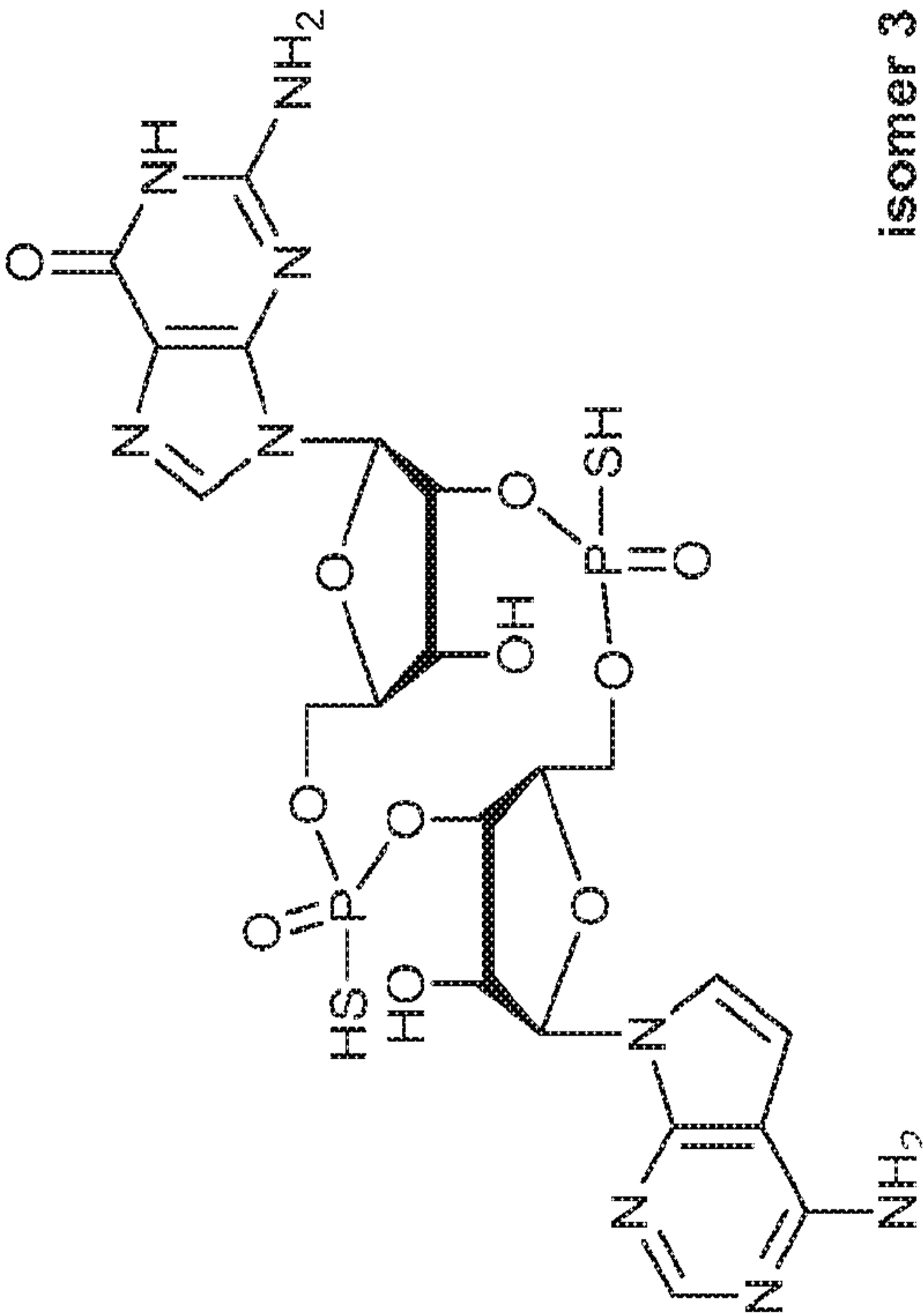
E6	 <p style="text-align: center;">isomer 1</p>	<p>8.25 (s, 1H) 8.23 (s, 1H) 8.02 (s, 1H) 6.18 (s, 1H) 5.96 (d, J = 8.6 Hz, 1H) 5.43 (td, J = 8.1, 3.9 Hz, 1H)</p>	<p>52.4 -2.4</p>	<p>[M+H]⁺ 691.0</p>
E7	 <p style="text-align: center;">isomer 2</p>	<p>8.29 (s, 1H) 8.26 (s, 1H) 7.85 (s, 1H) 6.17 (s, 1H) 5.92 (d, J = 8.5 Hz, 1H) 5.61 (ddd, J = 7.9, 7.9, 4.0 Hz, 1H) 5.20 (ddd, J = 8.8, 8.8, 4.1 Hz, 1H)</p>	<p>55.1 -2.5</p>	<p>[M+H]⁺ 691.0</p>

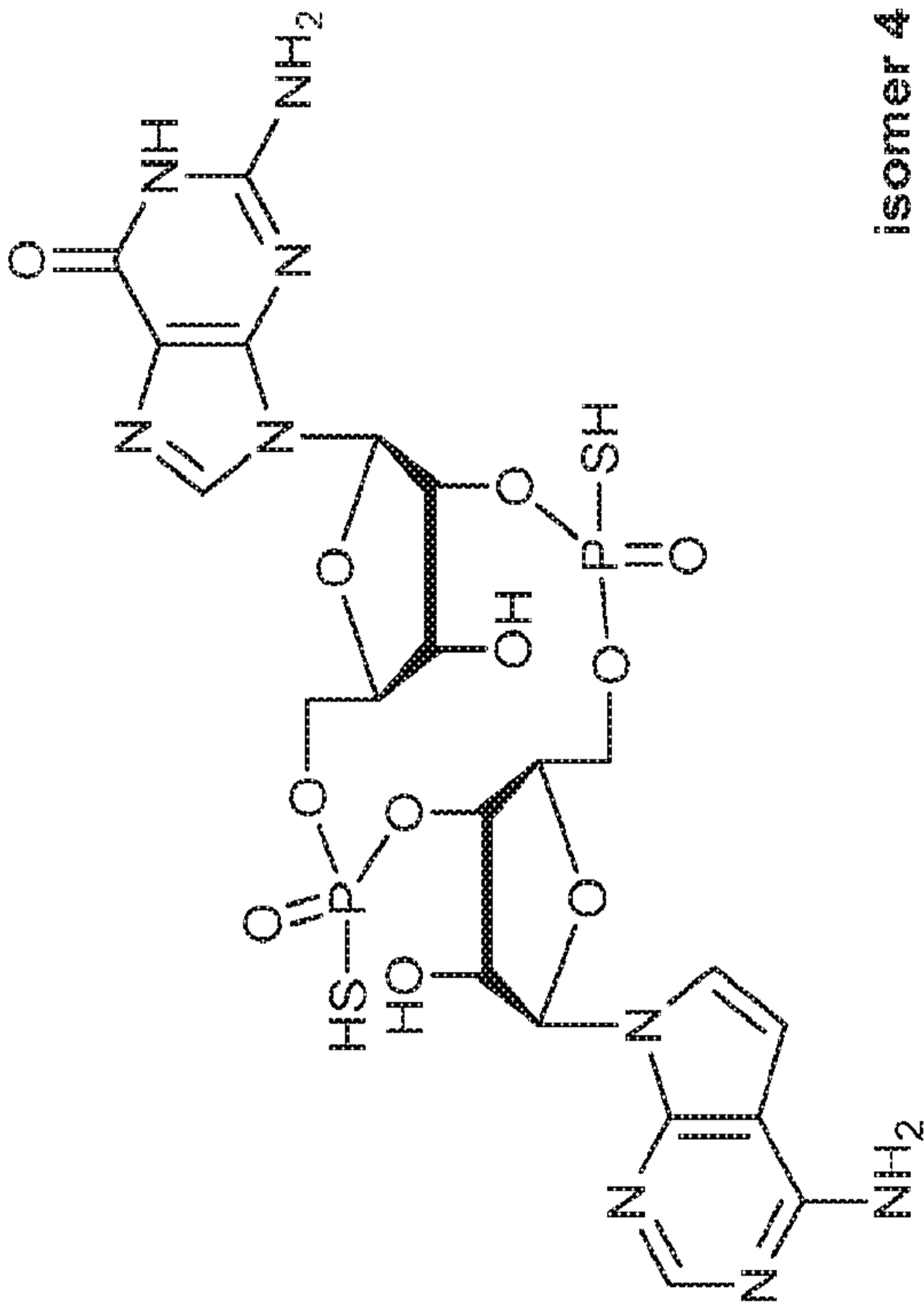
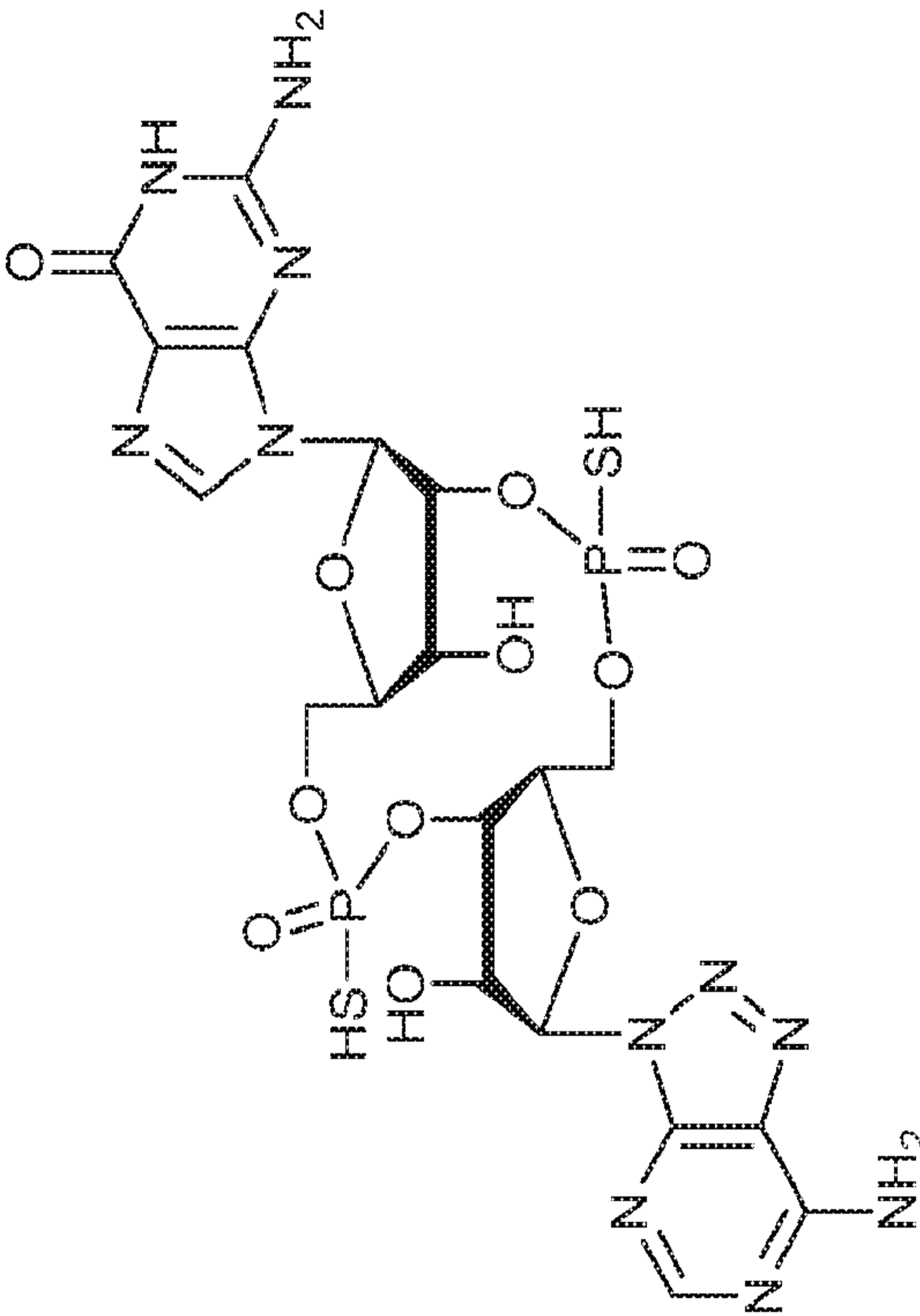
E8	 <p style="text-align: center;">isomer 1</p>	<p style="text-align: center;">8.59 (s, 1H) 8.18 (s, 1H) 8.01 (s, 1H) 6.18 (s, 1H) 5.98 (s, 1H)</p>	<p style="text-align: center;">55.1 -1.5</p>	<p style="text-align: center;">[M+H]⁺ 691.0</p>
E9	 <p style="text-align: center;">isomer 2</p>	<p style="text-align: center;">8.35 (s, 1H) 8.13 (s, 1H) 7.95 (s, 1H) 6.12 (s, 1H) 5.92 (s, 1H)</p>	<p style="text-align: center;">54.4 -1.6</p>	<p style="text-align: center;">[M+H]⁺ 691.0</p>

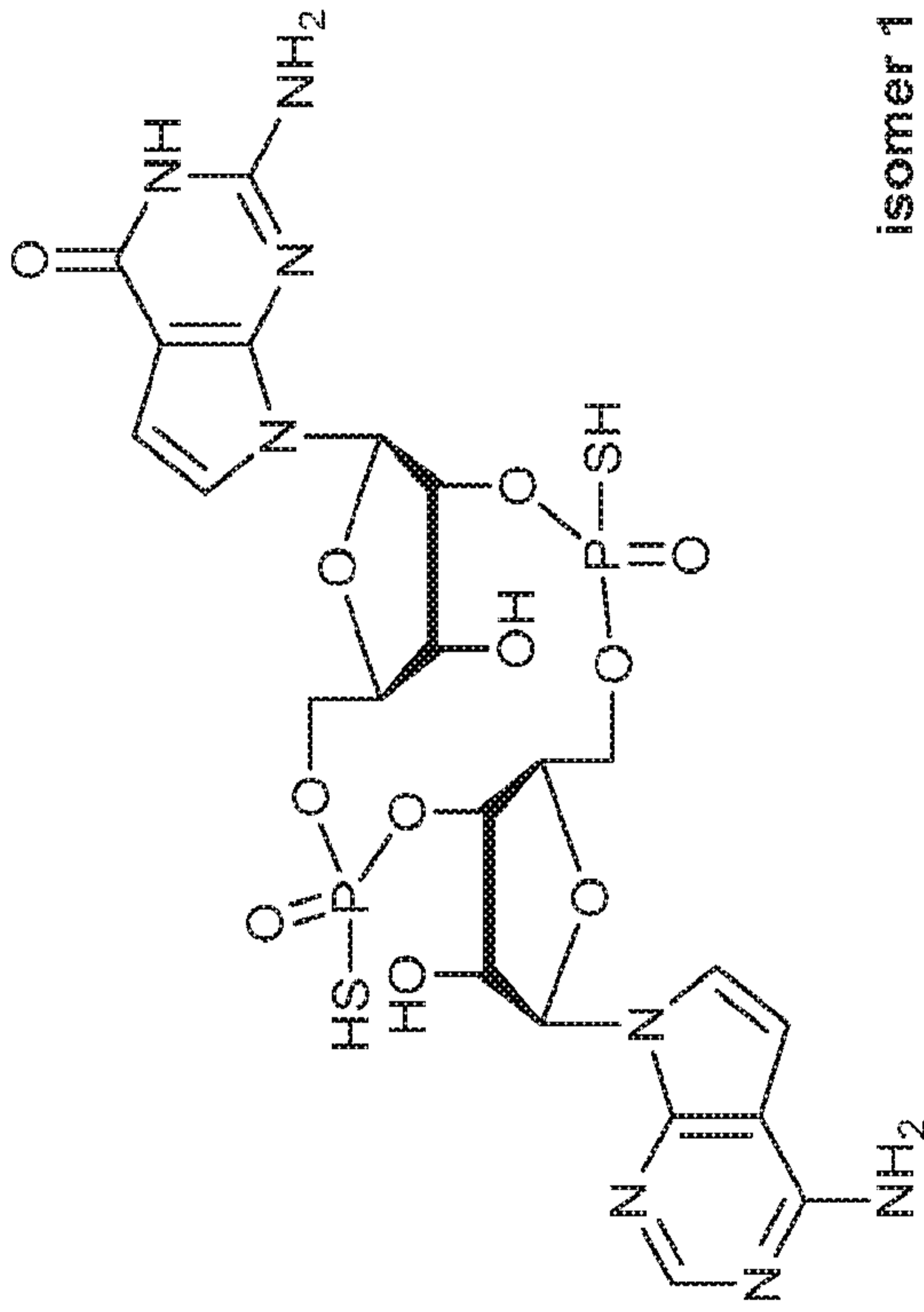
E10	 <p style="text-align: center;">isomer 1</p>	<p>8.19 (s, 1H) 8.10 (s, 1H) 7.83 (s, 1H) 6.00 (d, J = 3.7 Hz, 1H) 5.84 (d, J = 5.0 Hz, 1H)</p>	<p>33.8 -0.4</p>	<p>[M+H]⁺ 657.2</p>
E11	 <p style="text-align: center;">isomer 2</p>	<p>8.08 (s, 1H) 8.01 (s, 1H) 7.85 (s, 1H) 6.00 (1H) 5.76 (1H)</p>	<p>32.1 -0.3</p>	<p>[M+H]⁺ 657.2</p>

<p style="text-align: center;">$[M+H]^+$ 707.0</p>	<p style="text-align: center;">$[M+H]^+$ 707.0</p>
<p style="text-align: center;">  isomer 1 </p>	<p style="text-align: center;">  isomer 2 </p>
<p style="text-align: center;">E12</p>	<p style="text-align: center;">E13</p>

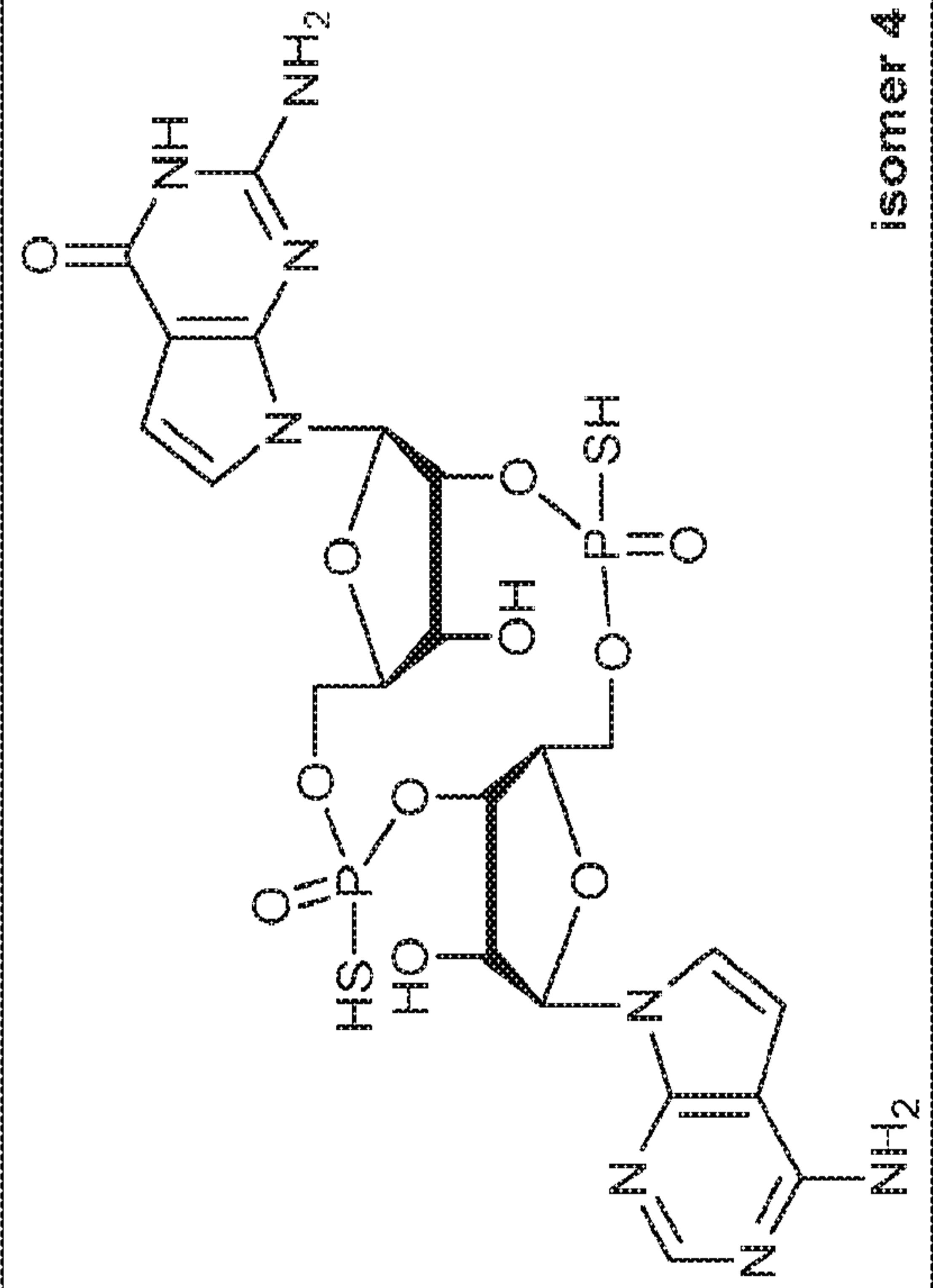
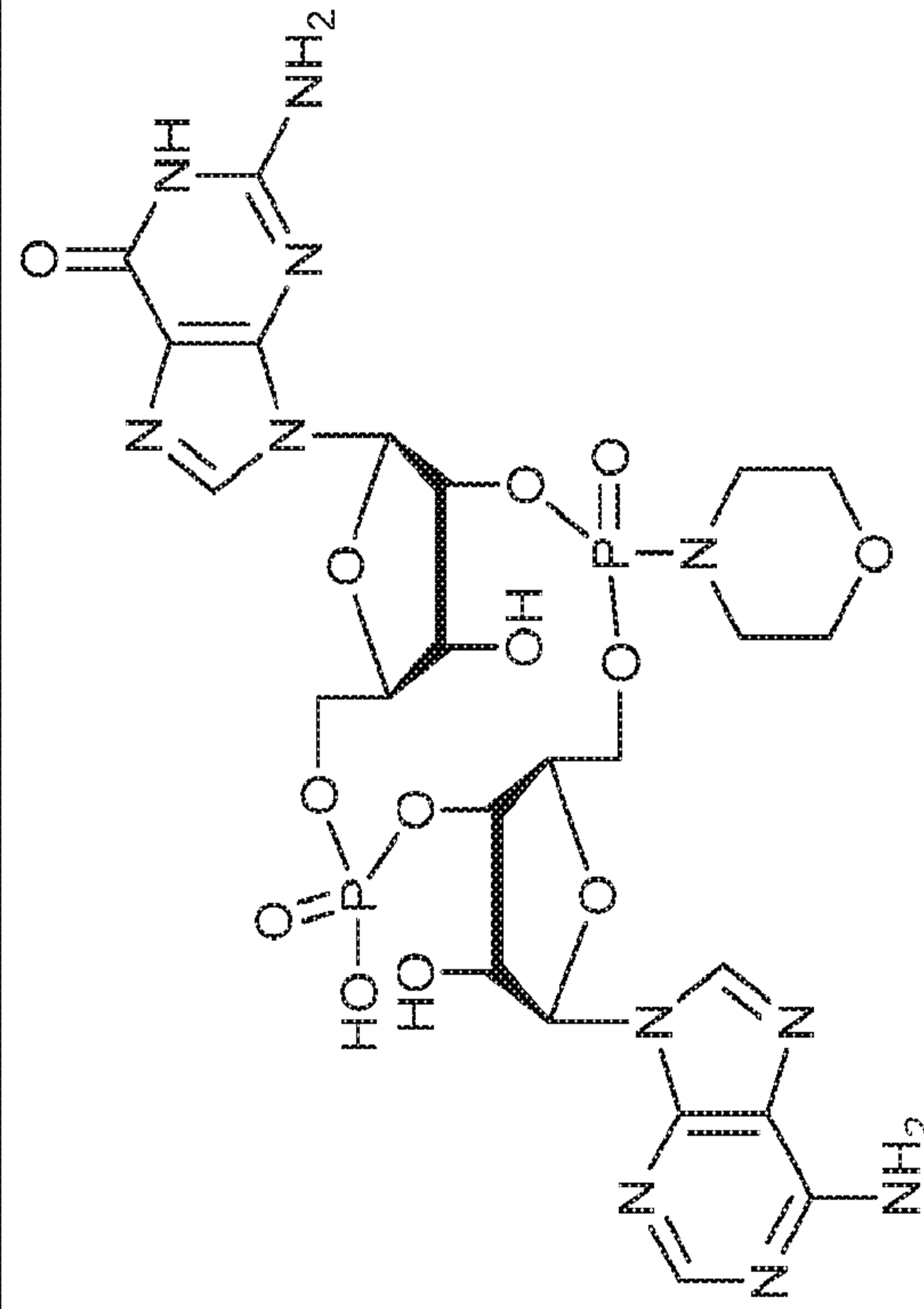
<p style="text-align: center;">E14</p>	 <p style="text-align: center;">isomer 3</p>	<p style="text-align: center;">$[M+H]^+$ 707.0</p>
<p style="text-align: center;">E15</p>	 <p style="text-align: center;">isomer 1</p>	<p style="text-align: center;">$\frac{[M+2H]^{2+}}{2}$ 354.0</p>

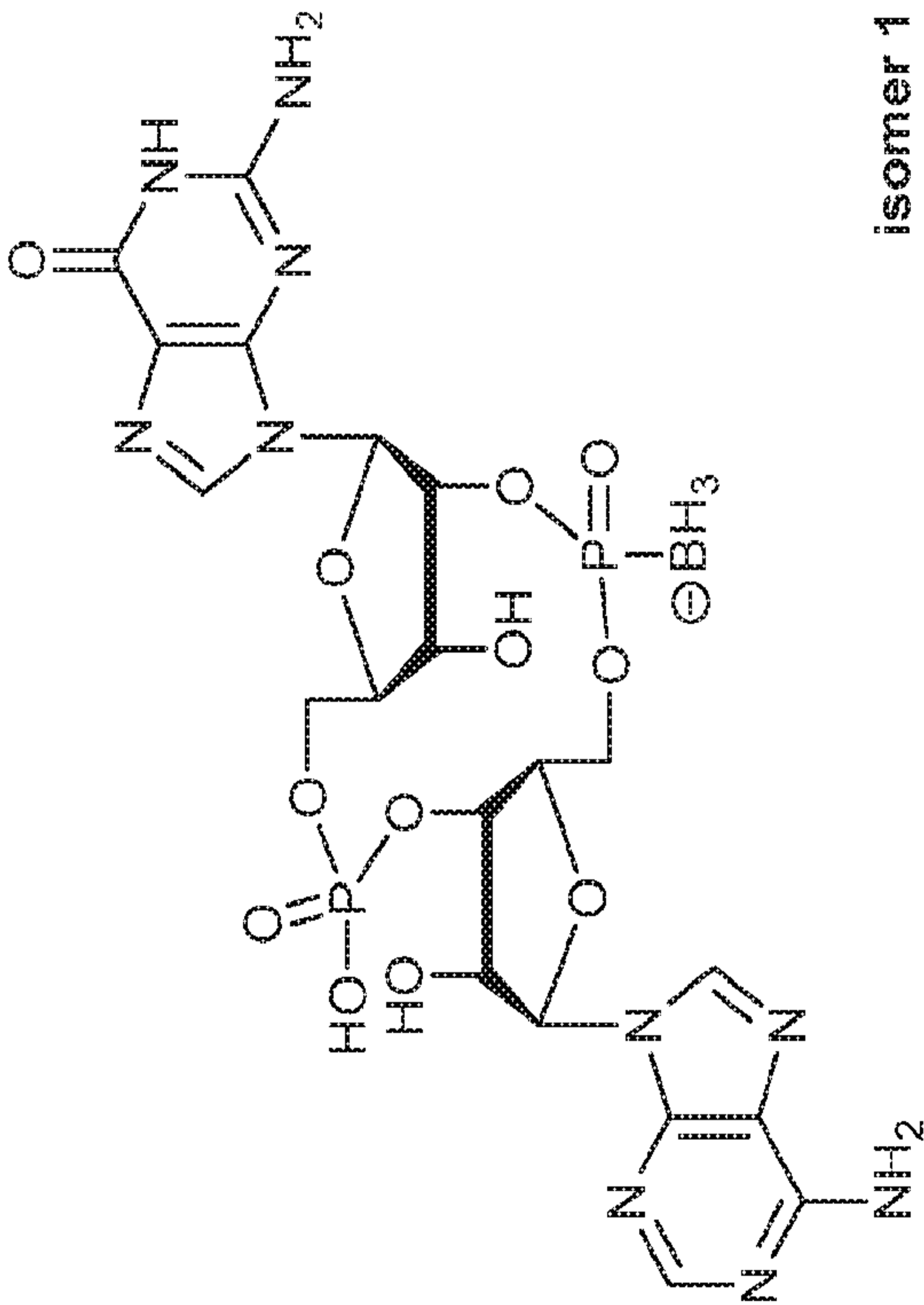
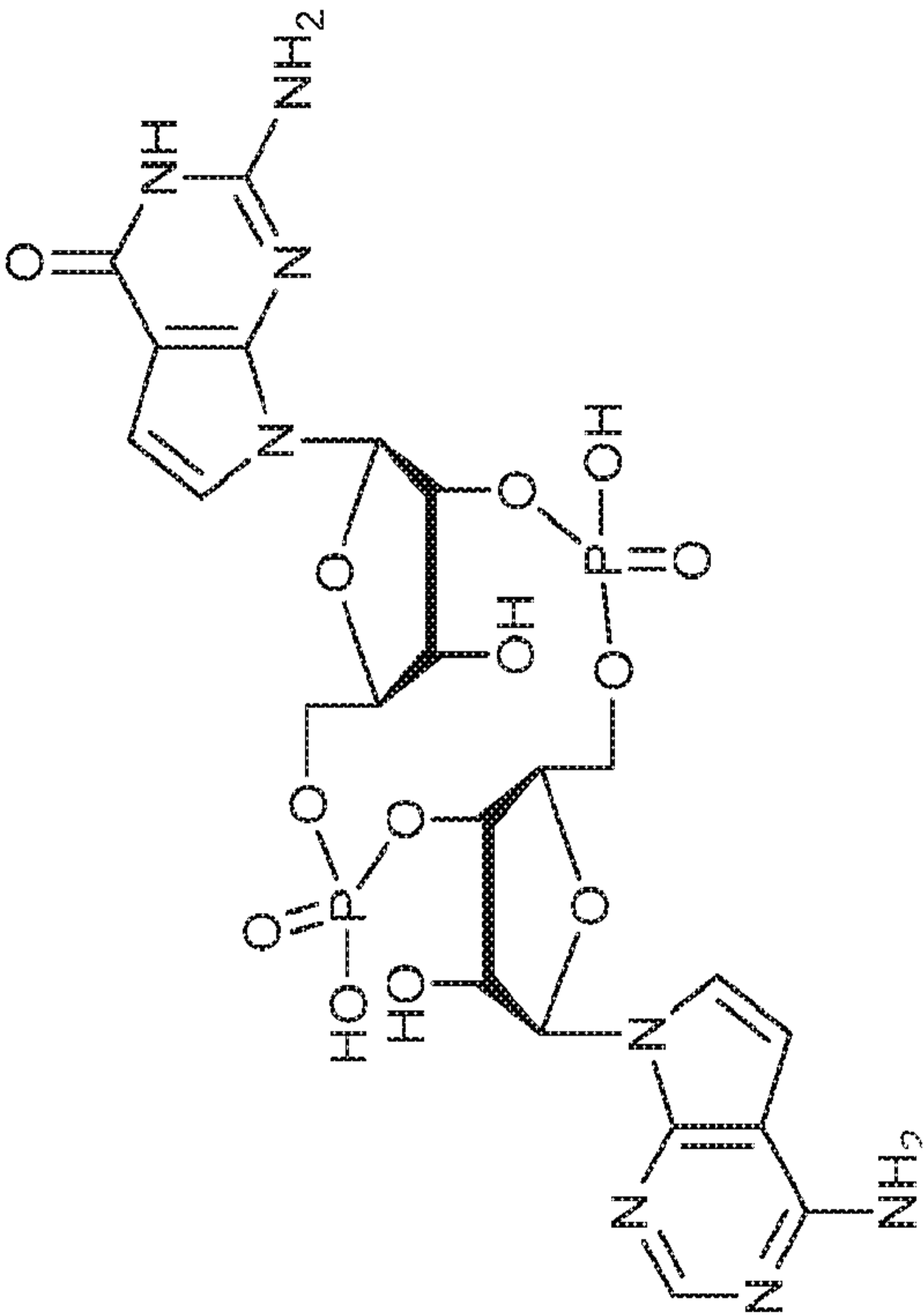
<p style="text-align: center;">E16</p>	 <p style="text-align: center;">isomer 2</p>	<p>8.06 (s, 1H) 8.03 (s, 1H) 7.23 (d, J = 3.7 Hz, 1H) 6.59 (d, J = 3.7 Hz, 1H) 6.10 (d, J = 6.4 Hz, 1H) 5.87 (d, J = 8.5 Hz, 1H) 5.26 (ddd, J = 8.5, 6.8, 4.2 Hz, 1H) 5.06 (ddd, J = 8.0, 4.7, 2.8 Hz, 1H)</p> <p style="text-align: center;">in DMSO-d₆</p>	<p>57.9 51.7</p> <p style="text-align: center;">in DMSO-d₆</p>	<p>[M+H]⁺ 706.1</p>
<p style="text-align: center;">E17</p>	 <p style="text-align: center;">isomer 3</p>	<p style="text-align: center;">in DMSO-d₆</p>	<p>[M+H]⁺ 706.1</p>	<p>[M+H]⁺ 706.1</p>

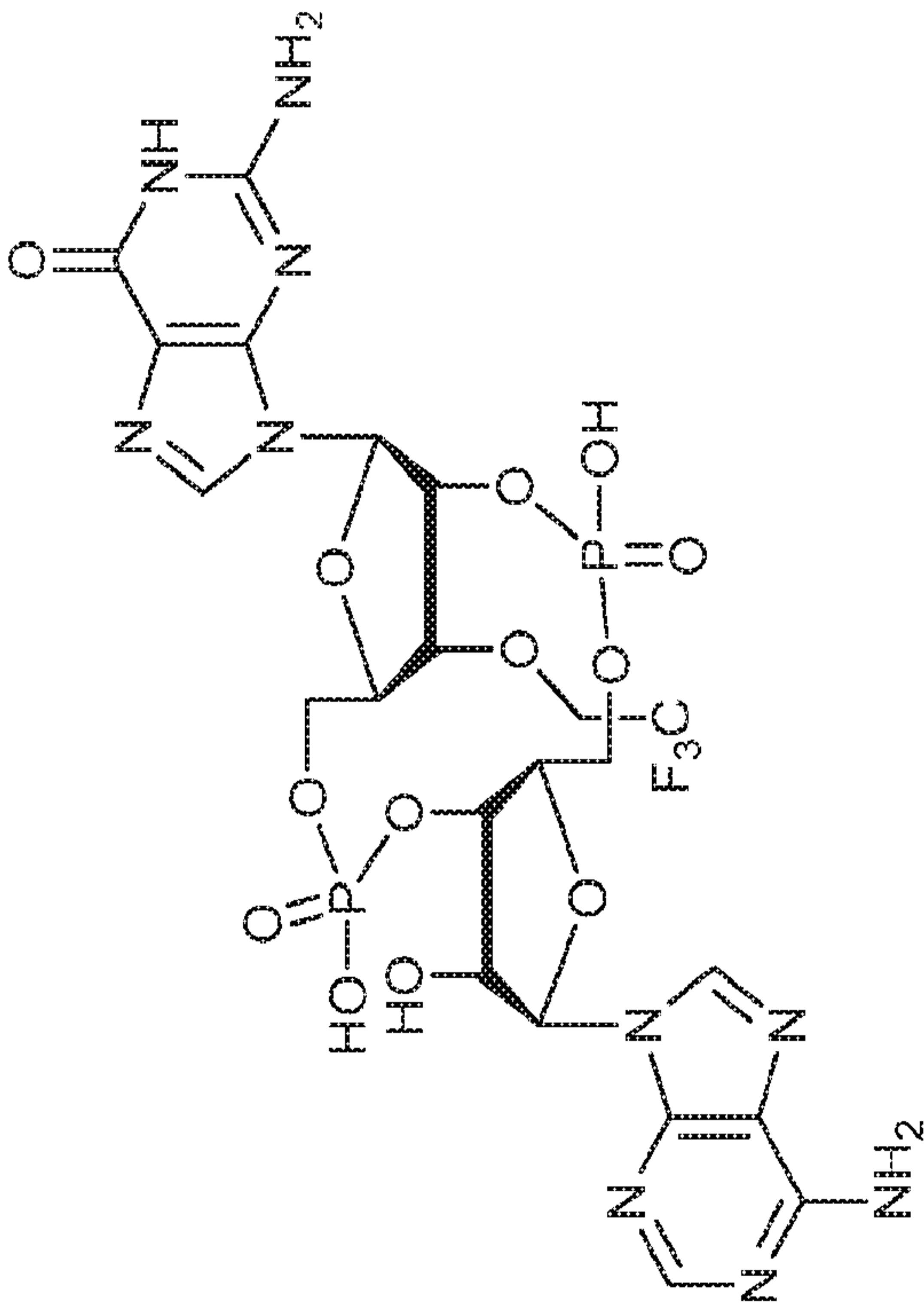
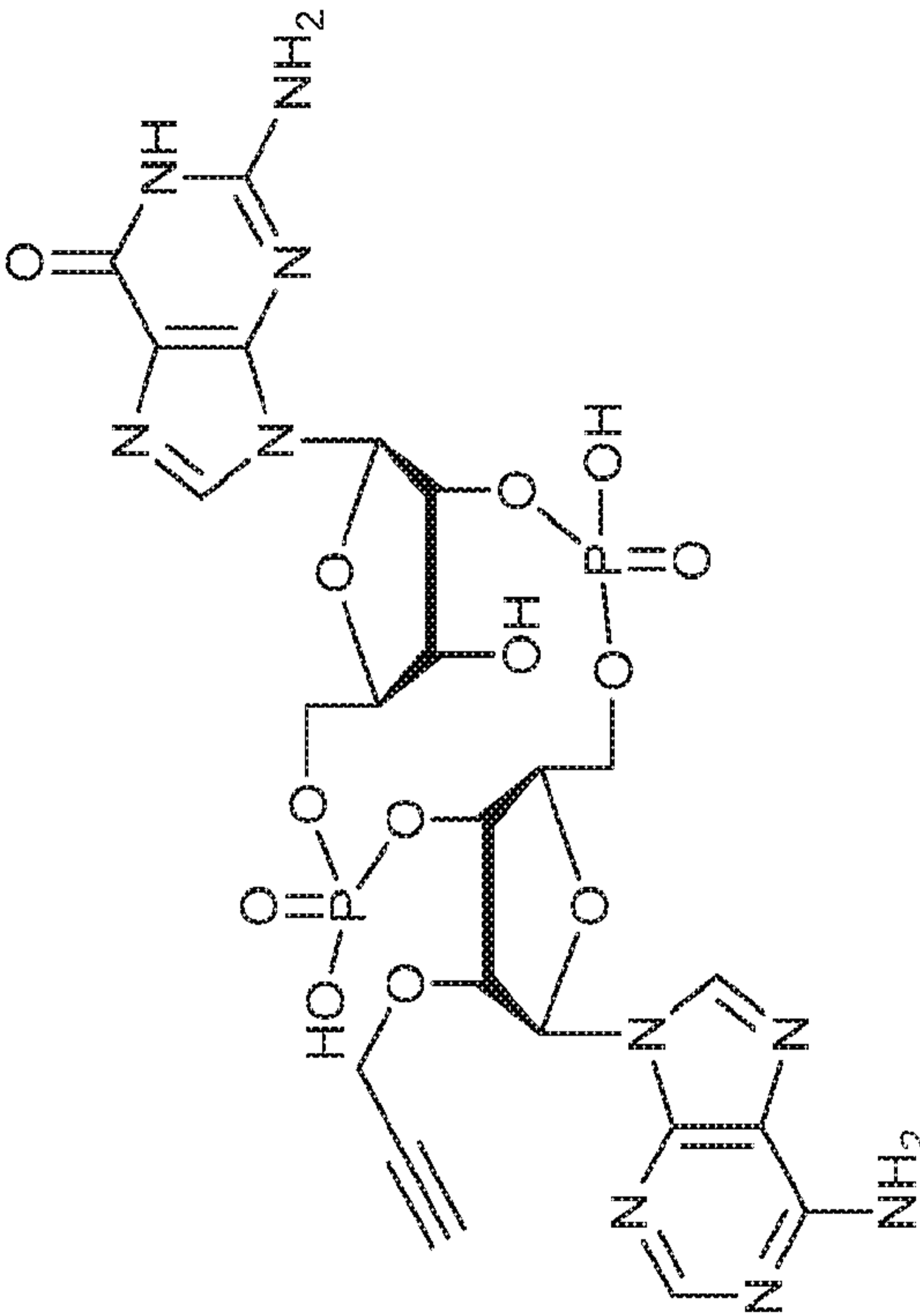
<p style="text-align: center;">E18</p>	 <p style="text-align: center;">isomer 4</p>	<p>8.23 (s, 1H) 8.19 (s, 1H) 7.43 (d, J = 3.8 Hz, 1H) 6.52 (d, J = 3.8 Hz, 1H) 6.19 (s, 1H) 5.89 (d, J = 8.5 Hz, 1H) 5.23 (m, 1H) 4.95 (m, 1H) in CD₃CN</p>	<p>51.3 49.1 in CD₃CN</p>	<p>[M+H]⁺ 706.1</p>
<p style="text-align: center;">E19</p>		<p>8.84 (s, 1H) 8.58 (s, 1H) 6.58 (d, J = 4.6 Hz, 1H) 6.24 (d, J = 8.5 Hz, 1H) 5.79 (m, 1H) 5.60 (m, 1H) in D₂O</p>	<p>59.9 56.7 in D₂O</p>	<p>[M+H]⁺ 708.2</p>

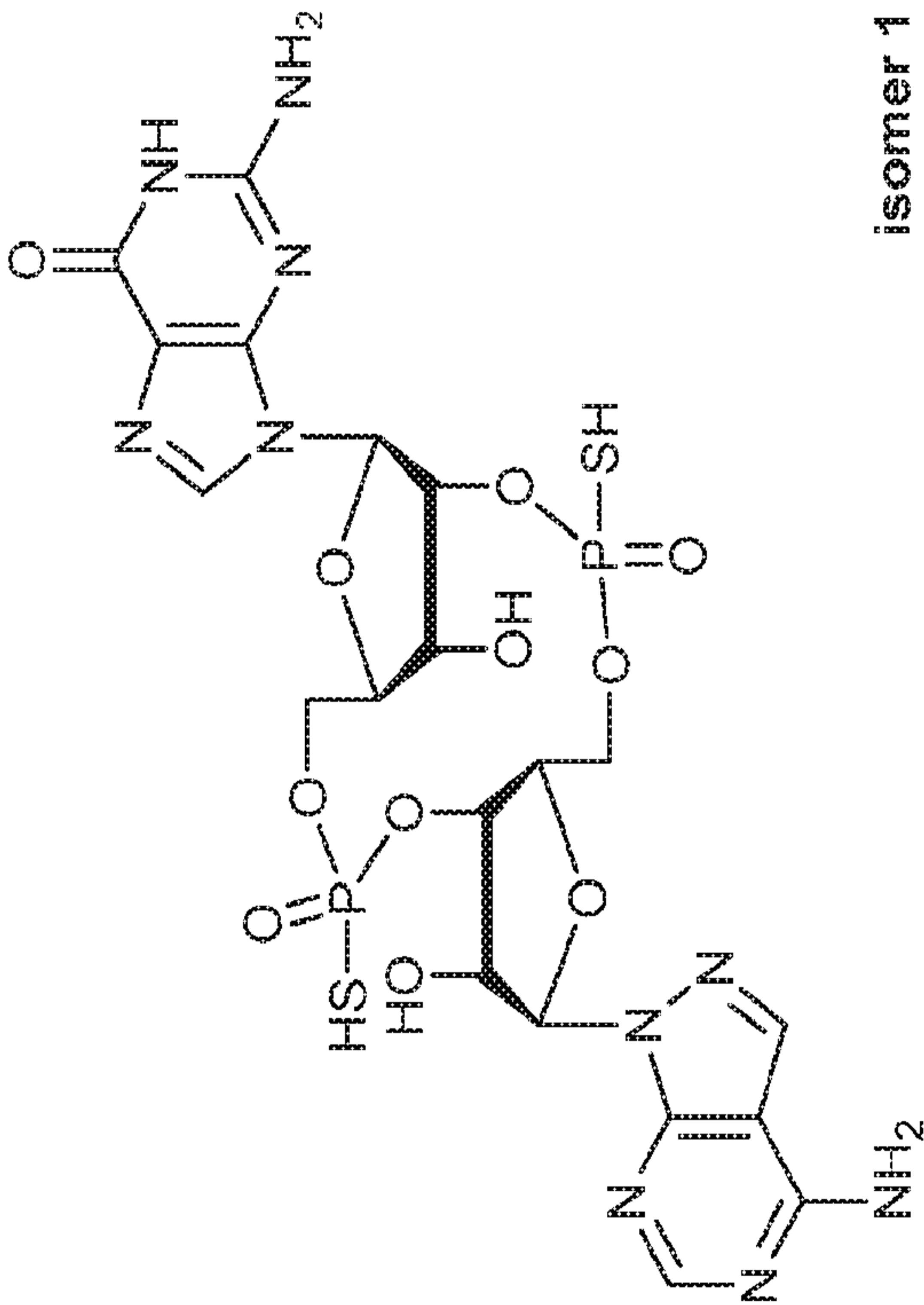
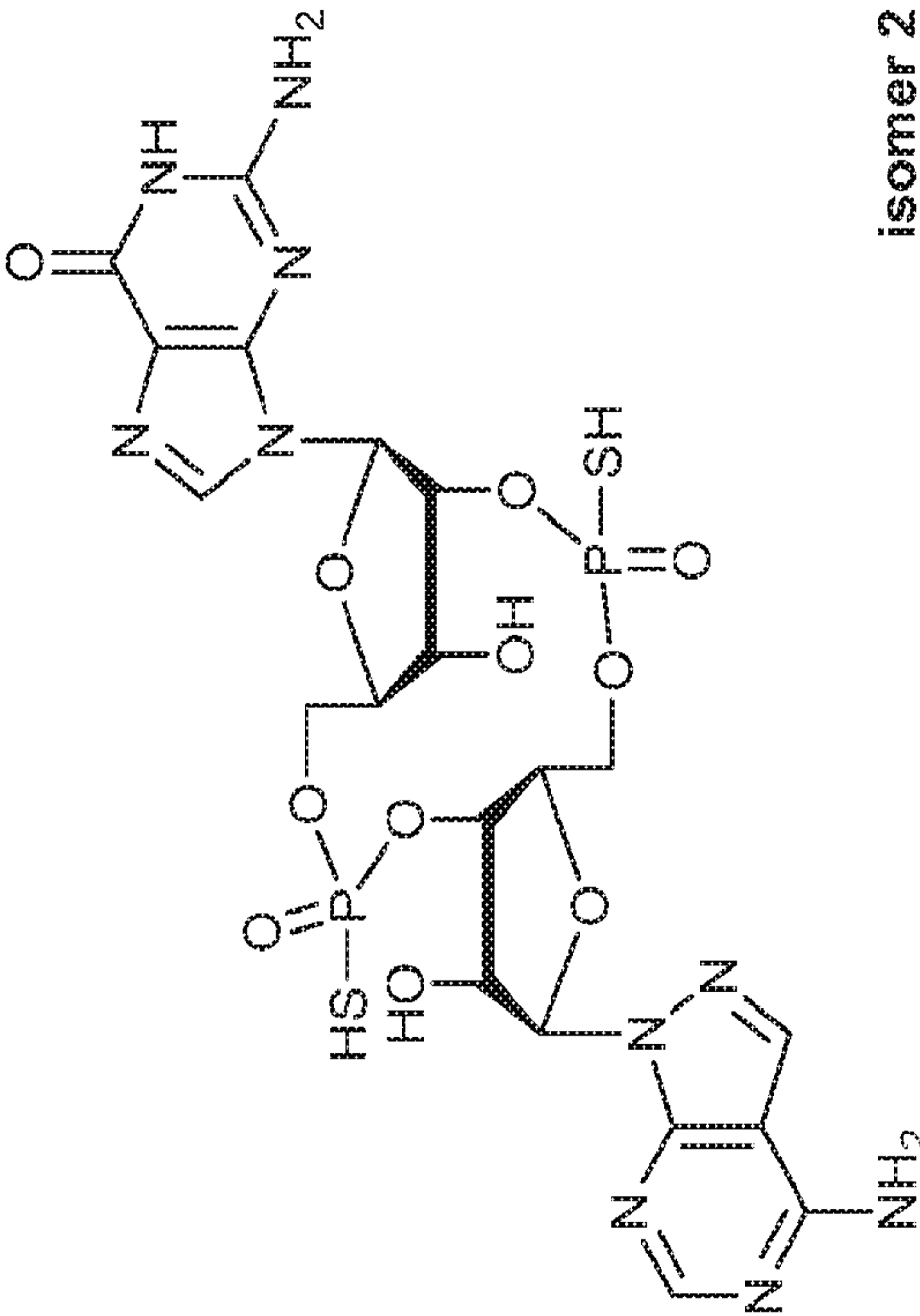
<p>E20</p>	 <p style="text-align: center;">isomer 1</p>	<p>8.57 (s, 1H) 7.83 (d, J = 3.8 Hz, 1H) 7.62 (d, J = 3.8 Hz, 1H) 7.06 (d, J = 3.8 Hz, 1H) 6.84 (d, J = 3.8 Hz, 1H) 6.61 (d, J = 6.2 Hz, 1H) 6.48 (d, J = 8.4 Hz, 1H) 5.69 (ddd, J = 8.0, 4.6, 3.1 Hz, 1H) 5.63 (ddd, J = 12.1, 8.4, 4.3 Hz, 1H)</p> <p style="text-align: center;">in D₂O</p>	<p>59.3 57.8 in D₂O</p>	<p>[M+H]⁺ 705.3</p>
-------------------	--	---	--	-------------------------------------

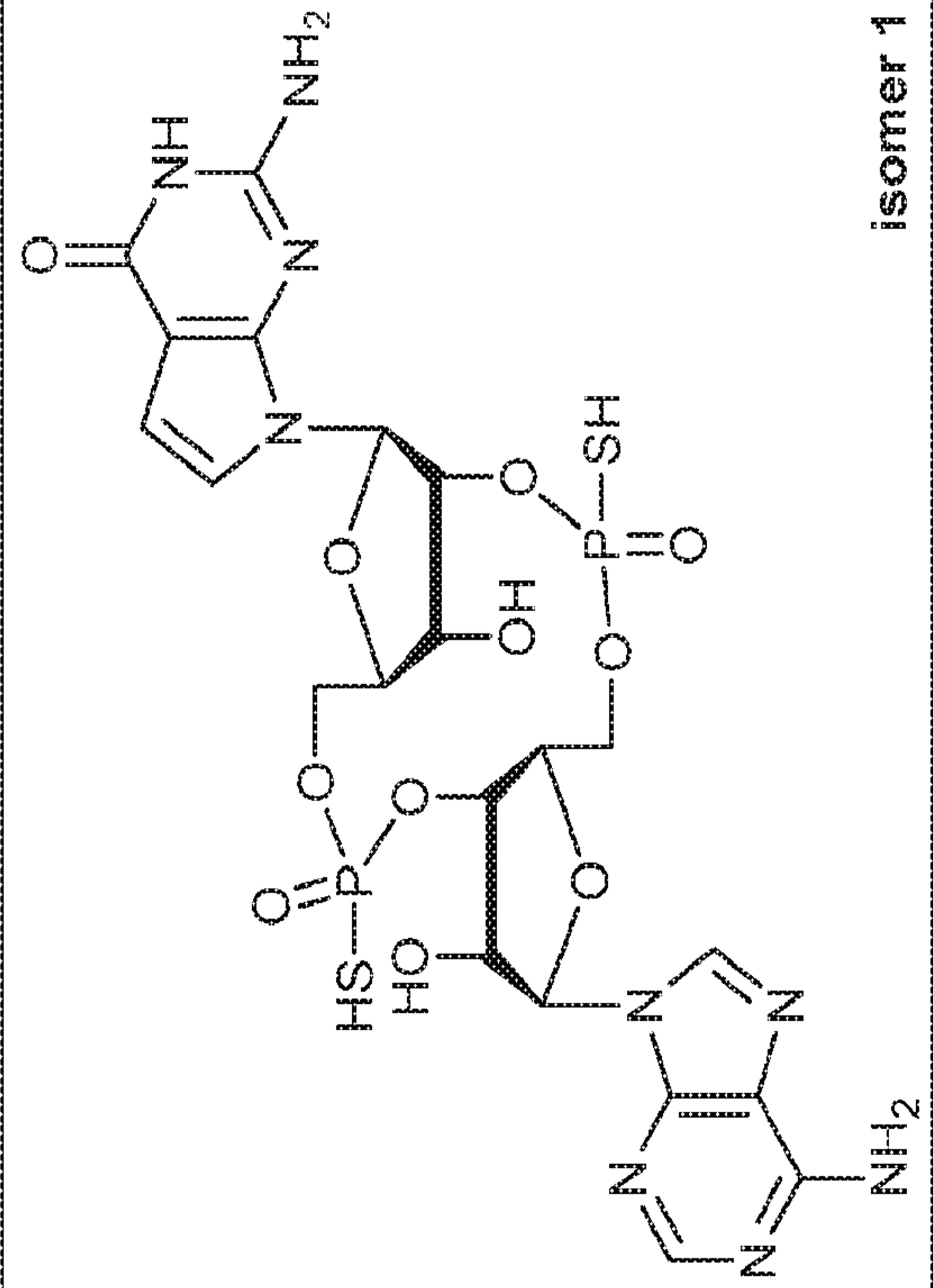
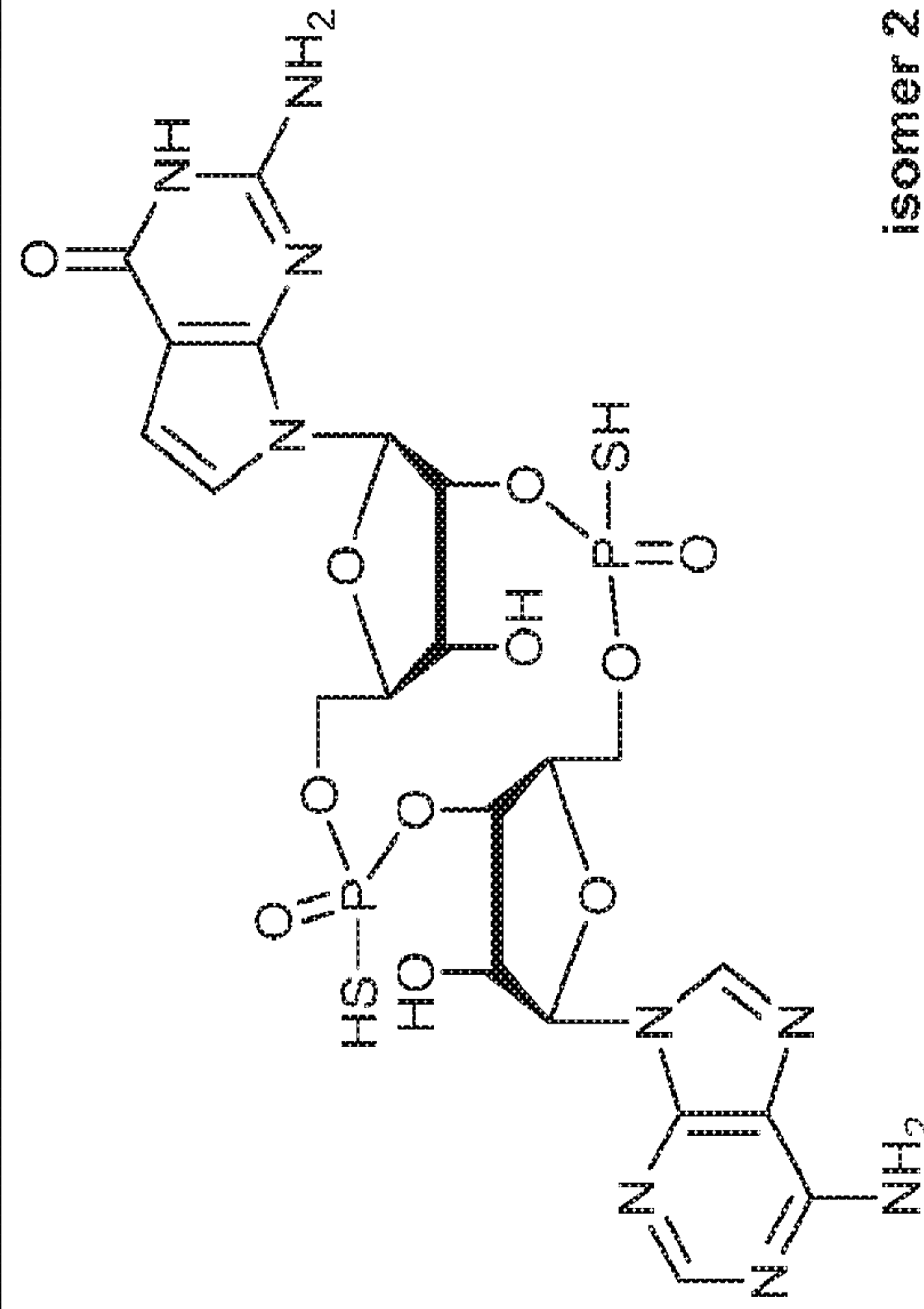
E21	<p style="text-align: center;">isomer 2</p>	<p>8.34 (s, 1H) 7.62 (d, J = 3.8 Hz, 1H) 7.33 (d, J = 3.8 Hz, 1H) 6.94 (d, J = 3.8 Hz, 1H) 6.28 (d, J = 3.8 Hz, 1H) 6.13 (d, J = 5.4 Hz, 1H) 6.10 (d, J = 8.4 Hz, 1H)</p> <p style="text-align: center;">in DMSO-d₆</p>	<p>54.9 50.1</p> <p style="text-align: center;">in DMSO-d₆</p>	<p style="text-align: center;">[M+H]⁺ 705.1</p>
E22	<p style="text-align: center;">isomer 3</p>	<p>8.35 (s, 1H) 7.65 (d, J = 3.8 Hz, 1H) 7.09 (d, J = 3.8 Hz, 1H) 6.97 (d, J = 3.7 Hz, 1H) 6.28 (d, J = 3.7 Hz, 1H) 6.11 (d, J = 7.9 Hz, 1H) 6.07 (d, J = 8.5 Hz, 1H) 5.28 (dd, J = 8.6, 4.4 Hz, 1H) 5.01 (m, 1H)</p> <p style="text-align: center;">in DMSO-d₆</p>	<p>59.7 58.9</p> <p style="text-align: center;">in DMSO-d₆</p>	<p style="text-align: center;">[M+H]⁺ 705.1</p>

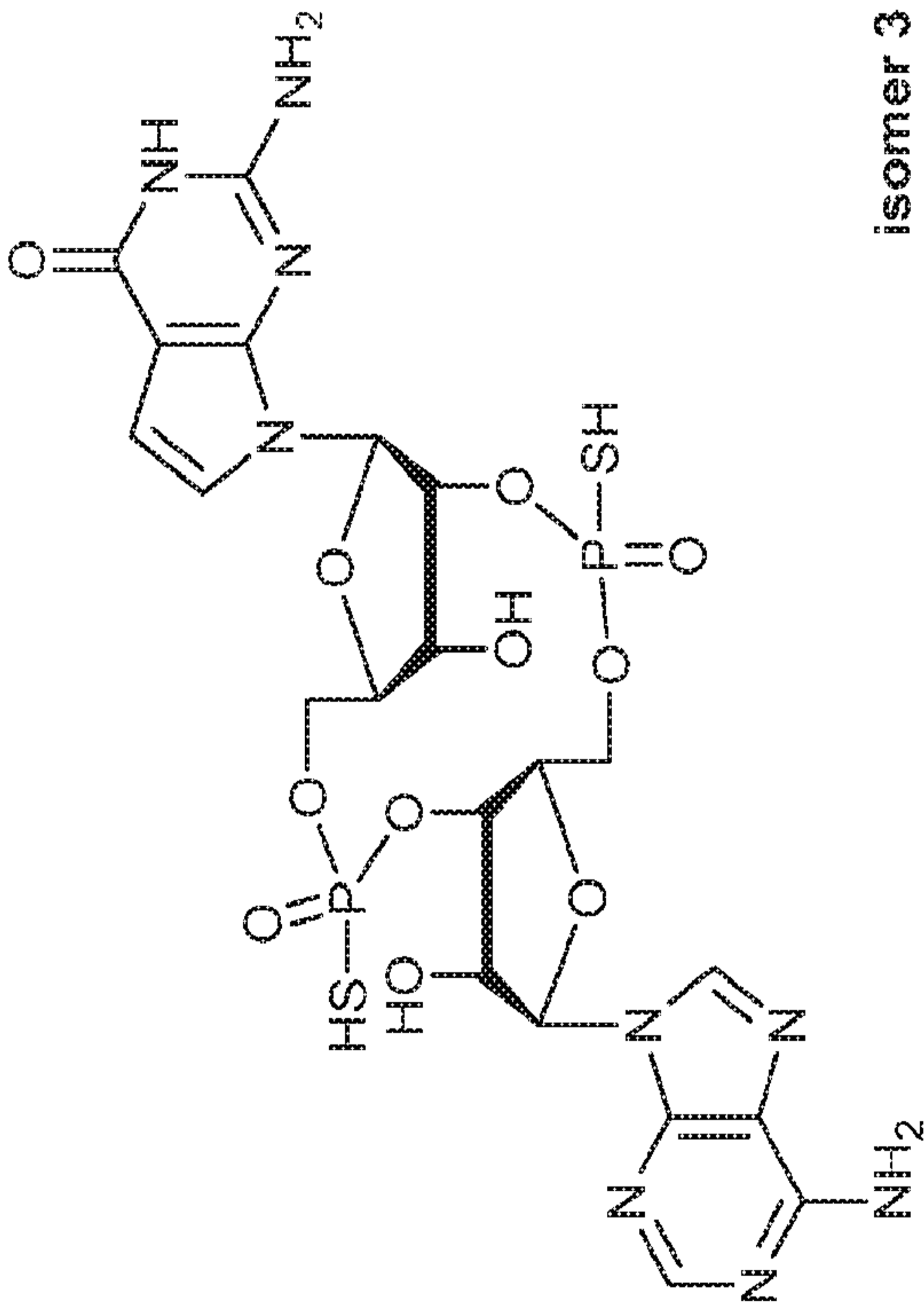
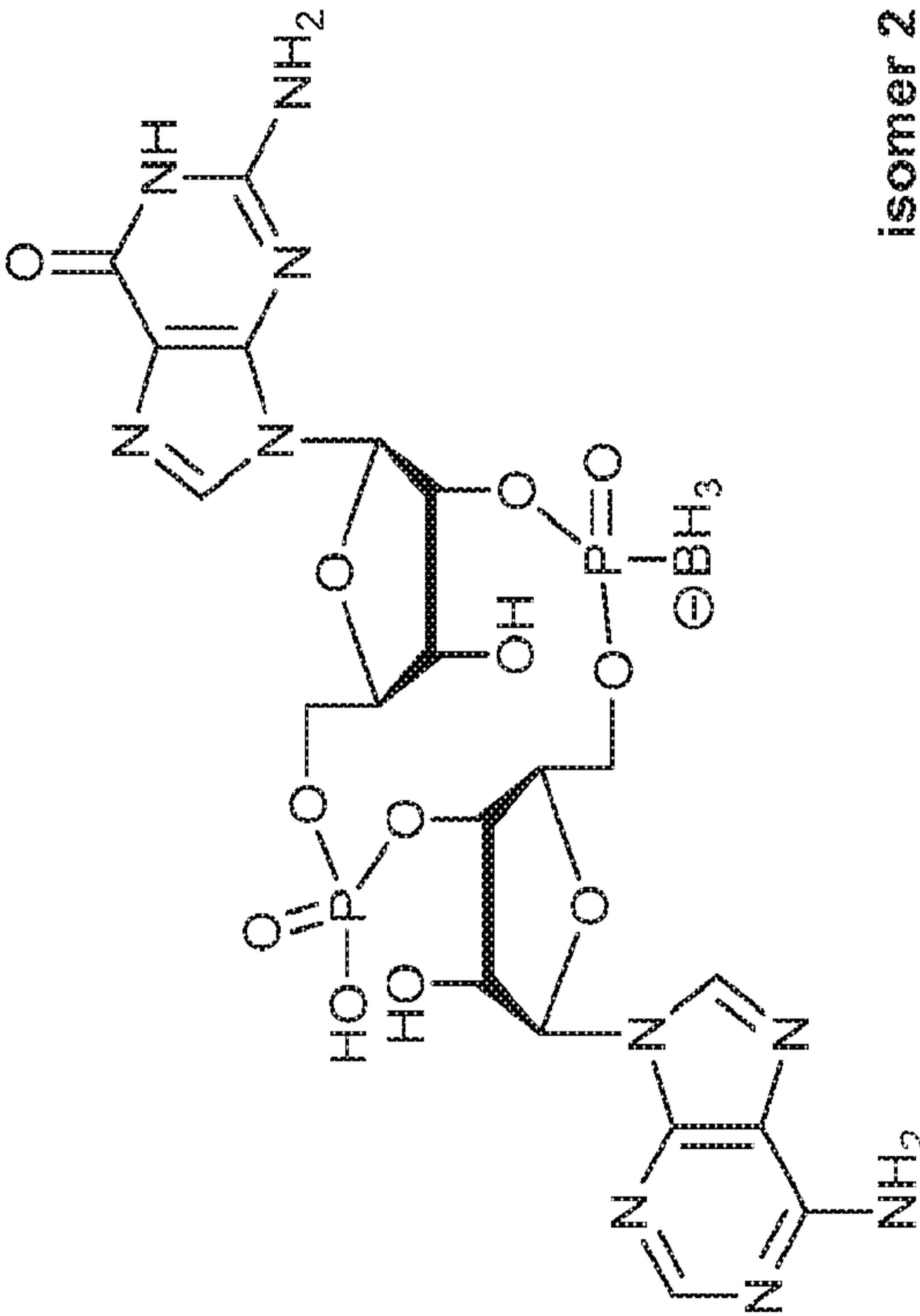
E23	 <p style="text-align: center;">isomer 4</p>	<p>8.35 (s, 1H) 7.69 (d, J = 3.8 Hz, 1H) 7.07 (d, J = 3.8 Hz, 1H) 6.95 (d, J = 3.7 Hz, 1H) 6.31 (d, J = 3.7 Hz, 1H) 6.13 (d, J = 7.2 Hz, 1H) 6.06 (d, J = 8.5 Hz, 1H) 5.05 (m, 1H) 4.99 (m, 1H) in DMSO-d_6</p>	<p>58.5 50.9 in DMSO-d_6</p>	<p>[M+H]⁺ 705.1</p>
E24		<p>8.32 (s, 1H) 8.02 (s, 1H) 7.98 (s, 1H) 6.18 (s, 1H) 6.07 (d, J = 8.7 Hz, 1H) 5.63 (ddd, J = 9.1, 5.0, 5.0, 1H) in DMSO-d_6</p>	<p>5.6 -1.4</p>	<p>[M+H]⁺ 744.0</p>

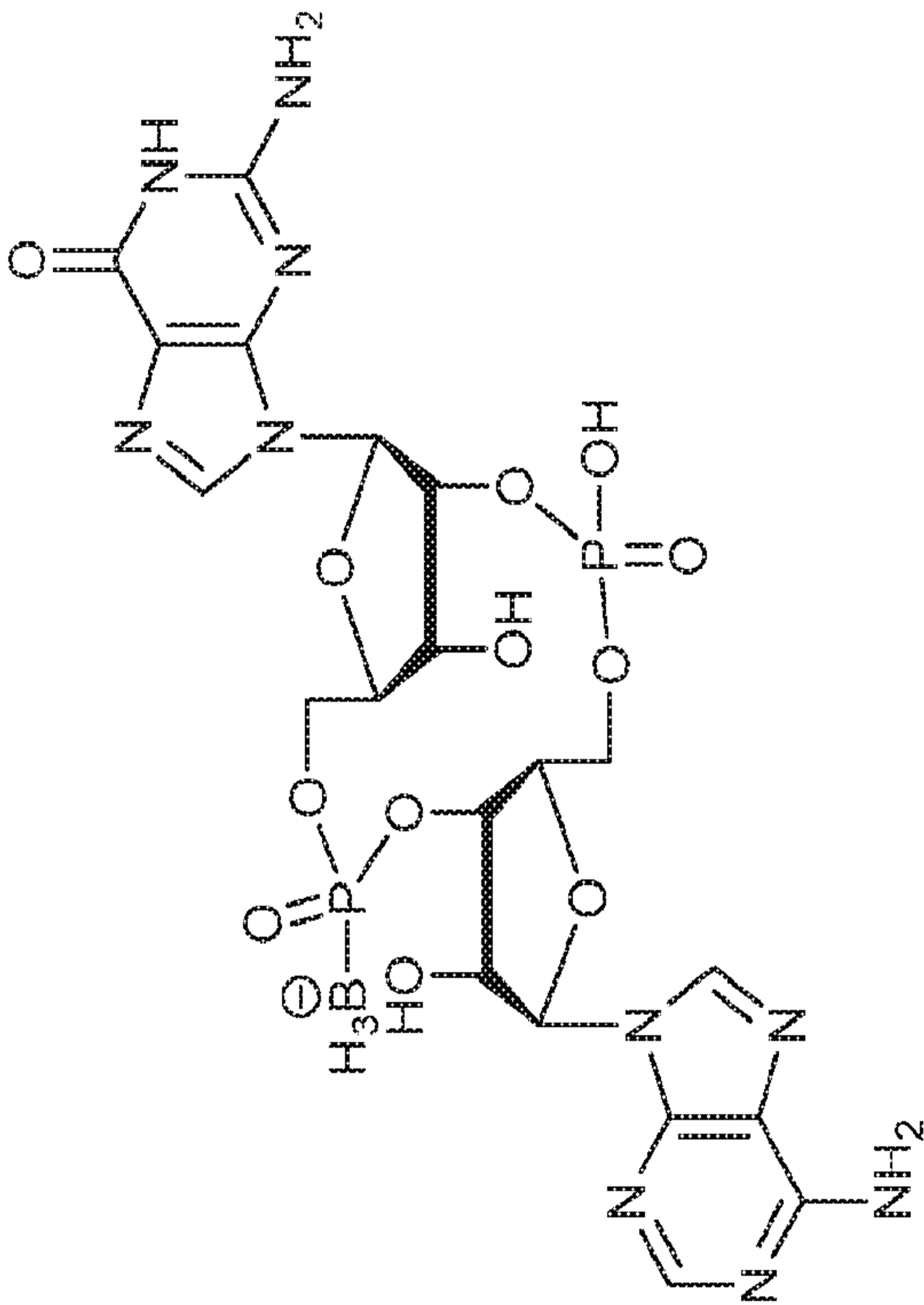
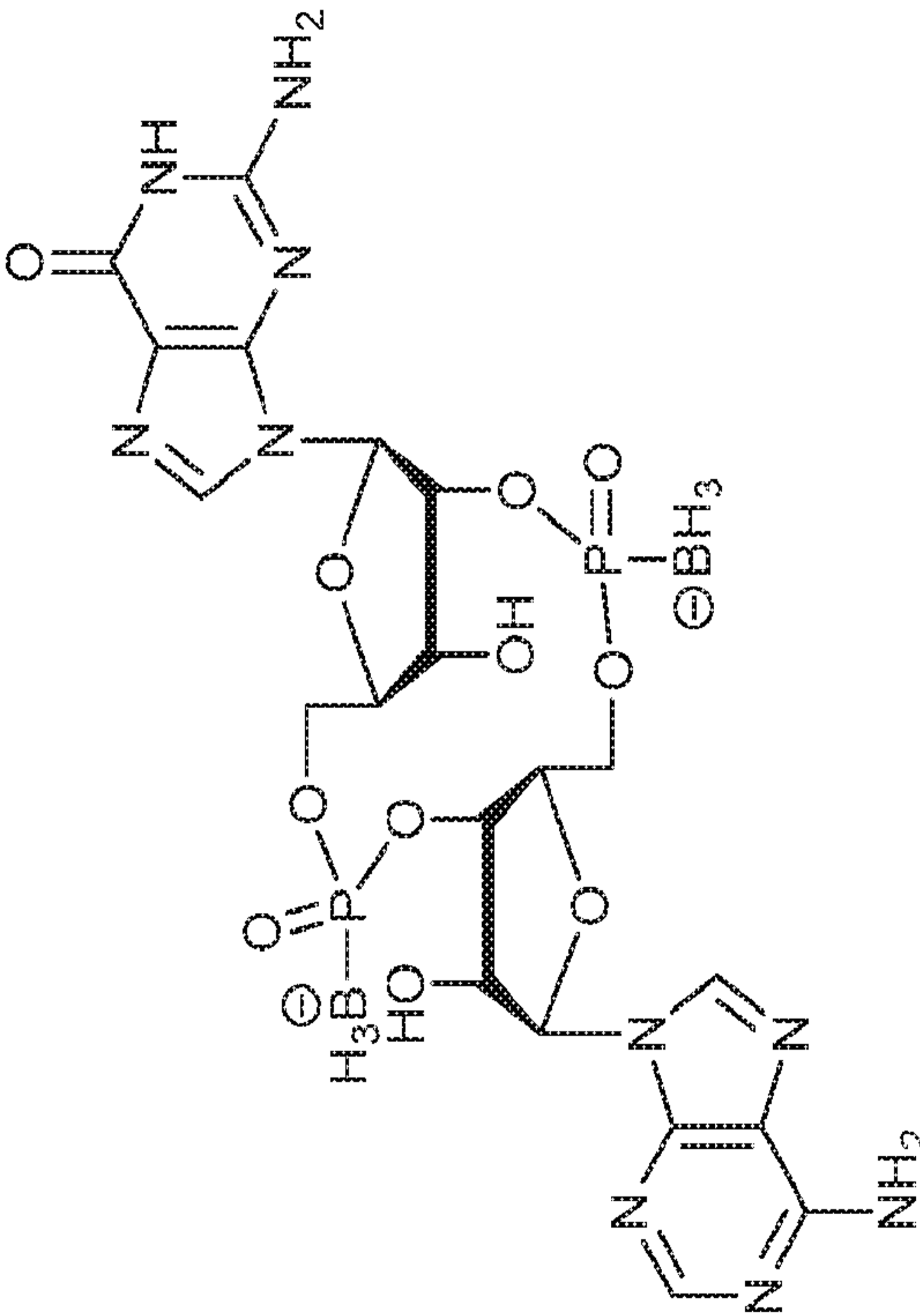
E25		<p>8.55 (s, 1H) 8.45 (s, 1H) 8.29 (s, 1H) 6.27 (s, 1H) 5.96 (d, J = 8.3 Hz, 1H) 5.56 (m, 1H) 5.03 (ddd, J = 9.4, 6.5, 4.2 Hz, 1H)</p>	-1.3	[M] ⁻ 671.2
EA1	<p style="text-align: center;">isomer 1</p> 	<p>8.07 (s, 1H) 7.37 (d, J = 3.8 Hz, 1H) 7.09 (d, J = 3.8 Hz, 1H) 6.65 (d, J = 3.7 Hz, 1H) 6.35 (d, J = 3.7 Hz, 1H) 6.08 (d, J = 7.4 Hz, 1H) 6.04 (d, J = 8.4 Hz, 1H) 4.85 (m, 1H) 4.81 (m, 1H)</p> <p style="text-align: center;">in DMSO-d₆</p>	<p>0.98 0.96</p> <p style="text-align: center;">in DMSO-d₆</p>	[M+H] ⁺ 673.1

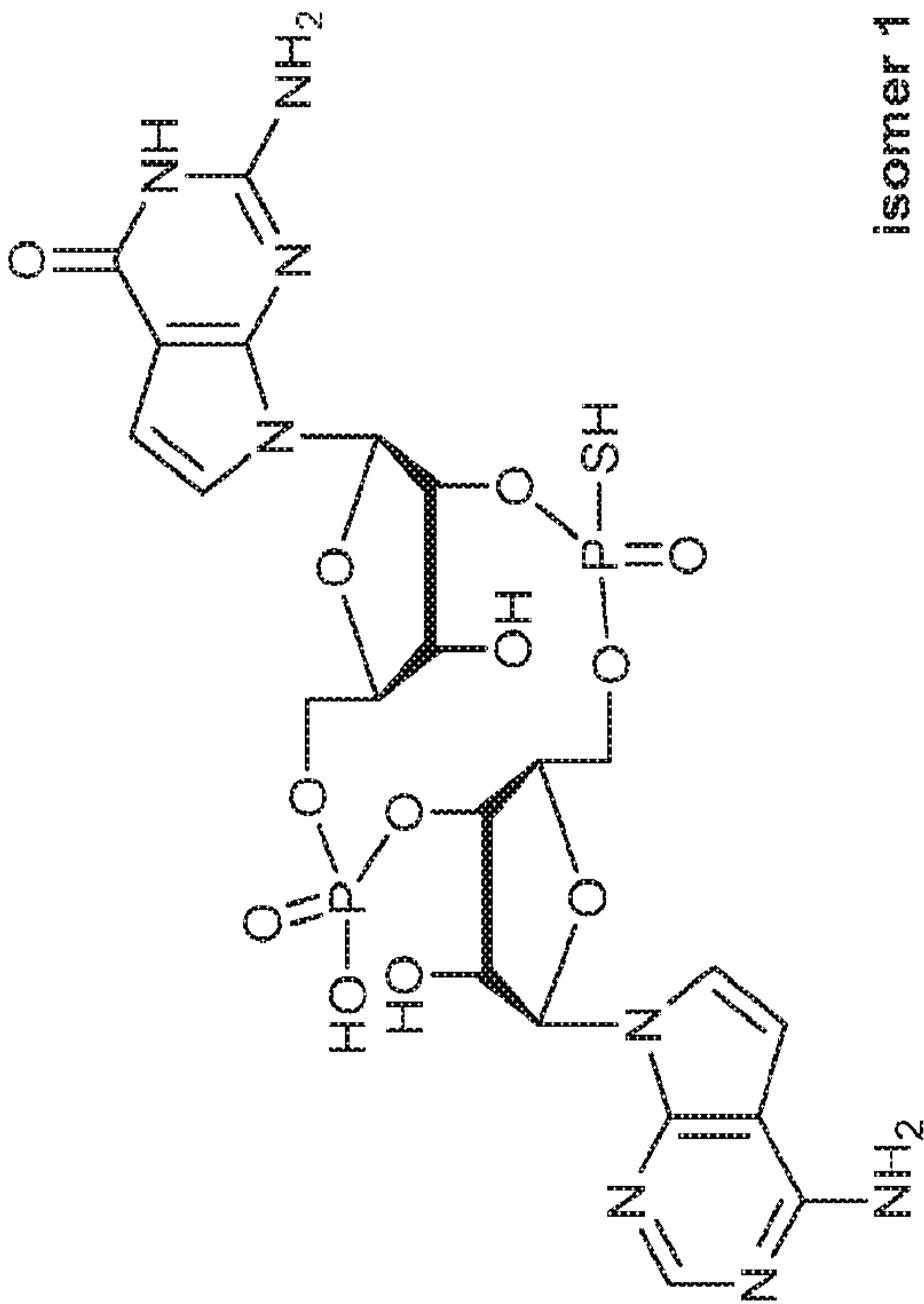
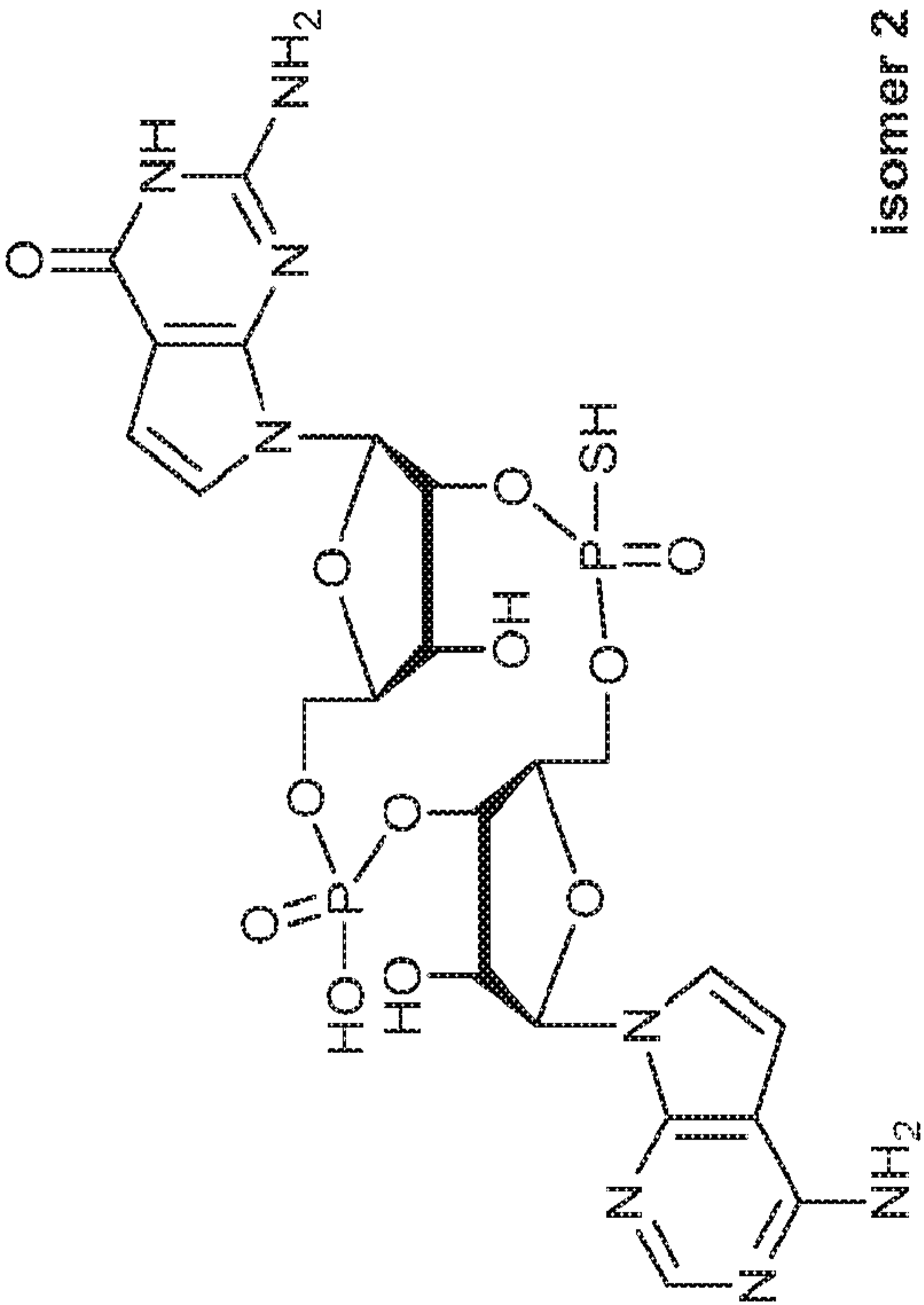
EA2		<p>8.29 (s, 1H) 8.25 (s, 1H) 7.89 (s, 1H) 6.17 (s, 1H) 6.01 (d, J = 8.6 Hz, 1H) 5.69 (ddd, J = 8.7, 8.7, 4.0 Hz, 1H) 5.09 (m, 1H) Na⁺ salt in D₂O</p>	<p>-1.1 -2.3 Na⁺ salt in D₂O</p>	<p>[M+H]⁺ 757.0 [M-H]⁻ 755.0</p>
EA3		<p>8.26 (s, 1H) 8.23 (s, 1H) 7.85 (s, 1H) 6.27 (s, 1H) 5.92 (d, J = 8.6 Hz, 1H) 5.63 (m, 1H) 5.10 (m, 1H)</p>	<p>-1.6 -2.3</p>	<p>[M+H]⁺ 713.0 [M-H]⁻ 711.0</p>

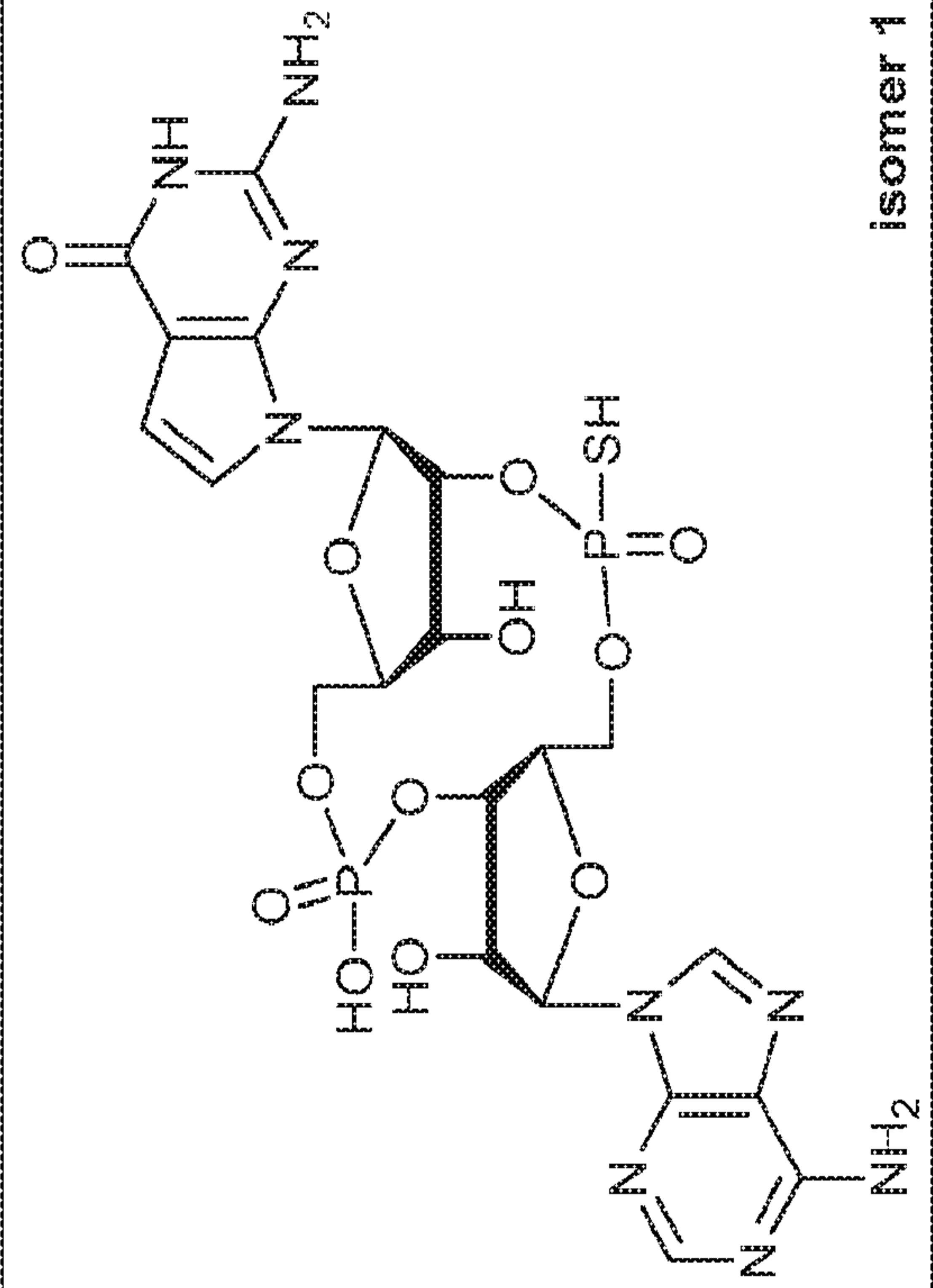
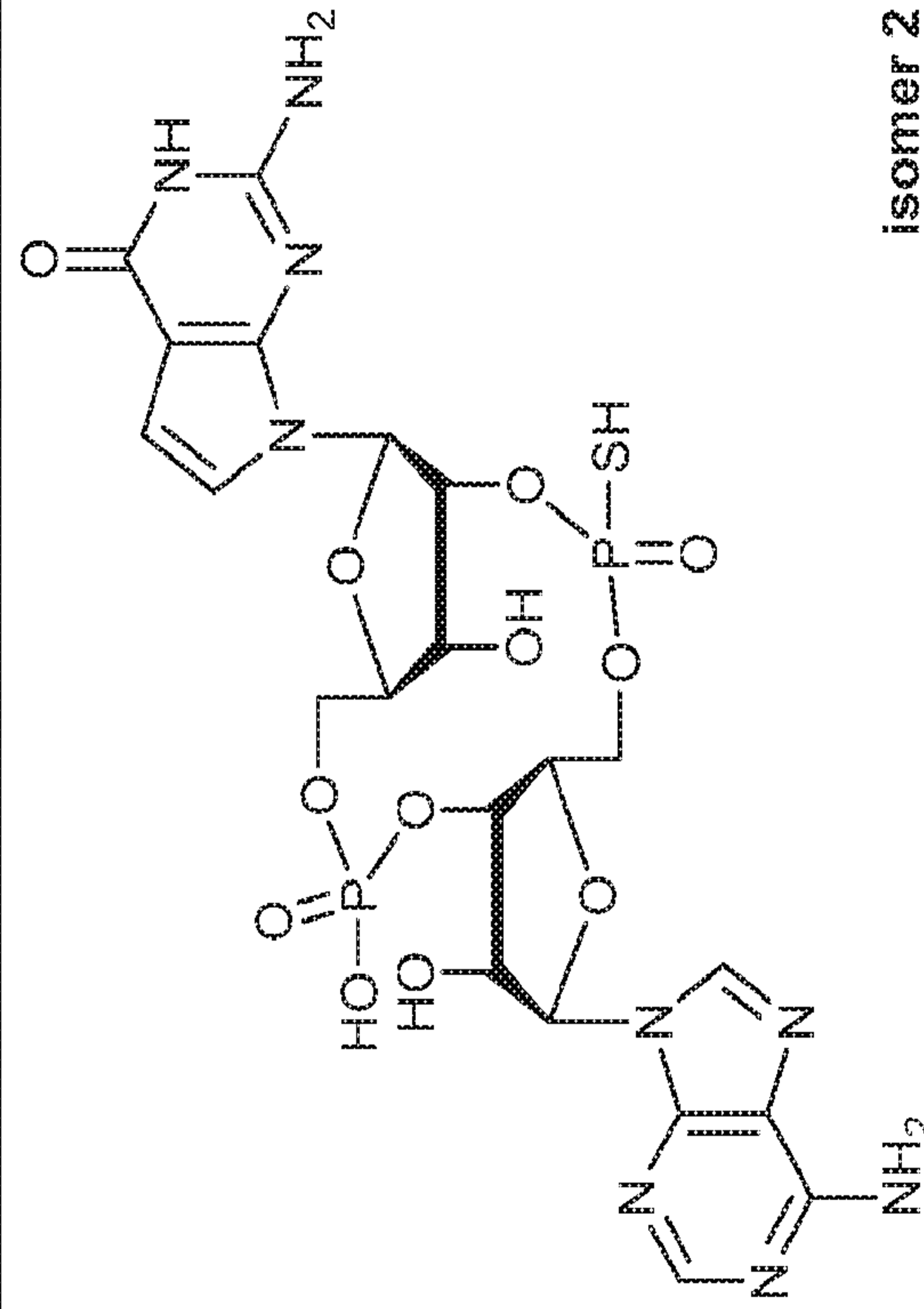
EA4	 <p style="text-align: center;">isomer 1</p>	<p>8.19 (s, 1H) 8.18 (s, 1H) 8.15 (brs, 1H) 6.25 (d, J = 3.3 Hz, 1H) 5.92 (d, J = 8.5 Hz, 1H) 5.24 (m, 2H) in CD₃CN</p>	<p>55.4 53.5 in CD₃CN</p>	<p>[M+H]⁺ 707.1</p>
EA5	 <p style="text-align: center;">isomer 2</p>		<p>59.6 58.1 in CD₃CN</p>	<p>[M+H]⁺ 707.1</p>

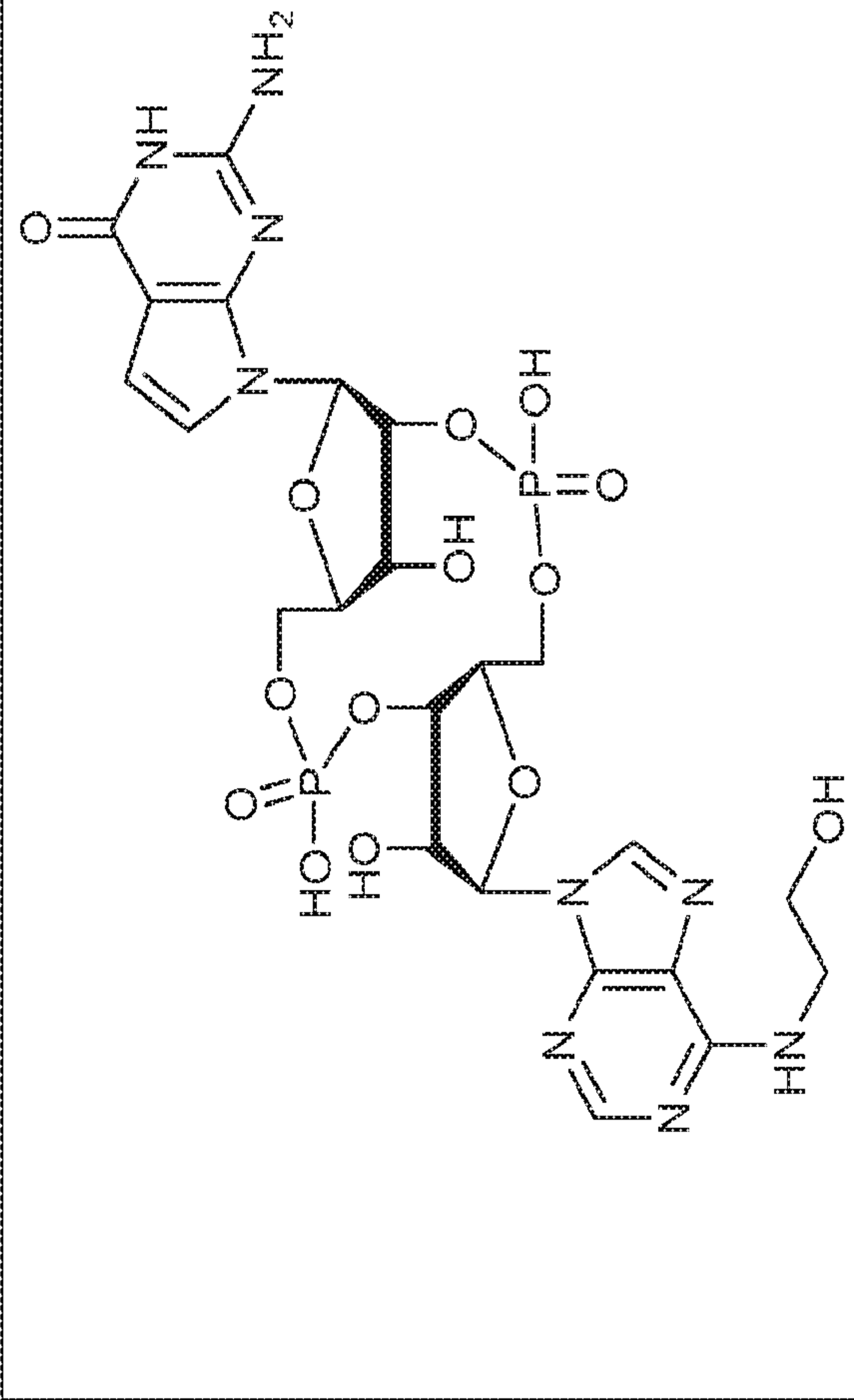
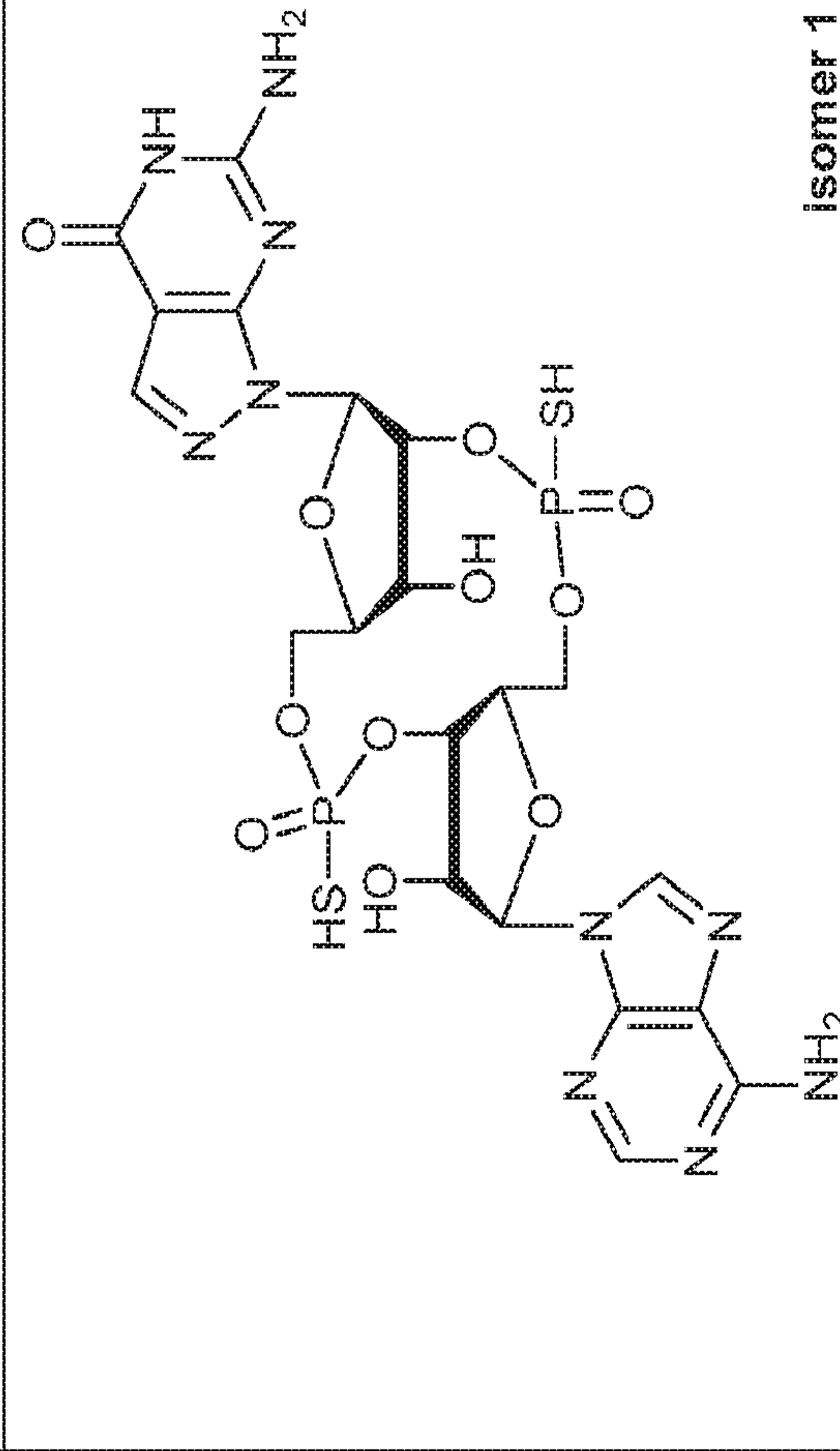
EA6	 <p style="text-align: center;">isomer 1</p>	<p>8.62 (s, 1H) 8.55 (s, 1H) 7.69 (d, J = 3.7 Hz, 1H) 6.59 (d, J = 3.7 Hz, 1H) 6.41 (d, J = 8.4 Hz, 1H) 6.37 (d, J = 4.6 Hz, 1H) 5.59 (m, 1H) 5.51 (m, 1H) in D₂O</p>	<p>58.1 56.0 in D₂O</p>	<p>[M+H]⁺ 706.0</p>
EA7	 <p style="text-align: center;">isomer 2</p>		<p>56.7 55.6 in CD₃CN</p>	<p>[M+H]⁺ 706.0</p>

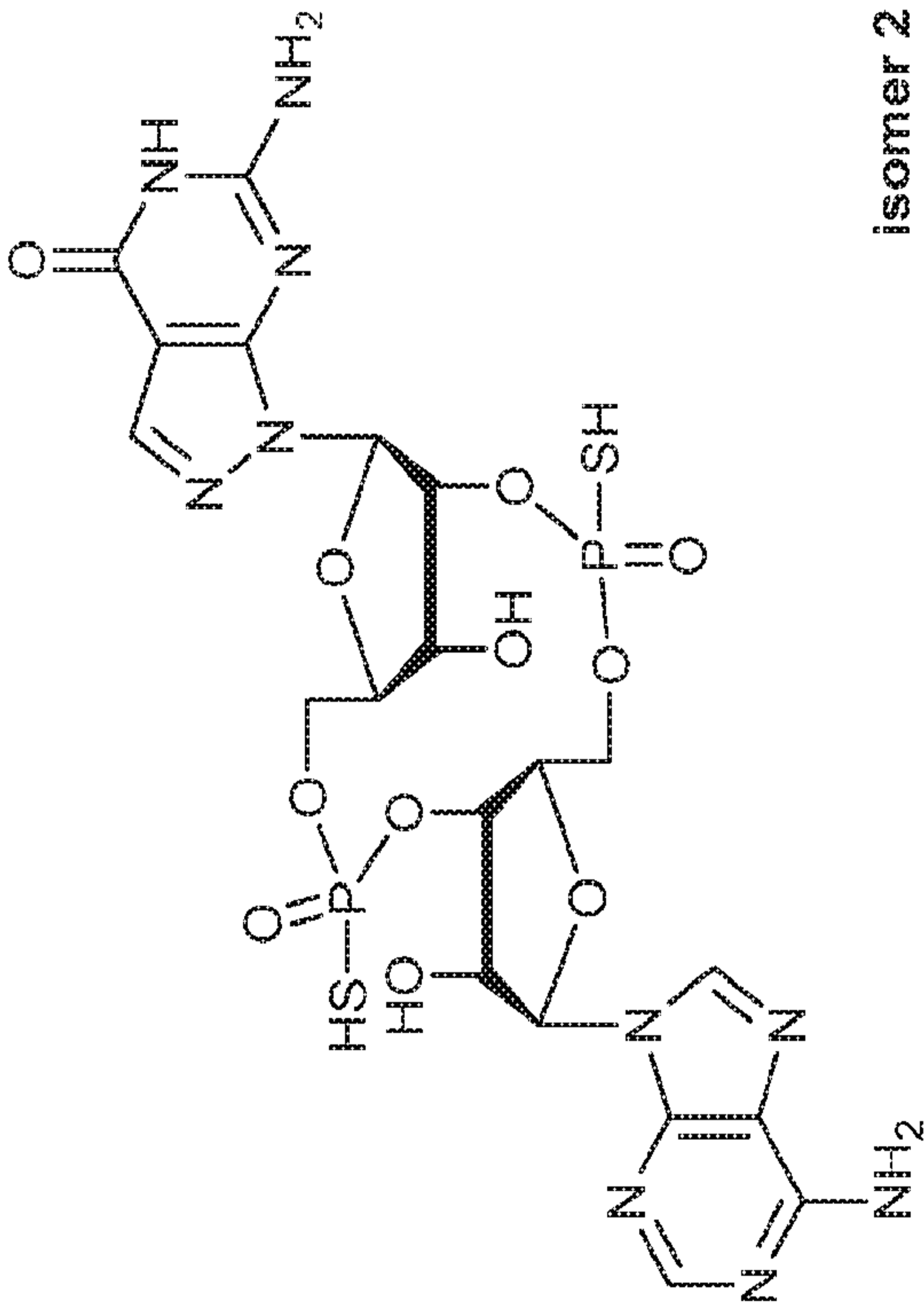
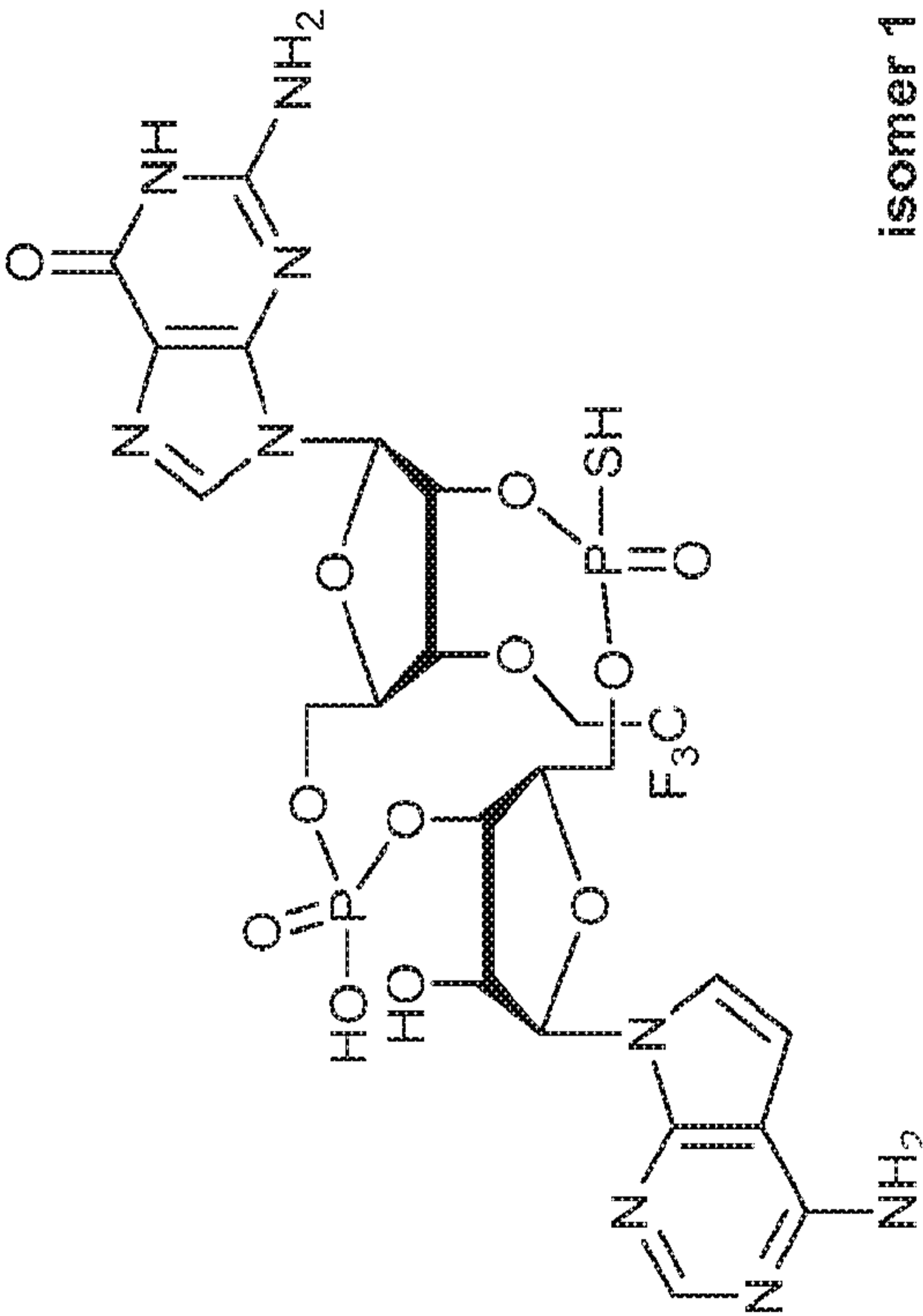
EA8	 <p style="text-align: center;">isomer 3</p>		53.4 48.7 in CD ₃ CN	[M+H] ⁺ 705.9
EA9	 <p style="text-align: center;">isomer 2</p>	8.41 (s, 1H) 8.26 (s, 1H) 7.85 (s, 1H) 6.17 (s, 1H) 5.90 (d, J = 8.6 Hz, 1H) 5.76 (ddd, J = 8.8, 8.6, 4.1 Hz, 1H) 5.08 (m, 1H)		[M] ⁻ 671.2

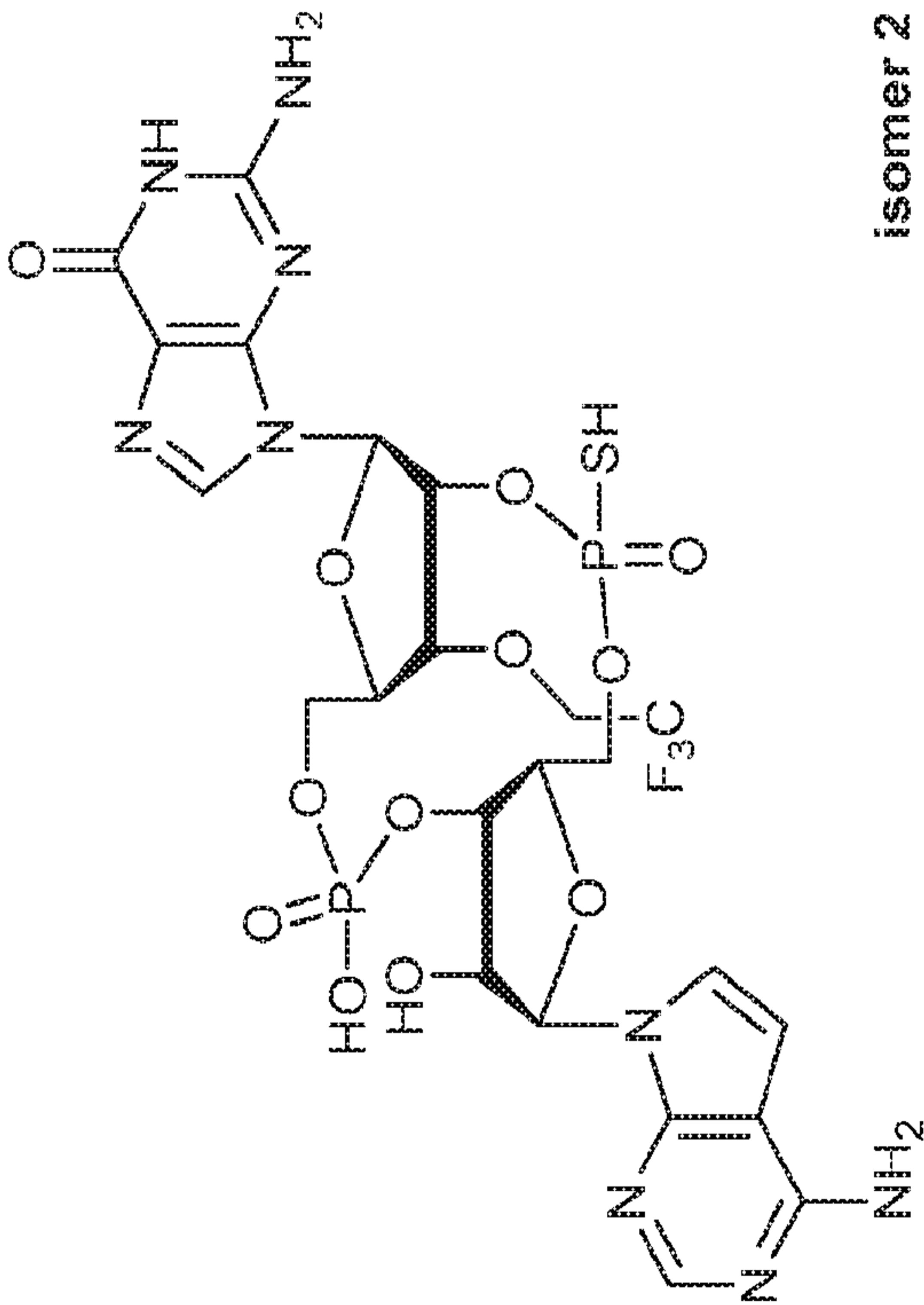
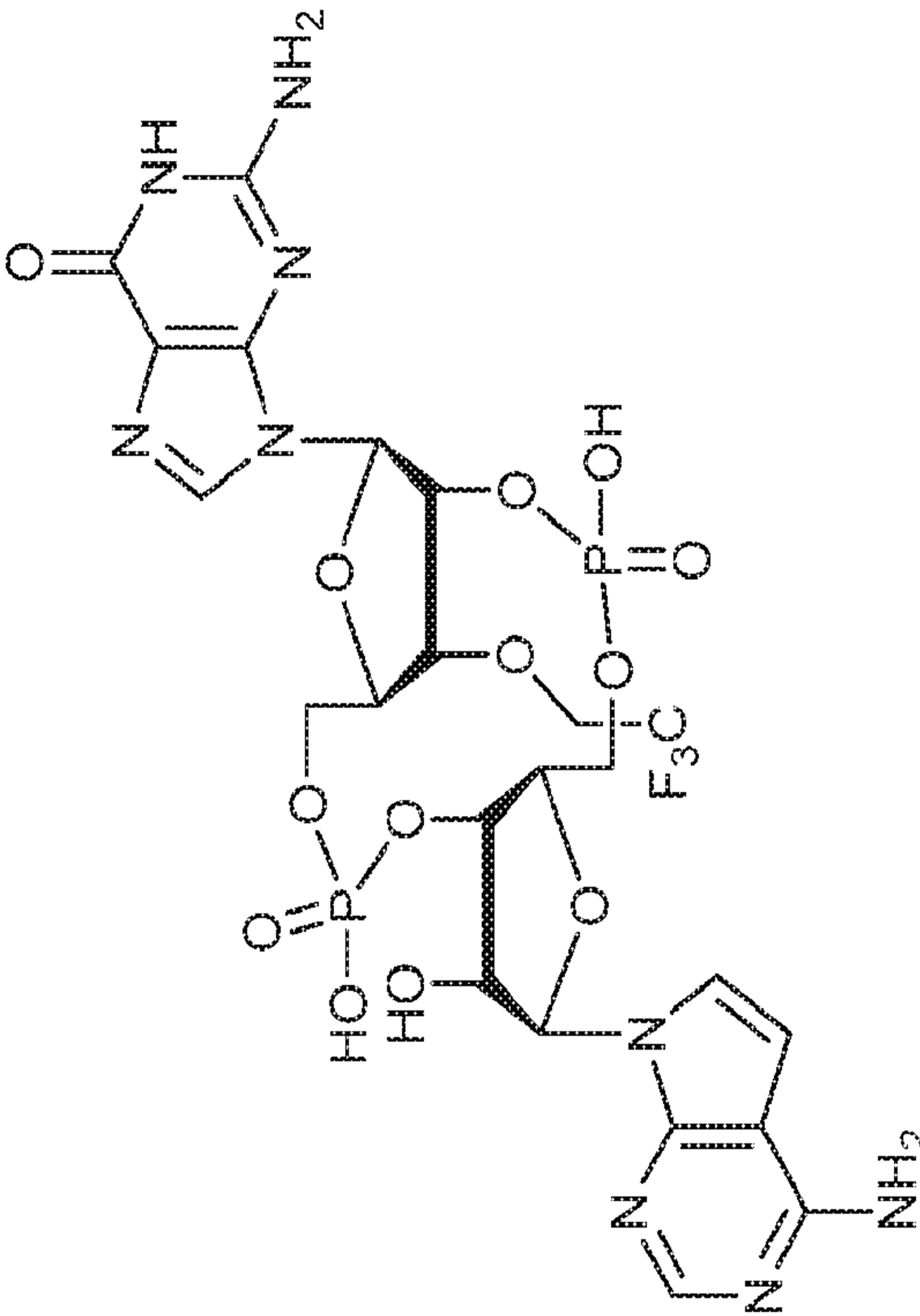
EA10		<p>8.32 (s, 1H) 8.26 (s, 1H) 7.86 (s, 1H) 6.16 (s, 1H) 5.92 (d, J = 8.5 Hz, 1H) 5.67 (m, 1H) 5.21 (m, 1H)</p>		[M] ⁻ 671.2
EA11		<p>8.43 (s, 1H) 8.41 (s, 1H) 6.19 (s, 1H) 6.07 (d, J = 8.2 Hz, 1H)</p>		[M+H] ⁻ 669.2

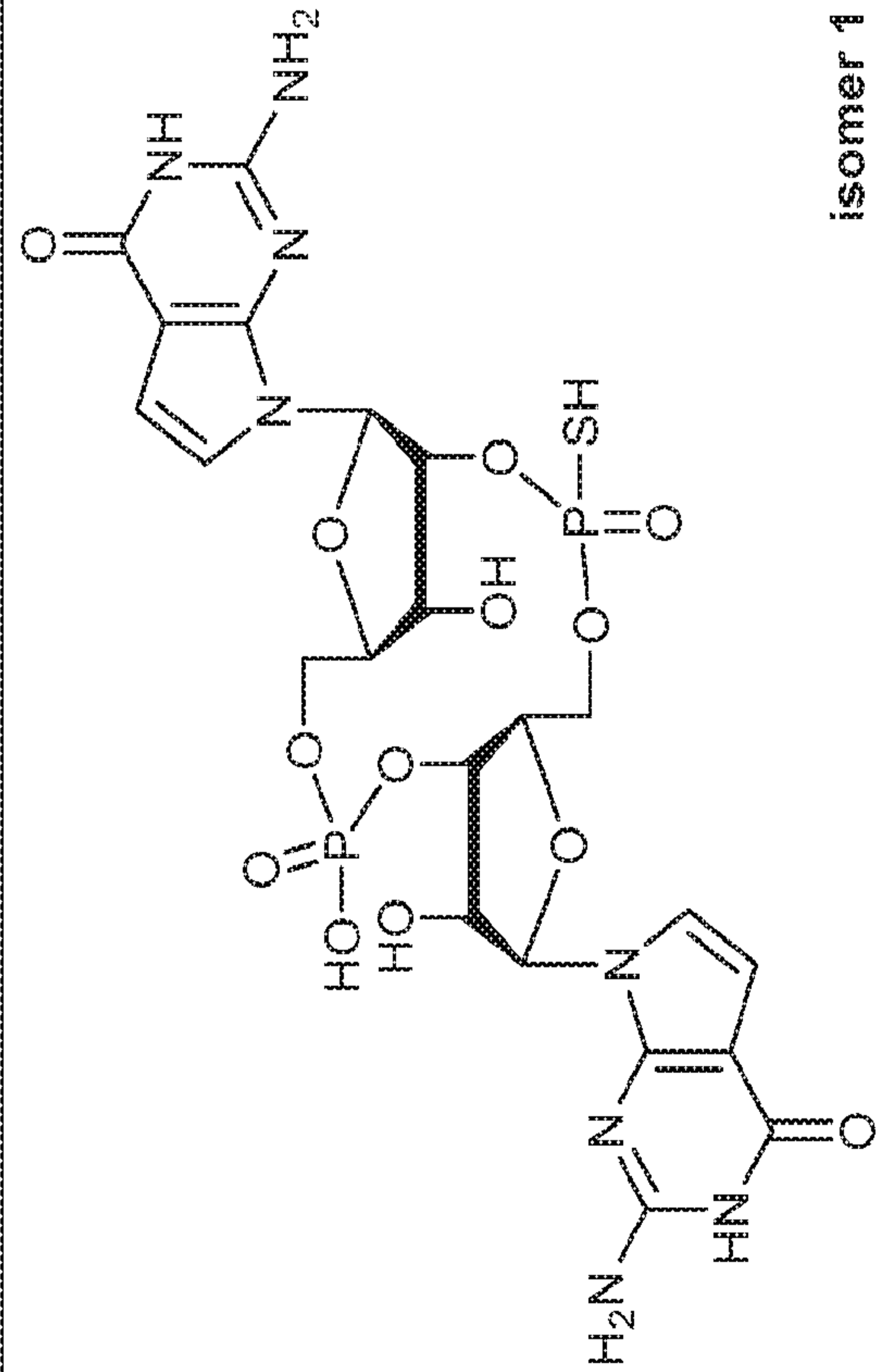
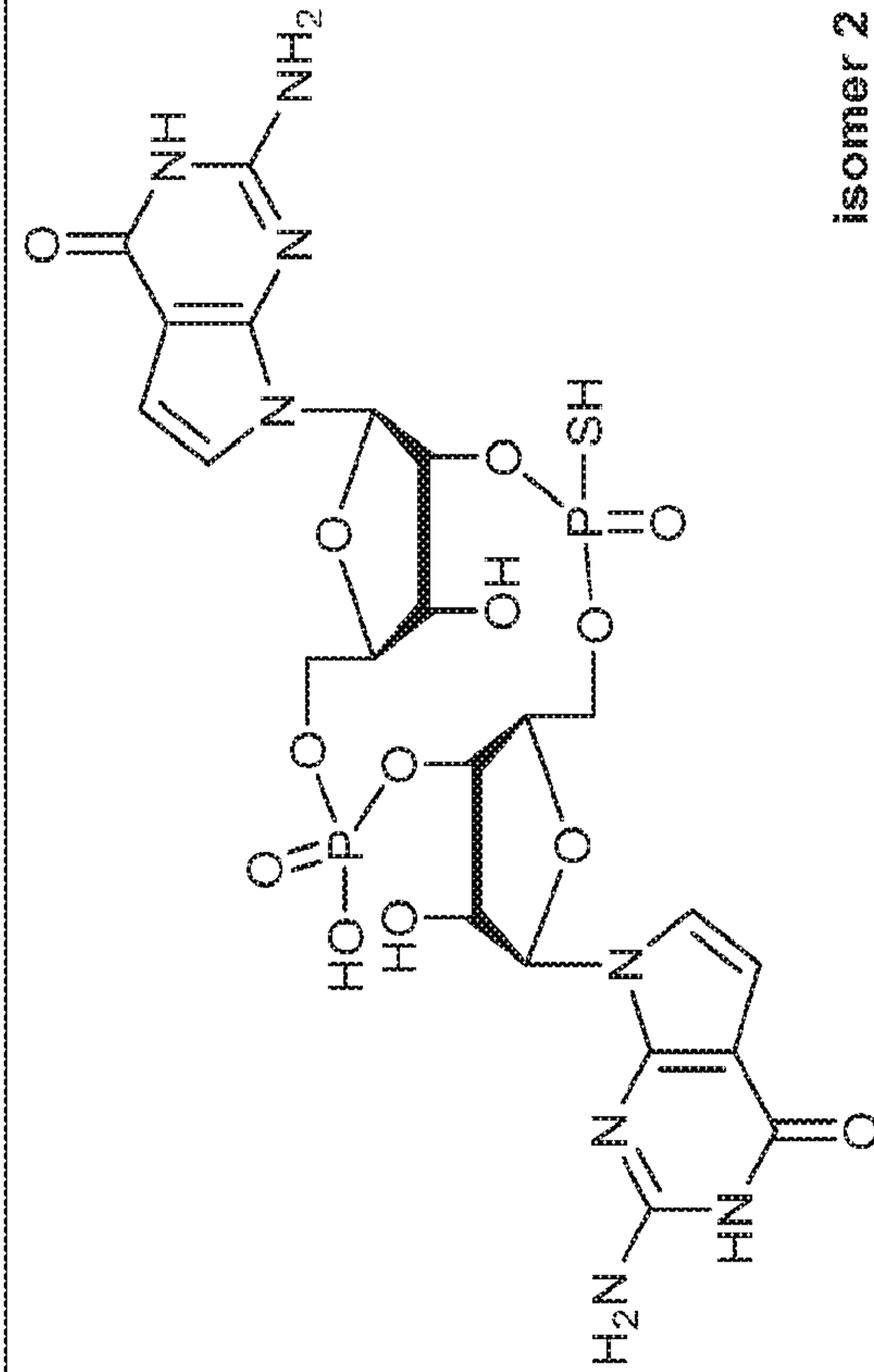
EB1	 <p style="text-align: center;">isomer 1</p>	<p>8.16 (s, 1H) 7.48 (d, J = 3.3 Hz, 1H) 7.18 (d, J = 3.3 Hz, 1H) 6.50 (d, J = 3.5 Hz, 1H) 6.49 (d, J = 3.5 Hz, 1H) 6.29 (d, J = 5.1 Hz, 1H) 6.09 (d, J = 8.7 Hz, 1H) 5.49 (m, 1H) 5.17 (m, 1H)</p>	<p>57.7 -0.2</p>	<p>[M+H]⁺ 689.0</p>
EB2	 <p style="text-align: center;">isomer 2</p>	<p>8.16 (s, 1H) 7.33 (d, J = 3.8 Hz, 1H) 7.07 (d, J = 3.8 Hz, 1H) 6.44 (d, J = 3.8 Hz, 1H) 6.33 (d, J = 3.8 Hz, 1H) 6.27 (d, J = 2.5 Hz, 1H) 6.01 (d, J = 8.5 Hz, 1H) 5.48 (dd, J = 8.6, 8.5, 4.1 Hz, 1H) 5.00 (ddd, J = 7.1, 7.1, 4.7 Hz, 1H)</p>	<p>52.0 -1.1</p>	<p>[M+H]⁺ 689.0</p>

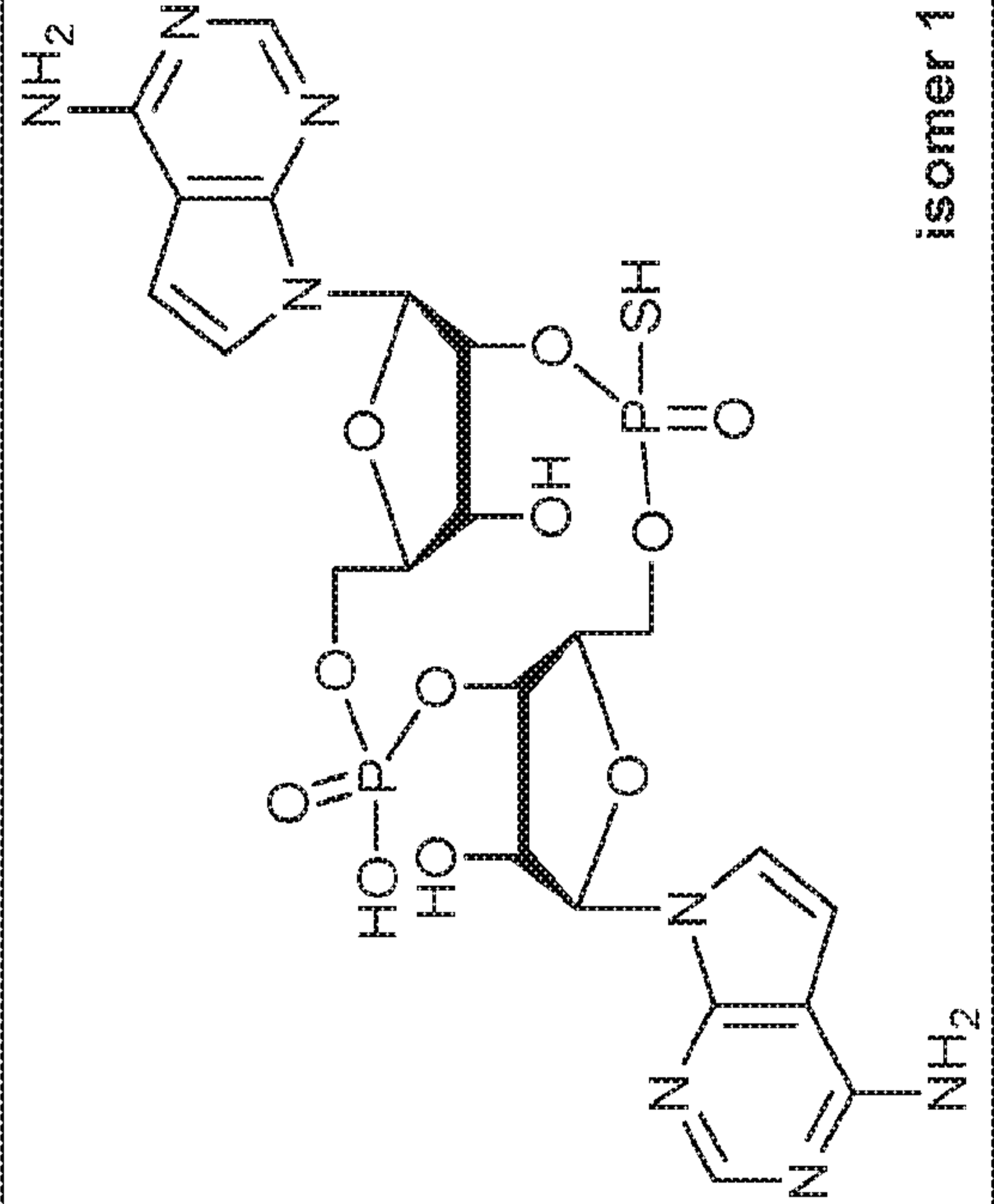
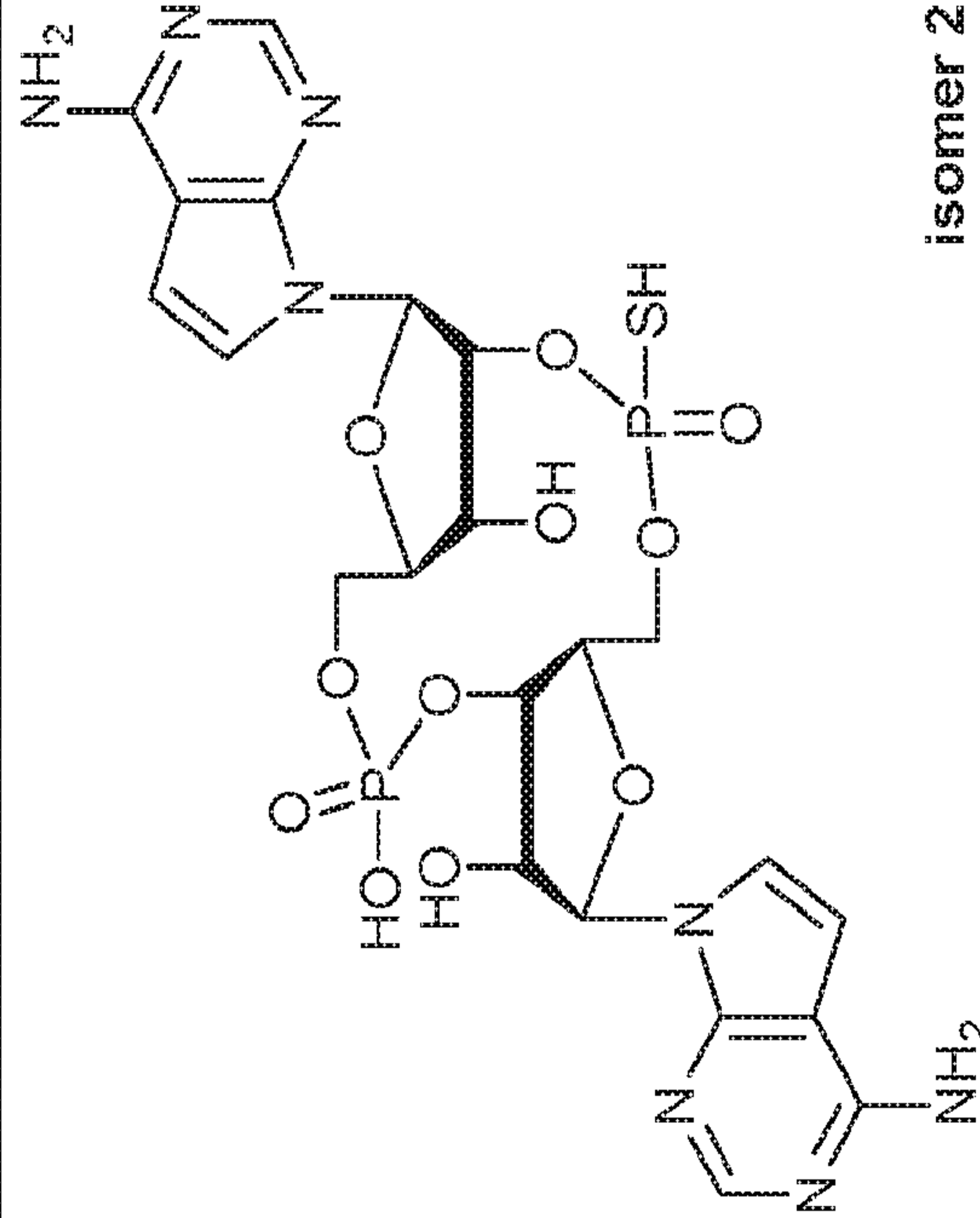
EB3	 <p style="text-align: center;">isomer 1</p>	<p>8.26 (s, 1H) 8.25 (s, 1H) 6.95 (d, J = 3.8 Hz, 1H) 6.29 (d, J = 3.8 Hz, 1H) 6.15 (s, 1H) 5.93 (d, J = 8.7 Hz, 1H) 5.55 (m, 1H) 4.99 (m, 1H)</p>	<p>51.5 -1.3</p>	<p>[M+H]⁺ 690.0</p>
EB4	 <p style="text-align: center;">isomer 2</p>	<p>8.46 (s, 1H) 8.26 (s, 1H) 7.03 (d, J = 3.7 Hz, 1H) 6.38 (d, J = 3.7 Hz, 1H) 6.17 (d, J = 2.7 Hz, 1H) 5.99 (d, J = 8.4 Hz, 1H) 5.63 (m, 1H) 5.11 (ddd, J = 6.7, 6.6, 4.5 Hz, 1H)</p>	<p>56.1 -0.7</p>	<p>[M+H]⁺ 690.0</p>

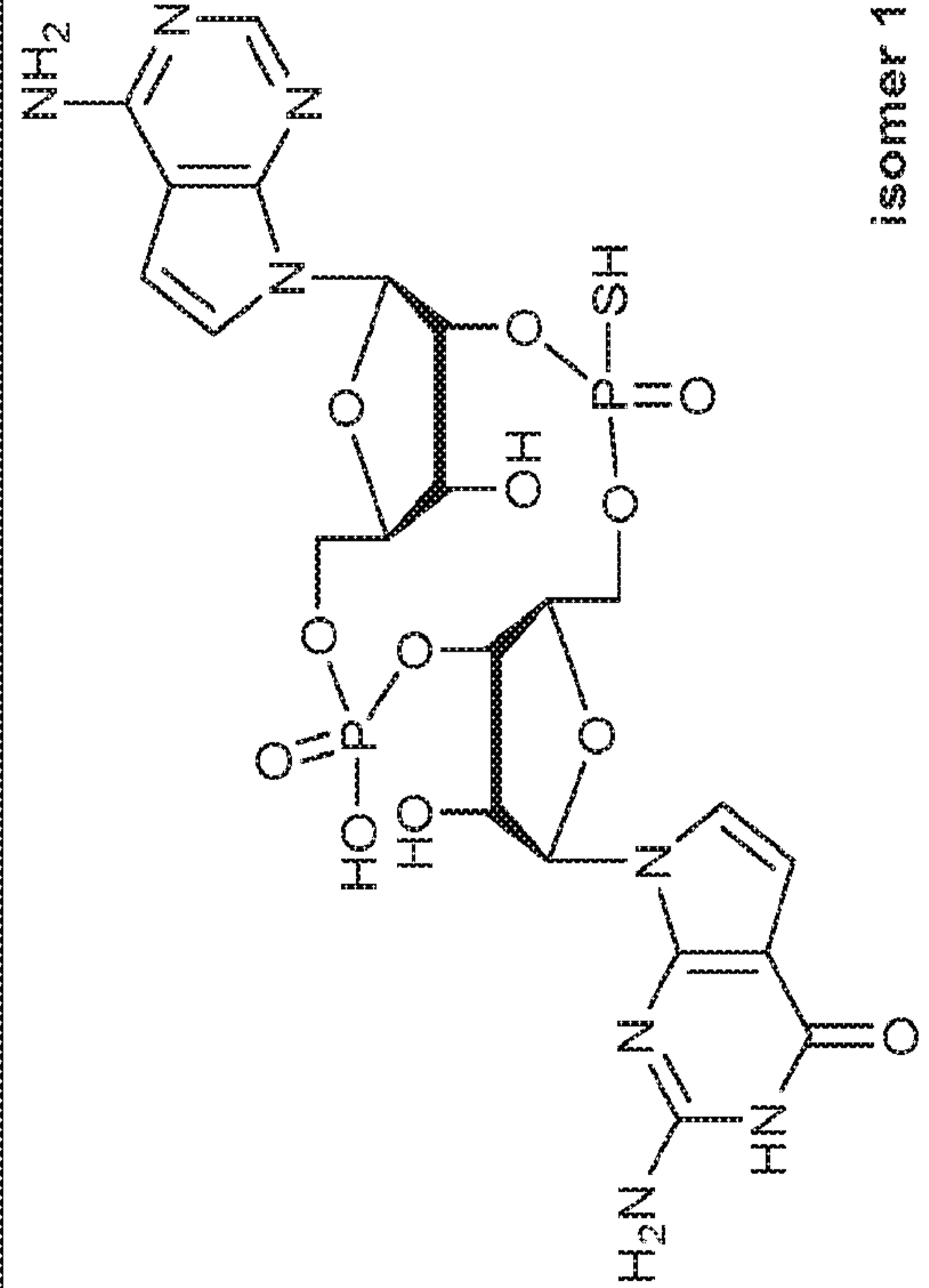
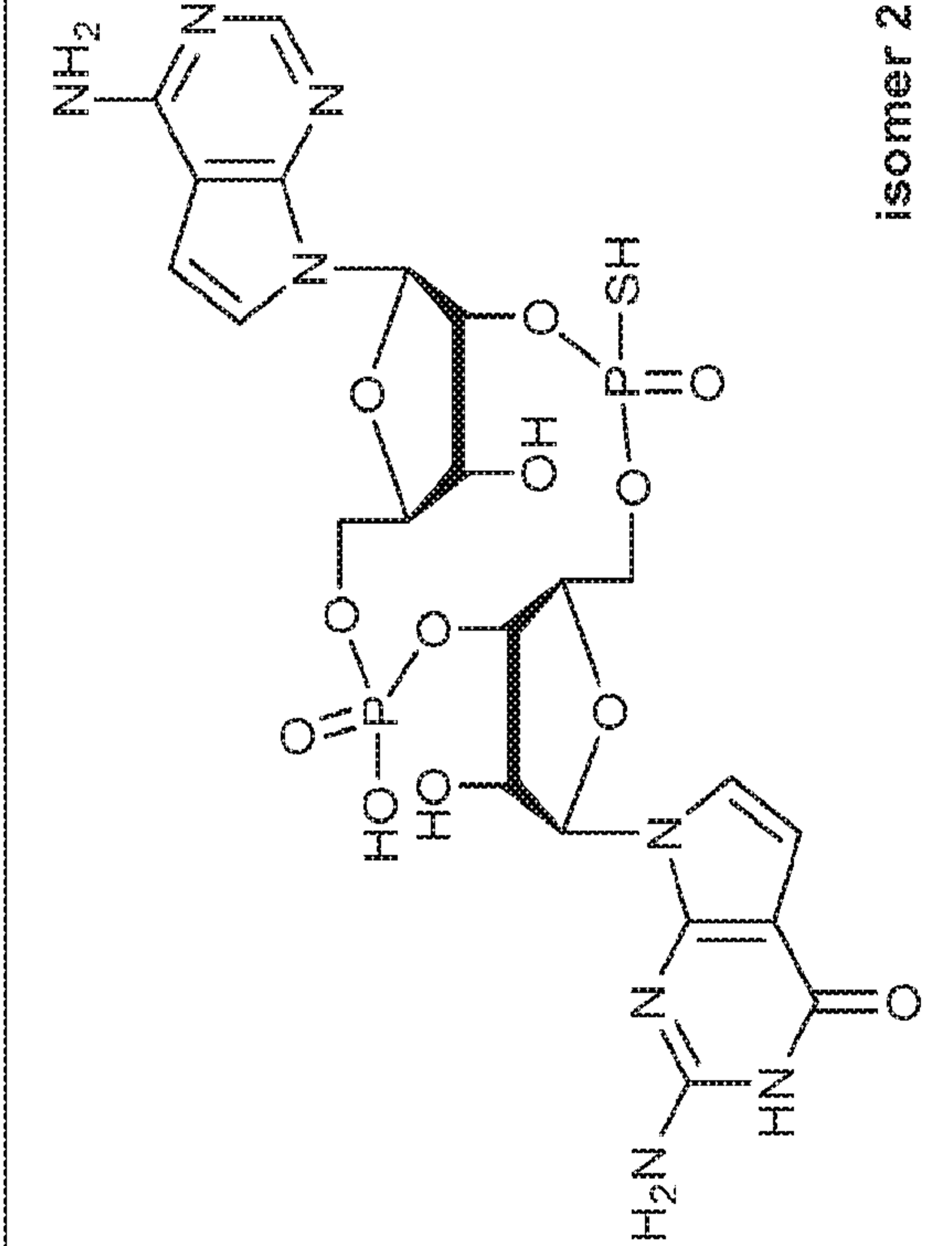
<p>EB5</p>		<p>8.26 (s, 1H) 8.23 (s, 1H) 6.94 (d, J = 3.7 Hz, 1H) 6.26 (d, J = 3.7 Hz, 1H) 6.14 (s, 1H) 5.92 (d, J = 8.5 Hz, 1H) 5.55 (m, 1H) 5.00 (m, 1H)</p>	<p>51.5 -1.3</p>	<p>[M+H]⁺ 734.0 [M-H]⁻ 732.0</p>
<p>EB6</p>	 <p style="text-align: right;">isomer 1</p>	<p>8.55 (s, 1H) 8.26 (s, 1H) 7.55 (s, 1H) 6.22 (s, 1H) 6.08 (d, J = 8.6 Hz, 1H) 5.81 (ddd, J = 10.4, 8.6, 4.0 Hz, 1H) 5.32 (ddd, J = 8.9, 8.8, 4.3 Hz, 1H)</p>	<p>54.1 52.5</p>	<p>[M-H]⁻ 705.0</p>

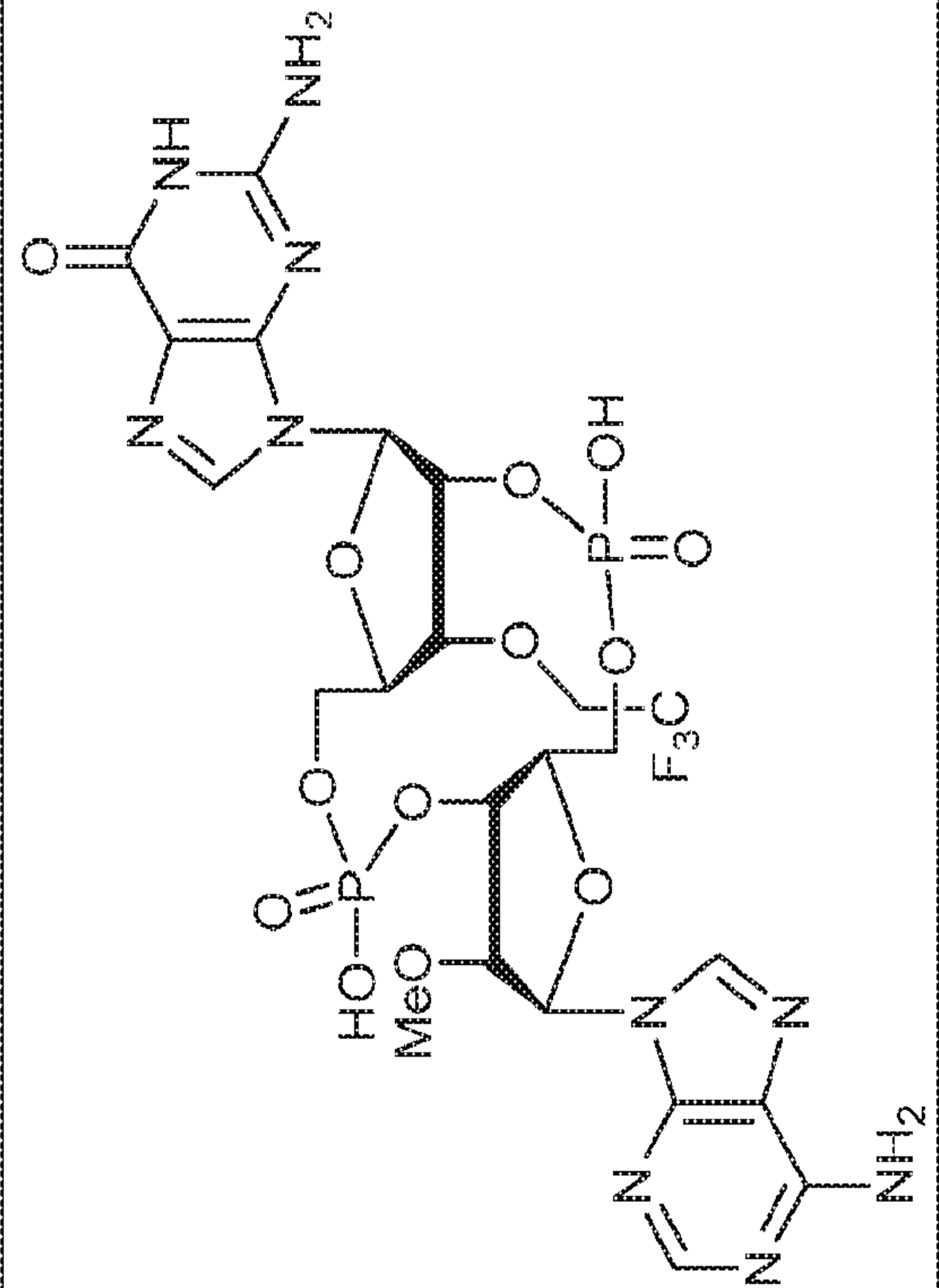
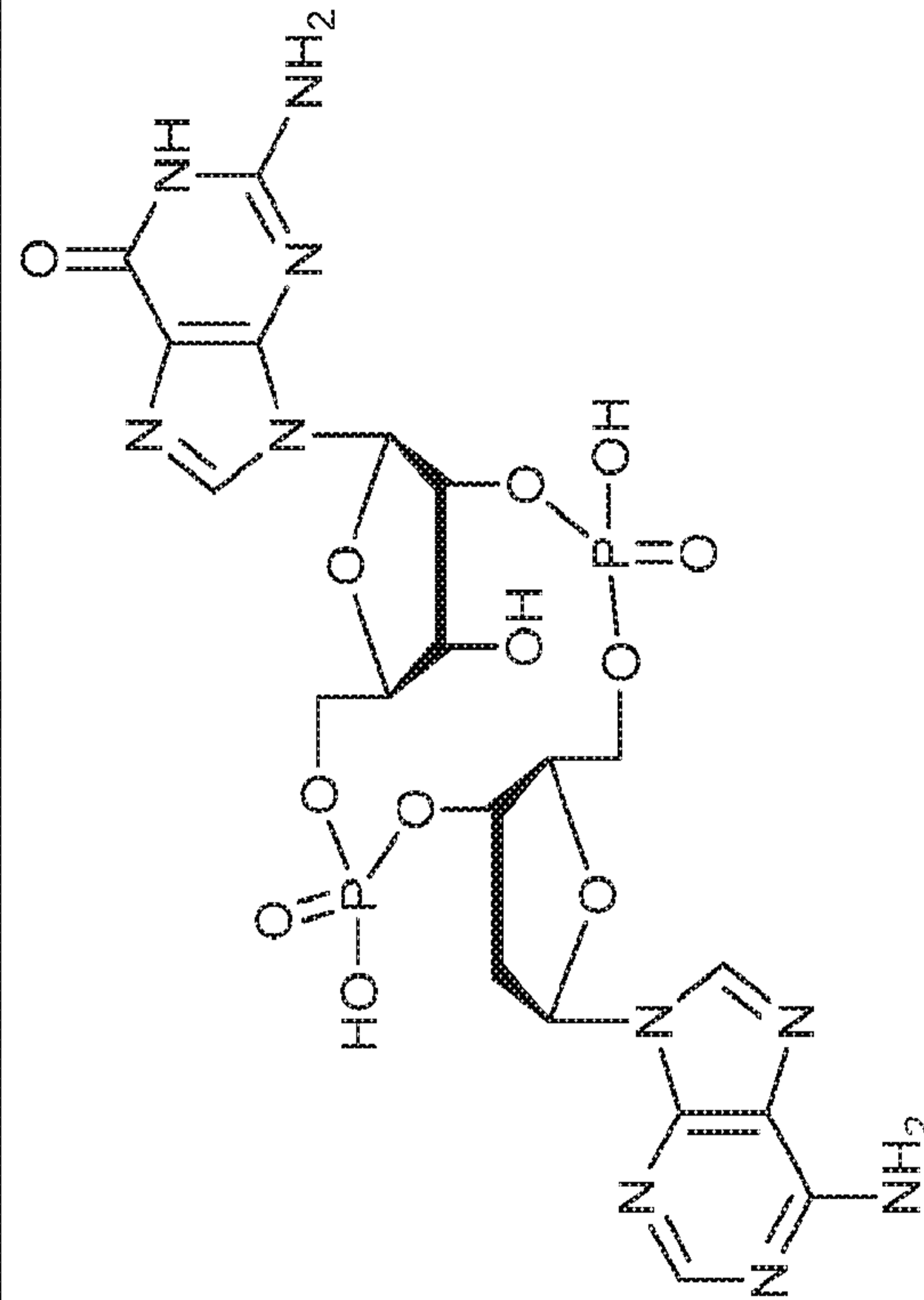
EB7	 <p style="text-align: center;">isomer 2</p>	<p>8.59 (s, 1H) 8.26 (s, 1H) 7.79 (s, 1H) 6.21 (s, 1H) 6.05 (d, J = 8.6 Hz, 1H) 5.88 (ddd, J = 10.5, 8.6, 4.1 Hz, 1H) 5.31 (ddd, J = 8.4, 8.4, 4.1 Hz, 1H)</p>	<p>55.4 54.2</p>	<p>[M-H]⁻ 705.0</p>
EC1	 <p style="text-align: center;">isomer 1</p>	<p>8.15 (s, 1H) 7.89 (s, 1H) 7.35 (d, J = 3.8 Hz, 1H) 6.27 (s, 1H) 6.26 (d, J = 3.8 Hz, 1H) 5.98 (d, J = 8.6 Hz, 1H) 5.75 (ddd, J = 9.2, 9.1, 4.1 Hz, 1H) 5.07 (m, 1H)</p>	<p>52.0 -1.3</p>	<p>[M+H]⁺ 772.1</p>

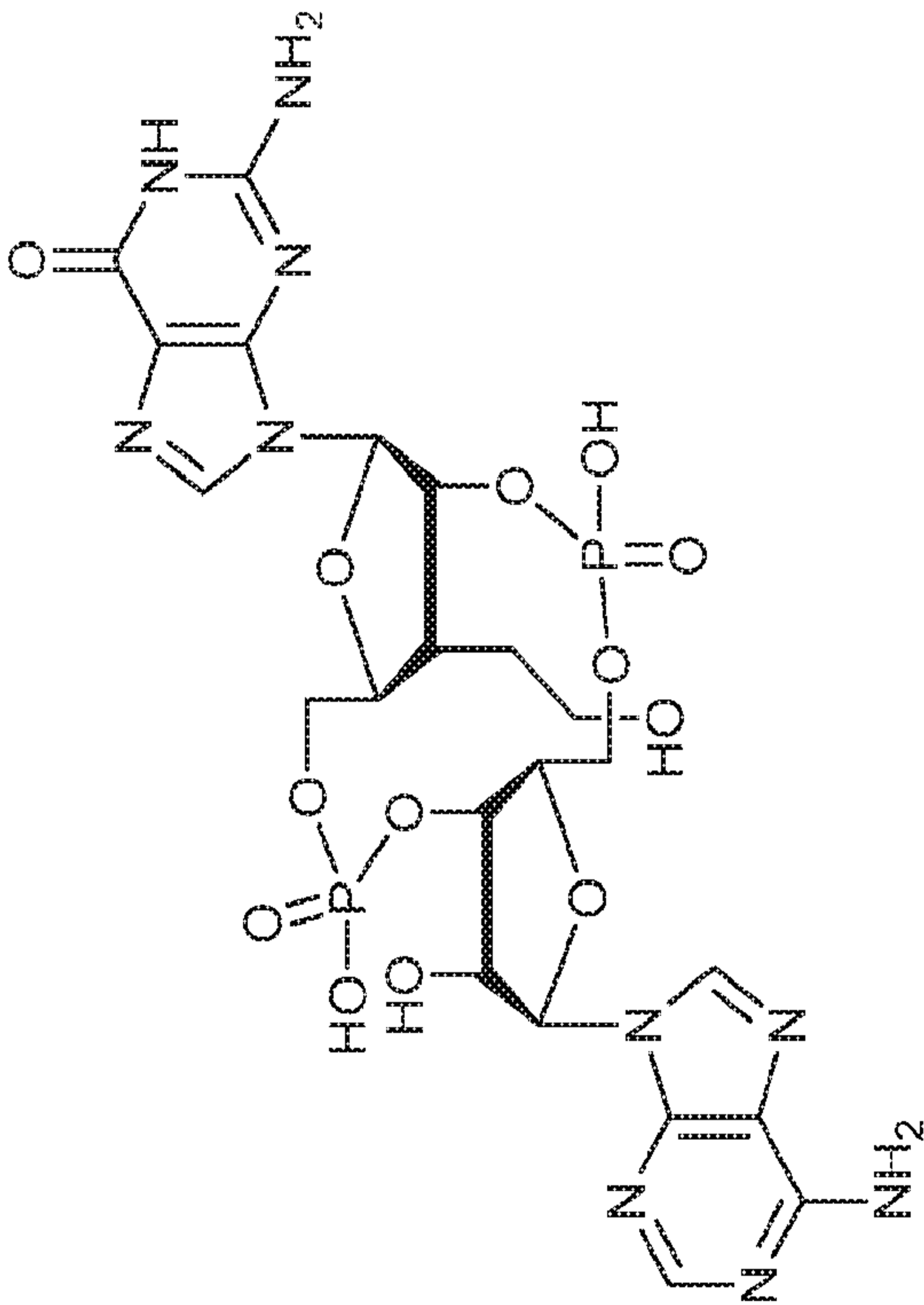
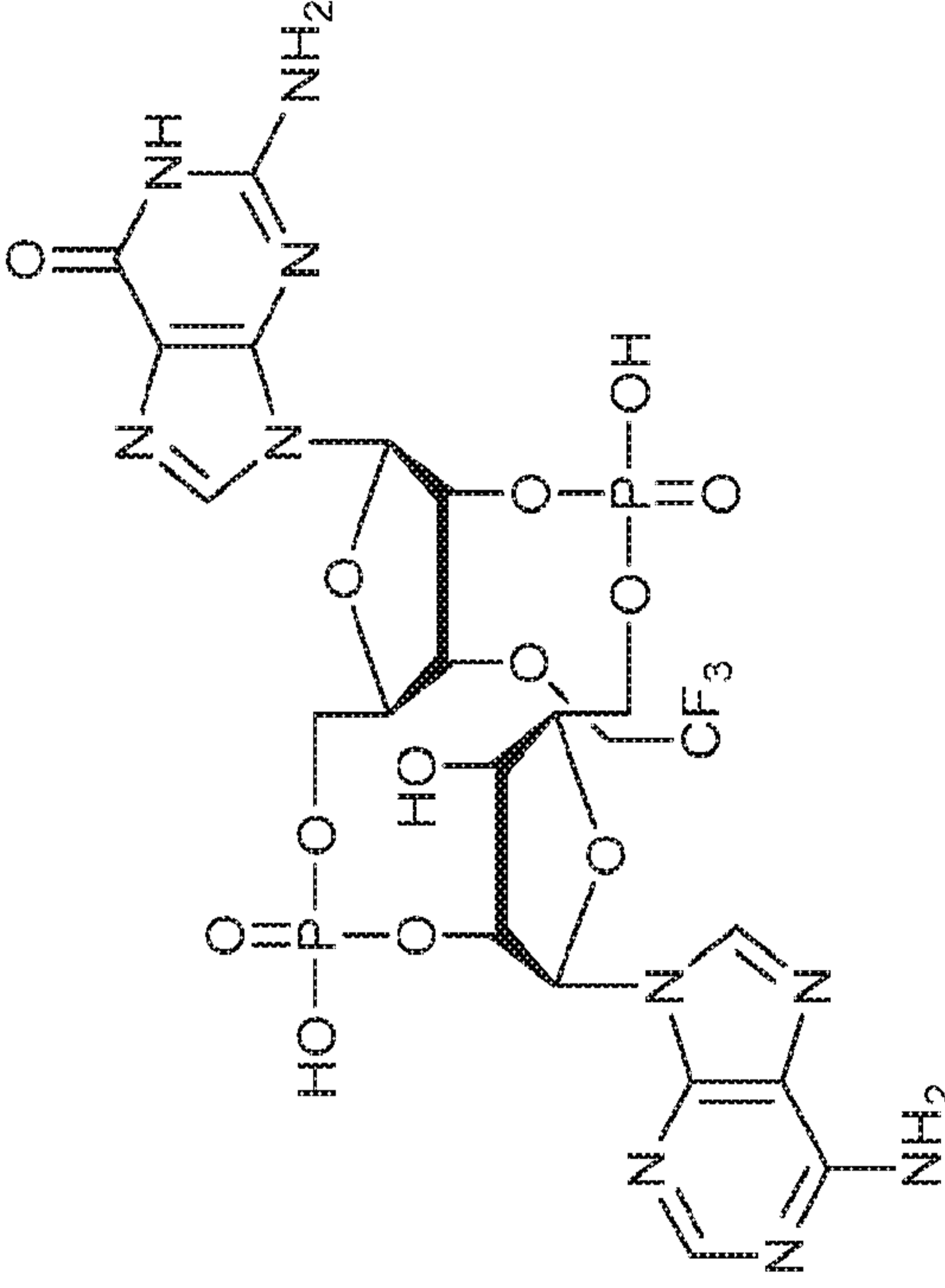
EC2		<p>8.15 (s, 1H) 7.97 (s, 1H) 7.56 (d, J = 3.8 Hz, 1H) 6.37 (d, J = 3.8 Hz, 1H) 6.30 (d, J = 3.1 Hz, 1H) 6.02 (d, J = 8.5 Hz, 1H) 5.78 (ddd, J = 12.6, 8.5, 4.1 Hz, 1H) 5.16 (m, 1H)</p>	<p>56.3 -0.6</p>	<p>[M+H]⁺ 772.1</p>
EC3	<p style="text-align: center;">isomer 2</p> 	<p>8.15 (s, 1H) 7.87 (s, 1H) 7.33 (d, J = 3.8 Hz, 1H) 6.27 (s, 1H) 6.24 (d, J = 3.8 Hz, 1H) 5.98 (d, J = 8.6 Hz, 1H) 5.68 (ddd, J = 8.5, 8.45, 4.0 Hz, 1H) 5.08 (ddd, J = 7.7, 7.5, 4.5 Hz, 1H)</p>	<p>-1.4 -2.4</p>	<p>[M+H]⁺ 756.2</p>

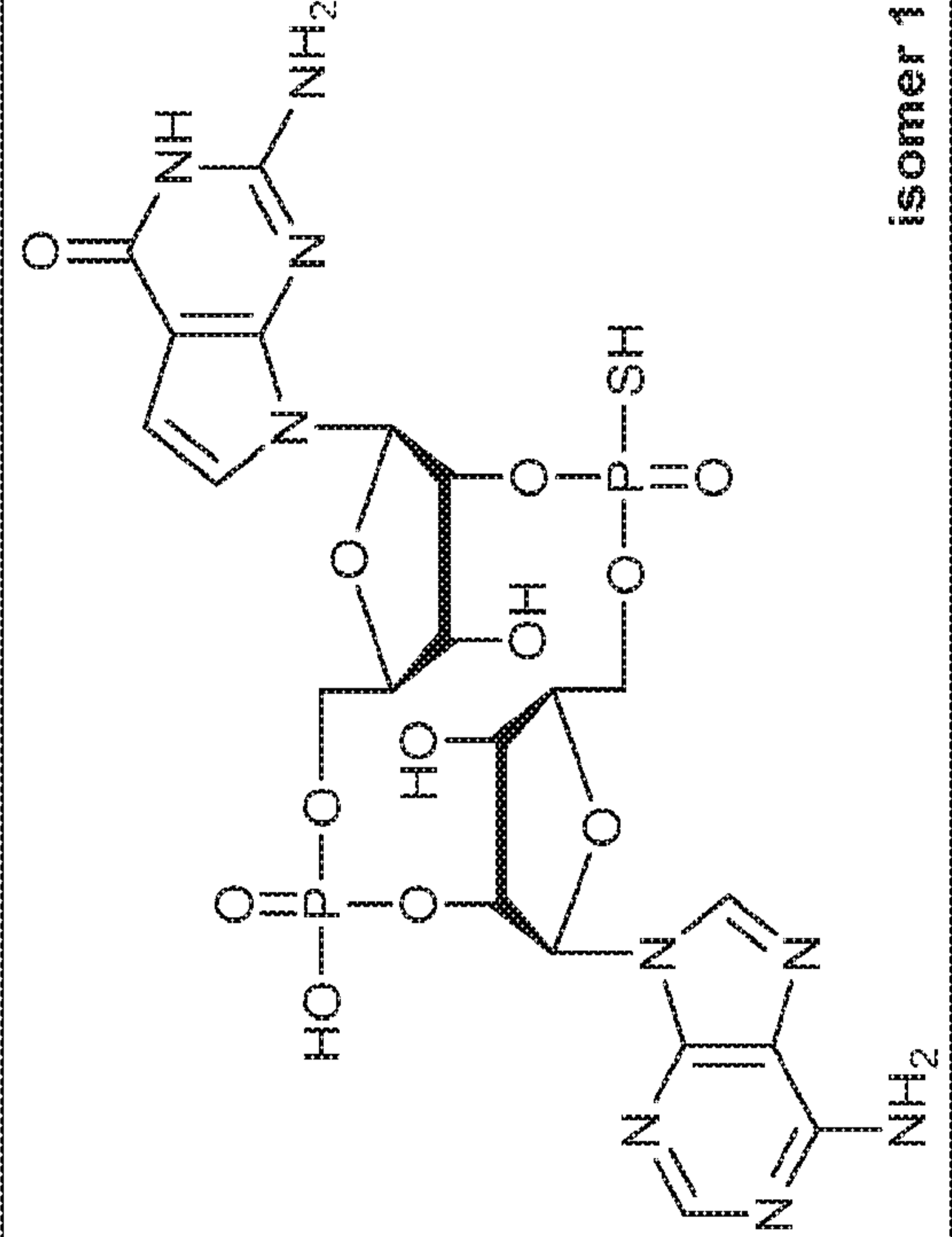
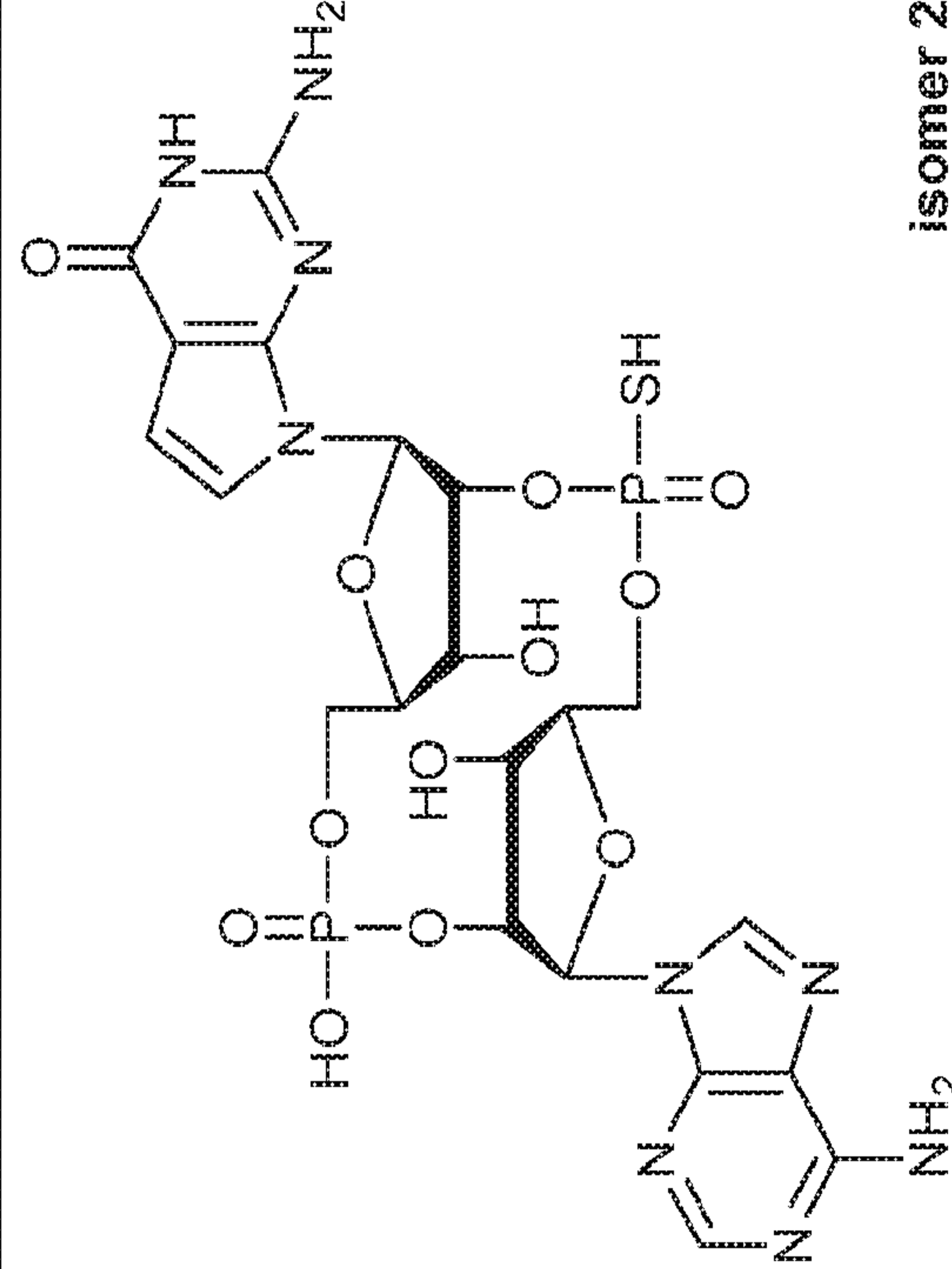
<p style="text-align: center;">EC4</p>	 <p style="text-align: center;">isomer 1</p>	<p>7.03 (d, J = 3.7 Hz, 1H) 6.88 (m, 1H) 6.34 (d, J = 3.7 Hz, 1H) 6.31 (d, J = 3.7 Hz, 1H) 6.08 (m, 1H) 5.93 (m, 1H) 5.05 (m, 1H) 4.98 (m, 1H)</p> <p>in DMSO-d₆ / D₂O</p>	<p>61.1 -0.4</p>	<p>[M+H]⁺ 705.0</p>
<p style="text-align: center;">EC5</p>	 <p style="text-align: center;">isomer 2</p>	<p>7.02 (d, J = 3.7 Hz, 1H) 6.92 (d, J = 3.7 Hz, 1H) 6.33 (m, 2H) 6.09 (d, J = 8.7 Hz, 1H) 5.92 (d, J = 7.9 Hz, 1H) 4.94 (m, 1H) 4.81 (m, 1H) 4.60 (m, 1H) 4.43 (m, 1H)</p> <p>in DMSO-d₆ / D₂O</p>	<p>53.1 -0.8</p>	<p>[M+H]⁺ 704.9</p>

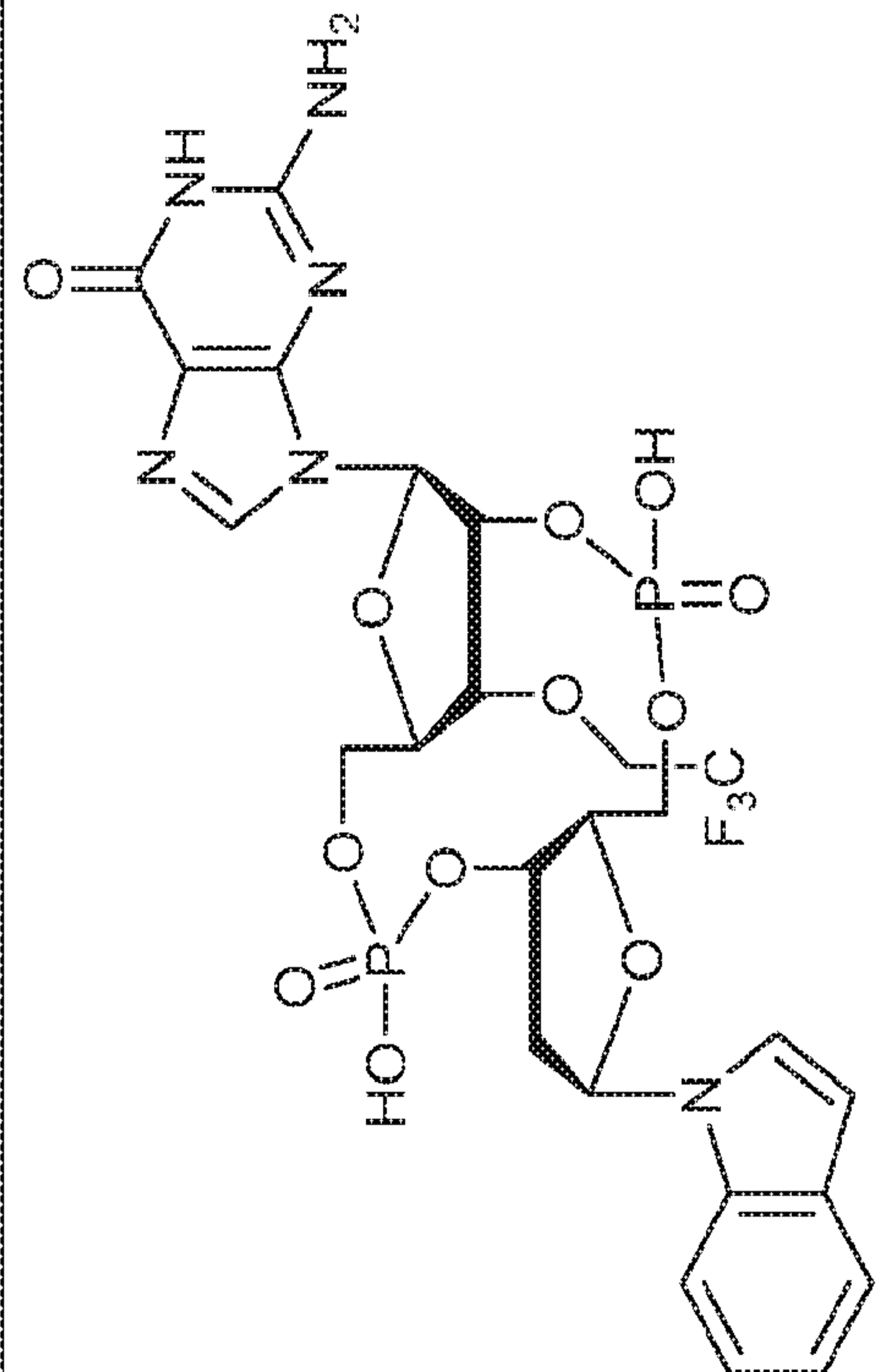
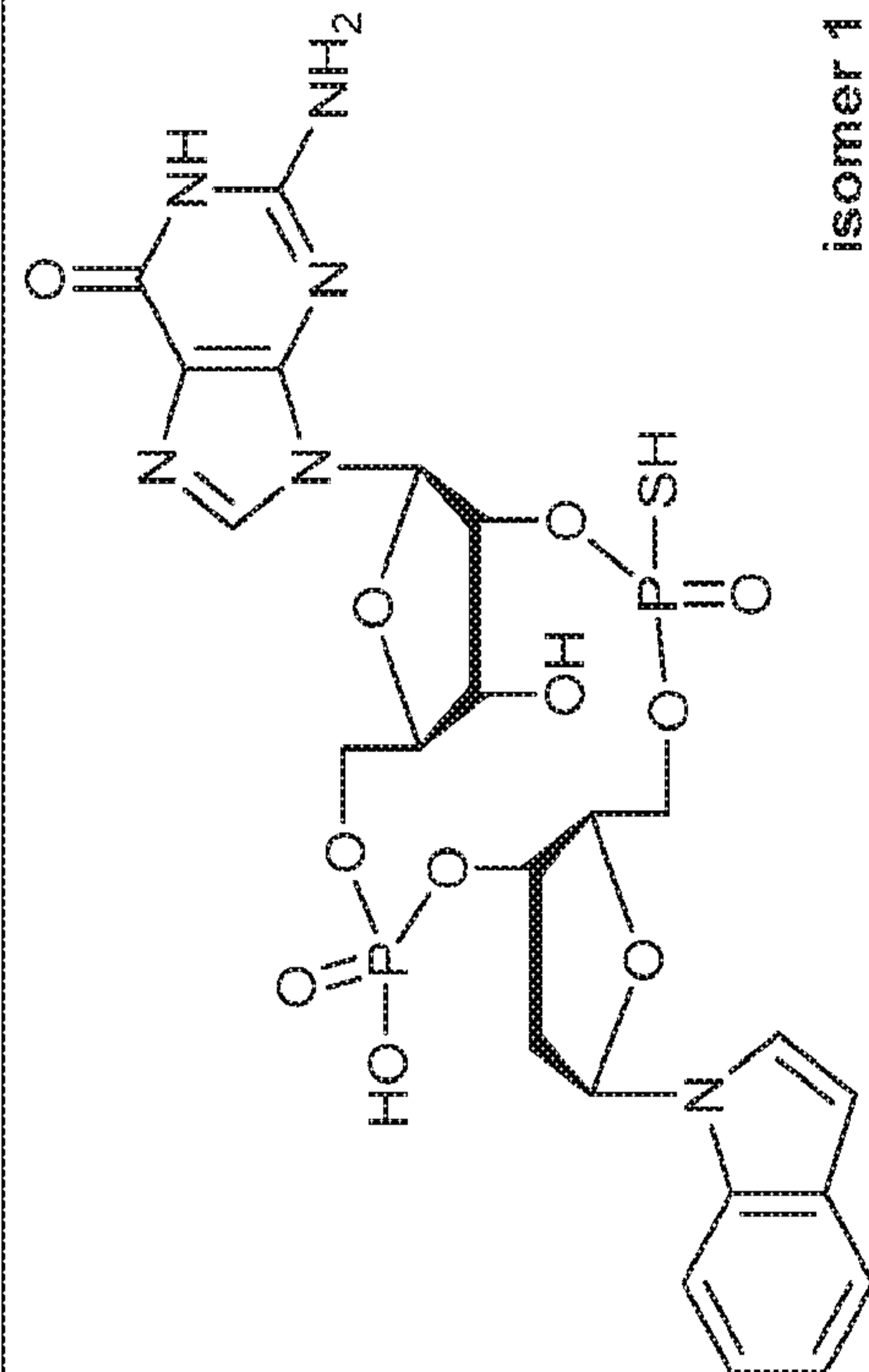
EC6	 <p style="text-align: center;">isomer 1</p>	<p>8.11 (s, 1H) 8.11 (s, 1H) 7.59 (d, J = 3.8 Hz, 1H) 7.20 (d, J = 3.9 Hz, 1H) 6.40 (m, 2H) 6.22 (m, 2H) 5.23 (ddd, J = 9.0, 8.8, 4.2 Hz, 1H) 4.94 (m, 1H)</p>	<p>52.9 -1.0</p>	<p>[M+H]⁺ 673.0</p>
EC7	 <p style="text-align: center;">isomer 2</p>	<p>8.103 (s, 1H) 8.102 (s, 1H) 7.67 (d, J = 3.9 Hz, 1H) 7.34 (d, J = 3.9 Hz, 1H) 6.58 (d, J = 3.8 Hz, 1H) 6.51 (d, J = 3.8 Hz, 1H) 6.42 (d, J = 8.4 Hz, 1H) 6.23 (d, J = 6.5 Hz, 1H)</p>	<p>59.1 0.1</p>	<p>[M+H]⁺ 673.0</p>

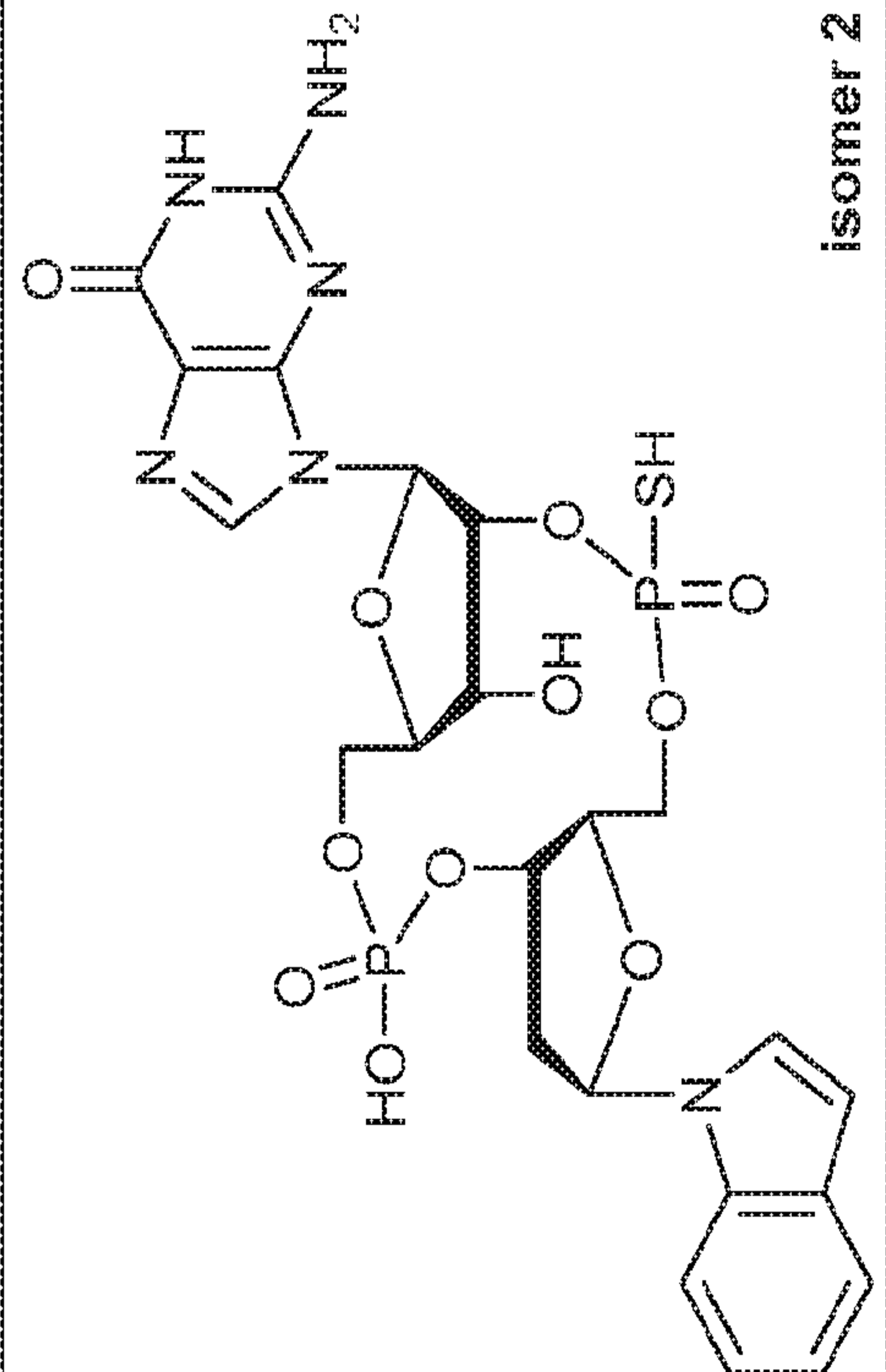
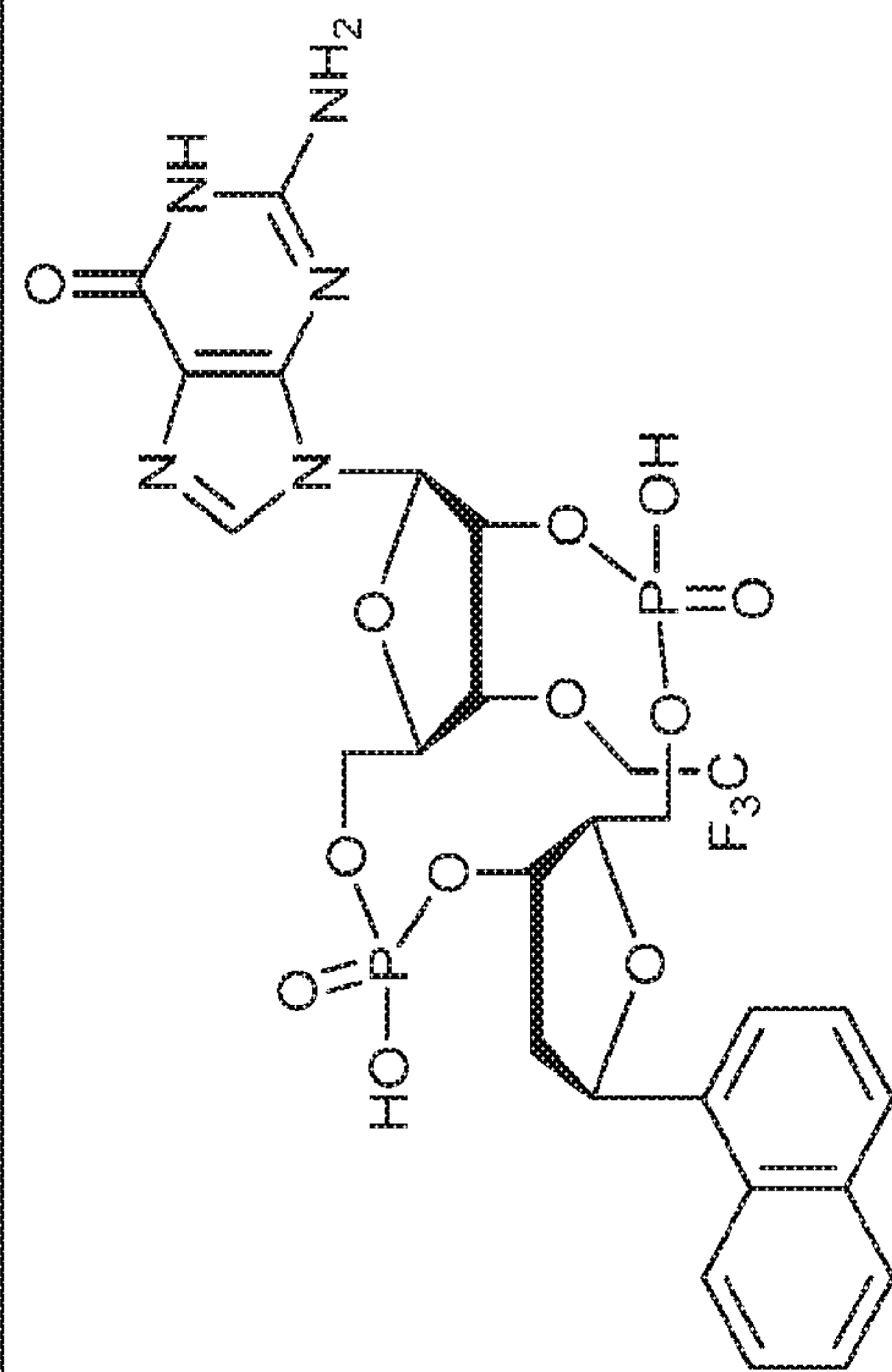
<p style="text-align: center;">EC8</p>	 <p style="text-align: center;">isomer 1</p>	<p>8.27 (s, 2H) 8.05 (s, 1H) 7.47 (d, J = 3.8 Hz, 1H) 6.92 (d, J = 3.7 Hz, 1H) 6.65 (d, J = 3.7 Hz, 1H) 6.30 (m, 2H) 5.99 (d, J = 8.2 Hz, 1H) 5.01 (m, 1H) 4.85 (m, 1H) in DMSO-d₆</p>	<p>49.5 0.9 in DMSO-d₆</p>	<p>[M+H]⁺ 689.2</p>
<p style="text-align: center;">EC9</p>	 <p style="text-align: center;">isomer 2</p>	<p>8.29 (s, 2H) 8.04 (s, 1H) 7.50 (d, J = 3.8 Hz, 1H) 6.82 (d, J = 3.7 Hz, 1H) 6.59 (d, J = 3.8 Hz, 1H) 6.35 (d, J = 3.7 Hz, 1H) 6.29 (d, J = 8.5 Hz, 1H) 5.98 (d, J = 8.5 Hz, 1H) 5.11 (m, 1H) 4.40 (m, 1H) in DMSO-d₆</p>	<p>57.1 1.4 in DMSO-d₆</p>	<p>[M+H]⁺ 689.1</p>

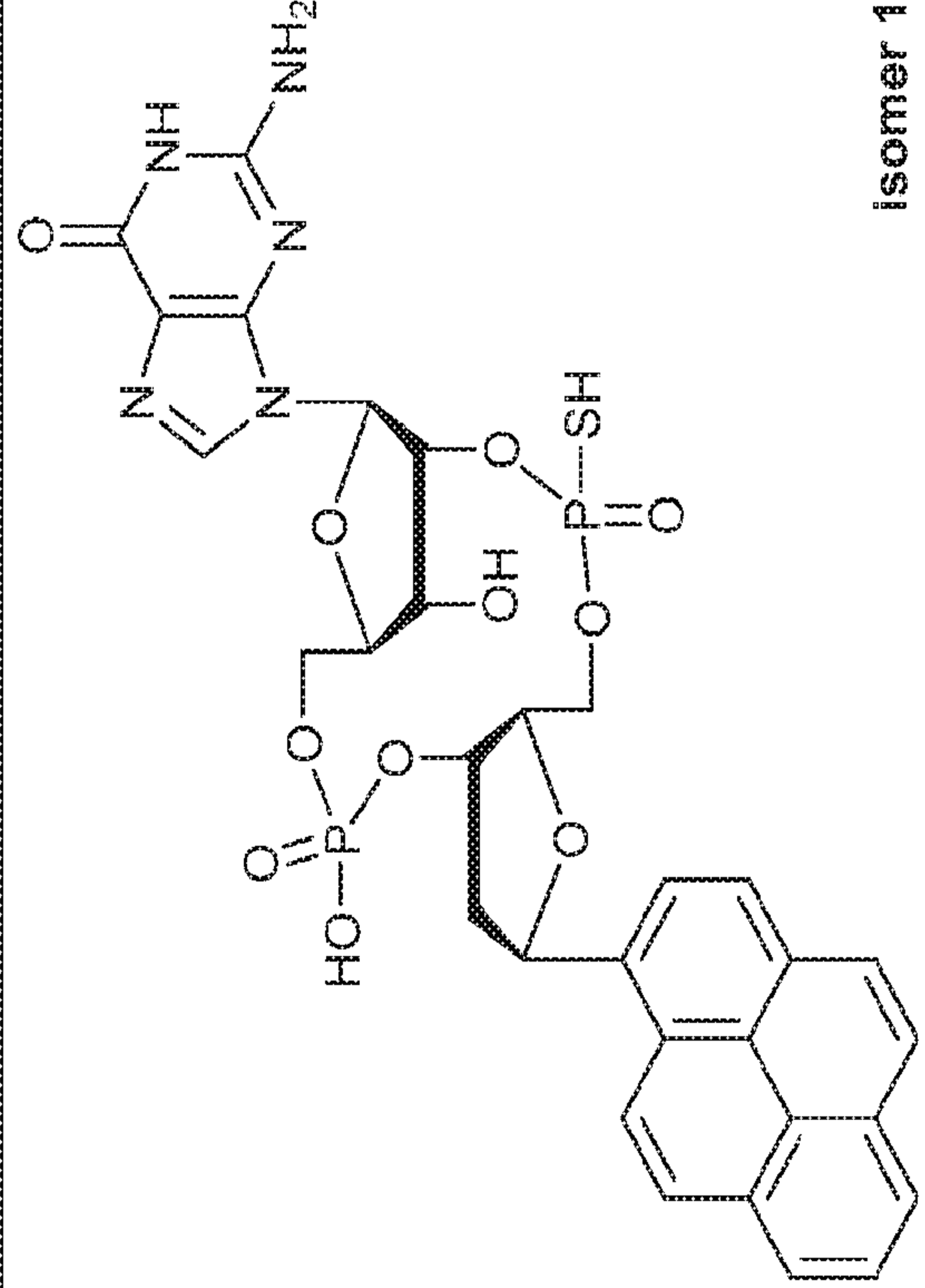
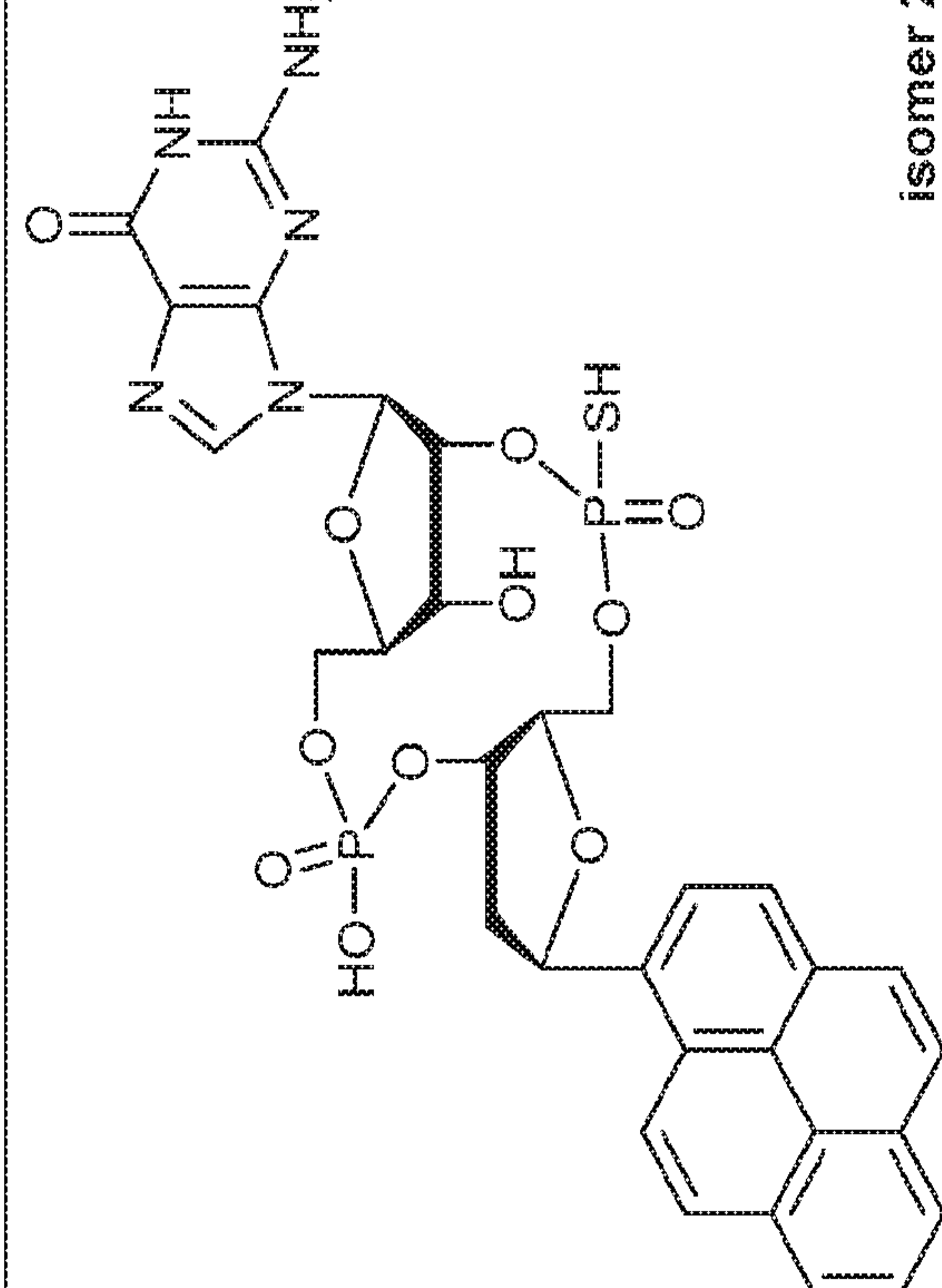
<p style="text-align: center;">EC10</p>		<p>8.28 (s, 1H) 8.26 (s, 1H) 7.83 (s, 1H) 6.26 (s, 1H) 5.96 (d, J = 8.6 Hz, 1H) 5.76 (ddd, J = 8.6, 8.6, 4.1 Hz, 1H) 5.09 (m, 1H)</p>	<p>-1.6 -2.7</p>	<p>[M+H]⁺ 771.2</p>
<p style="text-align: center;">EC11</p>		<p>8.32 (s, 1H) 8.27 (s, 1H) 7.93 (s, 1H) 6.47 (m, 1H) 5.97 (d, J = 8.3 Hz, 1H) 5.58 (m, 1H) 5.19 (m, 1H)</p>		<p>[M+H]⁺ 659.0 [M-H]⁻ 656.8</p>

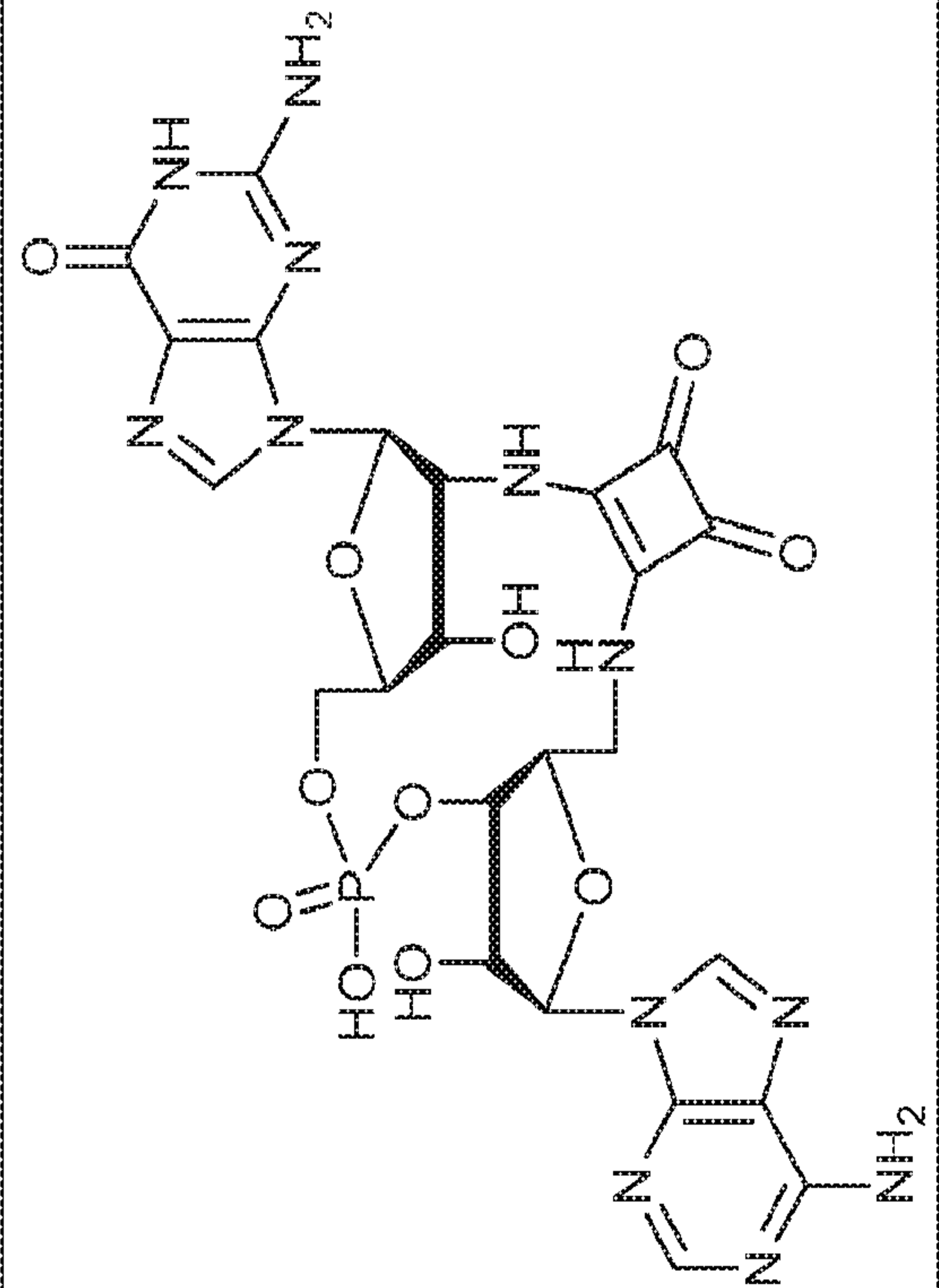
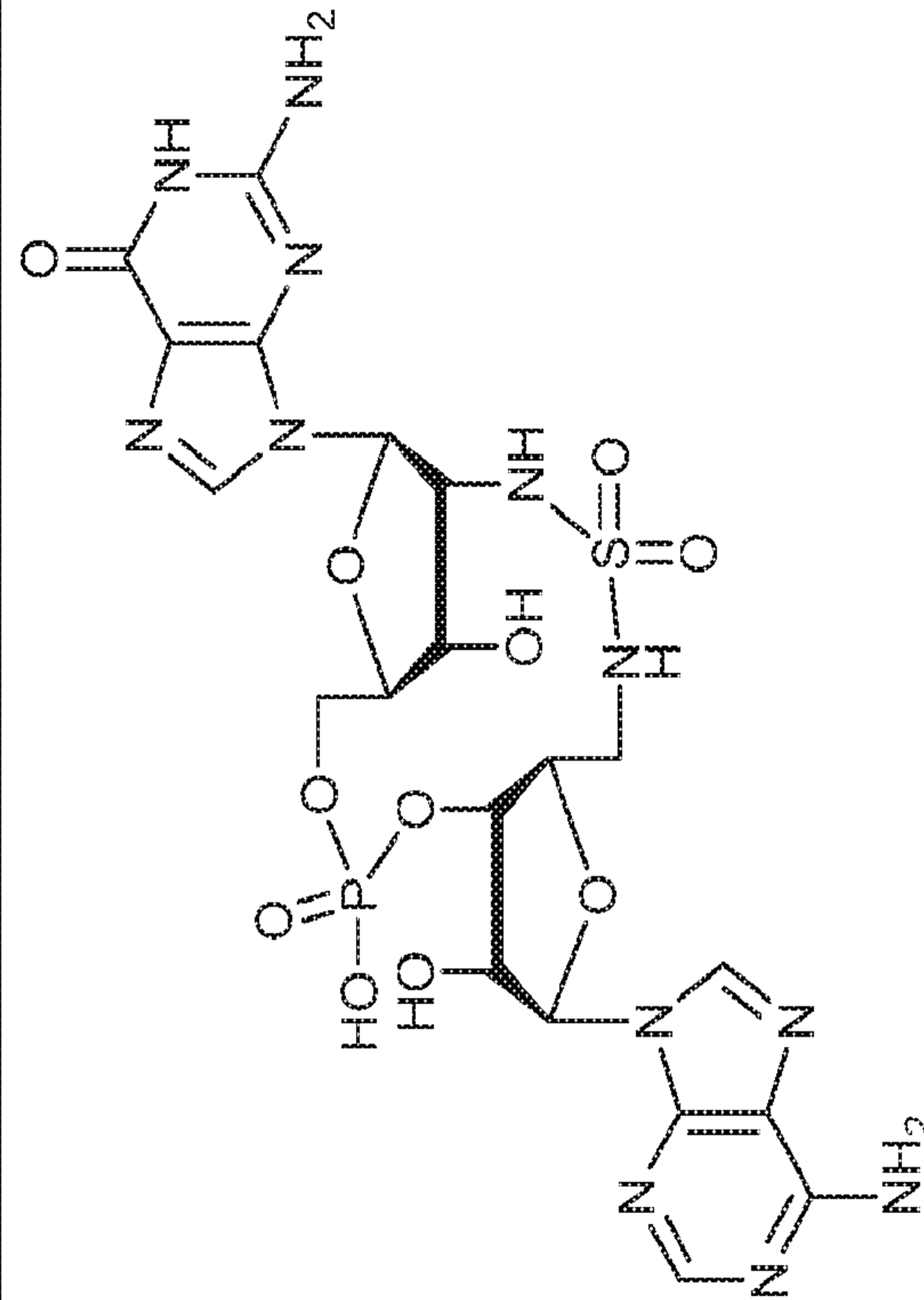
<p style="text-align: center;">EC12</p>		<p>8.30 (s, 1H) 8.25 (s, 1H) 7.84 (s, 1H) 6.16 (s, 1H) 5.88 (d, J = 8.4 Hz, 1H) 5.73 (ddd, J = 8.0, 8.0, 8.0 Hz, 1H) 5.08 (m, 1H)</p>	<p>-1.0 -2.4</p>	<p>[M+H]⁺ 703.0</p>
<p style="text-align: center;">EC13</p>		<p>8.36 (s, 1H) 8.18 (s, 1H) 7.84 (s, 1H) 6.29 (d, J = 8.1 Hz, 1H) 5.99 (d, J = 8.4 Hz, 1H) 5.38 (ddd, J = 8.1, 7.9, 4.4 Hz, 1H) 5.09 (ddd, J = 8.3, 4.2, 4.2 Hz, 1H)</p>	<p>-1.3 -1.8</p>	<p>[M+H]⁺ 757.0</p>

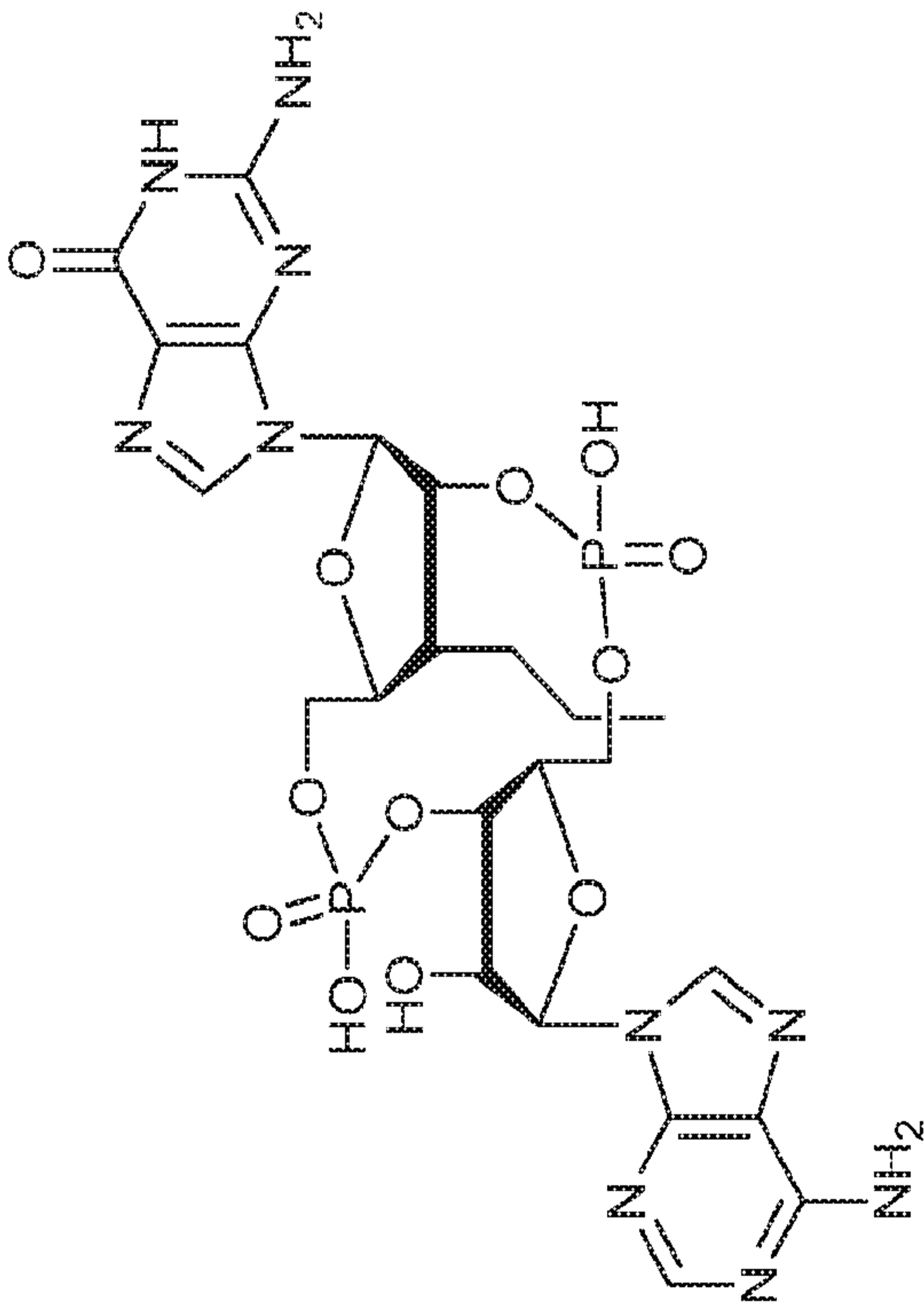
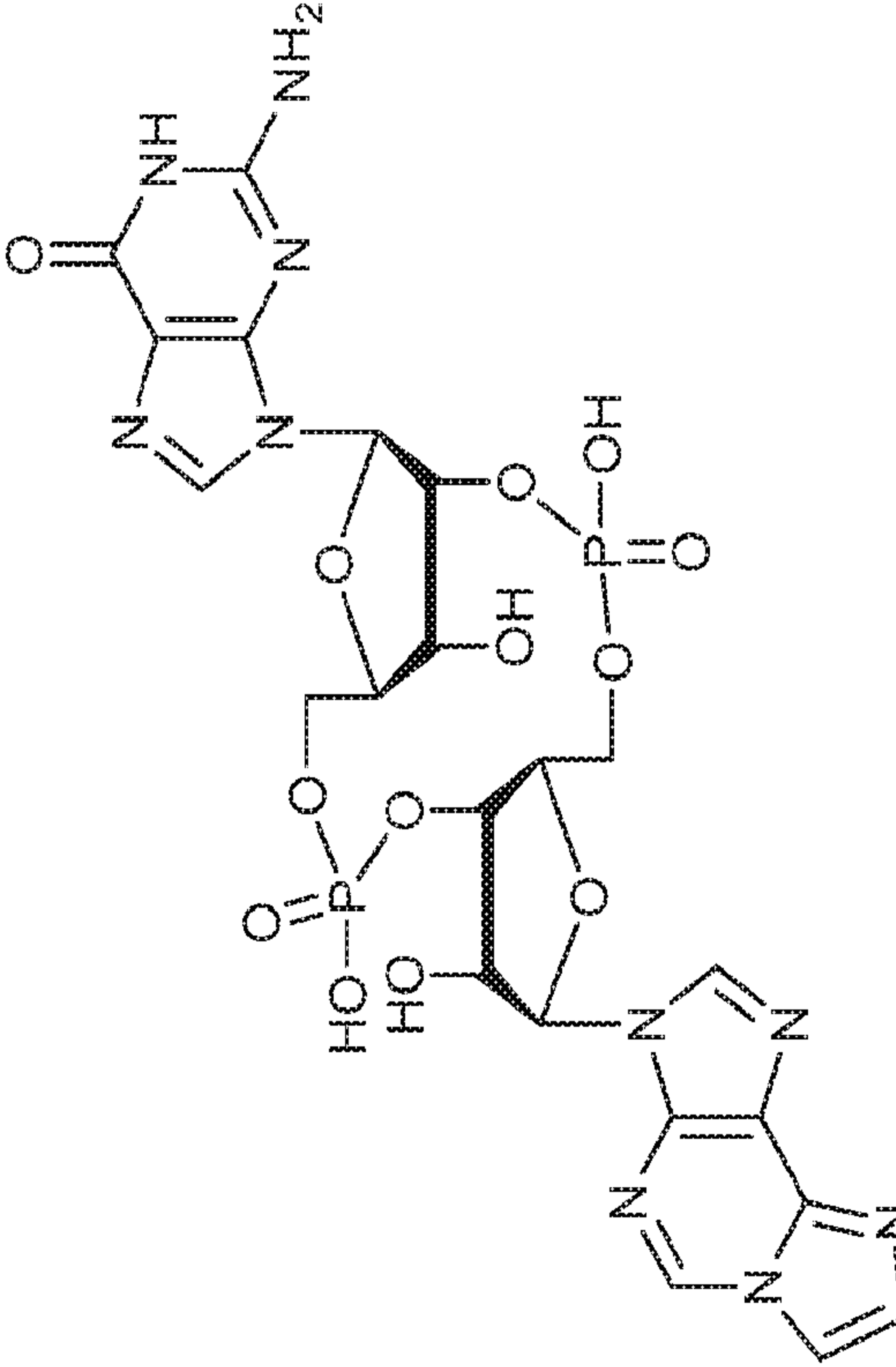
<p style="text-align: center;">EC14</p>	 <p style="text-align: center;">isomer 1</p>	<p>8.69 (s, 1H) 8.13 (s, 1H) 6.88 (d, J = 3.8 Hz, 1H) 6.34 (d, J = 3.8 Hz, 1H) 6.28 (d, J = 8.1 Hz, 1H) 6.10 (d, J = 8.1 Hz, 1H) 5.17 (m, 2H)</p>	<p>56.7 -1.5</p>	<p>[M+H]⁺ 689.9</p>
<p style="text-align: center;">EC15</p>	 <p style="text-align: center;">isomer 2</p>	<p>8.35 (s, 1H) 7.93 (s, 1H) 6.77 (d, J = 3.8 Hz, 1H) 6.25 (d, J = 8.1 Hz, 1H) 6.17 (d, J = 3.8 Hz, 1H) 6.10 (d, J = 8.1 Hz, 1H) 5.19 (ddd, J = 8.6, 4.6 Hz, 1H) 5.14 (ddd, J = 8.5, 4.4 Hz, 1H)</p>	<p>52.1 -1.6</p>	<p>[M+H]⁺ 690.0</p>

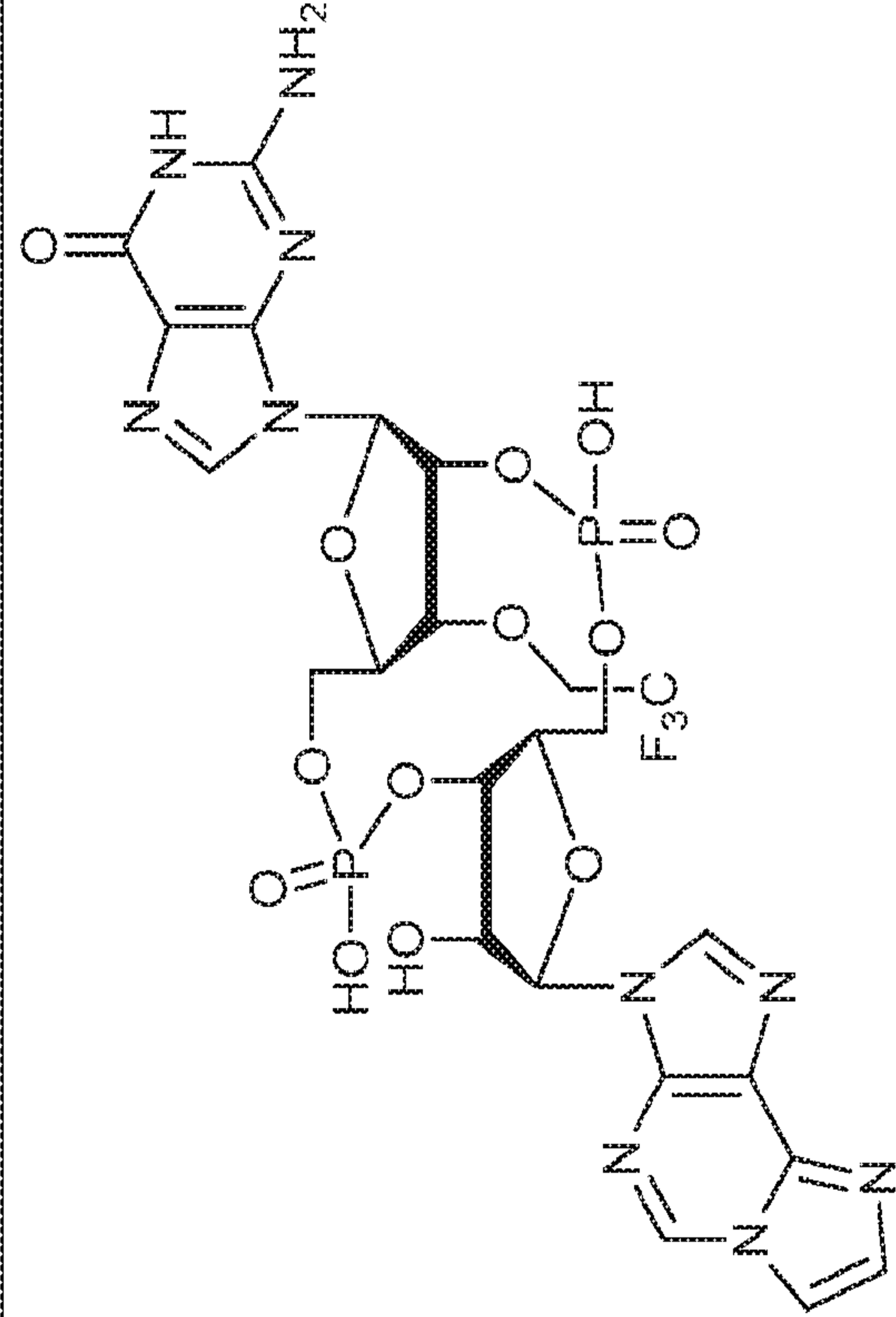
<p style="text-align: center;">EC16</p>		<p>8.03 (s, 1H) 7.68 (m, 1H) 7.58 (d, J = 8.0 Hz, 1H) 7.44 (d, J = 3.4 Hz, 1H) 7.20 (m, 2H) 6.59 (t, J = 6.5 Hz, 1H) 6.55 (d, J = 3.4 Hz, 1H) 6.05 (d, J = 8.5 Hz, 1H) 5.55 (m, 1H) 5.20 (m, 1H)</p>	<p>-1.0 -1.1</p>	<p>[M+H]⁺ 723.1</p>
<p style="text-align: center;">EC17</p>	<p style="text-align: center;">isomer 1</p> 	<p>8.03 (s, 1H) 7.67 (m, 1H) 7.58 (m, 1H) 7.44 (d, J = 3.4 Hz, 1H) 7.18 (m, 2H) 6.57 (t, J = 6.4 Hz, 1H) 6.52 (m, 1H) 6.02 (d, J = 8.5 Hz, 1H) 5.57 (m, 1H) 5.20 (m, 1H)</p>	<p>53.0 -1.0</p>	<p>[M+H]⁺ 657.0 [M-H]⁻ 655.0</p>

<p style="text-align: center;">EC18</p>	 <p style="text-align: center;">isomer 2</p>	<p>8.16 (s, 1H) 7.68 (d, J = 7.8 Hz, 1H) 7.62 (d, J = 8.1 Hz, 1H) 7.52 (d, J = 3.5 Hz, 1H) 7.26 (m, 1H) 7.19 (m, 1H) 6.61 (m, 2H) 6.05 (d, J = 8.3 Hz, 1H) 5.50 (m, 1H) 5.31 (m, 1H)</p>	<p>59.5 -1.0</p>	<p>[M+H]⁺ 657.0 [M-H]⁻ 655.0</p>
<p style="text-align: center;">EC19</p>		<p>8.06 (m, 1H) 7.99 (m, 1H) 7.97 (s, 1H) 7.84 (d, J = 8.3 Hz, 1H) 7.69 (d, J = 7.2 Hz, 1H) 7.59 (m, 2H) 7.32 (t, J = 7.7 Hz, 1H) 6.02 (m, 2H) 5.52 (ddd, J = 8.7, 8.7, 4.2 Hz, 1H) 5.08 (m, 1H)</p>	<p>-1.0 -1.2</p>	<p>[M+H]⁺ 734.0</p>

<p style="text-align: center;">EC20</p>	 <p style="text-align: center;">isomer 1</p>	<p>9.12 (s, 1H) 8.29 (d, J = 9.3 Hz, 1H) 8.12 (m, 5H) 8.00 (s, 2H) 7.93 (t, J = 7.6 Hz, 1H) 6.18 (m, 2H) 5.36 (m, 2H)</p>	<p>62.8 -0.7</p>	<p>[M+H]⁺ 742.1</p>
<p style="text-align: center;">EC21</p>	 <p style="text-align: center;">isomer 2</p>	<p>9.09 (s, 1H) 8.28 (d, J = 9.3 Hz, 1H) 8.11 (m, 5H) 7.98 (s, 2H) 7.93 (t, J = 7.6 Hz, 1H) 6.17 (dd, J = 10.5, 5.3 Hz, 1H) 6.13 (d, J = 8.0 Hz, 1H) 5.46 (m, 1H) 5.13 (m, 1H)</p>	<p>56.5 -0.8</p>	<p>[M+H]⁺ 742.0</p>

<p style="text-align: center;">EC22</p>		<p style="text-align: center;">8.21 (s, 1H) 8.14 (s, 1H) 7.82 (s, 1H) 6.19 (d, J = 7.7 Hz, 1H) 6.00 (d, J = 3.1 Hz, 1H)</p>	<p style="text-align: center;">-0.1</p>	<p style="text-align: center;">[M+H]⁺ 689.0</p>
<p style="text-align: center;">EC23</p>		<p style="text-align: center;">8.15 (s, 1H) 7.91 (s, 1H) 7.44 (s, 1H) 6.17 (s, 1H) 5.88 (d, J = 9.0 Hz, 1H) 5.13 (m, 2H)</p>	<p style="text-align: center;">-1.24</p>	<p style="text-align: center;">[M+H]⁺ 672.9</p>

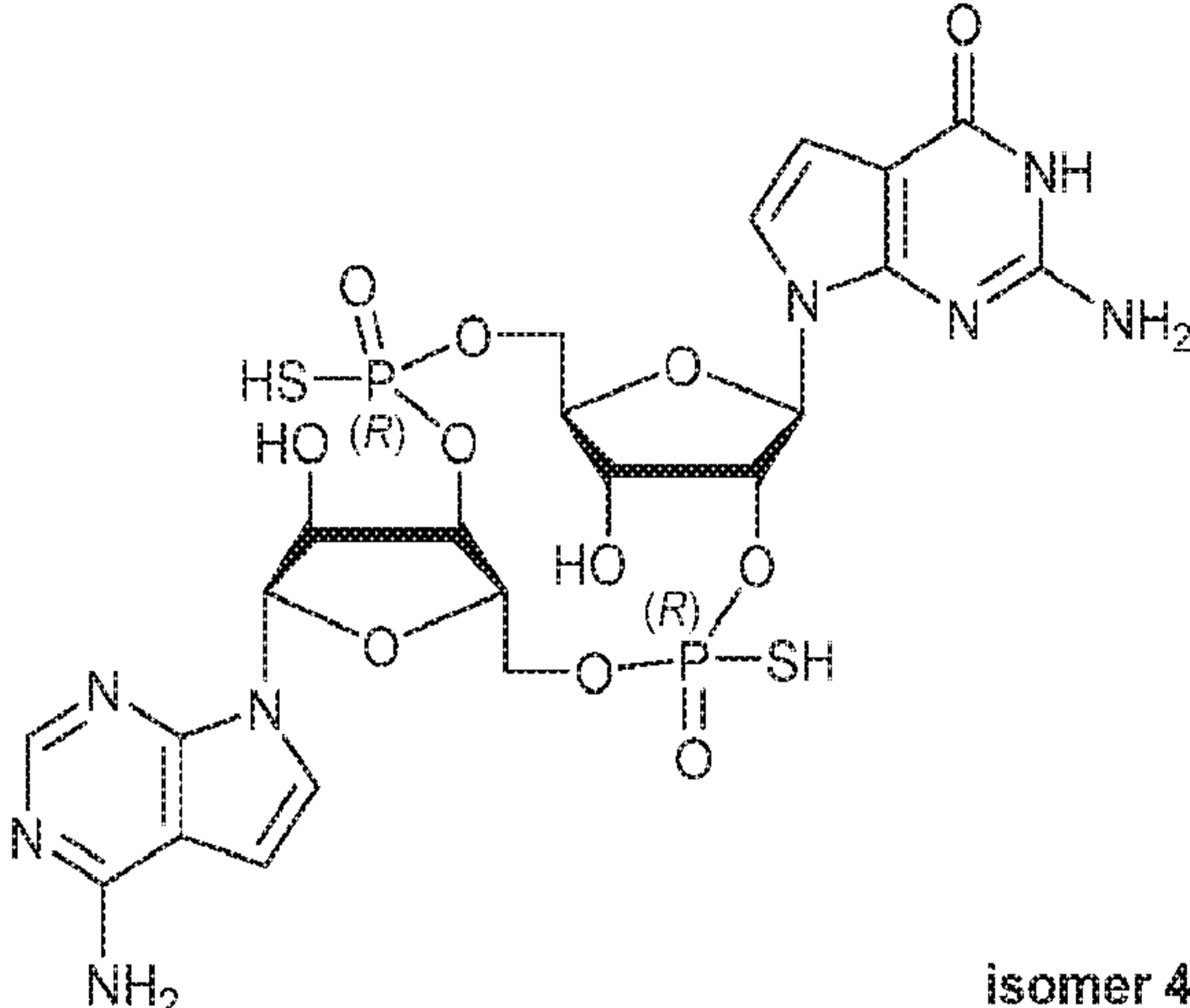
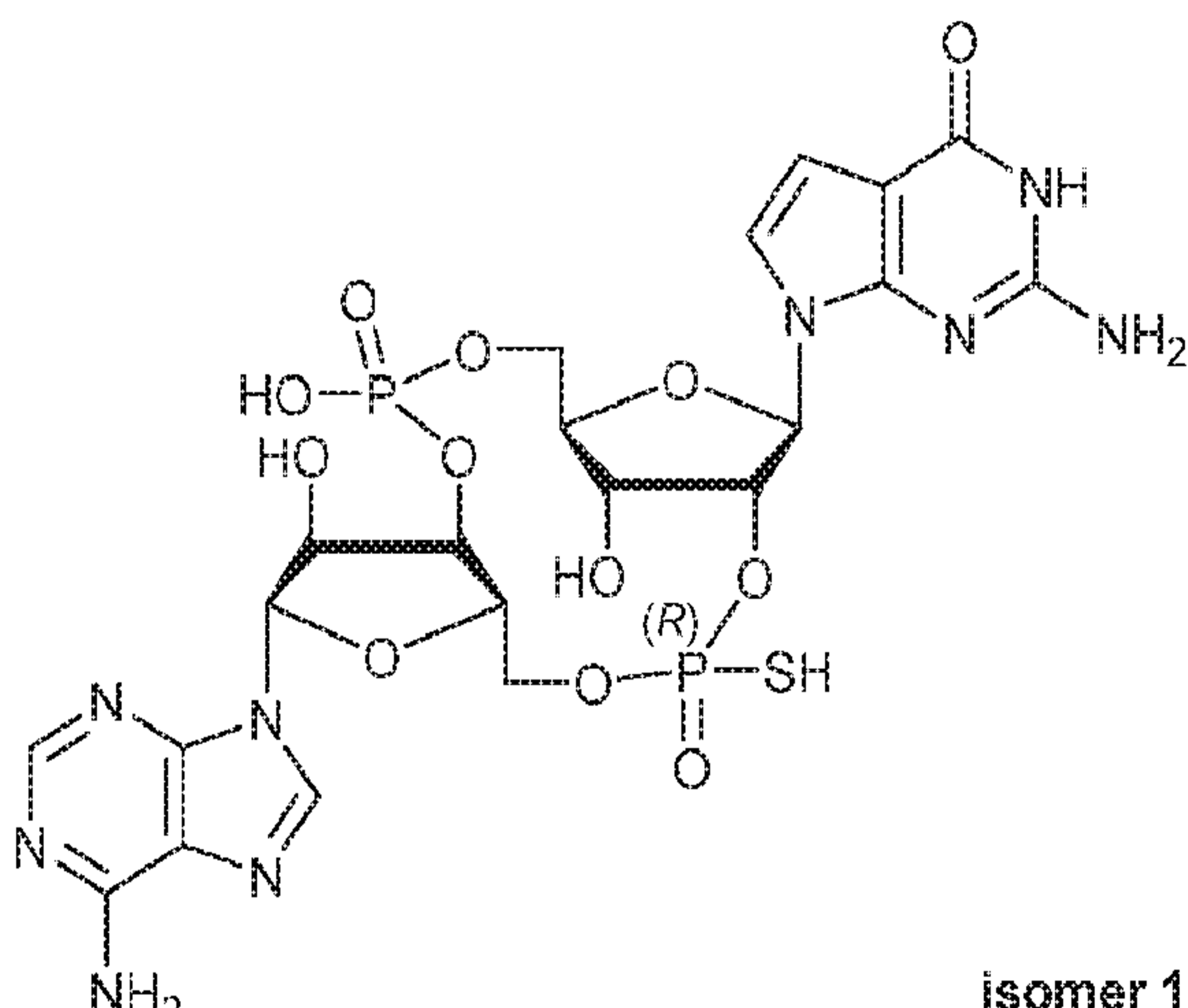
<p style="text-align: center;">EC24</p>		<p style="text-align: center;">8.31 (s, 1H) 8.26 (s, 1H) 7.84 (s, 1H) 6.17 (s, 1H) 5.86 (d, J = 8.4 Hz, 1H) 5.68 (m, 1H) 5.08 (m, 1H)</p>	<p style="text-align: center;">-1.0 -2.2</p>	<p style="text-align: center;">[M+H]⁺ 701.2 [M-H]⁻ 699.0</p>
<p style="text-align: center;">EC25</p>		<p style="text-align: center;">9.08 (s, 1H) 8.38 (s, 1H) 7.96 (s, 1H) 7.90 (s, 1H) 7.57 (s, 1H) 6.28 (s, 1H) 5.95 (d, J = 8.5 Hz, 1H) 5.64 (ddd, J = 8.3, 8.3, 4.2 Hz, 1H) 5.08 (ddd, J = 8.8, 6.5, 4.3 Hz, 1H)</p>	<p style="text-align: center;">-1.3 -2.0</p>	<p style="text-align: center;">[M-H]⁻ 697.1</p>

<p>EC26</p>		<p>9.15 (s, 1H) 8.40 (s, 1H) 8.02 (s, 1H) 7.90 (s, 1H) 7.63 (s, 1H) 6.32 (s, 1H) 5.98 (d, J = 8.6 Hz, 1H) 5.72 (ddd, J = 8.7, 8.7, 4.1 Hz, 1H) 5.11 (ddd, J = 8.6, 6.8, 4.3 Hz, 1H)</p>	<p>-1.3 -2.3</p>	<p>[M-H]⁻ 779.0</p>
--------------------	--	---	-----------------------------	---

* In NaH₂PO₄/Na₂HPO₄/D₂O unless otherwise mentioned.

[0337] Stereochemical information of represented compounds is given below.

Table 5. *P*-Configuration of Examples E23 and EB3

<p>E23 [<i>R_p</i>,<i>R_p</i>]</p>	 <p style="text-align: right;">isomer 4</p>
<p>EB3 [<i>R_p</i>]</p>	 <p style="text-align: right;">isomer 1</p>

BIOLOGICAL TESTING

[0338] Serial dilutions of cGAMP analog compounds in phosphate buffer saline (PBS) are mixed with THP1 luciferase reporter cells in a 96-well plate at 0.2×10^6 /well, in the presence or absence of 1 nM of Perfringolysin O (PFO), which can facilitate compound uptake by forming open channels on the plasma membrane. 16 hours later, 15 μ L of the media from each well is transferred to a new plate, and luminescence is measured. Fold increase in luminescence compared to PBS stimulated cells is plotted against logarithm of concentrations of each compound, and EC_{50} is calculated using Graphpad.

Table 6. Activity of cyclic dinucleotides and analogs

Example	THP1-ISG-Luc with PFO, EC ₅₀ , nM	THP-ISG-Luc without PFO, EC ₅₀ , μM
E1	A	A
E2	A	A
E3	A	A
E4	A	A
E5	C	C
E6	A	A
E7	A	A
E8	B	C
E9	A	A
E10	C	C
E11	B	C
E12	A	A
E13	B	C
E14	B	C
E15	C	C
E16	A	A
E17	C	C
E18	A	A
E19	C	C
E20	B	A
E21	B	A
E22	B	A
E23	A	A
E24	B	A
E25	A	A
EA1	B	C
EA2	A	A
EA3	C	C
EA4	B	A
EA5	C	C
EA6	C	C
EA7	B	A
EA8	B	A
EA9	A	A

Example	THP1-ISG-Luc with PFO, EC ₅₀ , nM	THP-ISG-Luc without PFO, EC ₅₀ , μM
EA10	A	A
EA11	A	A
EB1	C	B
EB2	A	A
EB3	A	A
EB4	C	B
EB5	B	C
EB6	C	C
EB7	C	C
EC1	A	A
EC2	B	B
EC3	B	A
EC4	C	C
EC5	B	B
EC6	C	C
EC7	C	C
EC8	C	C
EC9	C	C
EC10	C	C
EC11	A	C
EC12	A	A
EC13	B	A
EC14	C	C
EC15	B	A
EC16	C	C
EC17	C	C
EC18	C	C
EC19	C	C
EC20	C	C
EC21	C	C
EC22	C	C
EC23	C	C
EC24	A	A
EC26	B	C

Activity Code	A ≤ 100 nM	A ≤ 30 μM
	B 100–1000 nM	B 30–100 μM
	C > 1000 nM	C > 100 μM

Activity Code	A ≤ 100 nM	A ≤ 30 μM
	B 100–1000 nM	B 30–100 μM
	C > 1000 nM	C > 100 μM

[0339] 2'3'-cGAMP can be degraded by the enzyme ecto-nucleotide pyrophosphatase/phosphodiesterase (ENPP1) which is present in fetal bovine serum (FBS) (Li et al., 2015, Nat Chem Biol, 11, 235). To test if cGAMP analogues have improved stability, 5 μ L of synthetic cGAMP analogues (100 μ M stock) were incubated with 45 μ L of FBS in a final volume of 50 μ L at 37 °C for 1, 2 and 4 hours. At the indicated time, 10 μ L of the reaction mixture was taken out and mixed with 10 μ L phosphate buffered saline (PBS), then heated at 95 °C to denature proteins, which were removed by centrifugation at 13000 g for 5 minutes. The supernatants were delivered to THP1-ISG-luciferase cell line in the presence of PFO to measure the activity of remaining cGAMP analogues, as described above. Category A indicates less than 10% decrease of activity after 4-hour incubation, B indicates 10–75% decrease of activity after 4-hour incubation, and C indicates more than 75% loss of activity after 4-hour incubation.

Table 7. Stability of cyclic dinucleotides and analogues in fetal bovine serum

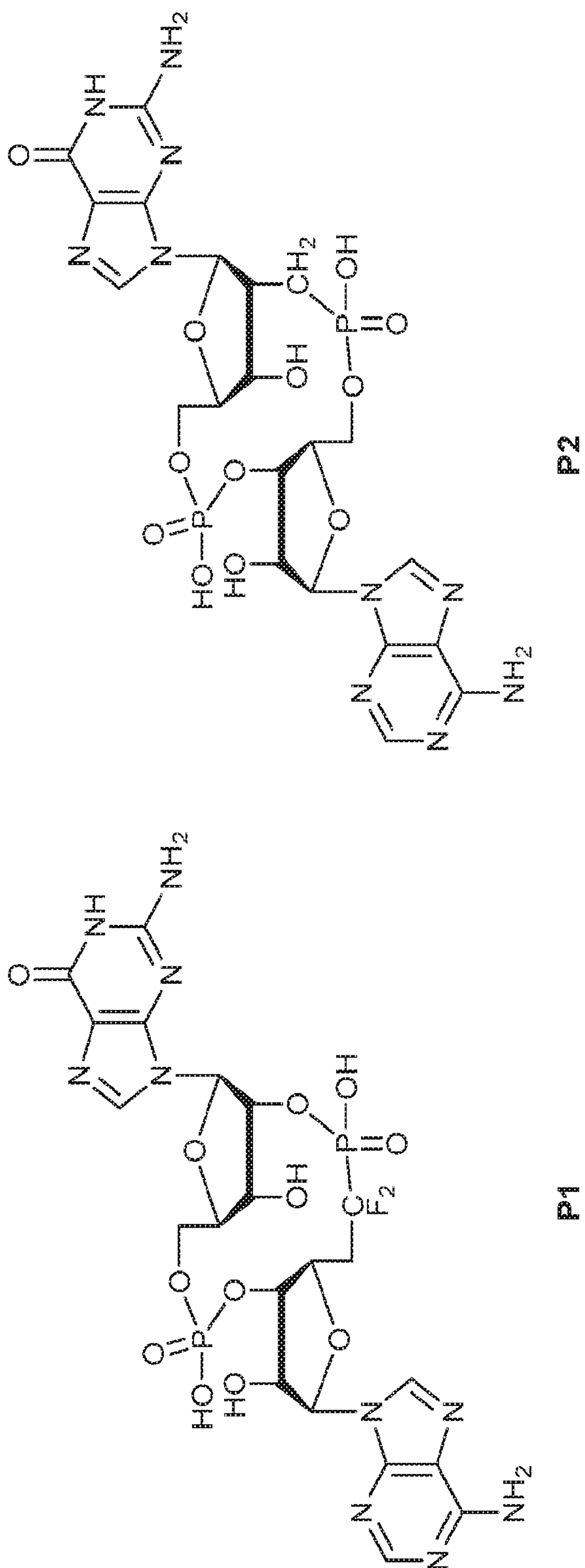
Example	Reduction of activity after FBS incubation	Example	Reduction of activity after FBS incubation
E1	C	EA7	A
E2	C	EA8	A
E3	A	EA10	C
E6	C	EA11	A
E7	C	EB1	A
E8	A	EB2	B
E9	A	EB3	A
E16	B	EB4	A
E18	B	EB5	A
E20	A	EC1	A
E21	B	EC2	A
E22	A	EC3	B
E23	B	EC5	A
E25	A	EC13	A
EA1	A	EC15	A
EA4	A	EC24	A
EA6	A	EC26	A

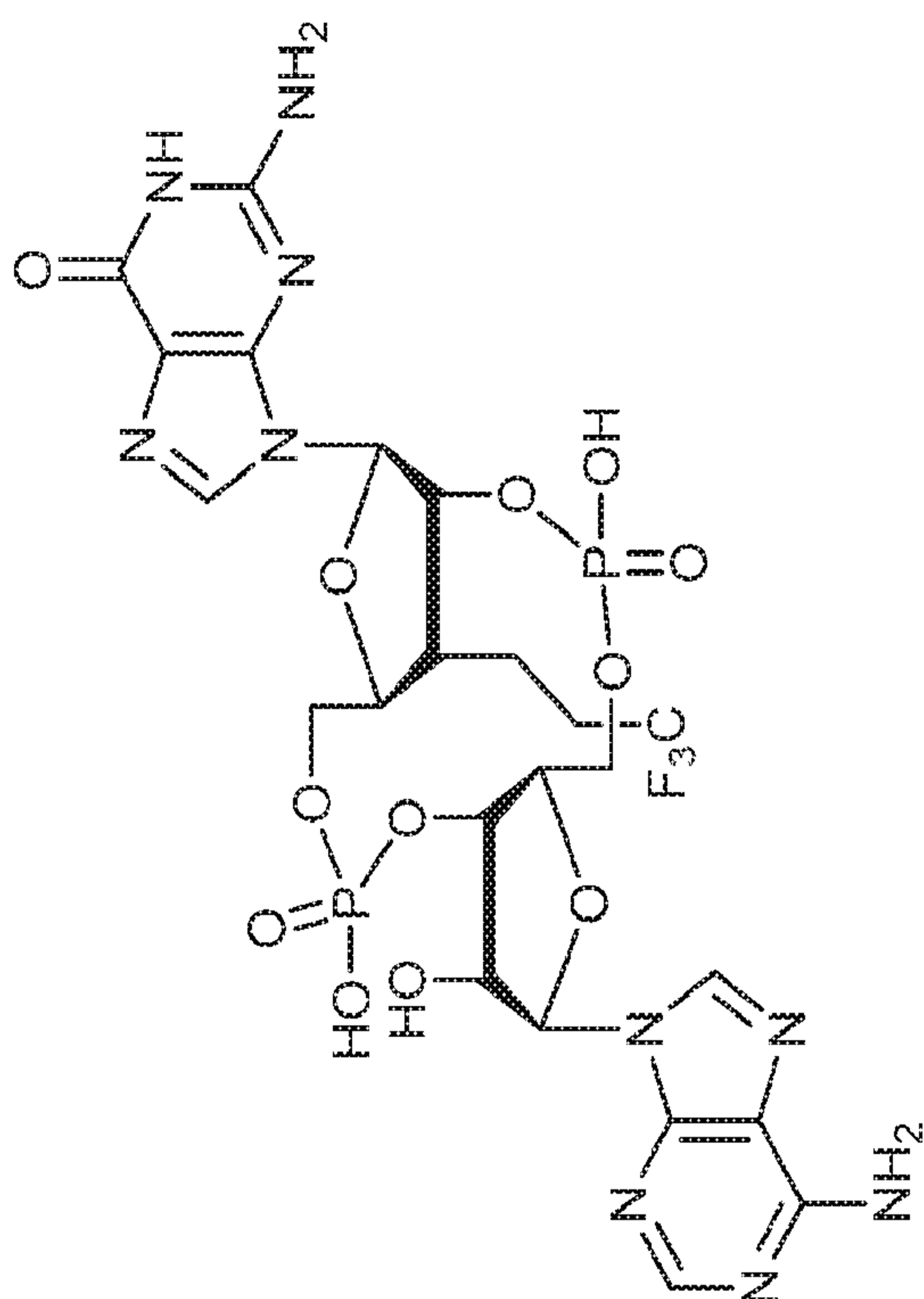
Activity Code	A <10%	Activity Code	A <10%
	B >10%		B >10%

	C >75%		C >75%
--	--------	--	--------

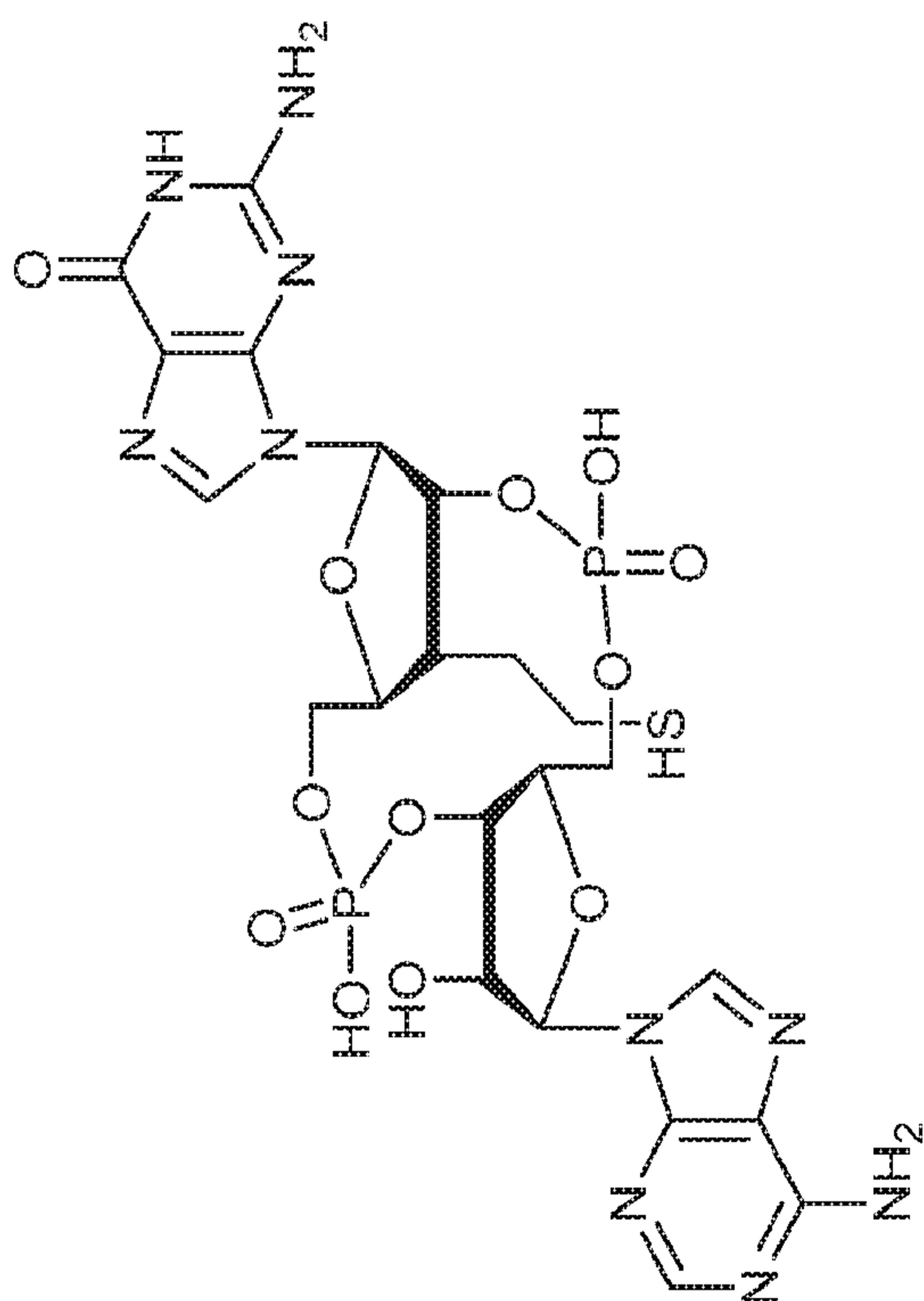
[0340] The following series of prophetic examples are also compounds of the present invention:

Table 8. Structures of P1 to P15

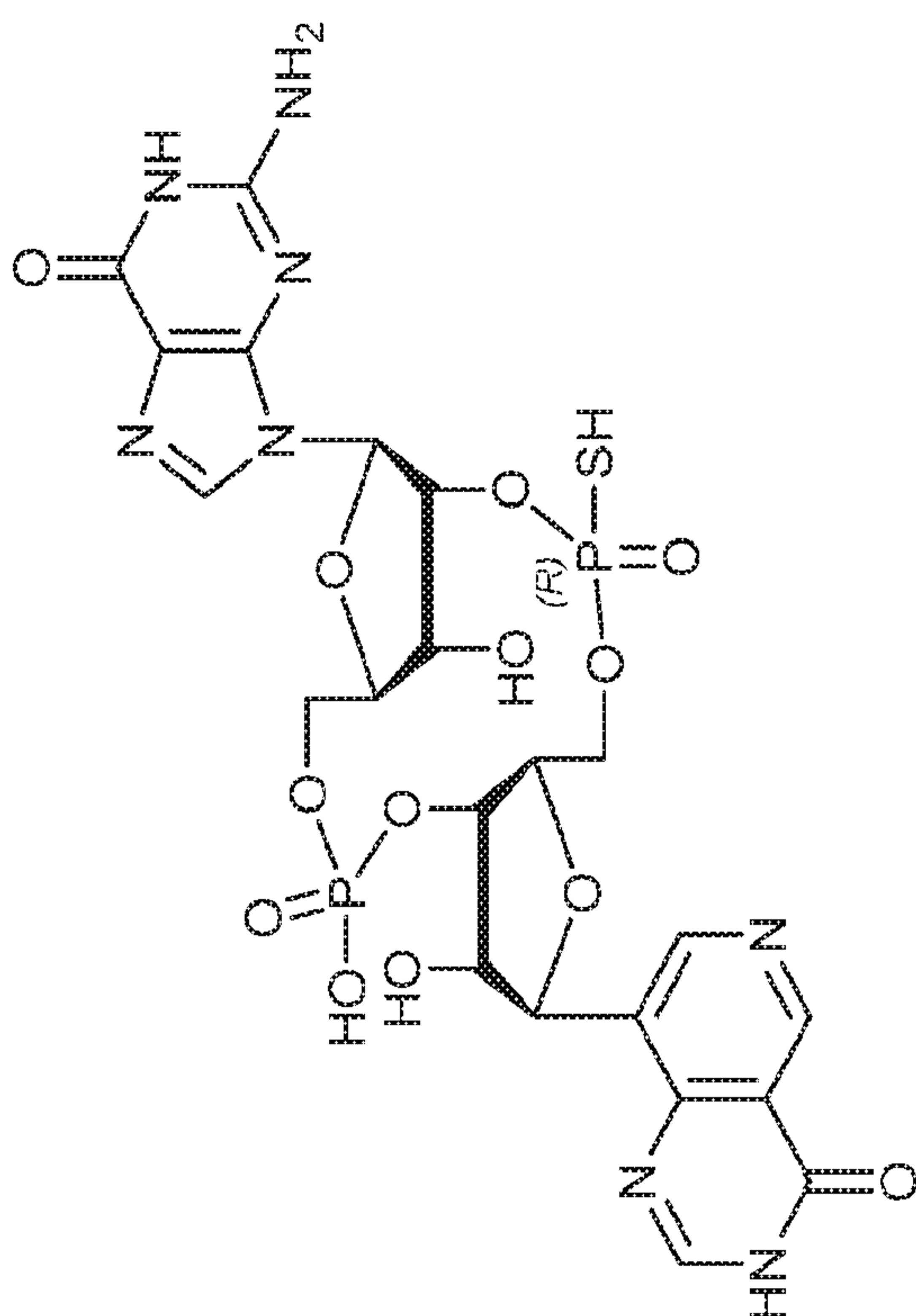




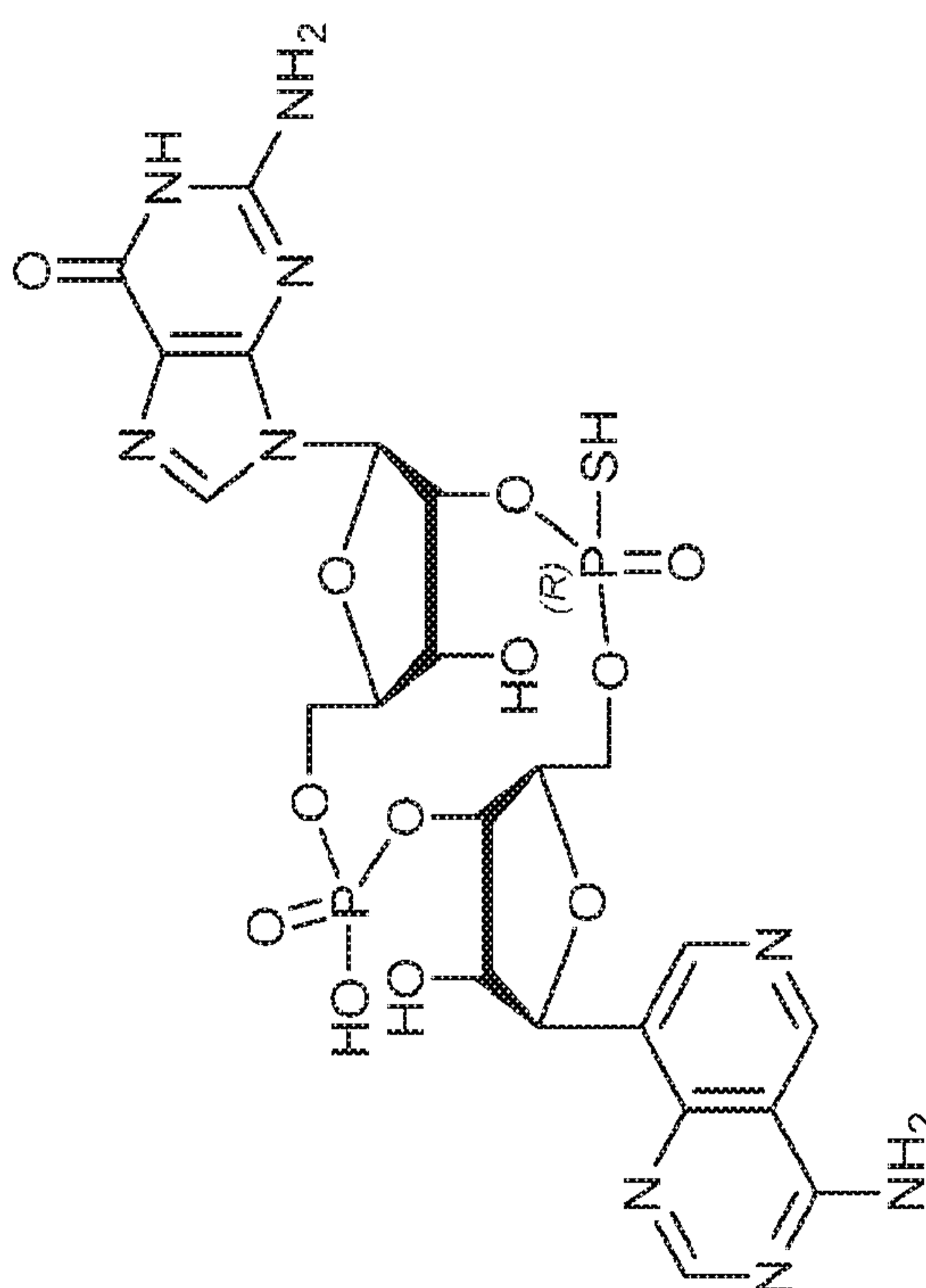
P4



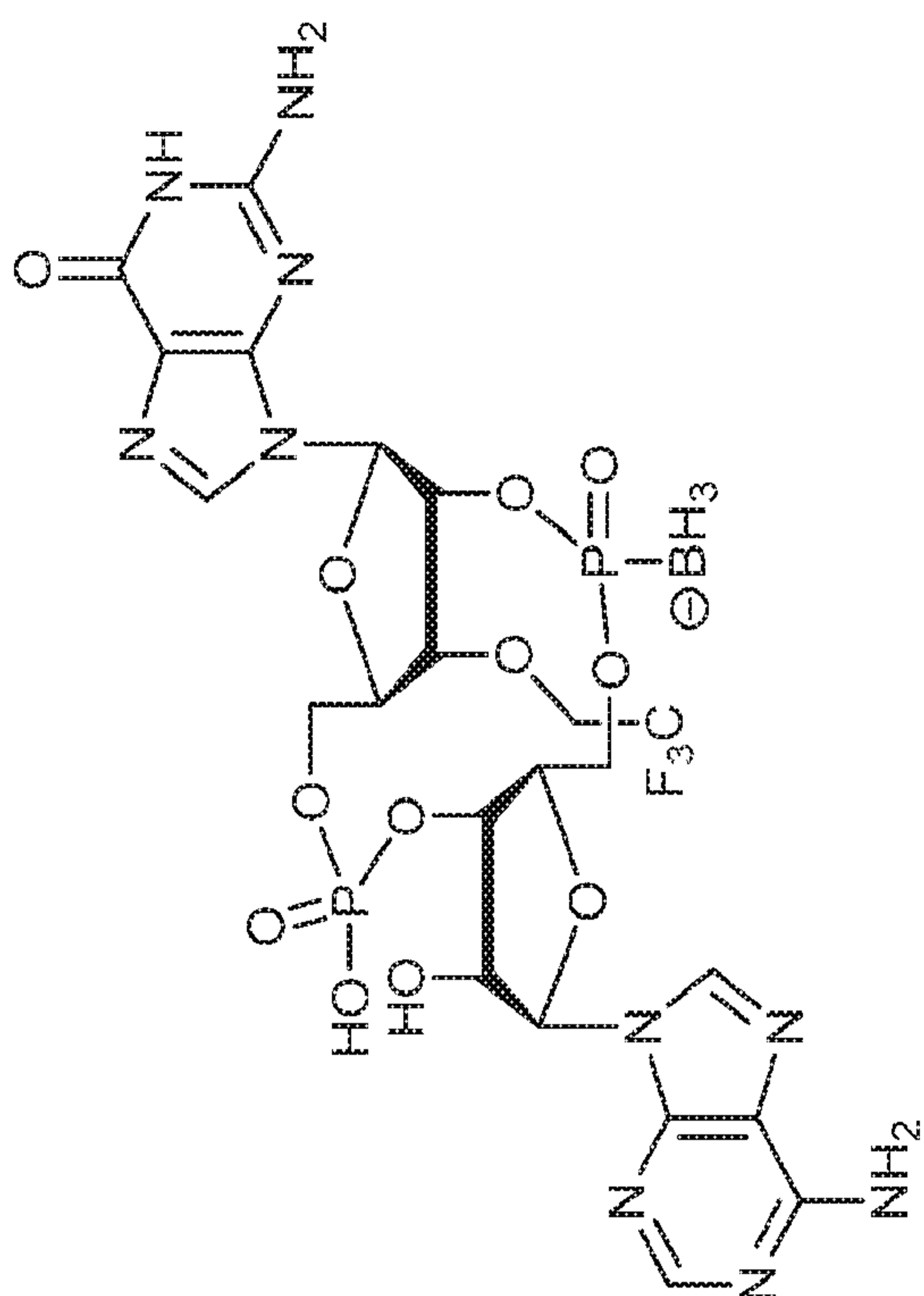
P3



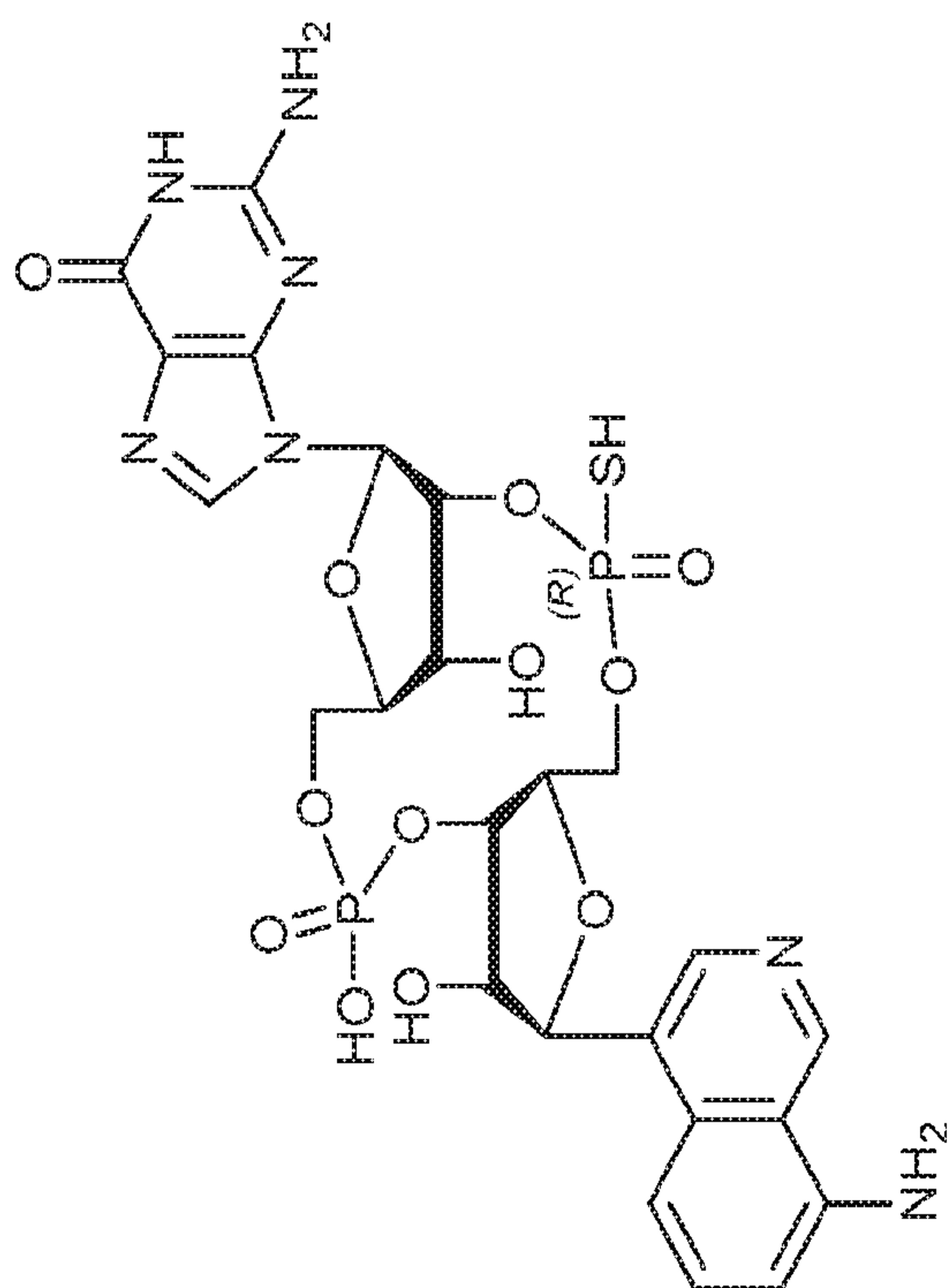
P6



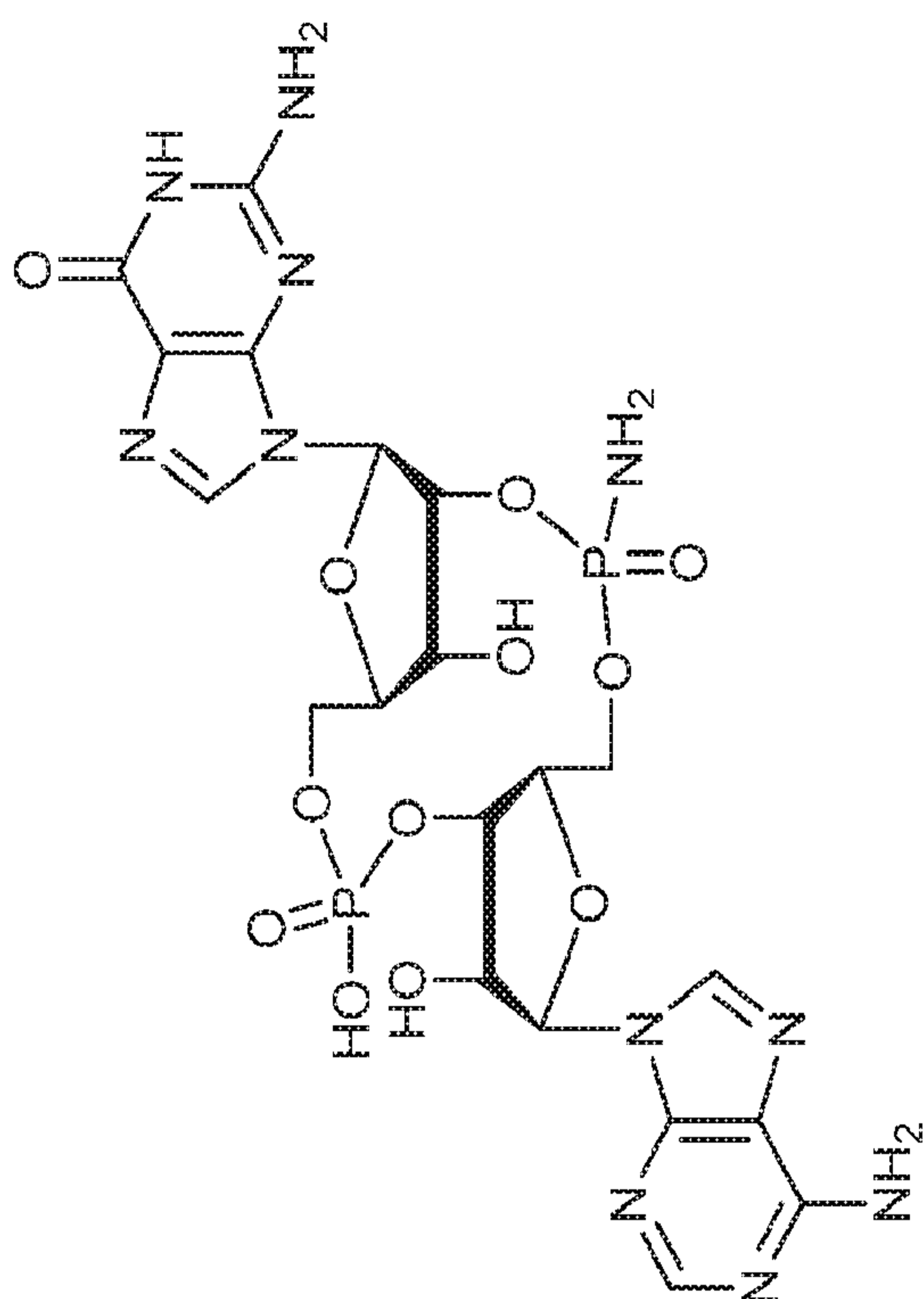
P5



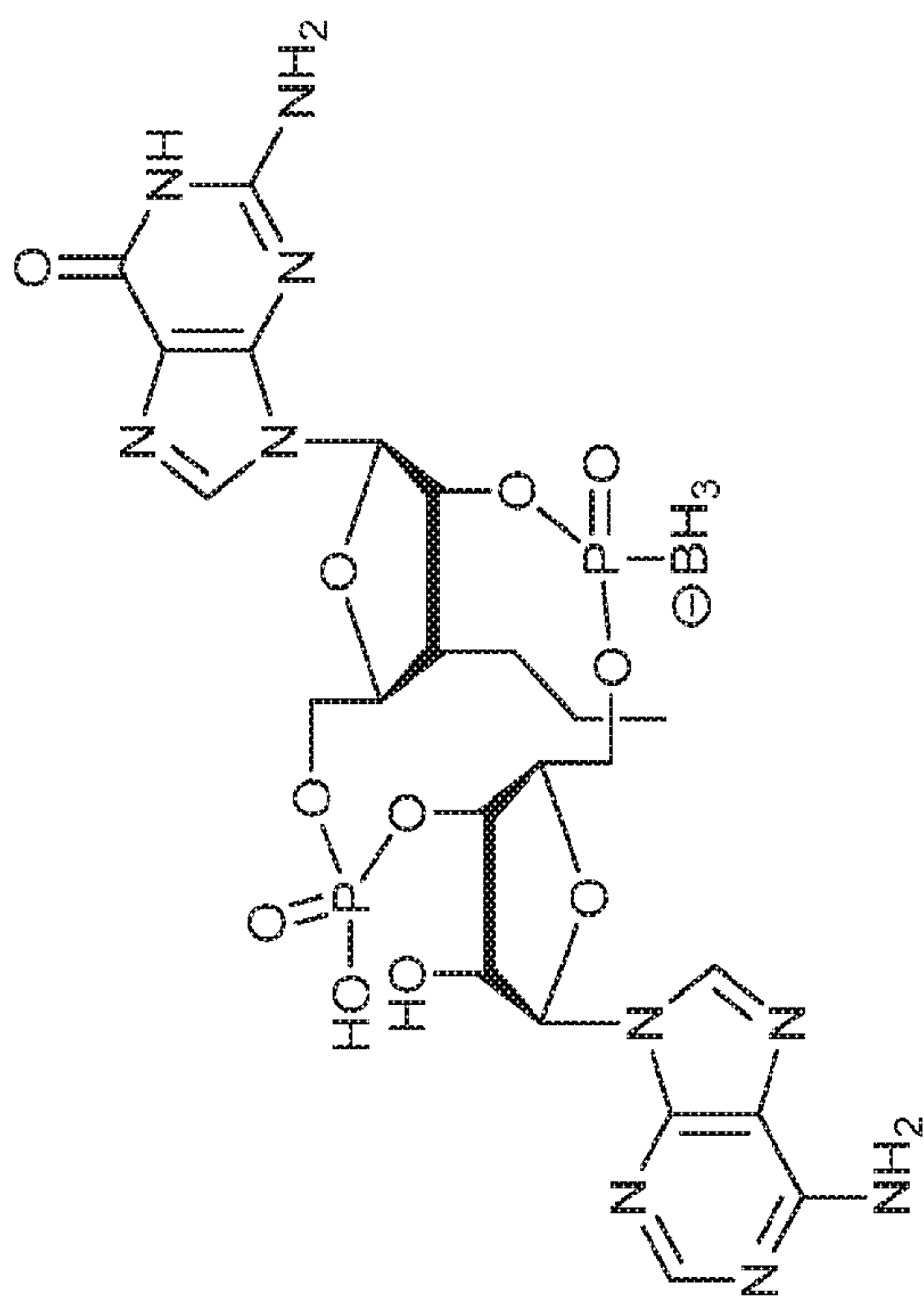
P8



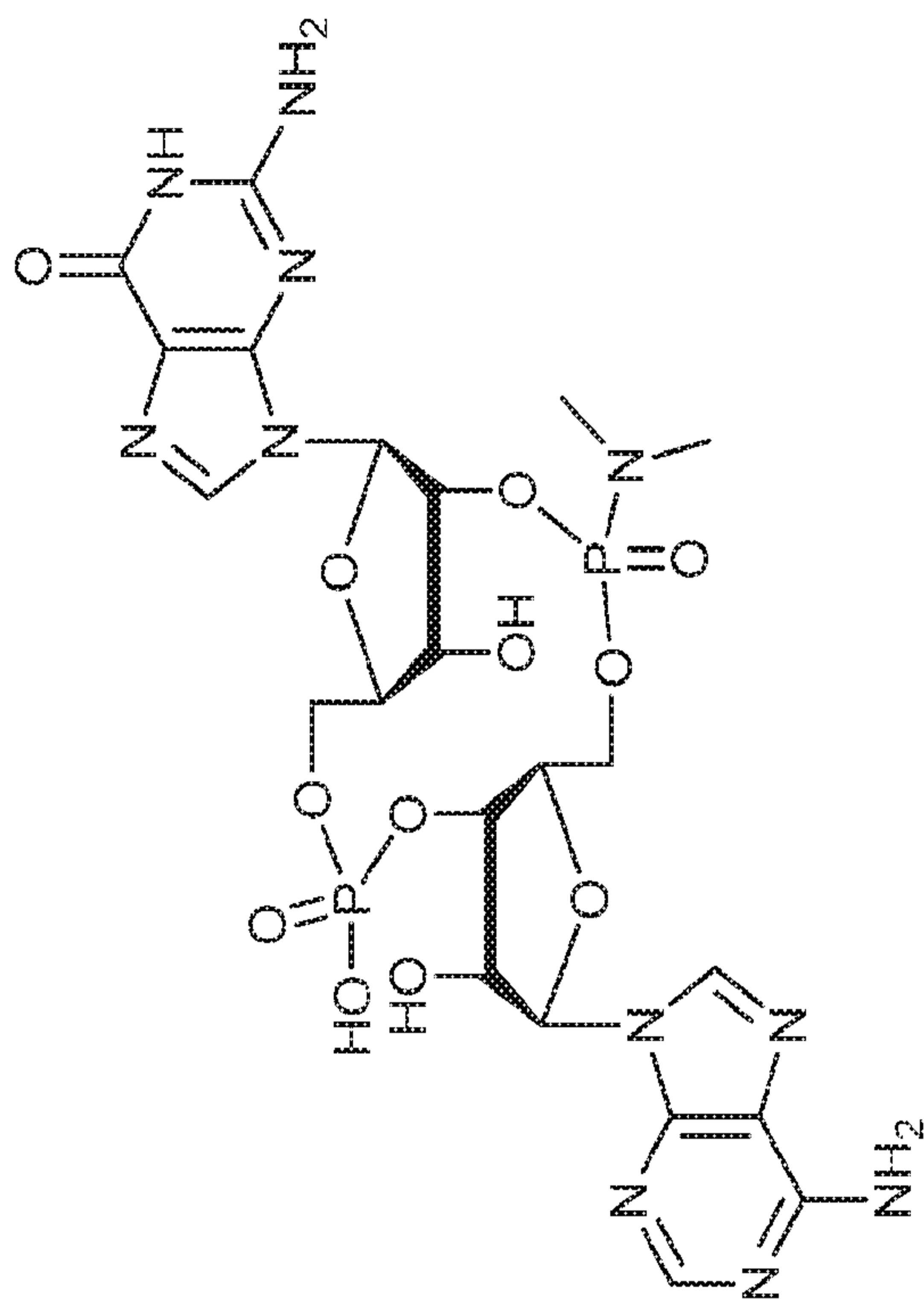
P7



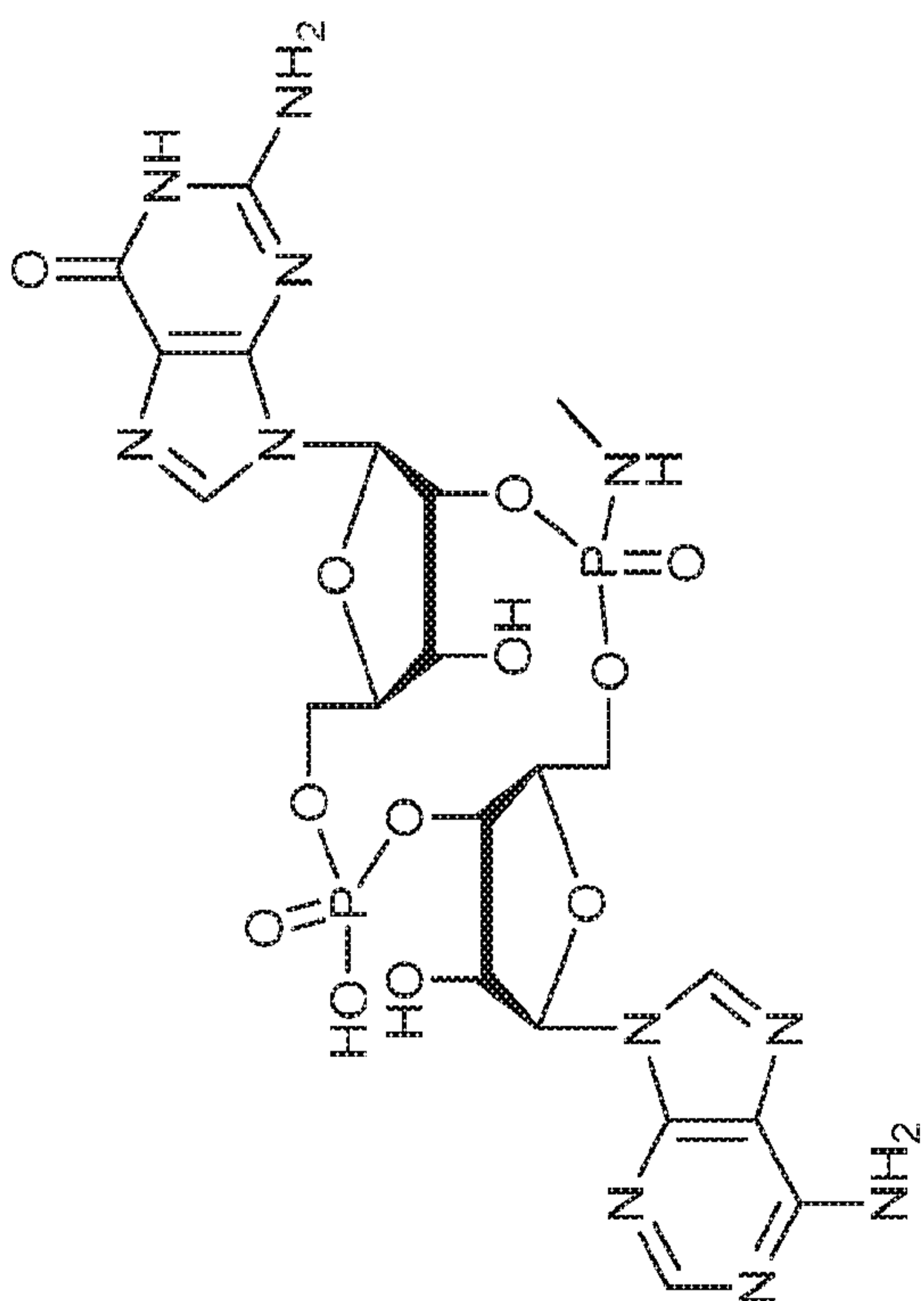
P10



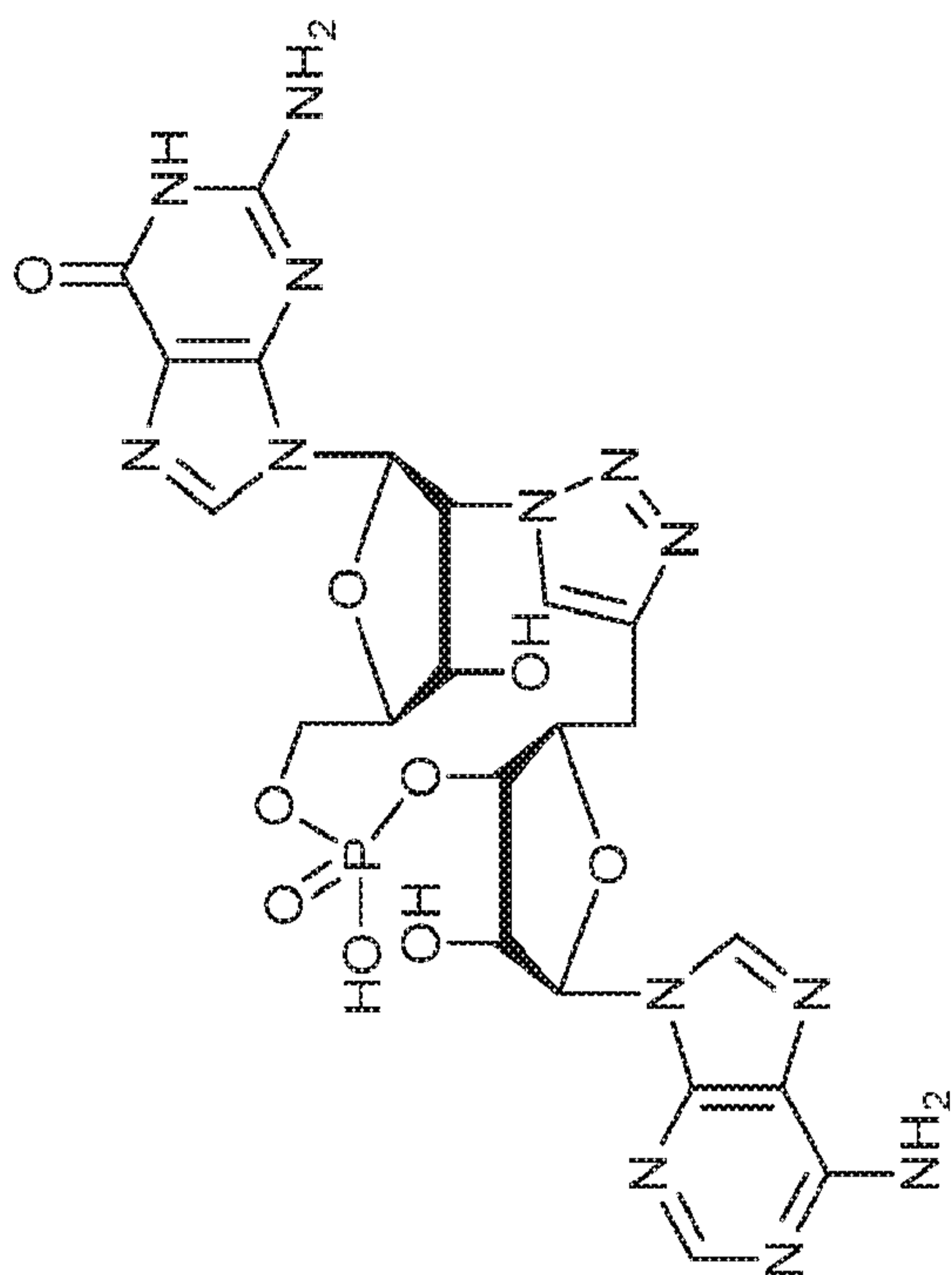
P9



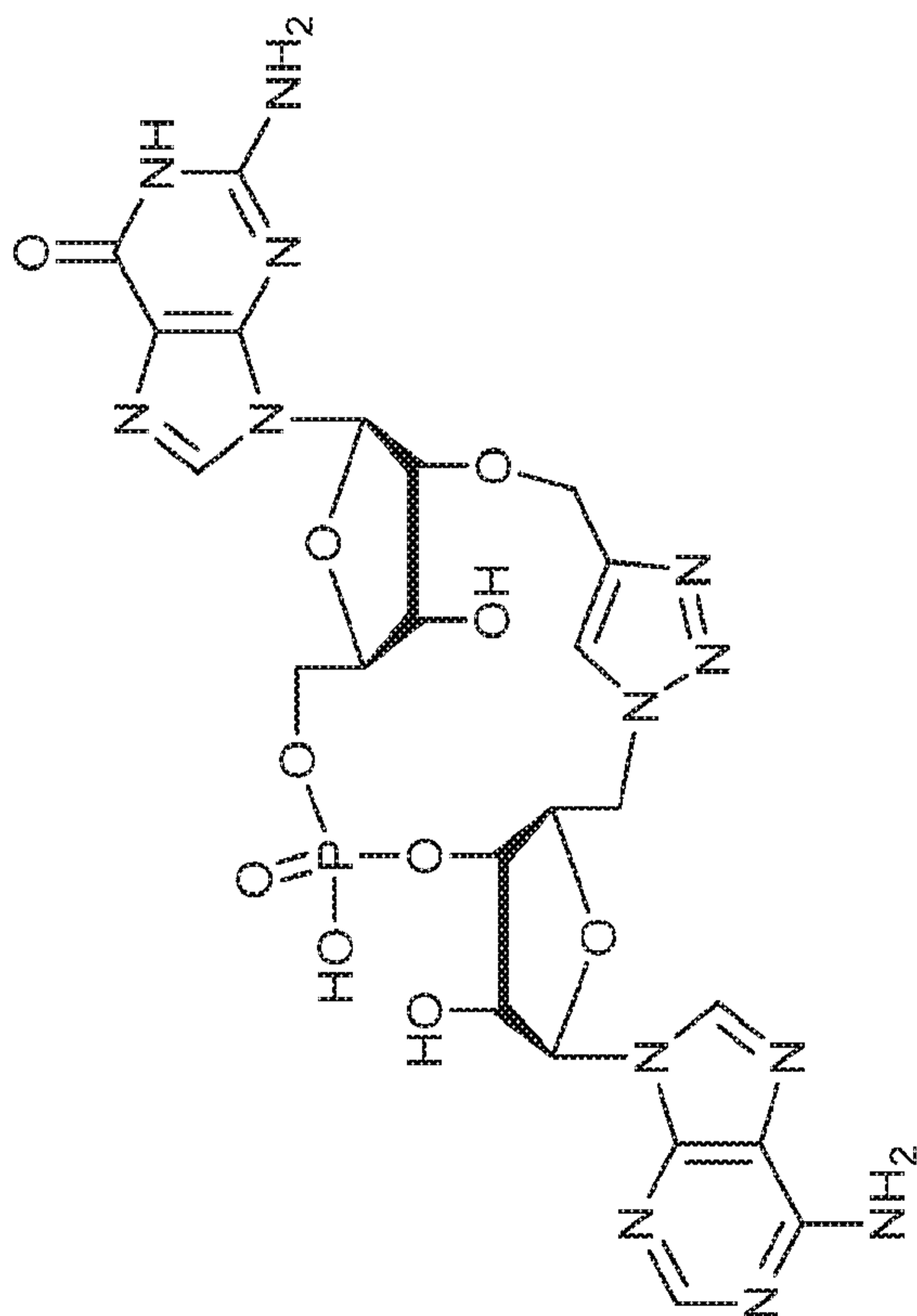
P12



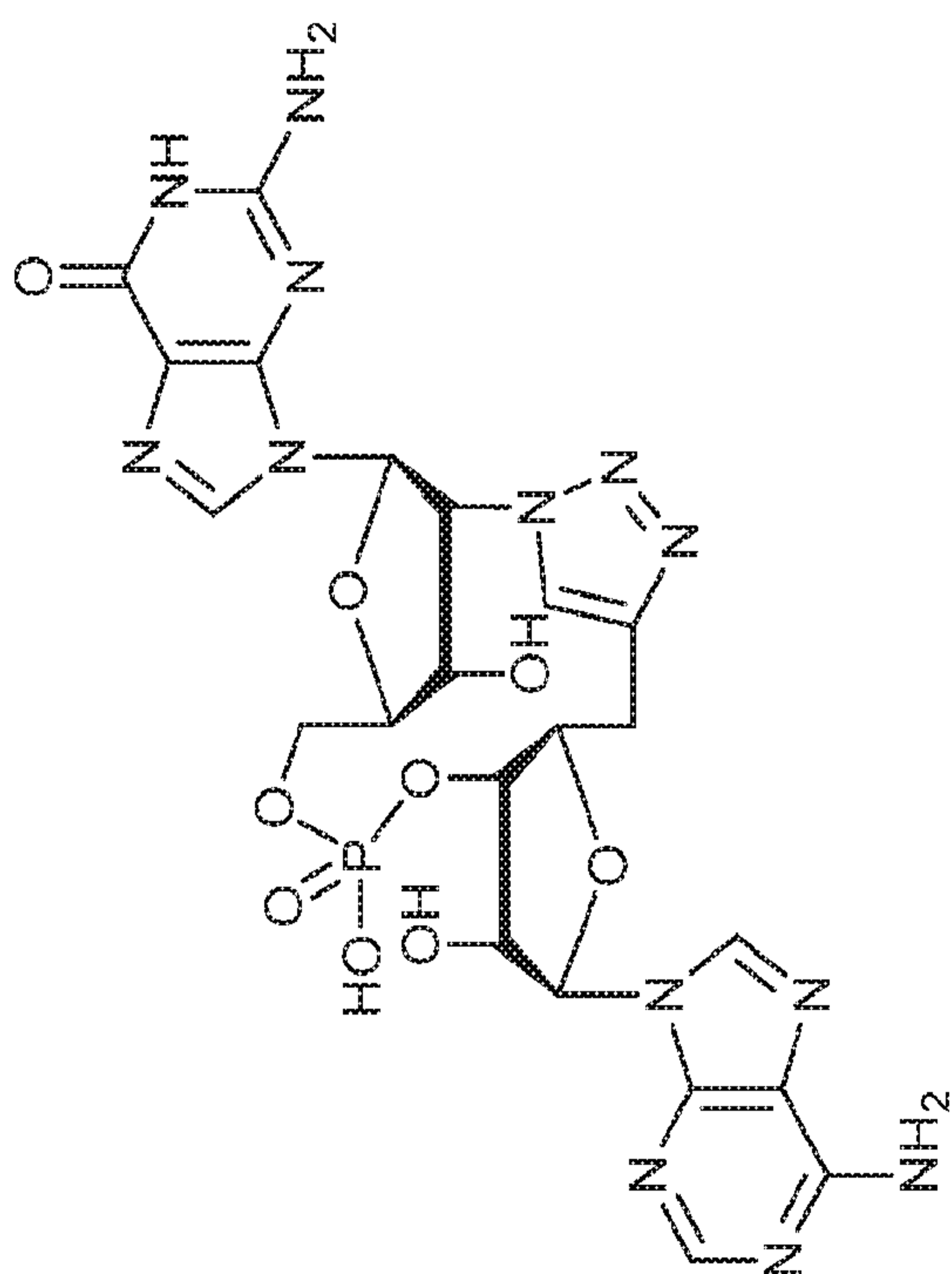
P11



P14



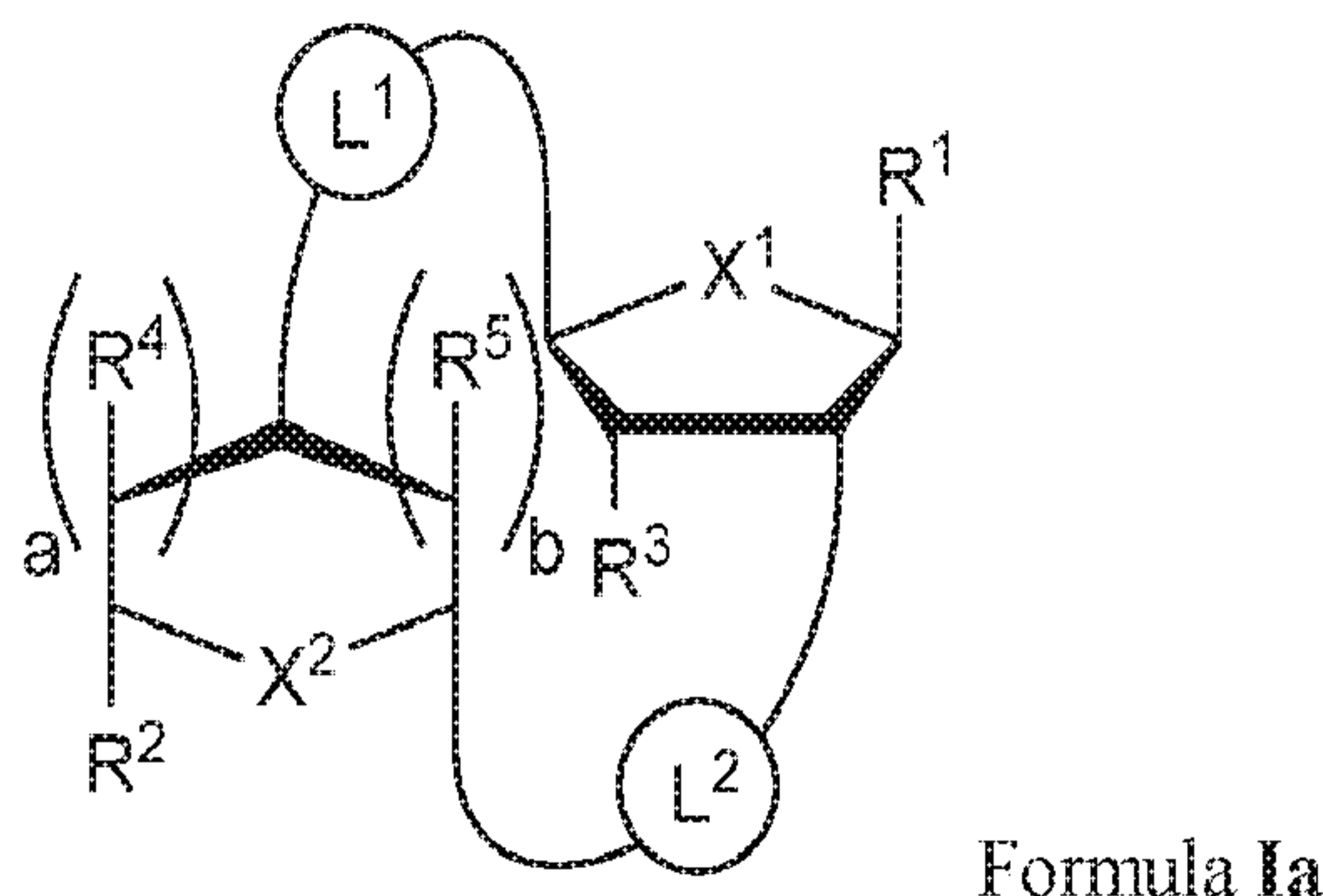
P13



P15

CLAIMS:

1. A compound of Formula Ia, or a pharmaceutically acceptable salt thereof,

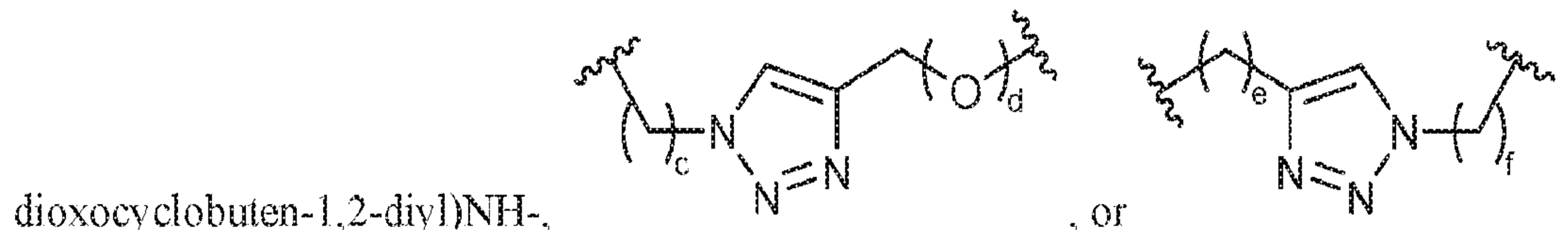


wherein:

a and b are independently 0 or 1 and $a + b = 1$, when a is 1, b is 0 and R^5 is not present; and when a is 0, b is 1 and R^4 is not present;

X^1 and X^2 are independently O, S or Se in a five-membered ring;

L^1 , starting from the carbon alpha to X^1 , and L^2 , starting from the carbon alpha to X^2 , are independently $-\text{CH}_2\text{O}-\text{P}(\text{O})\text{R}^6-\text{O}-$, $-\text{CH}_2\text{O}-\text{P}(\text{S})\text{R}^6-\text{O}-$, $-\text{C}(\text{Y}^1)(\text{Y}^2)\text{O}-\text{P}(\text{O})\text{R}^6-\text{C}(\text{Y}^3)(\text{Y}^4)-$, $-\text{CH}_2\text{NHSO}_2\text{NH}-$, $-\text{CH}_2\text{NHC}(\text{O})\text{NH}-$, $-\text{CH}_2\text{NHC}(\text{S})\text{NH}-$, $-\text{CH}_2\text{NHC}(\text{NH})\text{NH}-$, $-\text{CH}_2\text{NHC}(\text{O})\text{CH}_2-$, $-\text{CH}_2\text{NHSO}_2\text{CH}_2-$, $-\text{CH}_2\text{CH}_2\text{C}(\text{O})\text{NH}-$, $-\text{CH}_2\text{CH}_2\text{SO}_2\text{NH}-$, $-\text{CH}_2\text{NH}(3,4-$



c is 0, 1, or 2;

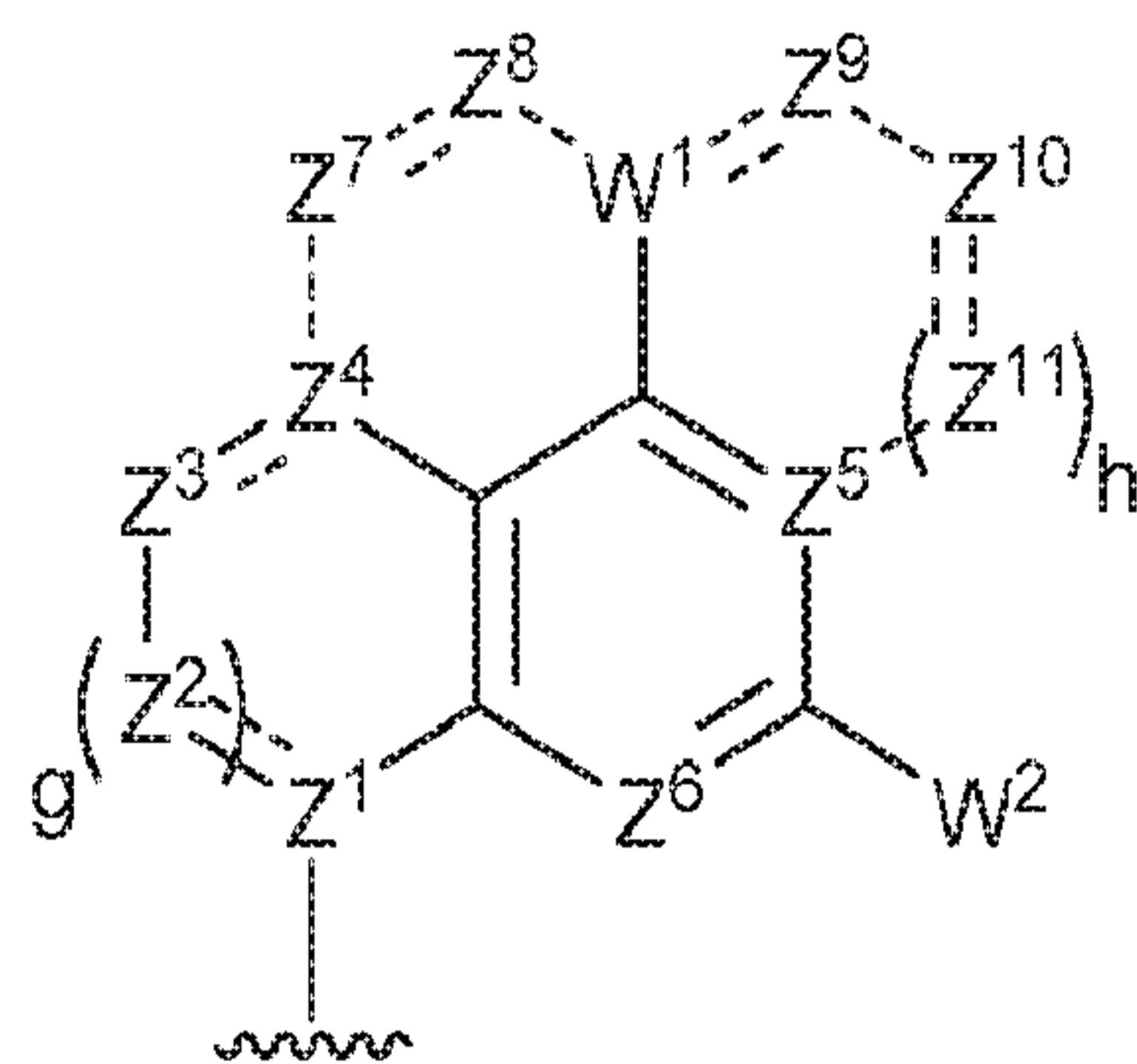
d, e, and f are independently 0 or 1;

Y^1 , Y^2 , Y^3 , and Y^4 are independently H or F;

R^6 is hydroxyl, thiol, C_{1-6} alkyl, C_{1-6} alkyl selectively functionalized with one or more halogen, thiol, hydroxyl, carbonyl, carboxyl, carbonyloxyl, C_{1-6} alkoxy, C_{1-6} hydroxyalkoxy, amino, C_{1-6} alkylamino, di(C_{1-6} alkyl)amino, or azido groups, C_{1-6} alkoxy, C_{1-6} alkoxy selectively functionalized with one or more halogen, thiol, hydroxyl, carbonyl, carboxyl, carbonyloxyl, C_{1-6} hydroxyalkoxy, amino, C_{1-6} alkylamino, di(C_{1-6} alkyl)amino, or azido groups, C_{3-5} alkenyl-O-, C_{3-5} alkynyl-O-, oligo(ethylene glycol), poly(ethylene glycol), borano ($-\text{BH}_3^-$), or $-\text{NR}^7\text{R}^8$;

R^7 and R^8 are independently hydrogen, C₁₋₆alkyl, C₁₋₆alkyl selectively functionalized with one or more halogen, thiol, hydroxyl, carbonyl, carboxyl, carbonyloxyl, C₁₋₆alkoxy, C₁₋₆hydroxyalkoxy, amino, C₁₋₆alkylamino, di(C₁₋₆alkyl)amino, or azido groups, cyclic -(C₁₋₆alkyl)-, cyclic -(C₁₋₆alkyl)- selectively functionalized with one or more halogen, thiol, hydroxyl, carbonyl, carboxyl, carbonyloxyl, C₁₋₆alkoxy, C₁₋₆hydroxyalkoxy, amino, C₁₋₆alkylamino, or di(C₁₋₆alkyl)amino groups, cyclic -(C₁₋₆oxaalkyl)-, or cyclic -(C₁₋₆oxaalkyl)- selectively functionalized with one or more halogen, thiol, hydroxyl, carbonyl, carboxyl, carbonyloxyl, C₁₋₆hydroxyalkoxy, amino, C₁₋₆alkylamino, or di(C₁₋₆alkyl)amino groups;

R^1 and R^2 are independently aromatic rings or heteroaromatic rings with the following general structure including its tautomeric forms:



g and h are independently 0 or 1;

W^1 and W^2 are independently hydrogen, halogen, hydroxyl, C₁₋₆alkyl, C₁₋₆alkyl selectively functionalized with one or more halogen, thiol, hydroxyl, carbonyl, carboxyl, carbonyloxyl, C₁₋₆alkoxy, C₁₋₆hydroxyalkoxy, amino, C₁₋₆alkylamino, di(C₁₋₆alkyl)amino, or azido groups, C₁₋₆alkoxy, C₁₋₆alkoxy selectively functionalized with one or more halogen, thiol, hydroxyl, carbonyl, carboxyl, carbonyloxyl, C₁₋₆hydroxyalkoxy, amino, C₁₋₆alkylamino, di(C₁₋₆alkyl)amino, or azido groups, C₃₋₅alkenyl-O-, C₃₋₅alkynyl-O-, oligo(ethylene glycol), poly(ethylene glycol), azido, or -NR⁷R⁸;

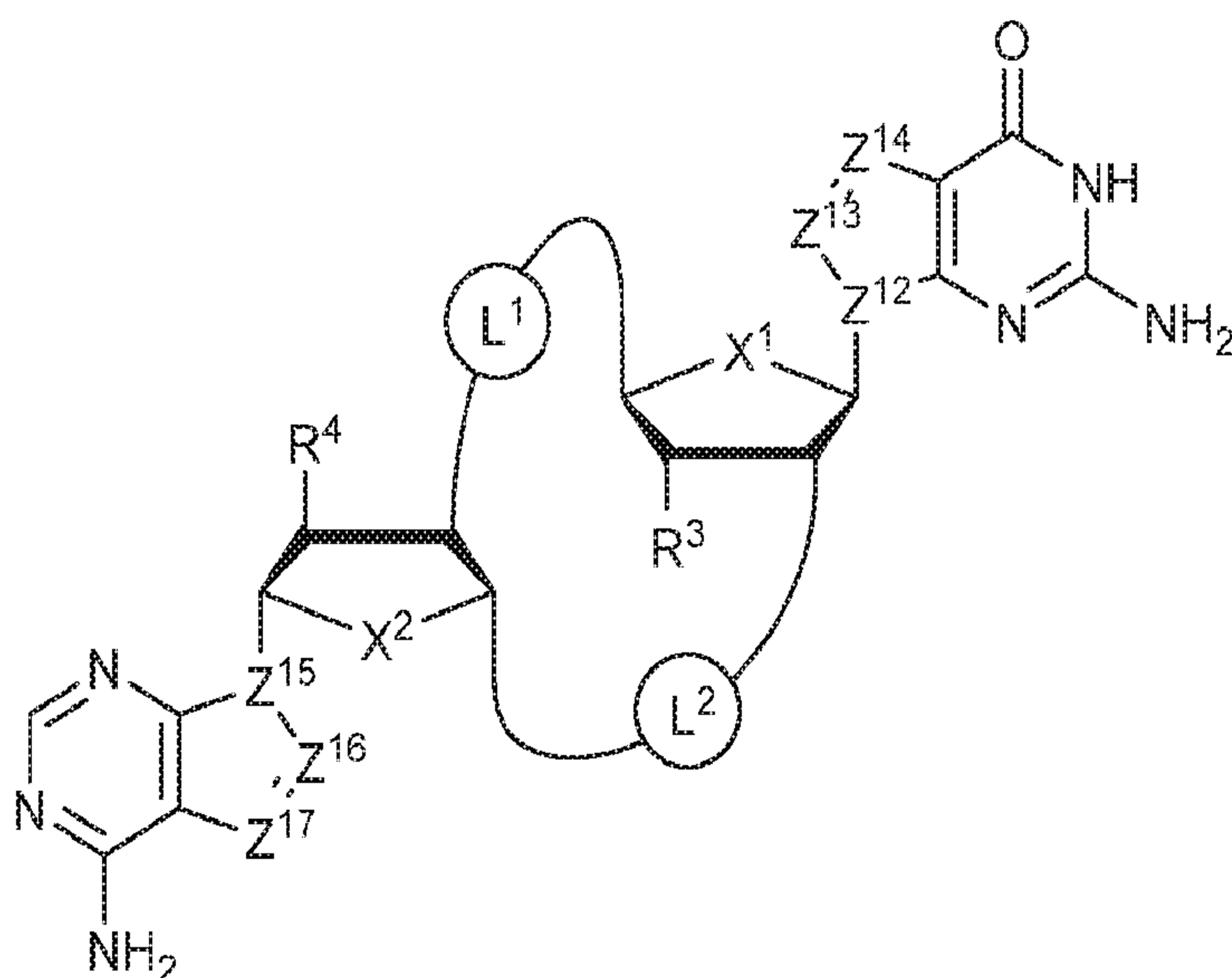
Z^1 , Z^2 , Z^3 , Z^4 , Z^5 , and Z^6 are independently CH or N;

if present, Z^7 , Z^8 , Z^9 , Z^{10} , and Z^{11} are independently CH or N, and then W^1 is CH or N;

R^3 , R^4 , and R^5 are independently hydrogen, halogen, hydroxyl, amino, C_{1-6} alkyl, C_{1-6} alkyl selectively functionalized with one or more halogen, thiol, hydroxyl, carbonyl, carboxyl, carbonyloxy, C_{1-6} alkoxy, C_{1-6} hydroxyalkoxy, amino, C_{1-6} alkylamino, di(C_{1-6} alkyl)amino, or azido groups, C_{1-6} alkoxy, C_{1-6} alkoxy selectively functionalized with one or more halogen, thiol, hydroxyl, carbonyl, carboxyl, carbonyloxy, C_{1-6} hydroxyalkoxy, amino, C_{1-6} alkylamino, di(C_{1-6} alkyl)amino, or azido groups, C_{3-5} alkenyl-O-, C_{3-5} alkynyl-O-, oligo(ethylene glycol), poly(ethylene glycol), azido, or $-NR^7R^8$; and

the compound is not 2'3'-cGAMP.

2. The compound of claim 1 wherein the compound of Formula **Ib**, or a pharmaceutically acceptable salt thereof,



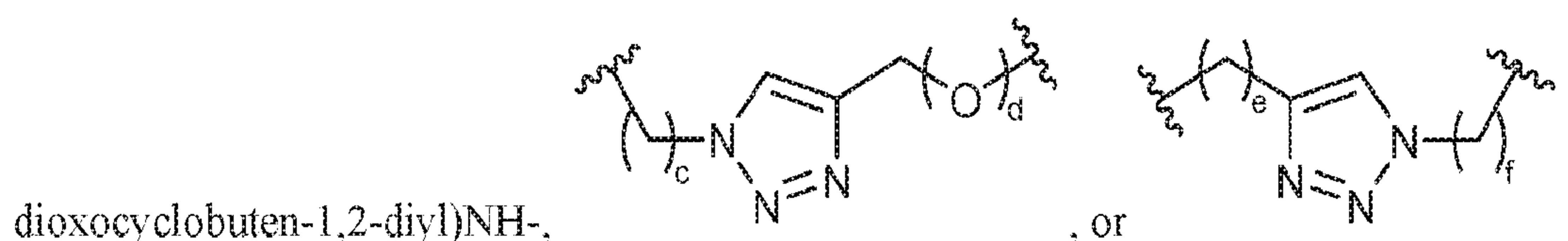
Formula **Ib**

wherein:

X^1 and X^2 are independently O, S or Se;

Z^{12} , Z^{13} , Z^{14} , Z^{15} , Z^{16} , and Z^{17} are independently CH or N;

L^1 , starting from the carbon alpha to X^1 , and L^2 , starting from the carbon alpha to X^2 , are independently $-CH_2O-P(O)R^6-O-$, $-CH_2O-P(S)R^6-O-$, $-C(Y^1)(Y^2)O-P(O)R^6-C(Y^3)(Y^4)-$, $-CH_2NH SO_2NH-$, $-CH_2NHC(O)NH-$, $-CH_2NHC(S)NH-$, $-CH_2NHC(NH)NH-$, $-CH_2NHC(O)CH_2-$, $-CH_2NH SO_2CH_2-$, $-CH_2CH_2C(O)NH-$, $-CH_2CH_2SO_2NH-$, $-CH_2NH(3,4-$



c is 0, 1, or 2;

d, e, and f are independently 0 or 1;

Y¹, Y², Y³, and Y⁴ are independently H or F;

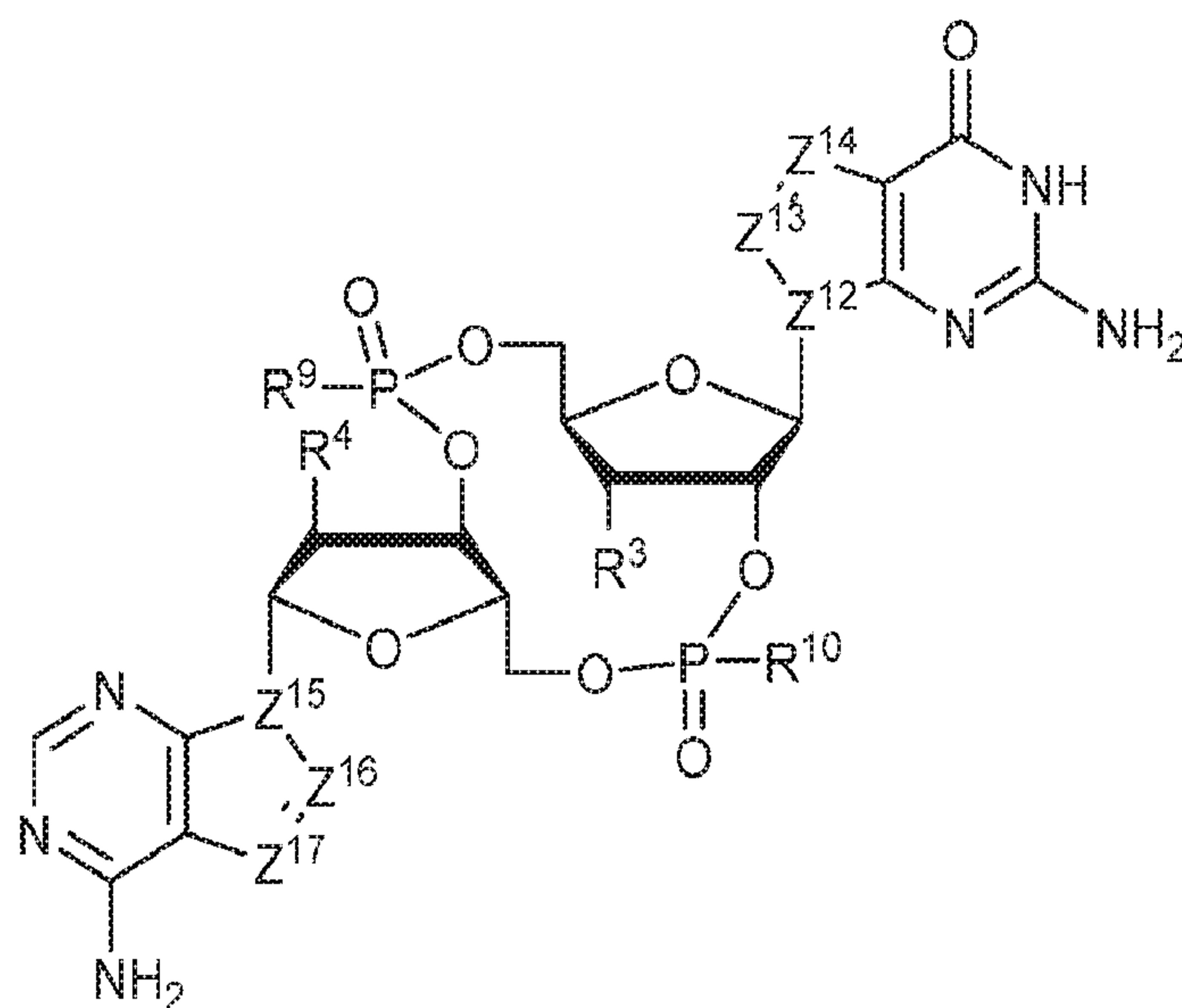
R⁶ is hydroxyl, thiol, C₁₋₆alkyl, C₁₋₆alkyl selectively functionalized with one or more halogen, thiol, hydroxyl, carbonyl, carboxyl, carbonyloxy, C₁₋₆alkoxy, C₁₋₆hydroxyalkoxy, amino, C₁₋₆alkylamino, di(C₁₋₆alkyl)amino, or azido groups, C₁₋₆alkoxy, C₁₋₆alkoxy selectively functionalized with one or more halogen, thiol, hydroxyl, carbonyl, carboxyl, carbonyloxy, C₁₋₆hydroxyalkoxy, amino, C₁₋₆alkylamino, di(C₁₋₆alkyl)amino, or azido groups, C₃₋₅alkenyl-O-, C₃₋₅alkynyl-O-, oligo(ethylene glycol), poly(ethylene glycol), borano (-BH₃⁻), or -NR⁷R⁸;

R⁷ and R⁸ are independently hydrogen, C₁₋₆alkyl, C₁₋₆alkyl selectively functionalized with one or more halogen, thiol, hydroxyl, carbonyl, carboxyl, carbonyloxy, C₁₋₆alkoxy, C₁₋₆hydroxyalkoxy, amino, C₁₋₆alkylamino, di(C₁₋₆alkyl)amino, or azido groups, cyclic -(C₁₋₆alkyl)-, cyclic -(C₁₋₆alkyl)-selectively functionalized with one or more halogen, thiol, hydroxyl, carbonyl, carboxyl, carbonyloxy, C₁₋₆alkoxy, C₁₋₆hydroxyalkoxy, amino, C₁₋₆alkylamino, or di(C₁₋₆alkyl)amino groups, cyclic -(C₁₋₆oxaalkyl)-, or cyclic -(C₁₋₆oxaalkyl)-selectively functionalized with one or more halogen, thiol, hydroxyl, carbonyl, carboxyl, carbonyloxy, C₁₋₆hydroxyalkoxy, amino, C₁₋₆alkylamino, or di(C₁₋₆alkyl)amino groups;

R³ and R⁴ are independently hydrogen, halogen, hydroxyl, amino, C₁₋₆alkyl, C₁₋₆alkyl selectively functionalized with one or more halogen, thiol, hydroxyl, carbonyl, carboxyl, carbonyloxy, C₁₋₆alkoxy, C₁₋₆hydroxyalkoxy, amino, C₁₋₆alkylamino, di(C₁₋₆alkyl)amino, or azido groups, C₁₋₆alkoxy, C₁₋₆alkoxy selectively functionalized with one or more halogen, thiol, hydroxyl, carbonyl, carboxyl, carbonyloxy, C₁₋₆hydroxyalkoxy, amino, C₁₋₆alkylamino, di(C₁₋₆alkyl)amino, or azido groups, C₃₋₅alkenyl-O-, C₃₋₅alkynyl-O-, oligo(ethylene glycol), poly(ethylene glycol), azido, or -NR⁷R⁸; and

the compound is not a previously disclosed compound, including 2'3'-cGAMP.

3. The compound of claim 1, wherein a compound of Formula **Ic**, or a pharmaceutically acceptable salt thereof,



Formula Ic

wherein:

Z^{12} , Z^{13} , Z^{14} , Z^{15} , Z^{16} , and Z^{17} are independently CH or N;

R^3 and R^4 are independently hydrogen, halogen, hydroxyl, amino, C₁₋₆alkyl, C₁₋₆alkyl selectively functionalized with one or more halogen, thiol, hydroxyl, carbonyl, carboxyl, carbonyloxy, C₁₋₆alkoxy, C₁₋₆hydroxyalkoxy, amino, C₁₋₆alkylamino, di(C₁₋₆alkyl)amino, or azido groups, C₁₋₆alkoxy, C₁₋₆alkoxy selectively functionalized with one or more halogen, thiol, hydroxyl, carbonyl, carboxyl, carbonyloxy, C₁₋₆hydroxyalkoxy, amino, C₁₋₆alkylamino, di(C₁₋₆alkyl)amino, or azido groups, C₃₋₅alkenyl-O-, C₃₋₅alkynyl-O-, oligo(ethylene glycol), poly(ethylene glycol), azido, or -NR⁷R⁸;

R^7 and R^8 are independently hydrogen, C₁₋₆alkyl, C₁₋₆alkyl selectively functionalized with one or more halogen, thiol, hydroxyl, carbonyl, carboxyl, carbonyloxy, C₁₋₆alkoxy, C₁₋₆hydroxyalkoxy, amino, C₁₋₆alkylamino, di(C₁₋₆alkyl)amino, or azido groups, cyclic -(C₁₋₆alkyl)-, cyclic -(C₁₋₆alkyl)- selectively functionalized with one or more halogen, thiol, hydroxyl, carbonyl, carboxyl, carbonyloxy, C₁₋₆alkoxy, C₁₋₆hydroxyalkoxy, amino, C₁₋₆alkylamino, or di(C₁₋₆alkyl)amino groups, cyclic -(C₁₋₆oxaalkyl)-, or cyclic -(C₁₋₆oxaalkyl)- selectively functionalized with one or more halogen, thiol, hydroxyl, carbonyl, carboxyl, carbonyloxy, C₁₋₆hydroxyalkoxy, amino, C₁₋₆alkylamino, or di(C₁₋₆alkyl)amino groups;

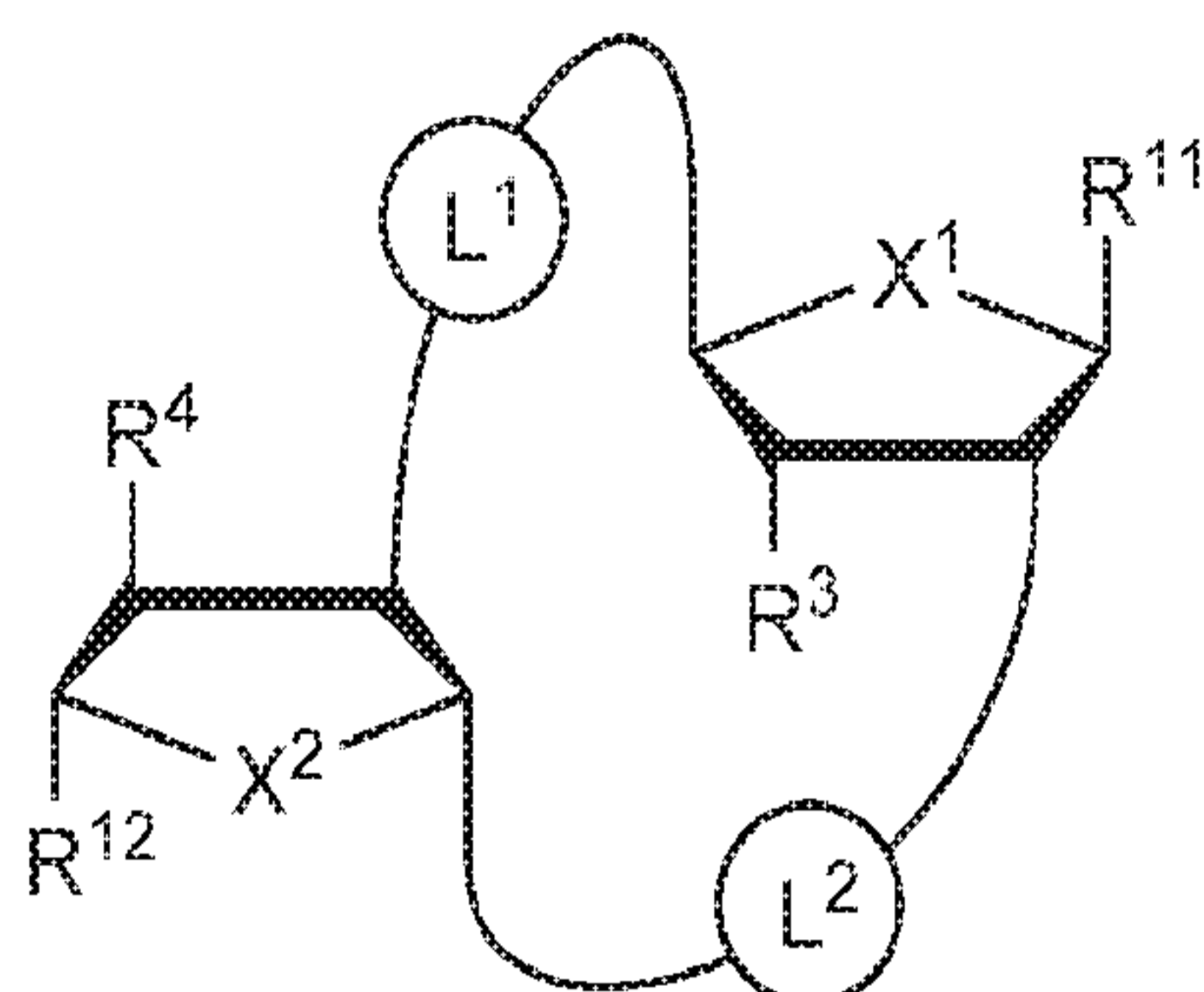
R^9 and R^{10} are independently hydroxyl, thiol, C₁₋₆alkyl, C₁₋₆alkyl selectively functionalized with one or more halogen, thiol, hydroxyl, carbonyl, carboxyl, carbonyloxy,

C₁₋₆alkoxy, C₁₋₆hydroxyalkoxy, amino, C₁₋₆alkylamino, di(C₁₋₆alkyl)amino, or azido groups, C₁₋₆alkoxy, C₁₋₆alkoxy selectively functionalized with one or more halogen, thiol, hydroxyl, carbonyl, carboxyl, carbonyloxy, C₁₋₆hydroxyalkoxy, amino, C₁₋₆alkylamino, di(C₁₋₆alkyl)amino, or azido groups, C₃₋₅alkenyl-O-, C₃₋₅alkynyl-O-, oligo(ethylene glycol), poly(ethylene glycol), borano (-BH₃⁻), or -NR⁷R⁸;

the oxygen atom in one or both of the tetrahydrofuran rings of Formula **Ic** can be optionally replaced by a sulfur or a selenium atom; and

the compound is not 2'3'-cGAMP.

4. The compound of claim 1, wherein a compound of Formula **Id**, or a pharmaceutically acceptable salt thereof,

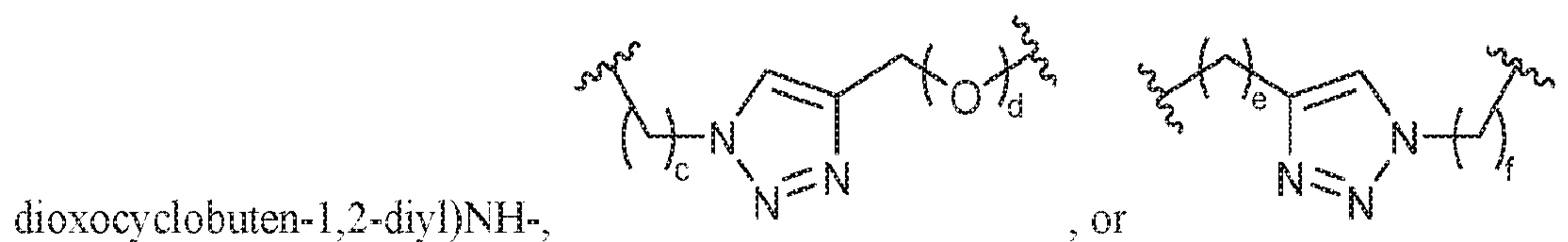


Formula **Id**

wherein:

X¹ and X² are independently O, S or Se;

L¹, starting from the carbon alpha to X¹, and L², starting from the carbon alpha to X², are independently -CH₂O-P(O)R⁶-O-, -CH₂O-P(S)R⁶-O-, -C(Y¹)(Y²)O-P(O)R⁶-C(Y³)(Y⁴)-, -CH₂NHSO₂NH-, -CH₂NHC(O)NH-, -CH₂NHC(S)NH-, -CH₂NHC(NH)NH-, -CH₂NHC(O)CH₂-, -CH₂NHSO₂CH₂-, -CH₂CH₂C(O)NH-, -CH₂CH₂SO₂NH-, -CH₂NH(3,4-



c is 0, 1, or 2;

d, e, and f are independently 0 or 1;

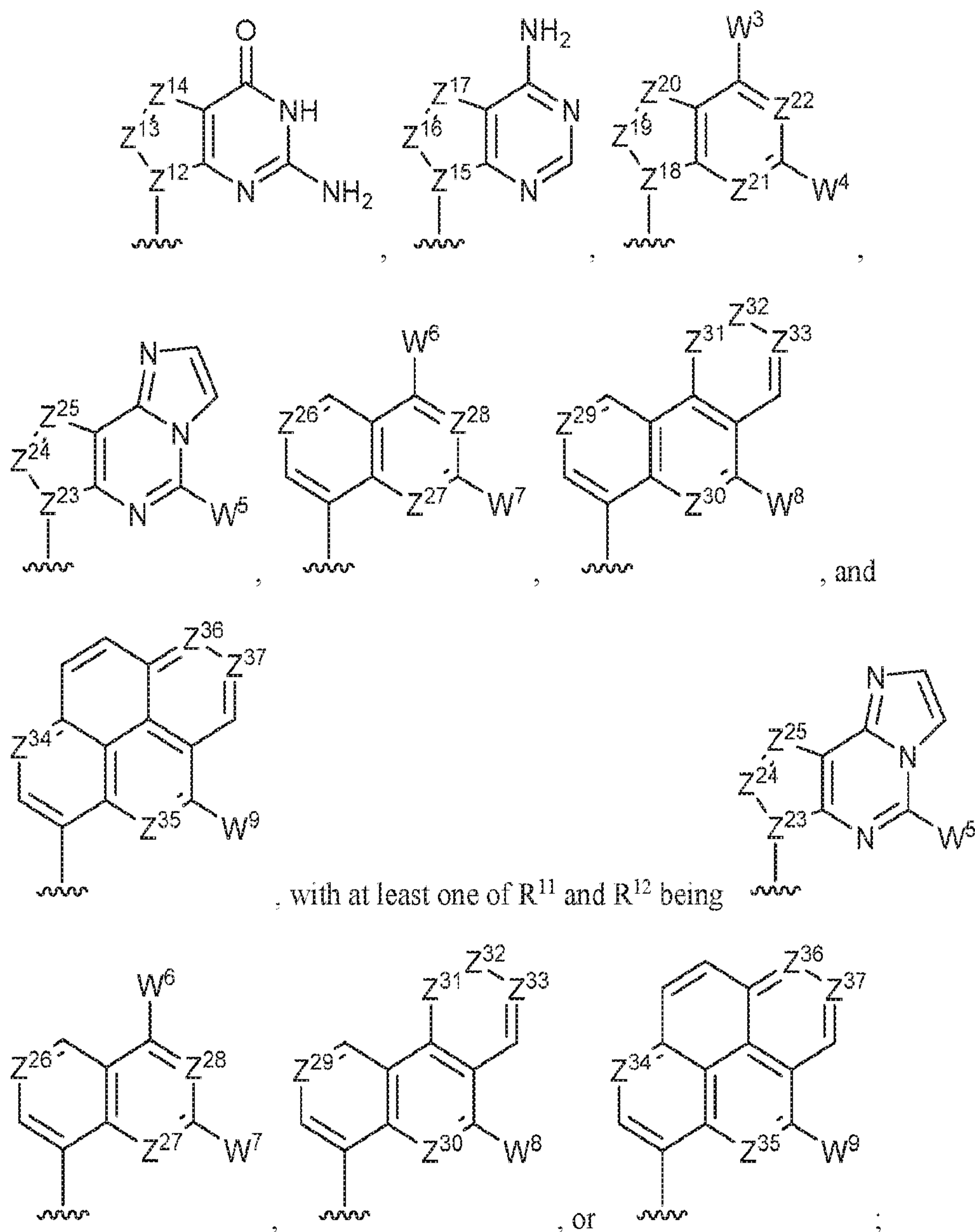
Y¹, Y², Y³, and Y⁴ are independently H or F;

R^6 is hydroxyl, thiol, C_{1-6} alkyl, C_{1-6} alkyl selectively functionalized with one or more halogen, thiol, hydroxyl, carbonyl, carboxyl, carbonyloxy, C_{1-6} alkoxy, C_{1-6} hydroxyalkoxy, amino, C_{1-6} alkylamino, di(C_{1-6} alkyl)amino, or azido groups, C_{1-6} alkoxy, C_{1-6} alkoxy selectively functionalized with one or more halogen, thiol, hydroxyl, carbonyl, carboxyl, carbonyloxy, C_{1-6} hydroxyalkoxy, amino, C_{1-6} alkylamino, di(C_{1-6} alkyl)amino, or azido groups, C_{3-5} alkenyl-O-, C_{3-5} alkynyl-O-, oligo(ethylene glycol), poly(ethylene glycol), borano ($-BH_3^-$), or $-NR^7R^8$;

R^7 and R^8 are independently hydrogen, C_{1-6} alkyl, C_{1-6} alkyl selectively functionalized with one or more halogen, thiol, hydroxyl, carbonyl, carboxyl, carbonyloxy, C_{1-6} alkoxy, C_{1-6} hydroxyalkoxy, amino, C_{1-6} alkylamino, di(C_{1-6} alkyl)amino, or azido groups, cyclic $-(C_{1-6}alkyl)-$, cyclic $-(C_{1-6}alkyl)-$ selectively functionalized with one or more halogen, thiol, hydroxyl, carbonyl, carboxyl, carbonyloxy, C_{1-6} alkoxy, C_{1-6} hydroxyalkoxy, amino, C_{1-6} alkylamino, or di(C_{1-6} alkyl)amino groups, cyclic $-(C_{1-6}oxaalkyl)-$, or cyclic $-(C_{1-6}oxaalkyl)-$ selectively functionalized with one or more halogen, thiol, hydroxyl, carbonyl, carboxyl, carbonyloxy, C_{1-6} hydroxyalkoxy, amino, C_{1-6} alkylamino, or di(C_{1-6} alkyl)amino groups;

R^3 and R^4 are independently hydrogen, halogen, hydroxyl, amino, C_{1-6} alkyl, C_{1-6} alkyl selectively functionalized with one or more halogen, thiol, hydroxyl, carbonyl, carboxyl, carbonyloxy, C_{1-6} alkoxy, C_{1-6} hydroxyalkoxy, amino, C_{1-6} alkylamino, di(C_{1-6} alkyl)amino, or azido groups, C_{1-6} alkoxy, C_{1-6} alkoxy selectively functionalized with one or more halogen, thiol, hydroxyl, carbonyl, carboxyl, carbonyloxy, C_{1-6} hydroxyalkoxy, amino, C_{1-6} alkylamino, di(C_{1-6} alkyl)amino, or azido groups, C_{3-5} alkenyl-O-, C_{3-5} alkynyl-O-, oligo(ethylene glycol), poly(ethylene glycol), azido, or $-NR^7R^8$;

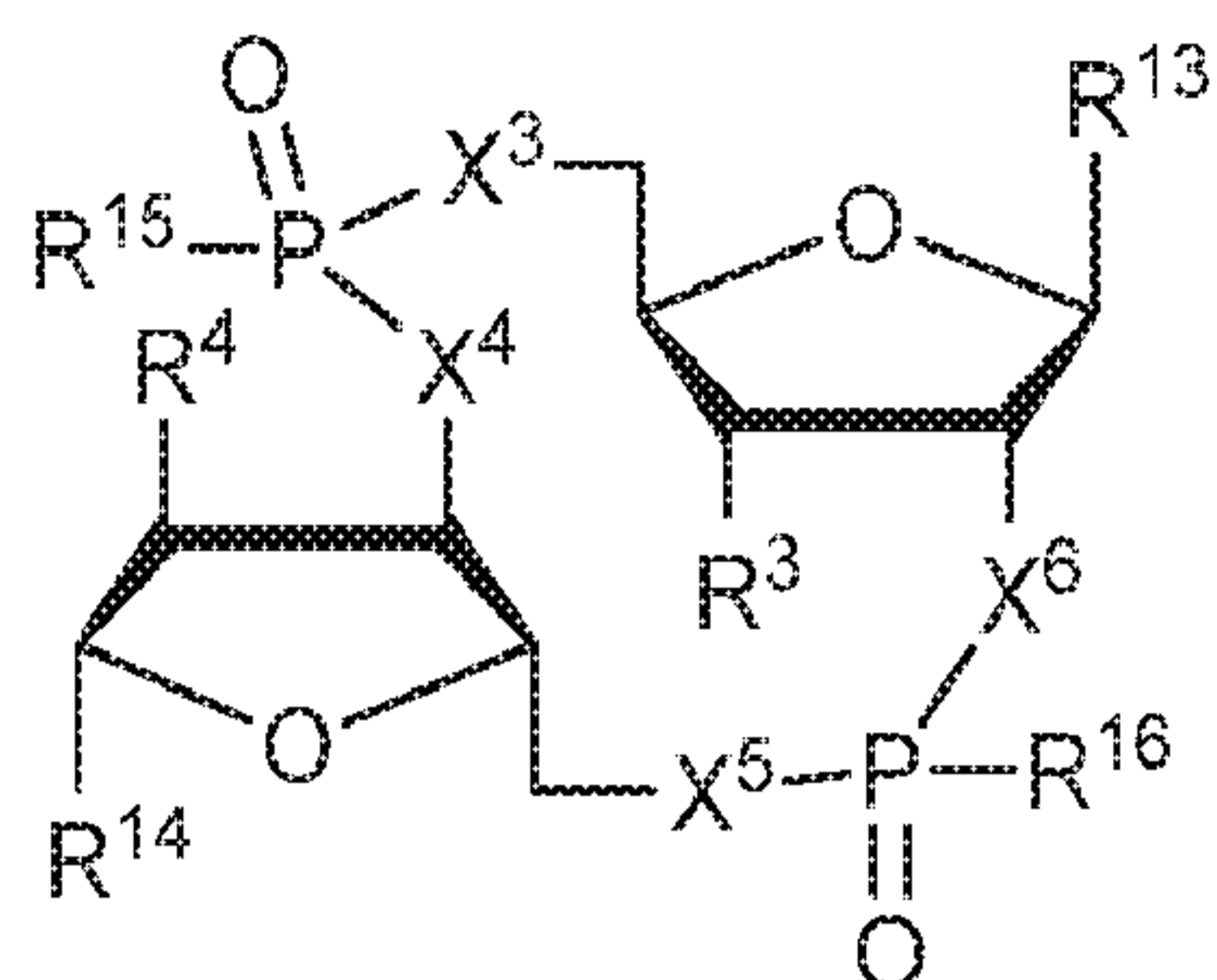
R^{11} and R^{12} are independently selected from the group consisting of:



Z¹², Z¹³, Z¹⁴, Z¹⁵, Z¹⁶, Z¹⁷, Z¹⁸, Z¹⁹, Z²⁰, Z²¹, Z²², Z²³, Z²⁴, Z²⁵, Z²⁶, Z²⁷, Z²⁸, Z²⁹, Z³⁰, Z³¹, Z³², Z³³, Z³⁴, Z³⁵, Z³⁶, and Z³⁷ are each independently CH or N; and

W³, W⁴, W⁵, W⁶, W⁷, W⁸, and W⁹ are independently hydrogen, halogen, hydroxyl, C₁₋₆alkyl, C₁₋₆alkyl selectively functionalized with one or more halogen, thiol, hydroxyl, carbonyl, carboxyl, carbonyloxy, C₁₋₆alkoxy, C₁₋₆hydroxyalkoxy, amino, C₁₋₆alkylamino, di(C₁₋₆alkyl)amino, or azido groups, C₁₋₆alkoxy, C₁₋₆alkoxy selectively functionalized with one or more halogen, thiol, hydroxyl, carbonyl, carboxyl, carbonyloxy, C₁₋₆hydroxyalkoxy, amino, C₁₋₆alkylamino, di(C₁₋₆alkyl)amino, or azido groups, C₃₋₅alkenyl-O-, C₃₋₅alkynyl-O-, oligo(ethylene glycol), poly(ethylene glycol), azido, or -NR⁷R⁸.

5. The compound of claim 1, wherein a compound of Formula Ie, or a pharmaceutically acceptable salt thereof,

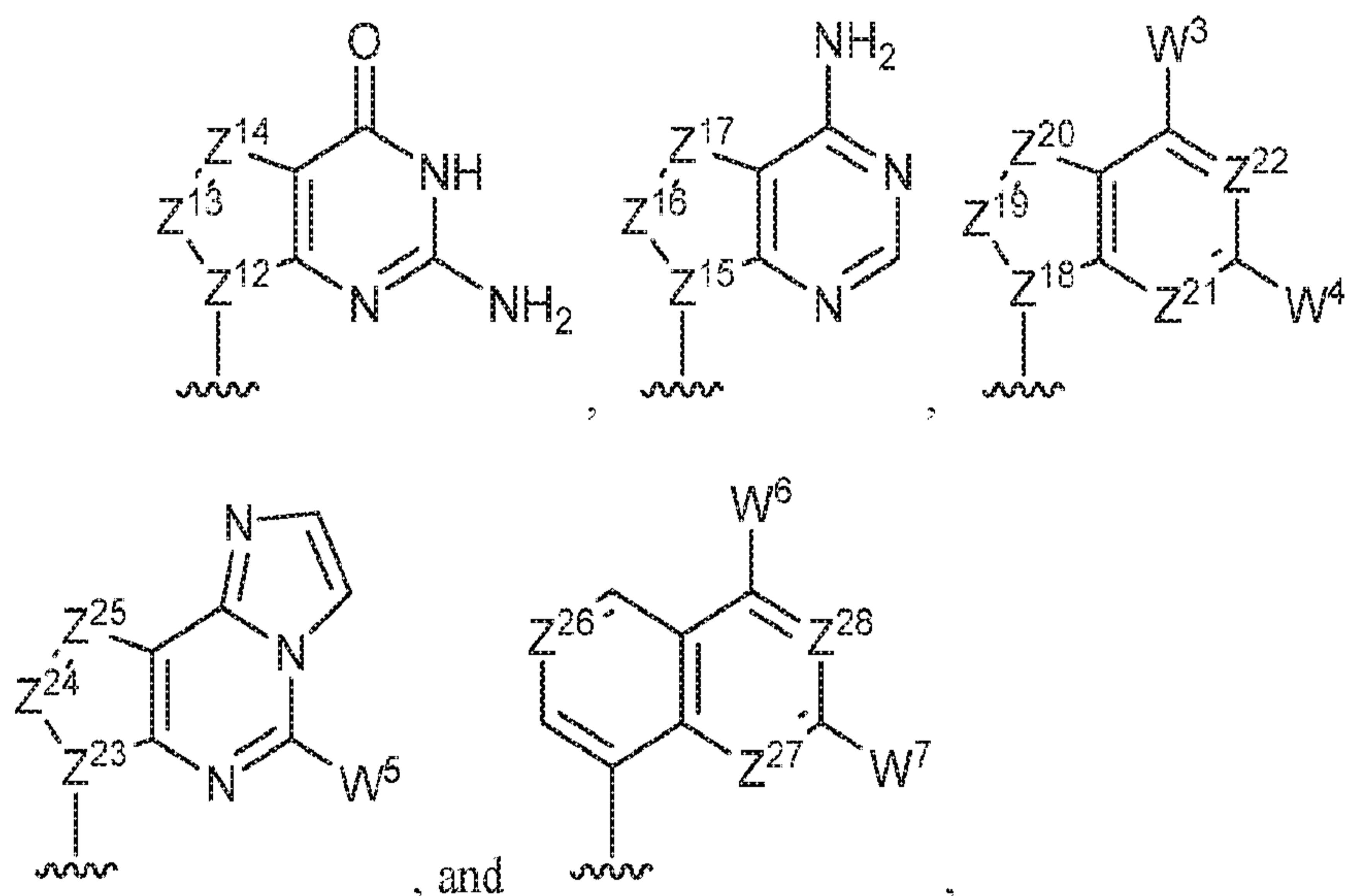


Formula Ie

wherein:

X^3 , X^4 , X^5 , and X^6 are independently O, NH, CH₂, CHF, or CF₂;

R^{13} and R^{14} are independently selected from the group consisting of:



Z^{12} , Z^{13} , Z^{14} , Z^{15} , Z^{16} , Z^{17} , Z^{18} , Z^{19} , Z^{20} , Z^{21} , Z^{22} , Z^{23} , Z^{24} , Z^{25} , Z^{26} , Z^{27} , and Z^{28}

are each independently CH or N; and

W^3 , W^4 , W^5 , W^6 , and W^7 are independently hydrogen, halogen, hydroxyl, C₁₋₆alkyl, C₁₋₆alkyl selectively functionalized with one or more halogen, thiol, hydroxyl, carbonyl, carboxyl, carbonyloxy, C₁₋₆alkoxy, C₁₋₆hydroxyalkoxy, amino, C₁₋₆alkylamino, di(C₁₋₆alkyl)amino, or azido groups, C₁₋₆alkoxy, C₁₋₆alkoxy selectively functionalized with one or more halogen, thiol, hydroxyl, carbonyl, carboxyl, carbonyloxy, C₁₋₆hydroxyalkoxy, amino, C₁₋₆alkylamino, di(C₁₋₆alkyl)amino, or azido groups, C₃₋₅alkenyl-O-, C₃₋₅alkynyl-O-, oligo(ethylene glycol), poly(ethylene glycol), azido, or -NR⁷R⁸;

R^7 and R^8 are independently hydrogen, C₁₋₆alkyl, C₁₋₆alkyl selectively functionalized with one or more halogen, thiol, hydroxyl, carbonyl, carboxyl, carbonyloxy, C₁₋₆alkoxy, C₁₋₆hydroxyalkoxy, amino, C₁₋₆alkylamino, di(C₁₋₆alkyl)amino, or azido groups, cyclic -(C₁₋₆alkyl)-, cyclic -(C₁₋₆alkyl)- selectively functionalized with one or more halogen, thiol, hydroxyl, carbonyl, carboxyl, carbonyloxy, C₁₋₆alkoxy, C₁₋₆hydroxyalkoxy, amino, C₁₋₆alkylamino, or di(C₁₋₆alkyl)amino groups, cyclic -(C₁₋₆oxaalkyl)-, or cyclic -(C₁₋₆oxaalkyl)- selectively functionalized with one or more halogen, thiol, hydroxyl, carbonyl, carboxyl, carbonyloxy, C₁₋₆hydroxyalkoxy, amino, C₁₋₆alkylamino, or di(C₁₋₆alkyl)amino groups;

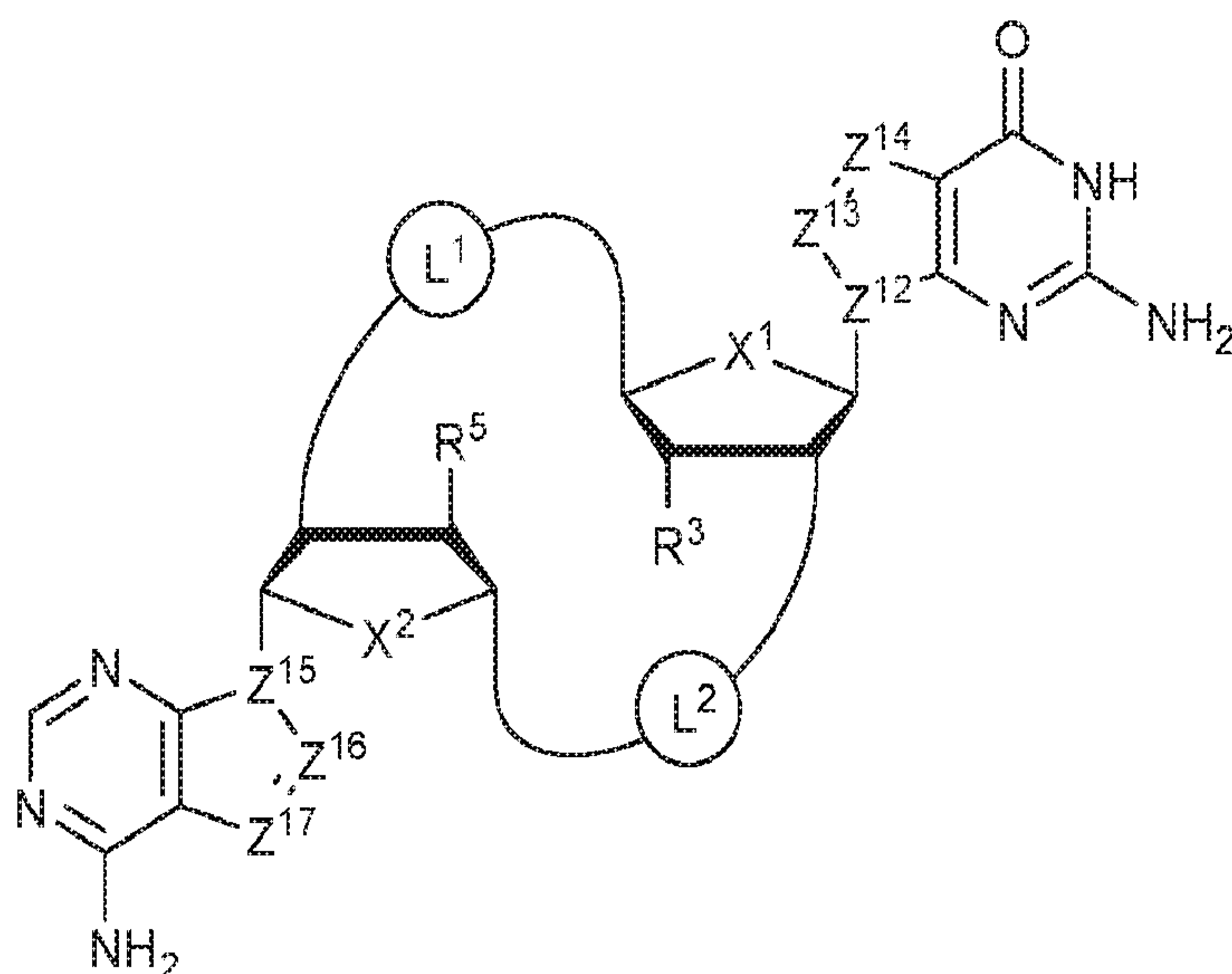
R^3 and R^4 are independently hydrogen, halogen, hydroxyl, amino, C₁₋₆alkyl, C₁₋₆alkyl selectively functionalized with one or more halogen, thiol, hydroxyl, carbonyl, carboxyl, carbonyloxy, C₁₋₆alkoxy, C₁₋₆hydroxyalkoxy, amino, C₁₋₆alkylamino, di(C₁₋₆alkyl)amino, or azido groups, C₁₋₆alkoxy, C₁₋₆alkoxy selectively functionalized with one or more halogen, thiol, hydroxyl, carbonyl, carboxyl, carbonyloxy, C₁₋₆hydroxyalkoxy, amino, C₁₋₆alkylamino, di(C₁₋₆alkyl)amino, or azido groups, C₃₋₅alkenyl-O-, C₃₋₅alkynyl-O-, oligo(ethylene glycol), poly(ethylene glycol), azido, or -NR⁷R⁸;

R^{15} and R^{16} are independently hydroxyl, thiol, methoxy, ethoxy, amino, *N*-methylamino, *N,N*-dimethylamino, *N*-ethylamino, *N,N*-diethylamino, *N*-morpholino, or borano (-BH₃⁻);

the oxygen atom in one or both of the tetrahydrofuran rings of Formula **Ie** can be optionally replaced by a sulfur or a selenium atom; and

the compound is not 2'3'-cGAMP.

6. The compound of claim 1, wherein a compound of Formula **If**, or a pharmaceutically acceptable salt thereof,



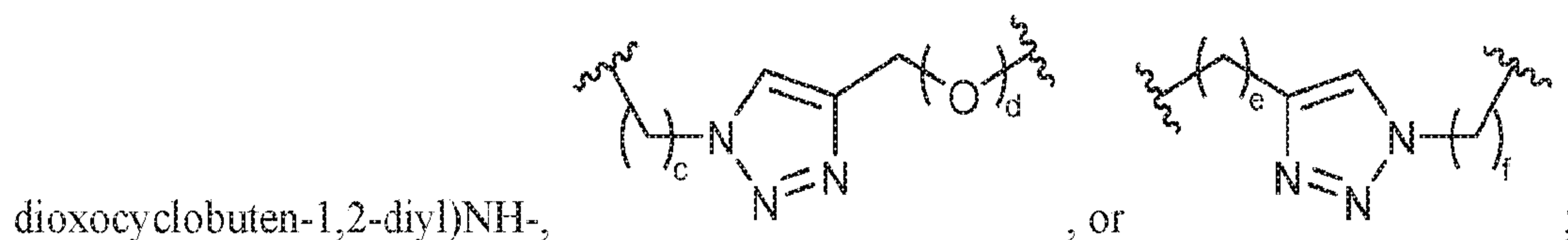
Formula If

wherein:

X^1 and X^2 are independently O, S or Se;

Z^{12} , Z^{13} , Z^{14} , Z^{15} , Z^{16} , and Z^{17} are independently CH or N;

L^1 , starting from the carbon alpha to X^1 , and L^2 , starting from the carbon alpha to X^2 , are independently $-\text{CH}_2\text{O}-\text{P}(\text{O})\text{R}^6-\text{O}-$, $-\text{CH}_2\text{O}-\text{P}(\text{S})\text{R}^6-\text{O}-$, $-\text{C}(\text{Y}^1)(\text{Y}^2)\text{O}-\text{P}(\text{O})\text{R}^6-\text{C}(\text{Y}^3)(\text{Y}^4)-$, $-\text{CH}_2\text{NHSO}_2\text{NH}-$, $-\text{CH}_2\text{NHC}(\text{O})\text{NH}-$, $-\text{CH}_2\text{NHC}(\text{S})\text{NH}-$, $-\text{CH}_2\text{NHC}(\text{NH})\text{NH}-$, $-\text{CH}_2\text{NHC}(\text{O})\text{CH}_2-$, $-\text{CH}_2\text{NHSO}_2\text{CH}_2-$, $-\text{CH}_2\text{CH}_2\text{C}(\text{O})\text{NH}-$, $-\text{CH}_2\text{CH}_2\text{SO}_2\text{NH}-$, $-\text{CH}_2\text{NH}(3,4-$



c is 0, 1, or 2;

d, e, and f are independently 0 or 1;

Y^1 , Y^2 , Y^3 , and Y^4 are independently H or F;

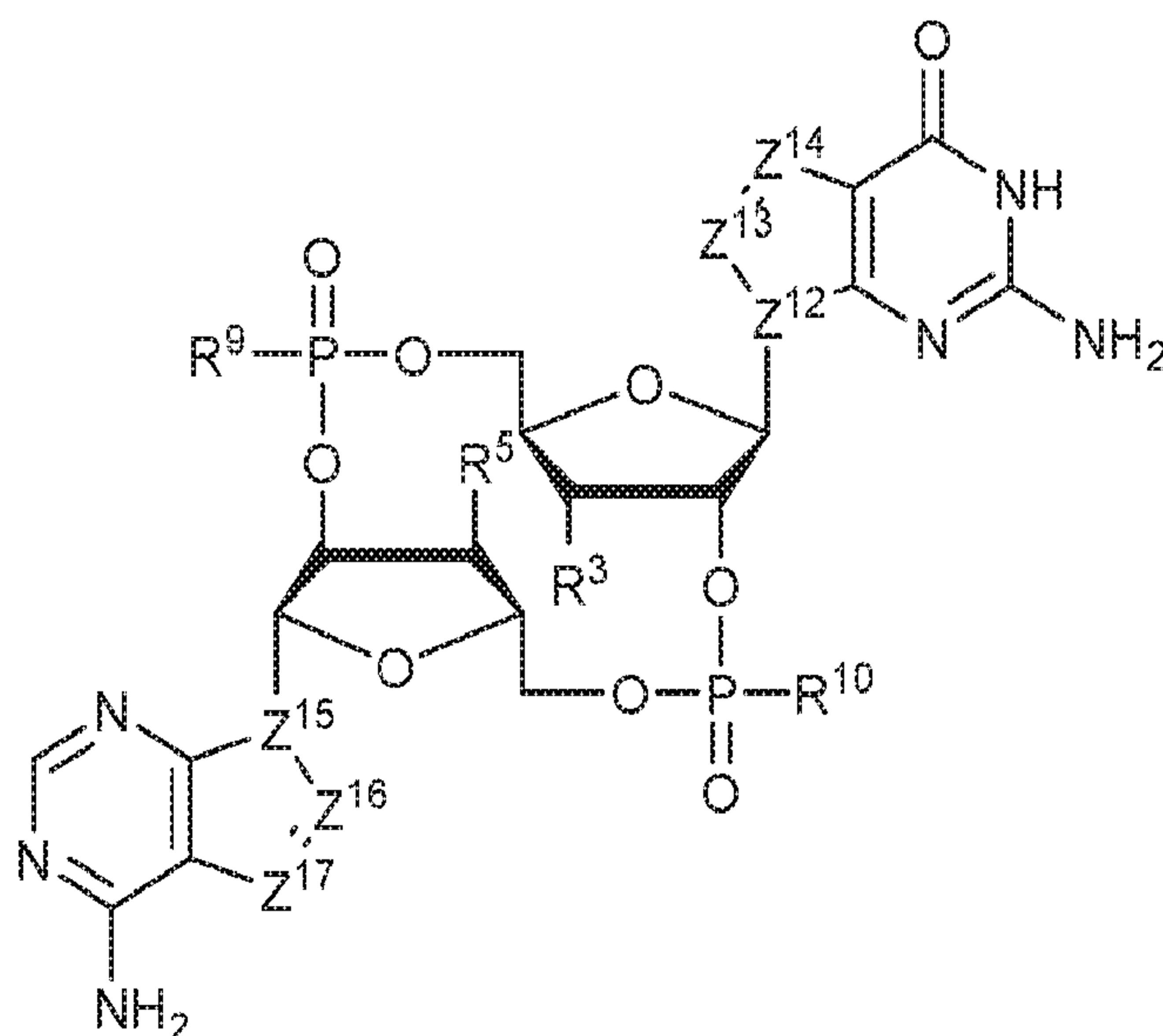
R^6 is hydroxyl, thiol, C_{1-6} alkyl, C_{1-6} alkyl selectively functionalized with one or more halogen, thiol, hydroxyl, carbonyl, carboxyl, carbonyloxyl, C_{1-6} alkoxy, C_{1-6} hydroxyalkoxy, amino, C_{1-6} alkylamino, di(C_{1-6} alkyl)amino, or azido groups, C_{1-6} alkoxy, C_{1-6} alkoxy selectively functionalized with one or more halogen, thiol, hydroxyl, carbonyl, carboxyl, carbonyloxyl, C_{1-6} hydroxyalkoxy, amino, C_{1-6} alkylamino, di(C_{1-6} alkyl)amino, or azido groups, C_{3-5} alkenyl-O-, C_{3-5} alkynyl-O-, oligo(ethylene glycol), poly(ethylene glycol), borano ($-\text{BH}_3^-$), or $-\text{NR}^7\text{R}^8$;

R^7 and R^8 are independently hydrogen, C₁₋₆alkyl, C₁₋₆alkyl selectively functionalized with one or more halogen, thiol, hydroxyl, carbonyl, carboxyl, carbonyloxyl, C₁₋₆alkoxy, C₁₋₆hydroxyalkoxy, amino, C₁₋₆alkylamino, di(C₁₋₆alkyl)amino, or azido groups, cyclic -(C₁₋₆alkyl)-, cyclic -(C₁₋₆alkyl)-selectively functionalized with one or more halogen, thiol, hydroxyl, carbonyl, carboxyl, carbonyloxyl, C₁₋₆alkoxy, C₁₋₆hydroxyalkoxy, amino, C₁₋₆alkylamino, or di(C₁₋₆alkyl)amino groups, cyclic -(C₁₋₆oxaalkyl)-, or cyclic -(C₁₋₆oxaalkyl)-selectively functionalized with one or more halogen, thiol, hydroxyl, carbonyl, carboxyl, carbonyloxyl, C₁₋₆hydroxyalkoxy, amino, C₁₋₆alkylamino, or di(C₁₋₆alkyl)amino groups;

R^3 and R^5 are independently hydrogen, halogen, hydroxyl, amino, C₁₋₆alkyl, C₁₋₆alkyl selectively functionalized with one or more halogen, thiol, hydroxyl, carbonyl, carboxyl, carbonyloxyl, C₁₋₆alkoxy, C₁₋₆hydroxyalkoxy, amino, C₁₋₆alkylamino, di(C₁₋₆alkyl)amino, or azido groups, C₁₋₆alkoxy, C₁₋₆alkoxy selectively functionalized with one or more halogen, thiol, hydroxyl, carbonyl, carboxyl, carbonyloxyl, C₁₋₆hydroxyalkoxy, amino, C₁₋₆alkylamino, di(C₁₋₆alkyl)amino, or azido groups, C₃₋₅alkenyl-O-, C₃₋₅alkynyl-O-, oligo(ethylene glycol), poly(ethylene glycol), azido, or -NR⁷R⁸; and

the compound is not 2'2'-cGAMP.

7. The compound of claim 1, wherein a compound of Formula **Ig**, or a pharmaceutically acceptable salt thereof,



Formula **Ig**

wherein:

Z^{12} , Z^{13} , Z^{14} , Z^{15} , Z^{16} , and Z^{17} are independently CH or N;

R^3 and R^5 are independently hydrogen, halogen, hydroxyl, amino, C₁₋₆alkyl, C₁₋₆alkyl selectively functionalized with one or more halogen, thiol, hydroxyl, carbonyl, carboxyl, carbonyloxyl, C₁₋₆alkoxy, C₁₋₆hydroxyalkoxy, amino, C₁₋₆alkylamino, di(C₁₋₆alkyl)amino, or azido groups, C₁₋₆alkoxy, C₁₋₆alkoxy selectively functionalized with one or more halogen, thiol, hydroxyl, carbonyl, carboxyl, carbonyloxyl, C₁₋₆hydroxyalkoxy, amino, C₁₋₆alkylamino, di(C₁₋₆alkyl)amino, or azido groups, C₃₋₅alkenyl-O-, C₃₋₅alkynyl-O-, oligo(ethylene glycol), poly(ethylene glycol), azido, or -NR⁷R⁸;

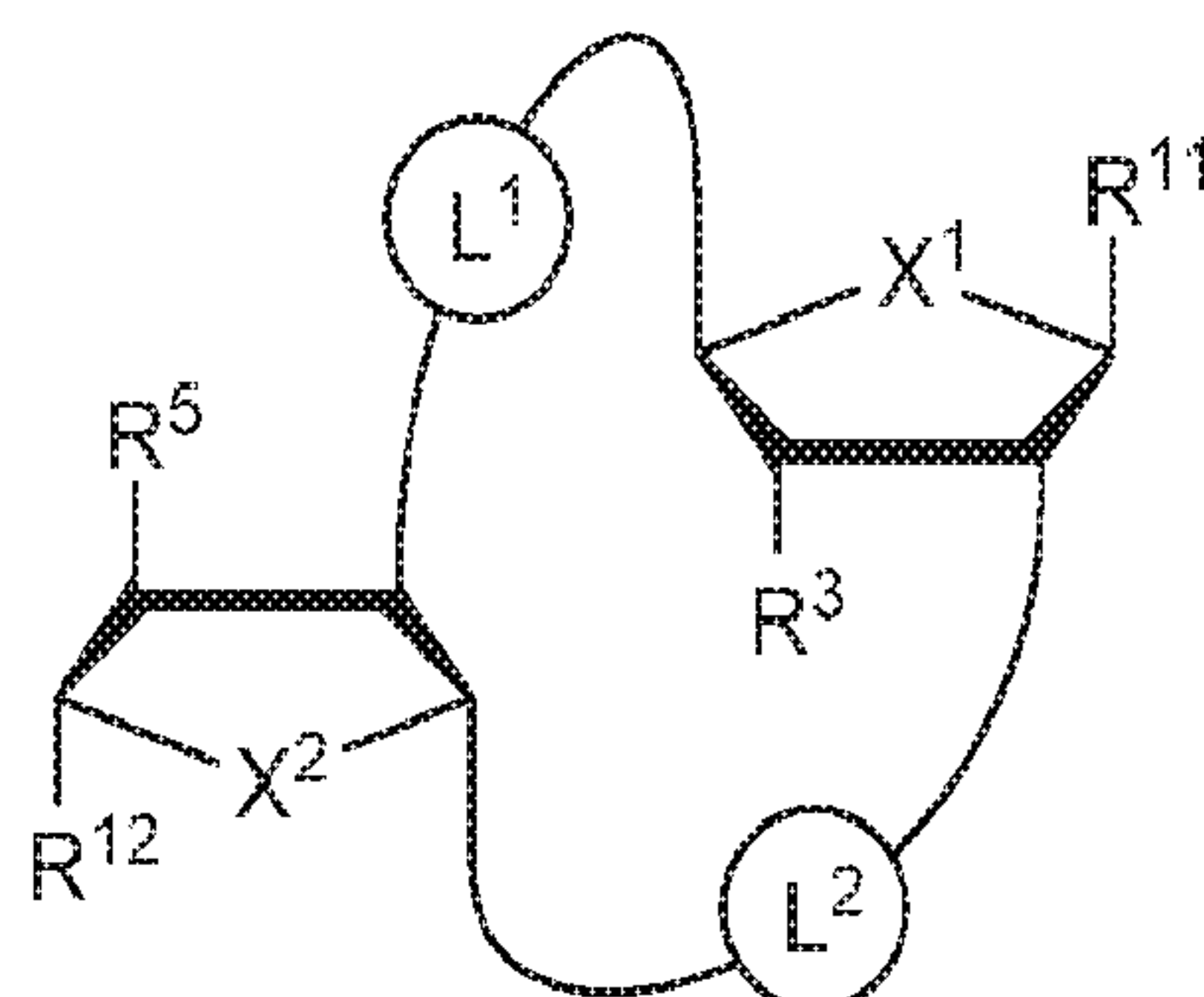
R^7 and R^8 are independently hydrogen, C₁₋₆alkyl, C₁₋₆alkyl selectively functionalized with one or more halogen, thiol, hydroxyl, carbonyl, carboxyl, carbonyloxyl, C₁₋₆alkoxy, C₁₋₆hydroxyalkoxy, amino, C₁₋₆alkylamino, di(C₁₋₆alkyl)amino, or azido groups, cyclic -(C₁₋₆alkyl)-, cyclic -(C₁₋₆alkyl)- selectively functionalized with one or more halogen, thiol, hydroxyl, carbonyl, carboxyl, carbonyloxyl, C₁₋₆alkoxy, C₁₋₆hydroxyalkoxy, amino, C₁₋₆alkylamino, or di(C₁₋₆alkyl)amino groups, cyclic -(C₁₋₆oxaalkyl)-, or cyclic -(C₁₋₆oxaalkyl)- selectively functionalized with one or more halogen, thiol, hydroxyl, carbonyl, carboxyl, carbonyloxyl, C₁₋₆hydroxyalkoxy, amino, C₁₋₆alkylamino, or di(C₁₋₆alkyl)amino groups;

R^9 and R^{10} are independently hydroxyl, thiol, C₁₋₆alkyl, C₁₋₆alkyl selectively functionalized with one or more halogen, thiol, hydroxyl, carbonyl, carboxyl, carbonyloxyl, C₁₋₆alkoxy, C₁₋₆hydroxyalkoxy, amino, C₁₋₆alkylamino, di(C₁₋₆alkyl)amino, or azido groups, C₁₋₆alkoxy, C₁₋₆alkoxy selectively functionalized with one or more halogen, thiol, hydroxyl, carbonyl, carboxyl, carbonyloxyl, C₁₋₆hydroxyalkoxy, amino, C₁₋₆alkylamino, di(C₁₋₆alkyl)amino, or azido groups, C₃₋₅alkenyl-O-, C₃₋₅alkynyl-O-, oligo(ethylene glycol), poly(ethylene glycol), borano (-BH₃⁻), or -NR⁷R⁸;

the oxygen atom in one or both of the tetrahydrofuran rings of Formula **Ig** can be optionally replaced by a sulfur or a selenium atom; and

the compound is not 2'2'-cGAMP.

8. The compound of claim 1, wherein a compound of Formula **Ih**, or a pharmaceutically acceptable salt thereof,

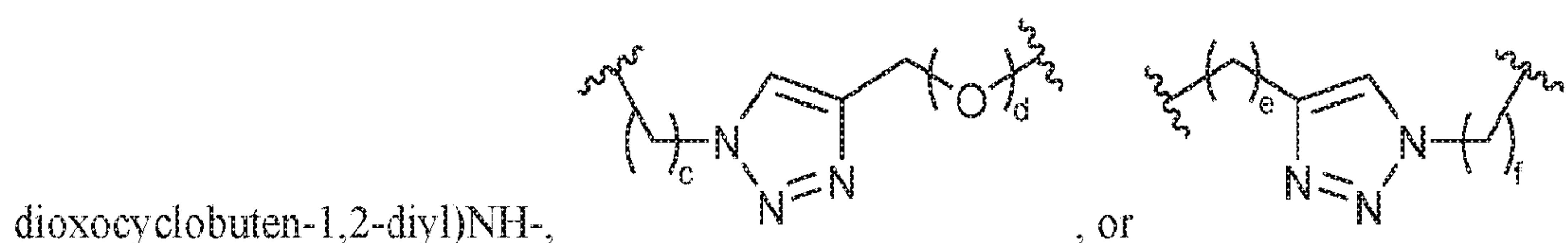


Formula IIb

wherein:

X¹ and X² are independently O, S or Se;

L¹, starting from the carbon alpha to X¹, and L², starting from the carbon alpha to X², are independently -CH₂O-P(O)R⁶-O-, -CH₂O-P(S)R⁶-O-, -C(Y¹)(Y²)O-P(O)R⁶-C(Y³)(Y⁴)-, -CH₂NHSO₂NH-, -CH₂NHC(O)NH-, -CH₂NHC(S)NH-, -CH₂NHC(NH)NH-, -CH₂NHC(O)CH₂-, -CH₂NHSO₂CH₂-, -CH₂CH₂C(O)NH-, -CH₂CH₂SO₂NH-, -CH₂NH(3,4-



c is 0, 1, or 2;

d, e, and f are independently 0 or 1;

Y¹, Y², Y³, and Y⁴ are independently H or F;

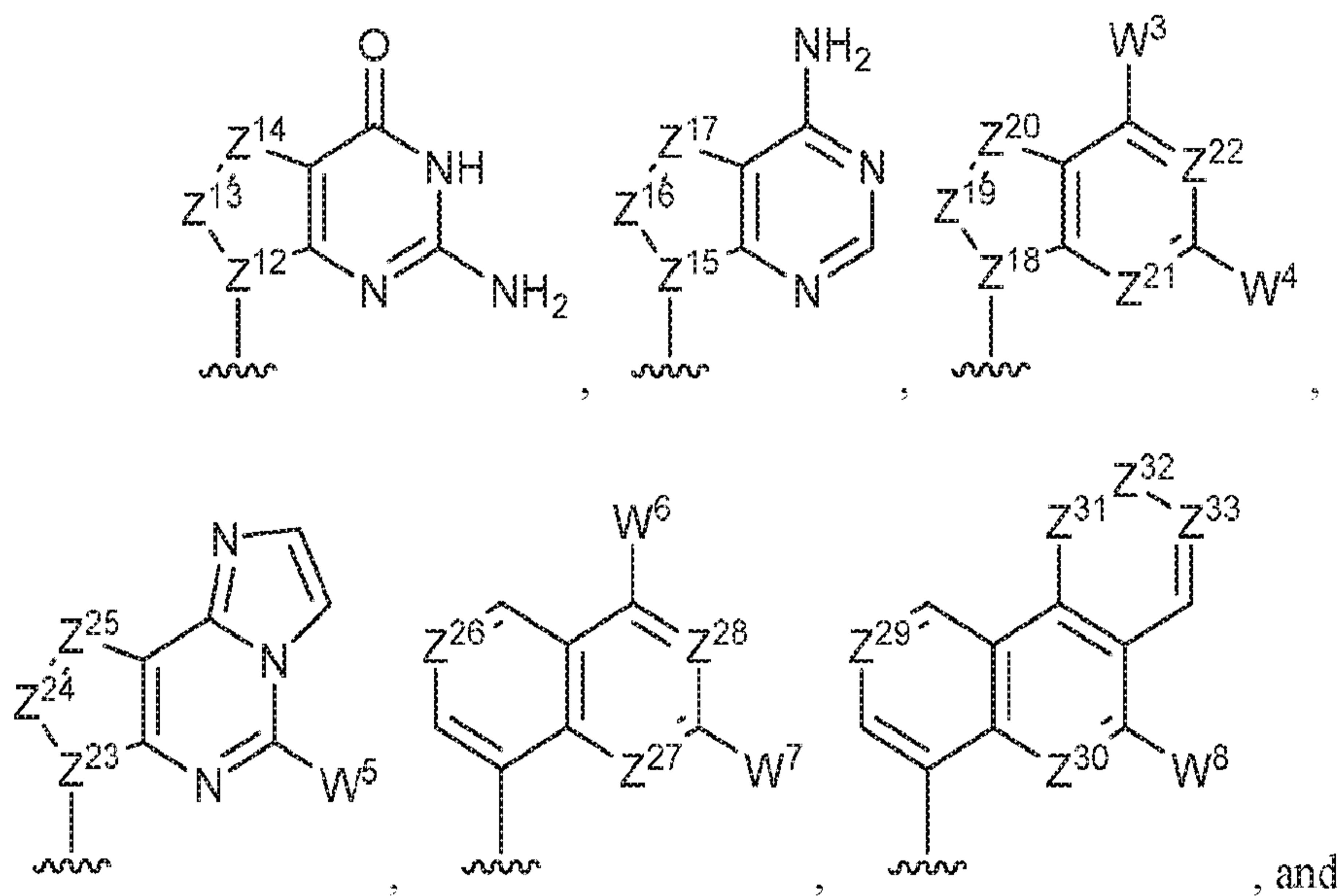
R⁶ is hydroxyl, thiol, C₁₋₆alkyl, C₁₋₆alkyl selectively functionalized with one or more halogen, thiol, hydroxyl, carbonyl, carboxyl, carbonyloxyl, C₁₋₆alkoxy, C₁₋₆hydroxyalkoxy, amino, C₁₋₆alkylamino, di(C₁₋₆alkyl)amino, or azido groups, C₁₋₆alkoxy, C₁₋₆alkoxy selectively functionalized with one or more halogen, thiol, hydroxyl, carbonyl, carboxyl, carbonyloxyl, C₁₋₆hydroxyalkoxy, amino, C₁₋₆alkylamino, di(C₁₋₆alkyl)amino, or azido groups, C₃₋₅alkenyl-O-, C₃₋₅alkynyl-O-, oligo(ethylene glycol), poly(ethylene glycol), borano (-BH₃⁻), or -NR⁷R⁸;

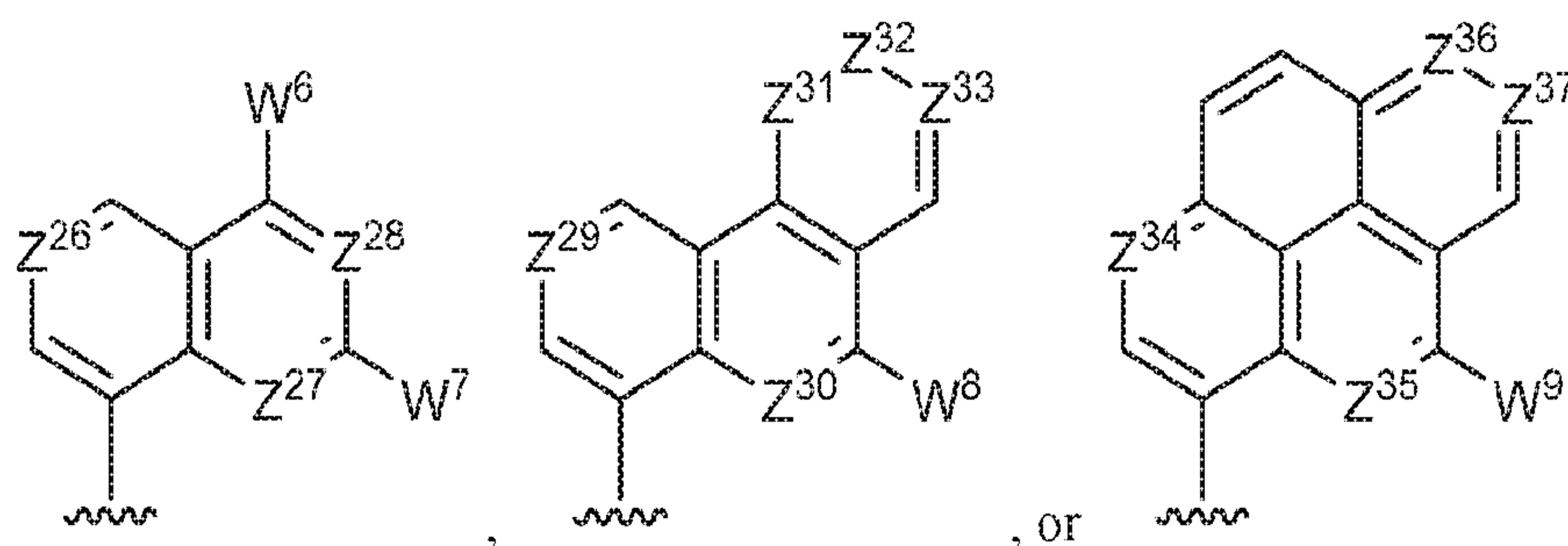
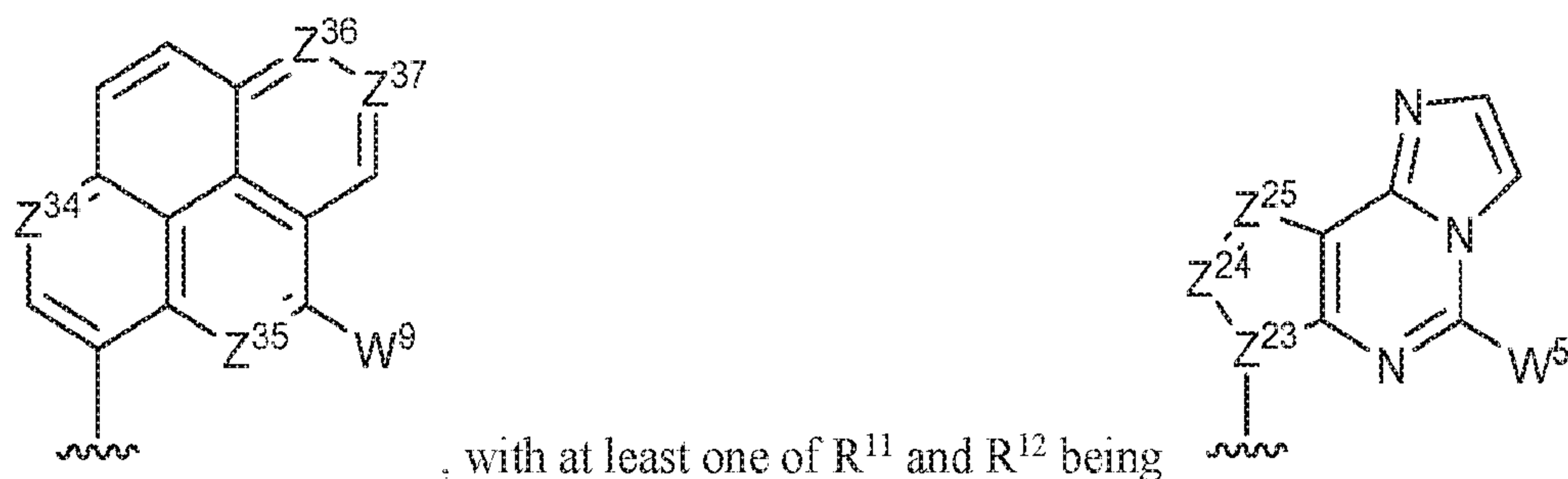
R⁷ and R⁸ are independently hydrogen, C₁₋₆alkyl, C₁₋₆alkyl selectively functionalized with one or more halogen, thiol, hydroxyl, carbonyl, carboxyl, carbonyloxyl, C₁₋₆alkoxy, C₁₋₆hydroxyalkoxy, amino, C₁₋₆alkylamino, di(C₁₋₆alkyl)amino, or azido groups, cyclic -(C₁₋₆alkyl)-, cyclic -(C₁₋₆alkyl)-selectively functionalized with one or more halogen, thiol, hydroxyl, carbonyl,

carboxyl, carbonyloxy, C₁₋₆alkoxy, C₁₋₆hydroxyalkoxy, amino, C₁₋₆alkylamino, or di(C₁₋₆alkyl)amino groups, cyclic -(C₁₋₆oxaalkyl)-, or cyclic -(C₁₋₆oxaalkyl)- selectively functionalized with one or more halogen, thiol, hydroxyl, carbonyl, carboxyl, carbonyloxy, C₁₋₆hydroxyalkoxy, amino, C₁₋₆alkylamino, or di(C₁₋₆alkyl)amino groups;

R³ and R⁵ are independently hydrogen, halogen, hydroxyl, amino, C₁₋₆alkyl, C₁₋₆alkyl selectively functionalized with one or more halogen, thiol, hydroxyl, carbonyl, carboxyl, carbonyloxy, C₁₋₆alkoxy, C₁₋₆hydroxyalkoxy, amino, C₁₋₆alkylamino, di(C₁₋₆alkyl)amino, or azido groups, C₁₋₆alkoxy, C₁₋₆alkoxy selectively functionalized with one or more halogen, thiol, hydroxyl, carbonyl, carboxyl, carbonyloxy, C₁₋₆hydroxyalkoxy, amino, C₁₋₆alkylamino, di(C₁₋₆alkyl)amino, or azido groups, C₃₋₅alkenyl-O-, C₃₋₅alkynyl-O-, oligo(ethylene glycol), poly(ethylene glycol), azido, or -NR⁷R⁸;

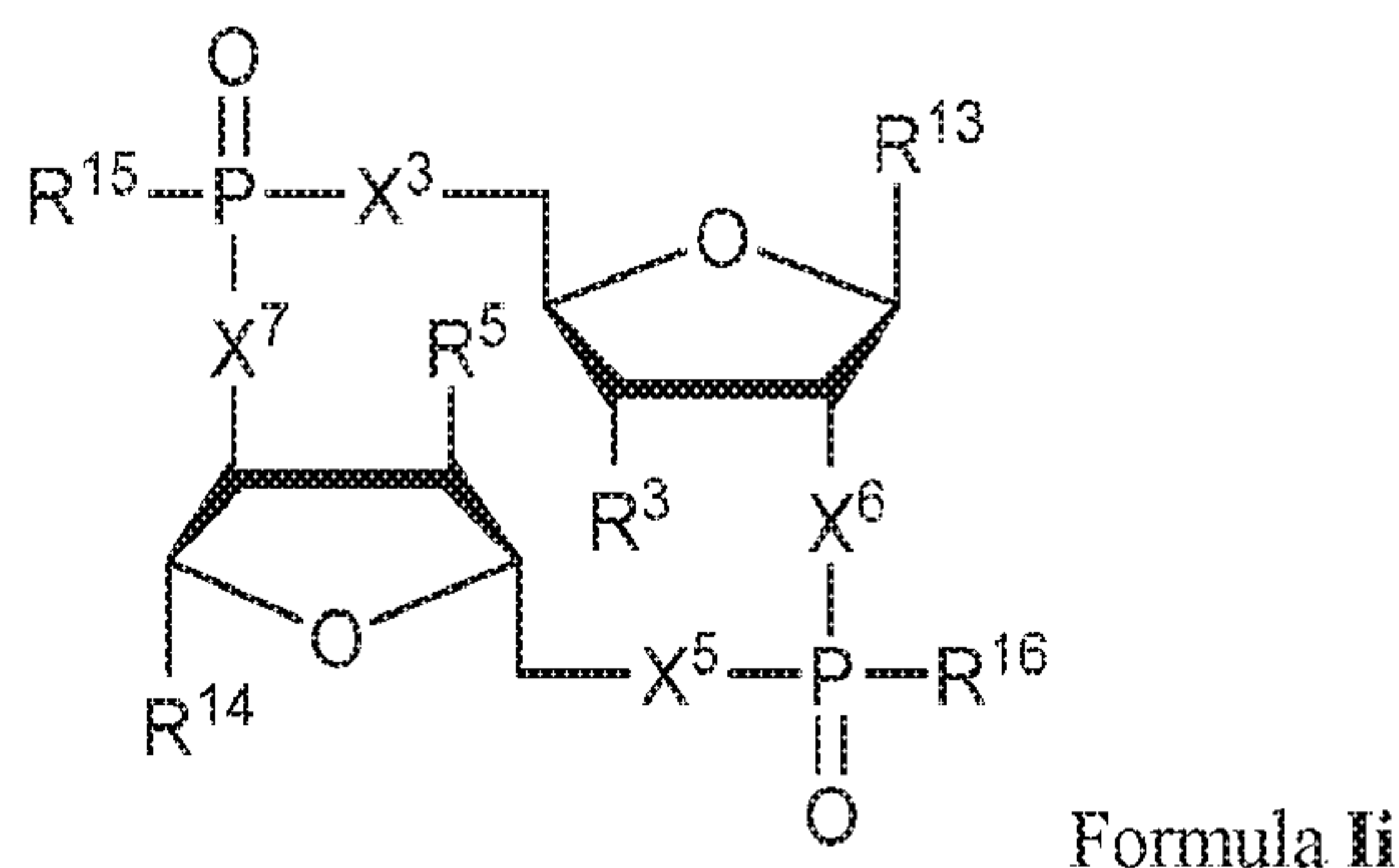
R¹¹ and R¹² are independently selected from the group consisting of:





Z¹², Z¹³, Z¹⁴, Z¹⁵, Z¹⁶, Z¹⁷, Z¹⁸, Z¹⁹, Z²⁰, Z²¹, Z²², Z²³, Z²⁴, Z²⁵, Z²⁶, Z²⁷, Z²⁸, Z²⁹, Z³⁰, Z³¹, Z³², Z³³, Z³⁴, Z³⁵, Z³⁶, and Z³⁷ are each independently CH or N; and W³, W⁴, W⁵, W⁶, W⁷, W⁸, and W⁹ are independently hydrogen, halogen, hydroxyl, C₁₋₆alkyl, C₁₋₆alkyl selectively functionalized with one or more halogen, thiol, hydroxyl, carbonyl, carboxyl, carbonyloxyl, C₁₋₆alkoxy, C₁₋₆hydroxyalkoxy, amino, C₁₋₆alkylamino, di(C₁₋₆alkyl)amino, or azido groups, C₁₋₆alkoxy, C₁₋₆alkoxy selectively functionalized with one or more halogen, thiol, hydroxyl, carbonyl, carboxyl, carbonyloxyl, C₁₋₆hydroxyalkoxy, amino, C₁₋₆alkylamino, di(C₁₋₆alkyl)amino, or azido groups, C₃₋₅alkenyl-O-, C₃₋₅alkynyl-O-, oligo(ethylene glycol), poly(ethylene glycol), azido, or -NR⁷R⁸.

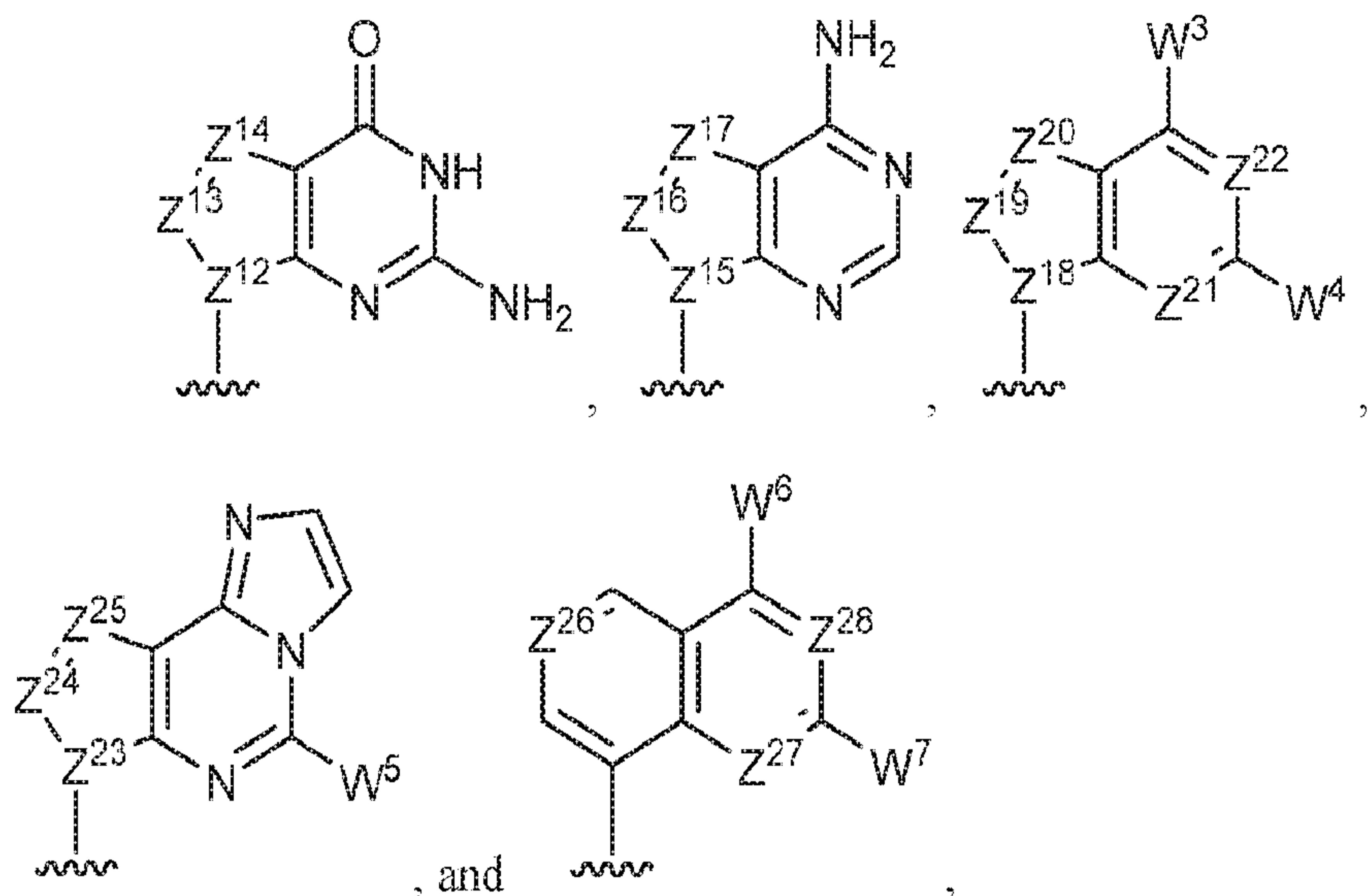
9. The compound of claim 1, wherein a compound of Formula **ii**, or a pharmaceutically acceptable salt thereof,



wherein:

X^3 , X^5 , X^6 , and X^7 are independently O, NH, CH₂, CHF, or CF₂;

R^{13} and R^{14} are independently selected from the group consisting of:



Z^{12} , Z^{13} , Z^{14} , Z^{15} , Z^{16} , Z^{17} , Z^{18} , Z^{19} , Z^{20} , Z^{21} , Z^{22} , Z^{23} , Z^{24} , Z^{25} , Z^{26} , Z^{27} , and Z^{28}

are each independently CH or N; and

W^3 , W^4 , W^5 , W^6 , and W^7 are independently hydrogen, halogen, hydroxyl, C₁₋₆alkyl, C₁₋₆alkyl selectively functionalized with one or more halogen, thiol, hydroxyl, carbonyl, carboxyl, carbonyloxy, C₁₋₆alkoxy, C₁₋₆hydroxyalkoxy, amino, C₁₋₆alkylamino, di(C₁₋₆alkyl)amino, or azido groups, C₁₋₆alkoxy, C₁₋₆alkoxy selectively functionalized with one or more halogen, thiol, hydroxyl, carbonyl, carboxyl, carbonyloxy, C₁₋₆hydroxyalkoxy, amino, C₁₋₆alkylamino, di(C₁₋₆alkyl)amino, or azido groups, C₃₋₅alkenyl-O-, C₃₋₅alkynyl-O-, oligo(ethylene glycol), poly(ethylene glycol), azido, or -NR⁷R⁸;

R^7 and R^8 are independently hydrogen, C₁₋₆alkyl, C₁₋₆alkyl selectively functionalized with one or more halogen, thiol, hydroxyl, carbonyl, carboxyl, carbonyloxy, C₁₋₆alkoxy, C₁₋₆hydroxyalkoxy, amino, C₁₋₆alkylamino, di(C₁₋₆alkyl)amino, or azido groups, cyclic -(C₁₋₆alkyl)-, cyclic -(C₁₋₆alkyl)-selectively functionalized with one or more halogen, thiol, hydroxyl, carbonyl, carboxyl, carbonyloxy, C₁₋₆alkoxy, C₁₋₆hydroxyalkoxy, amino, C₁₋₆alkylamino, or di(C₁₋₆alkyl)amino groups, cyclic -(C₁₋₆oxaalkyl)-, or cyclic -(C₁₋₆oxaalkyl)-selectively functionalized with one or more halogen, thiol, hydroxyl, carbonyl, carboxyl, carbonyloxy, C₁₋₆hydroxyalkoxy, amino, C₁₋₆alkylamino, or di(C₁₋₆alkyl)amino groups;

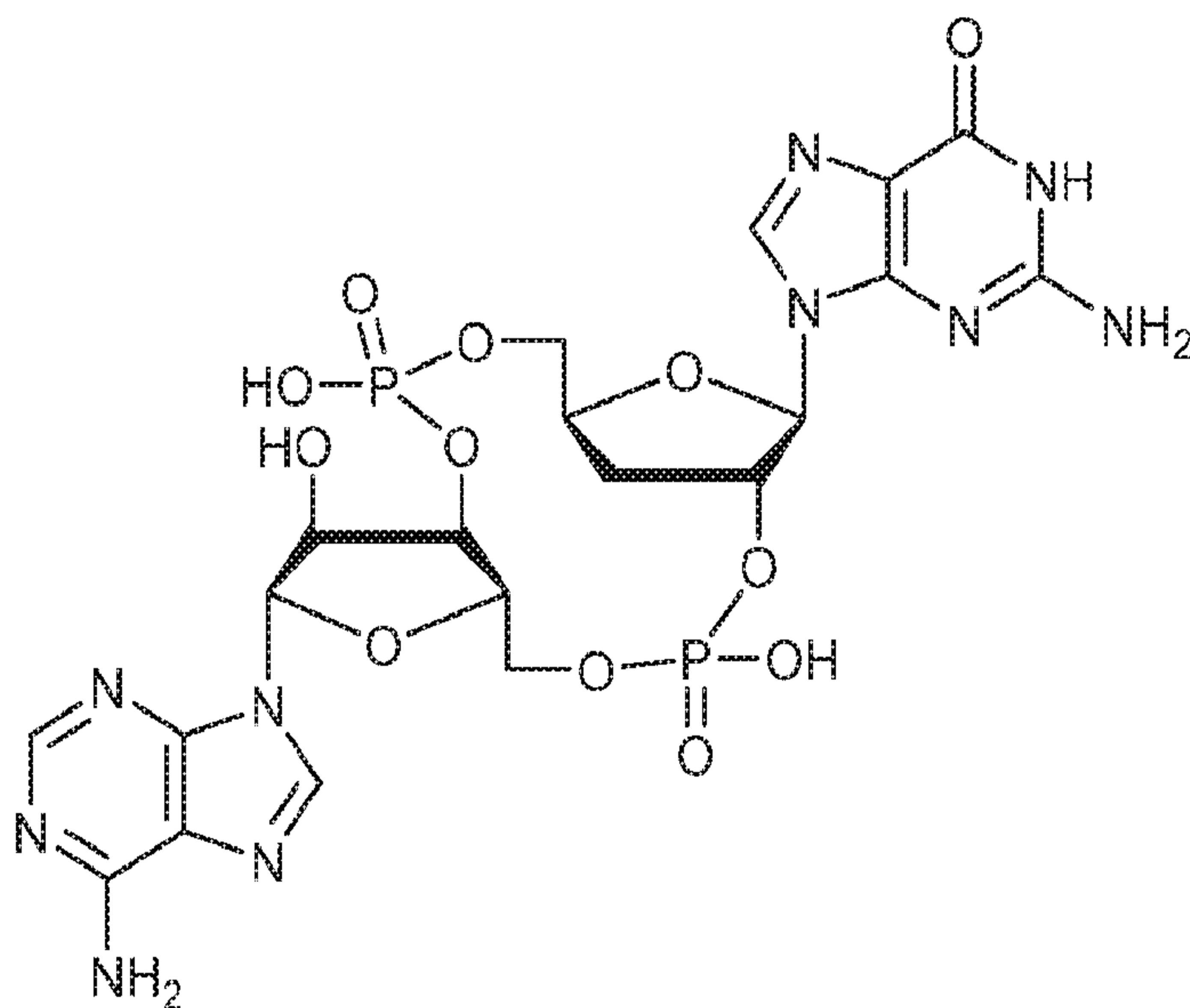
R^3 and R^5 are independently hydrogen, halogen, hydroxyl, amino, C_{1-6} alkyl, C_{1-6} alkyl selectively functionalized with one or more halogen, thiol, hydroxyl, carbonyl, carboxyl, carbonyloxy, C_{1-6} alkoxy, C_{1-6} hydroxyalkoxy, amino, C_{1-6} alkylamino, di(C_{1-6} alkyl)amino, or azido groups, C_{1-6} alkoxy, C_{1-6} alkoxy selectively functionalized with one or more halogen, thiol, hydroxyl, carbonyl, carboxyl, carbonyloxy, C_{1-6} hydroxyalkoxy, amino, C_{1-6} alkylamino, di(C_{1-6} alkyl)amino, or azido groups, C_{3-5} alkenyl-O-, C_{3-5} alkynyl-O-, oligo(ethylene glycol), poly(ethylene glycol), azido, or $-NR^7R^8$;

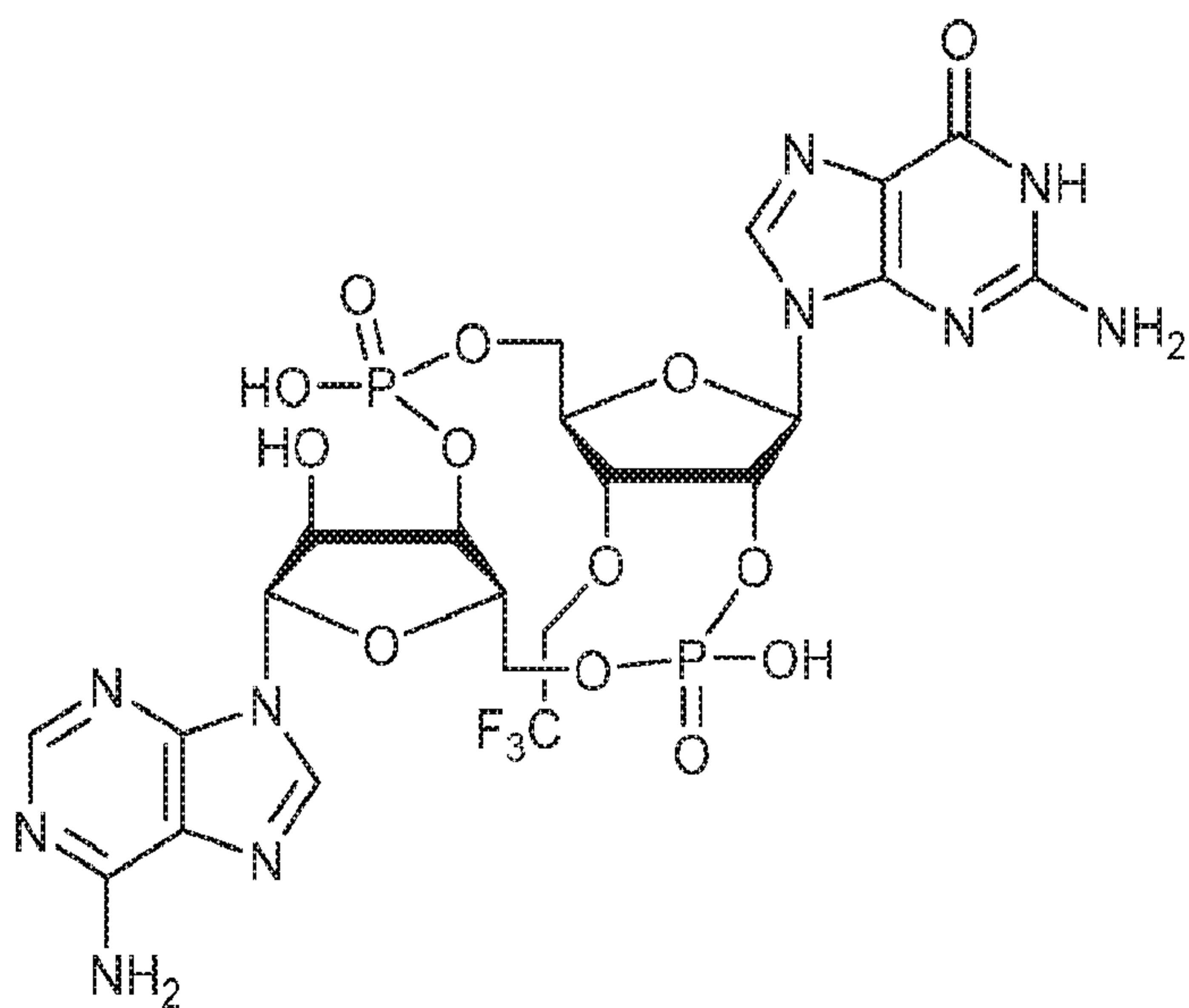
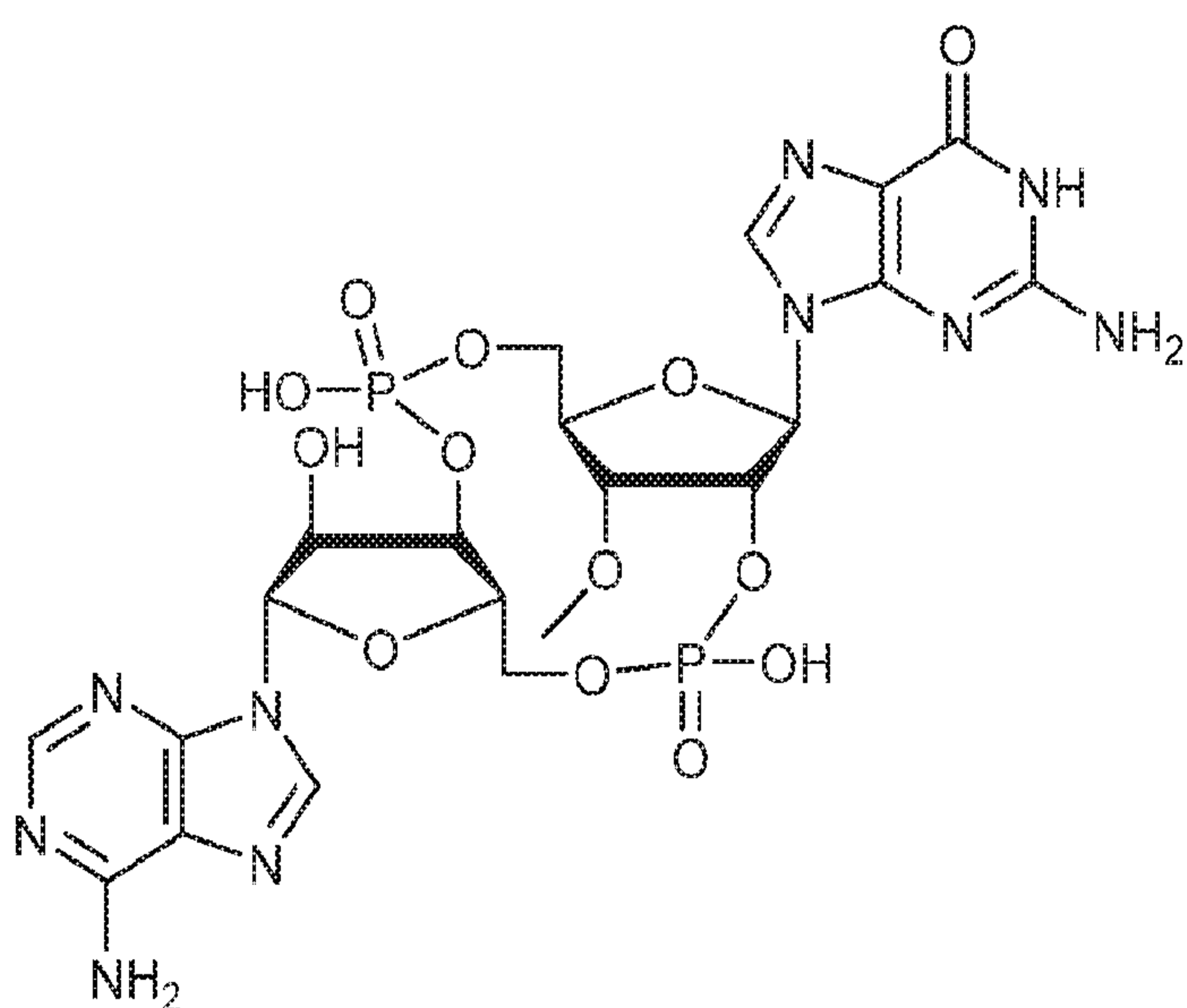
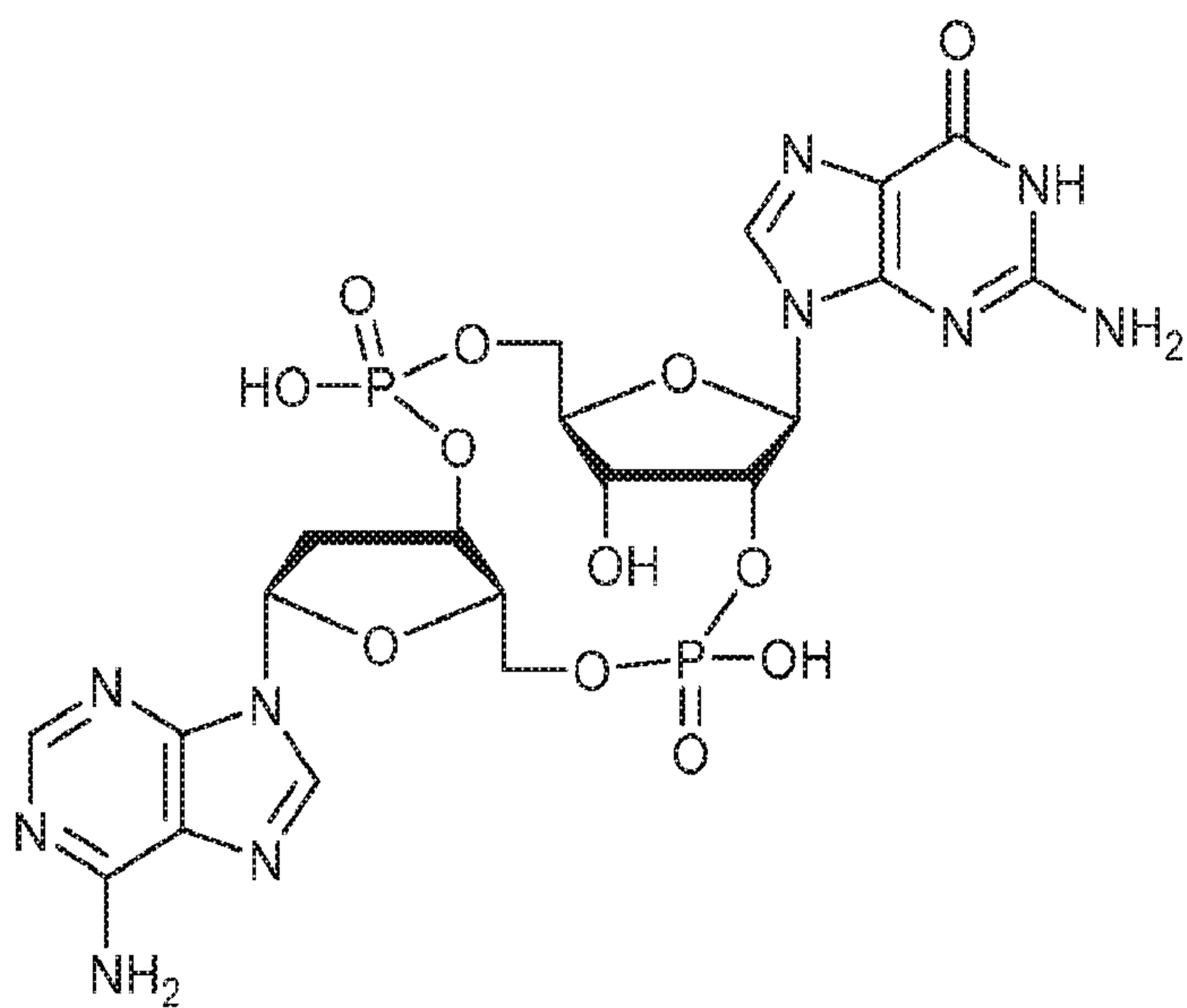
R^{15} and R^{16} are independently hydroxyl, thiol, methoxy, ethoxy, amino, *N*-methylamino, *N,N*-dimethylamino, *N*-ethylamino, *N,N*-diethylamino, *N*-morpholino, or borano ($-BH_3^-$);

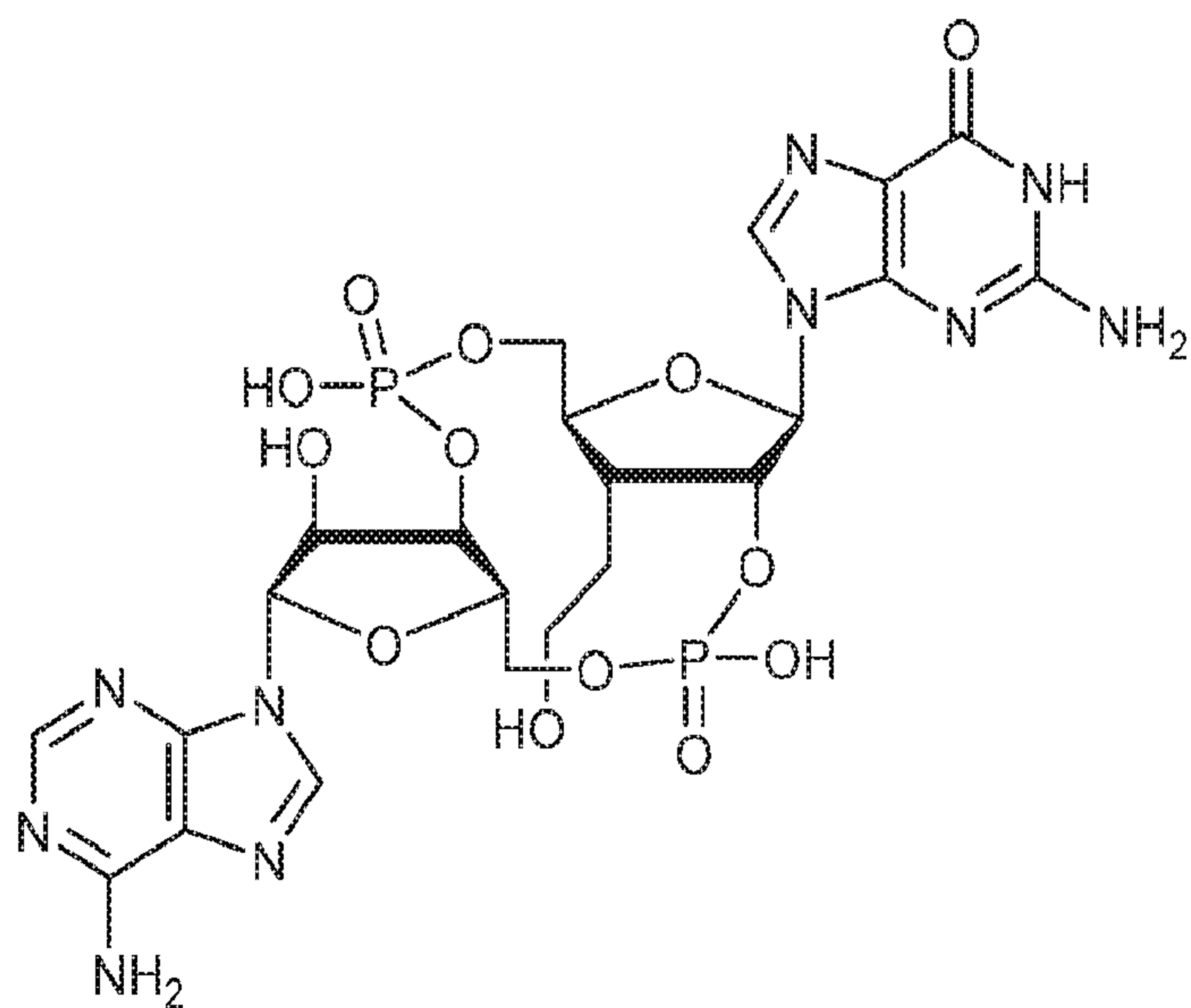
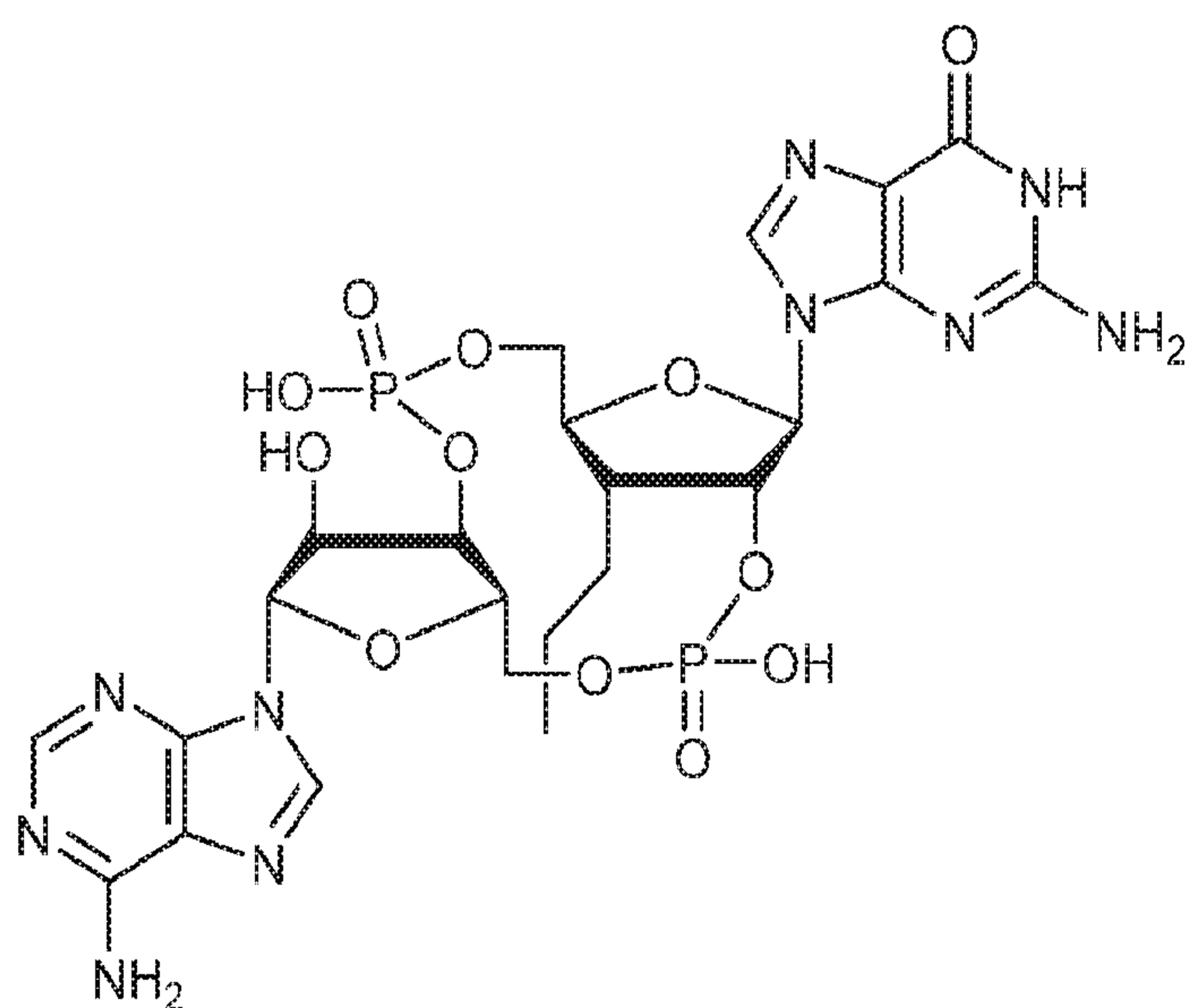
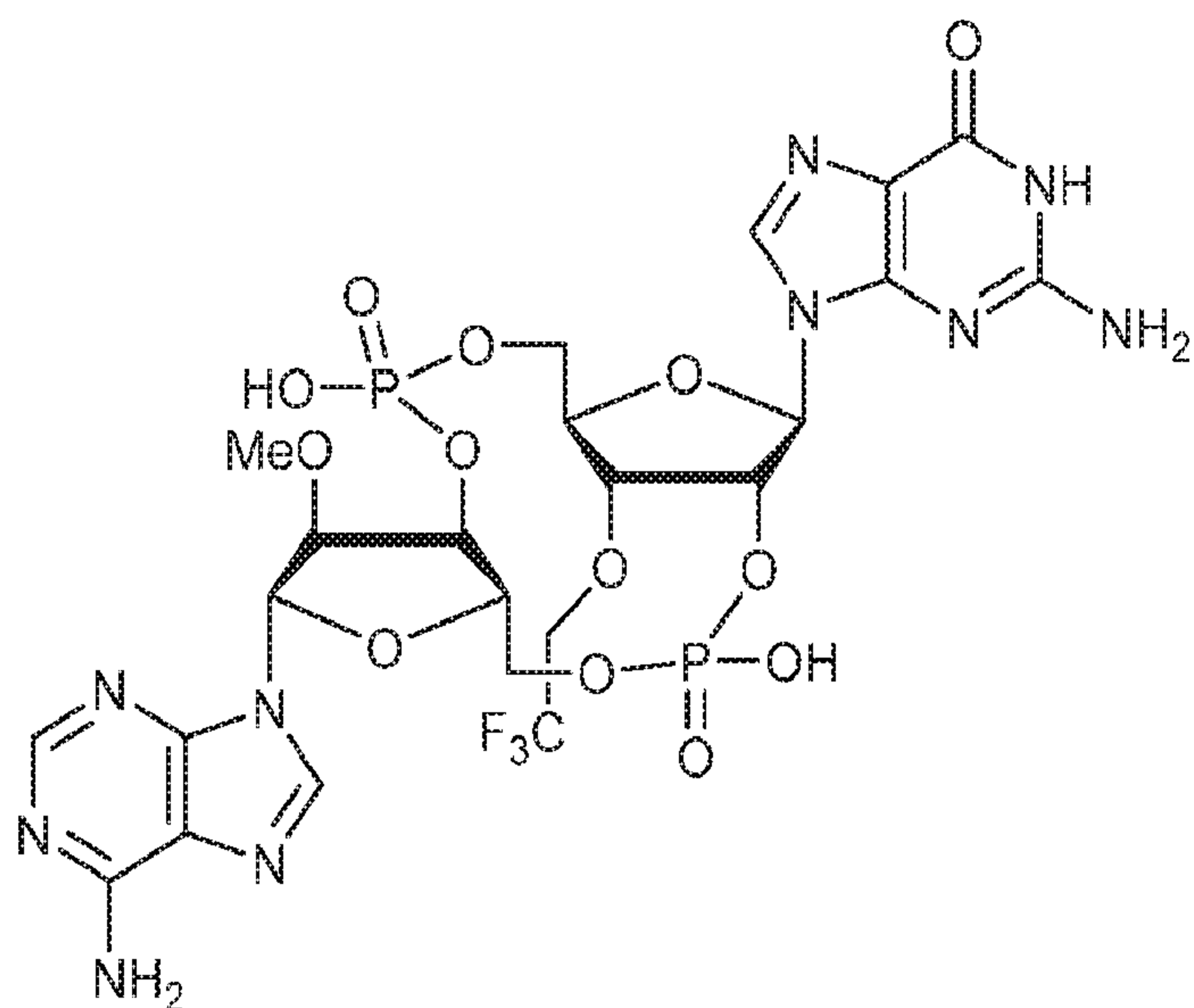
the oxygen atom in one or both of the tetrahydrofuran rings of Formula **ii** can be optionally replaced by a sulfur or a selenium atom; and

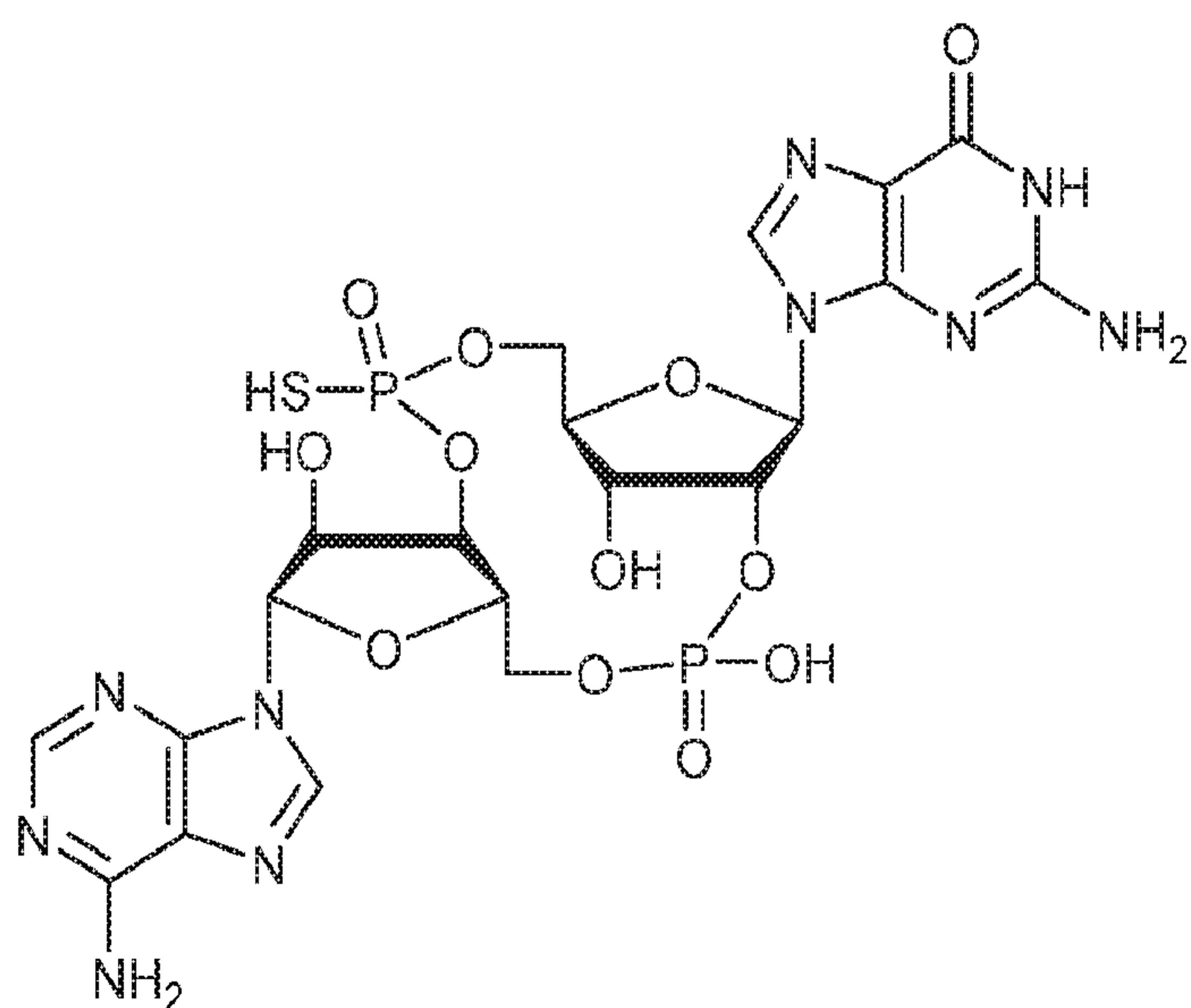
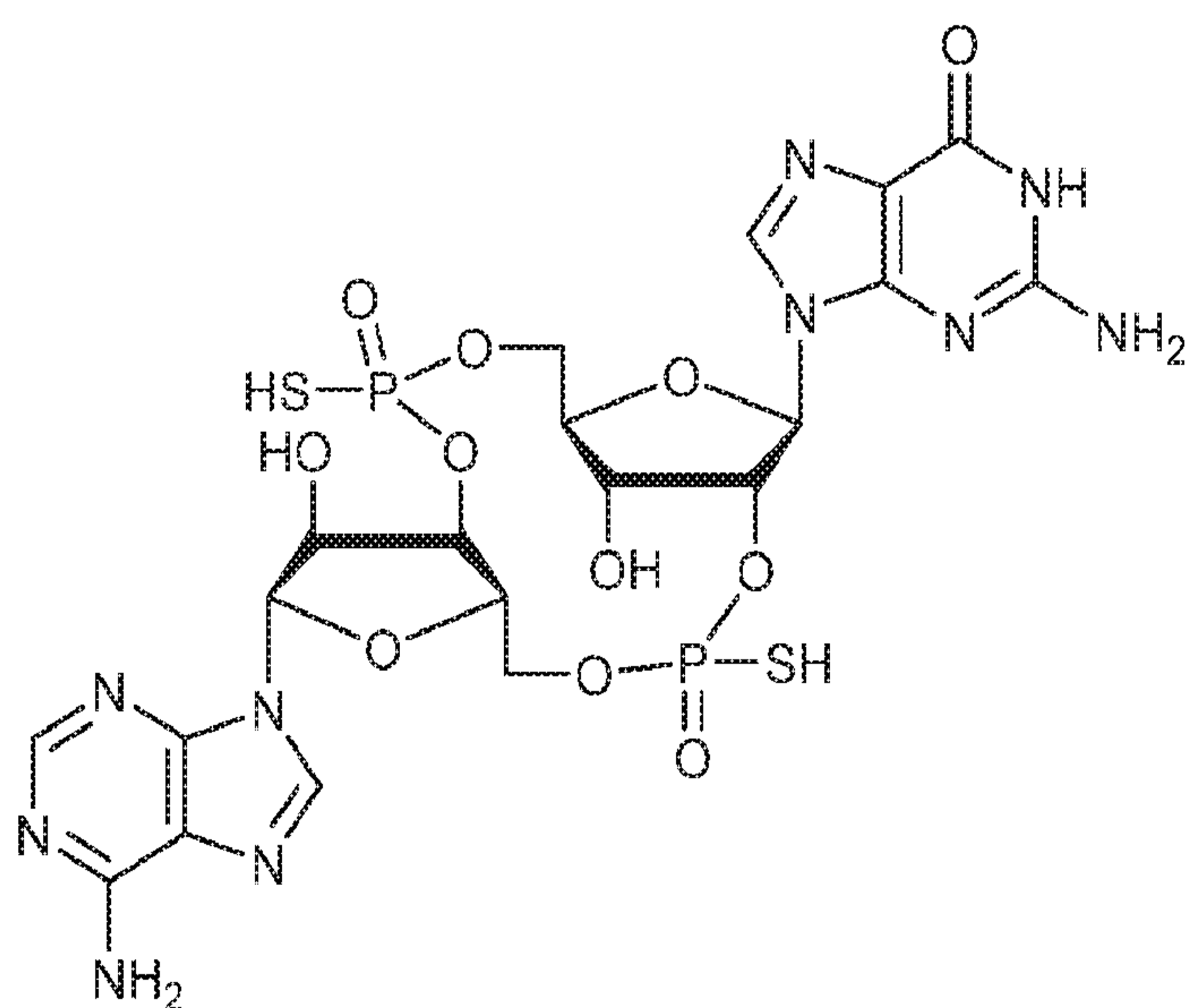
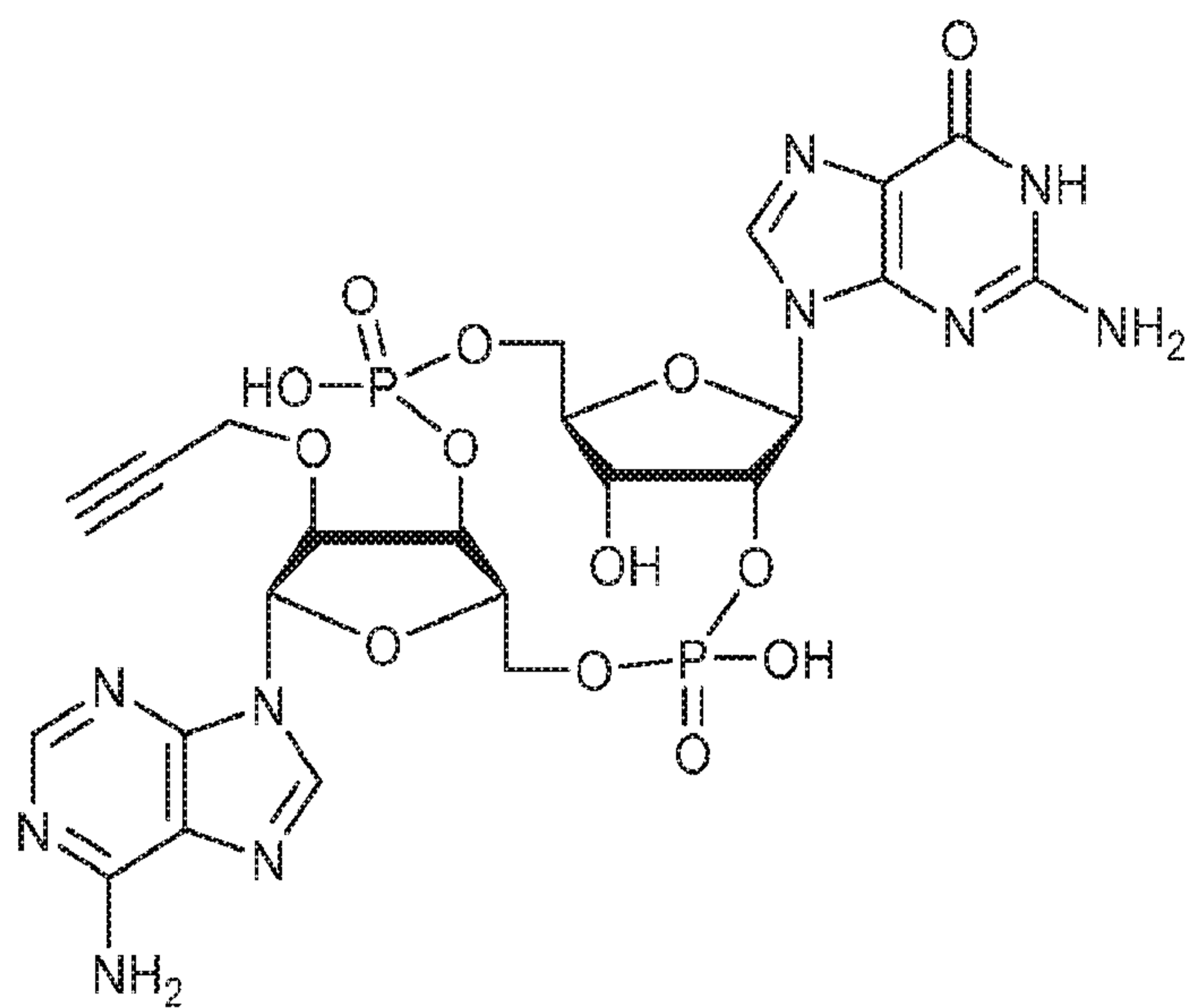
the compound is not 2'2'-cGAMP.

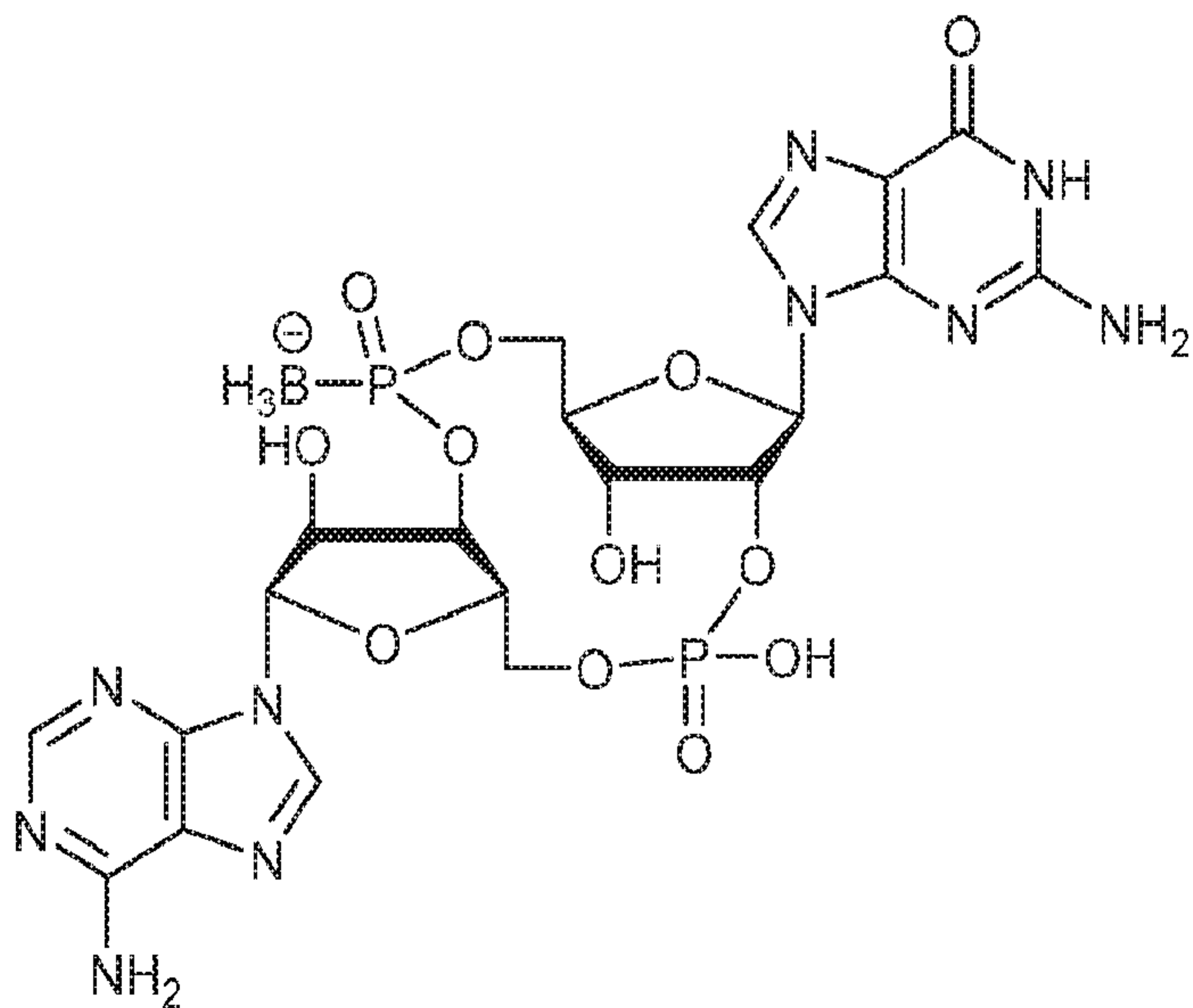
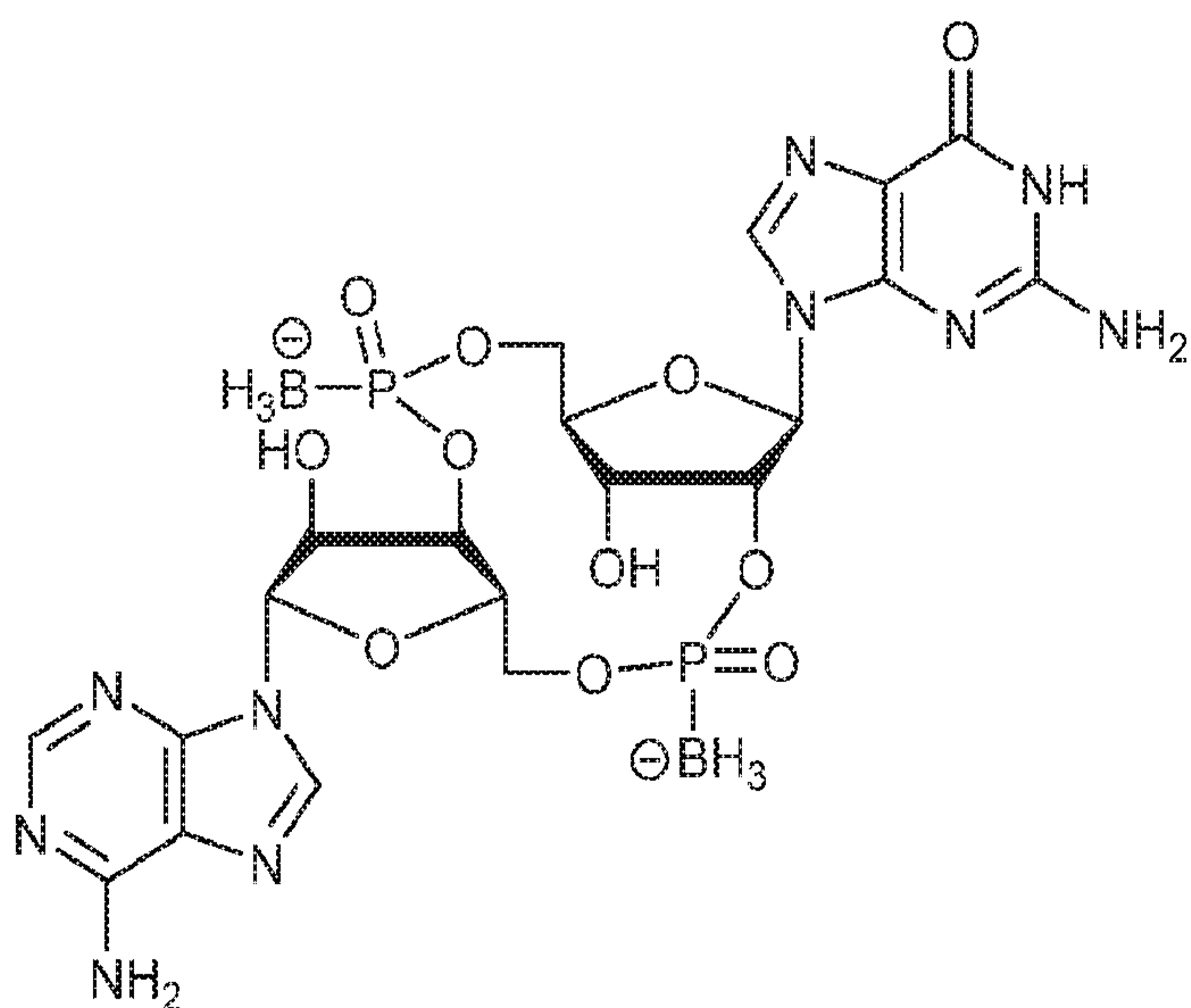
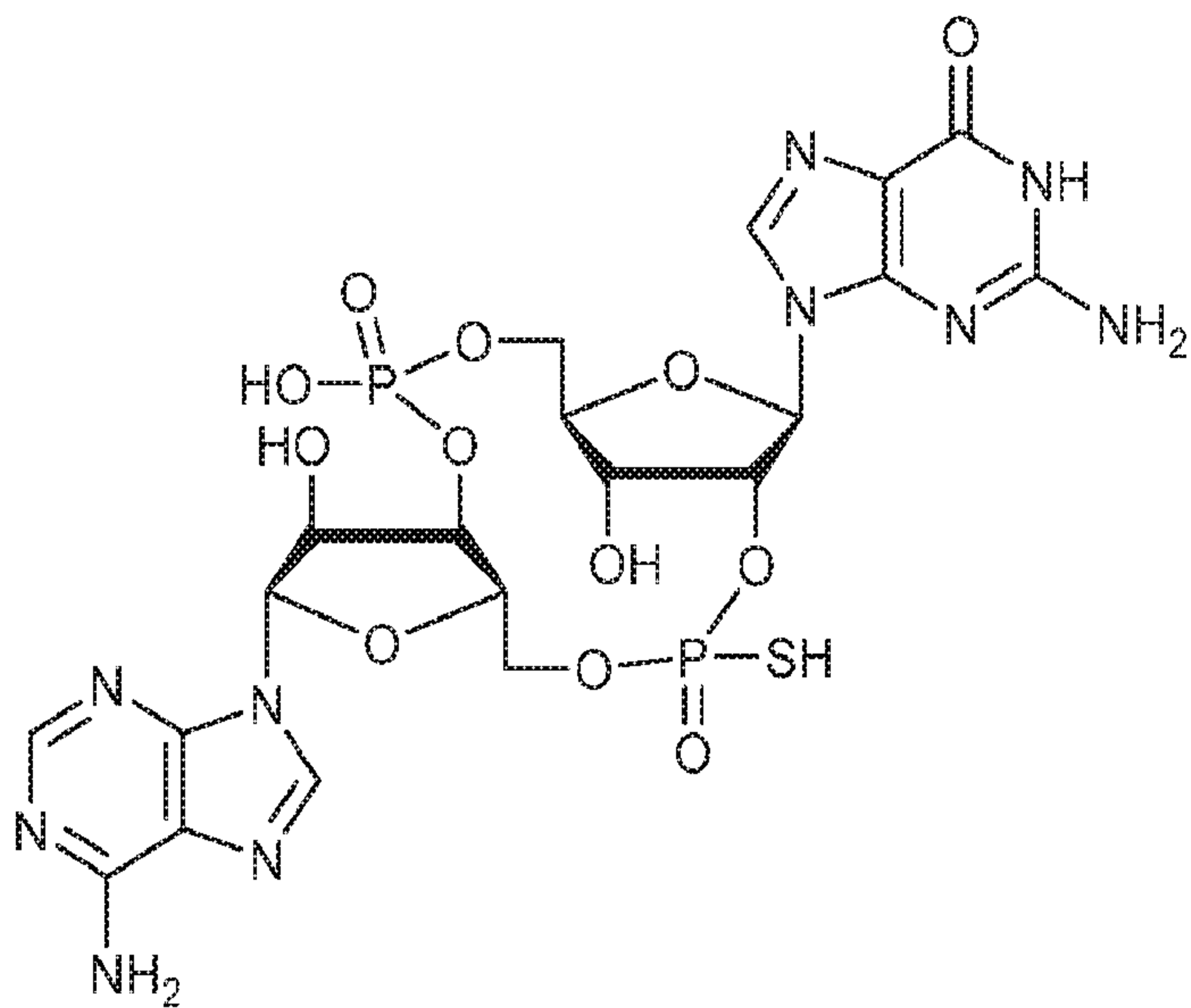
10. A compound selected from the group consisting of:

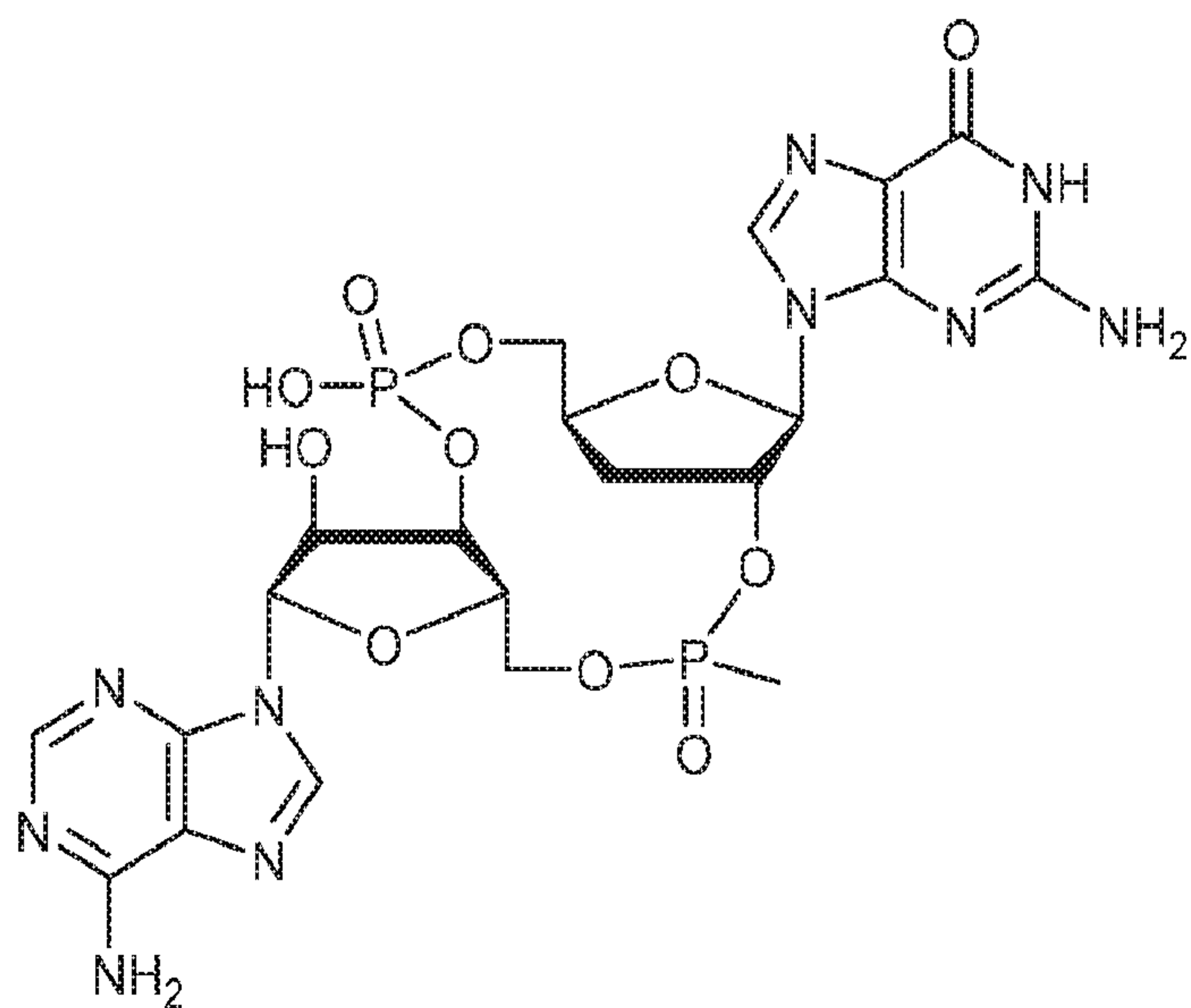
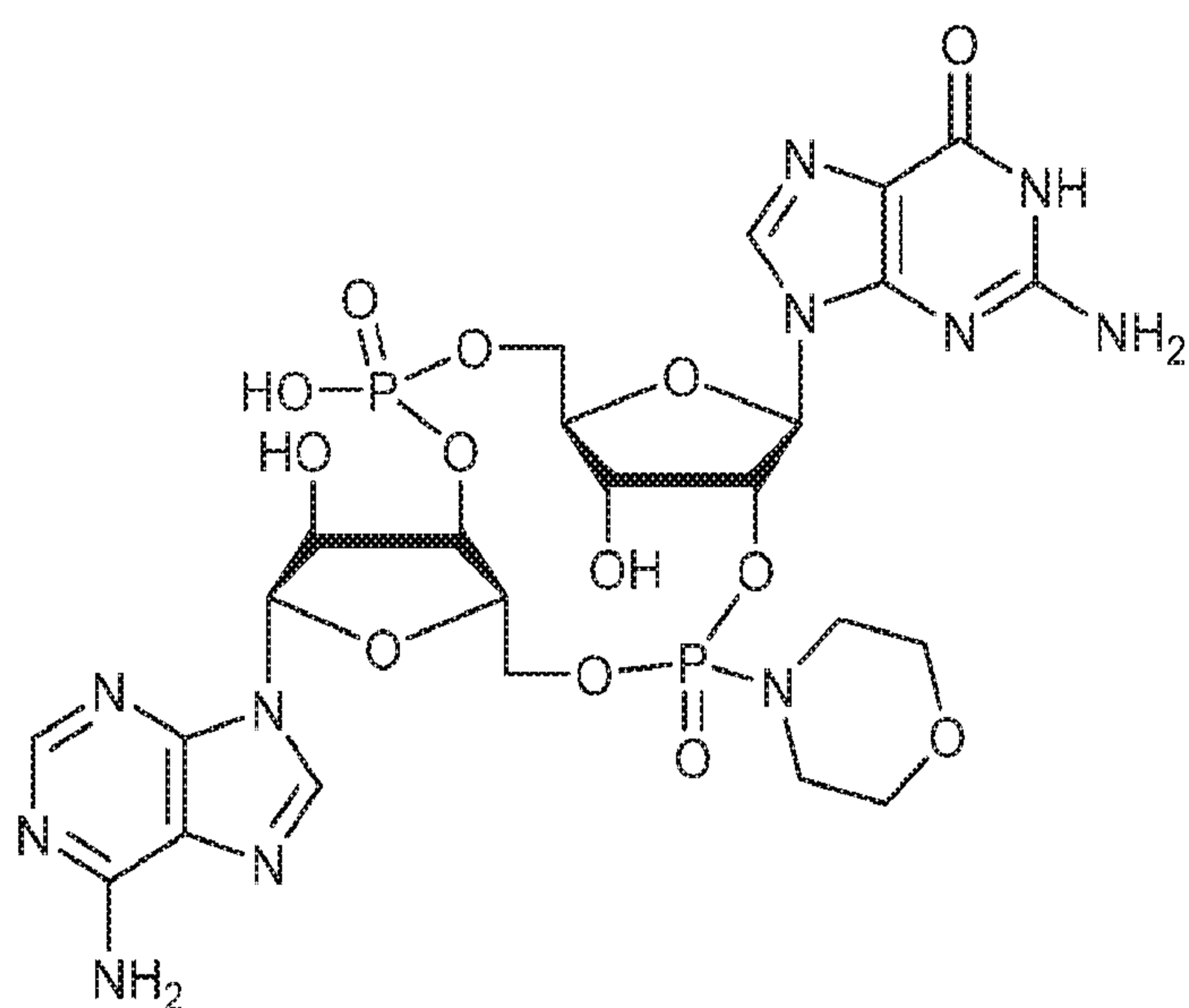
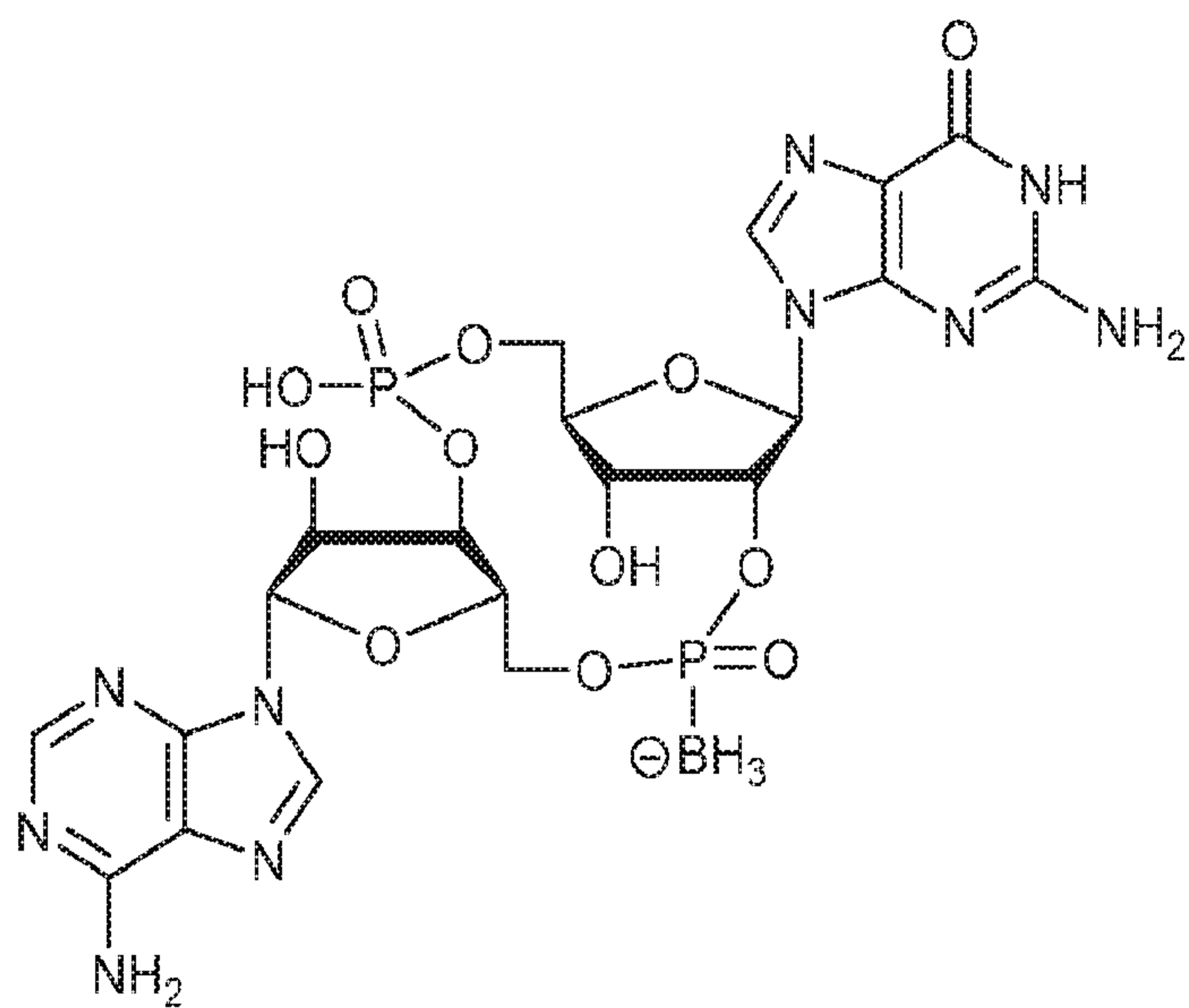


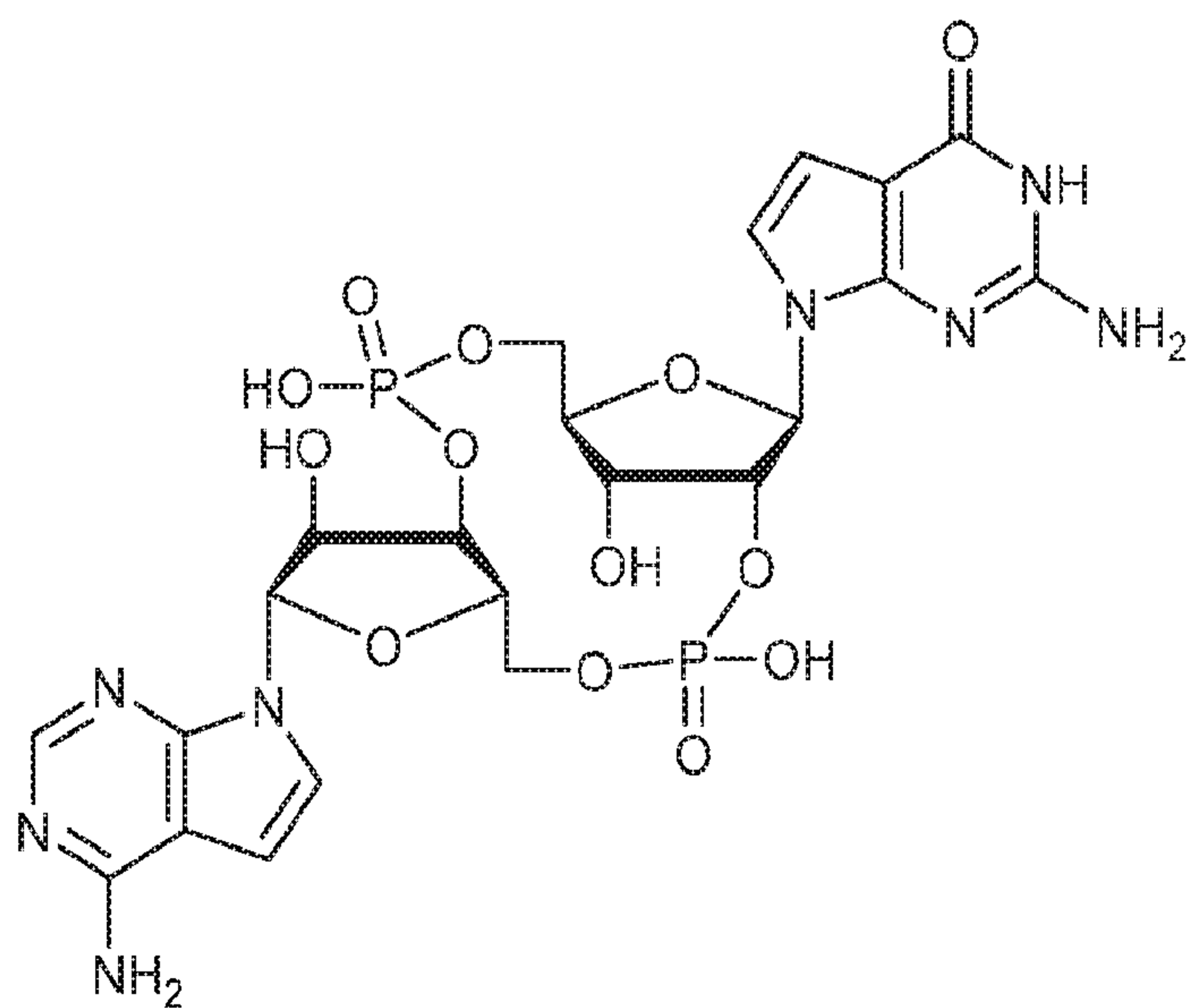
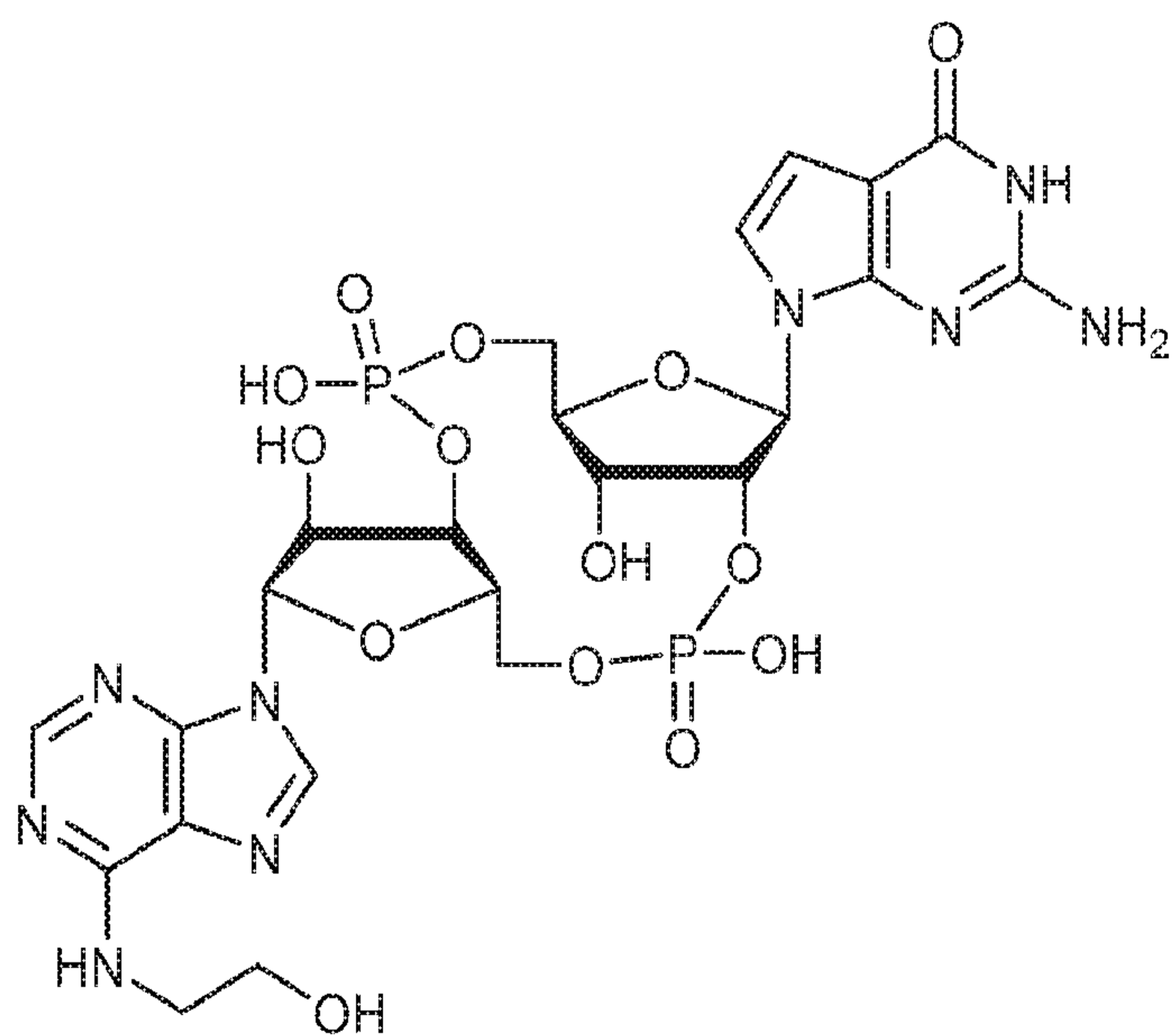
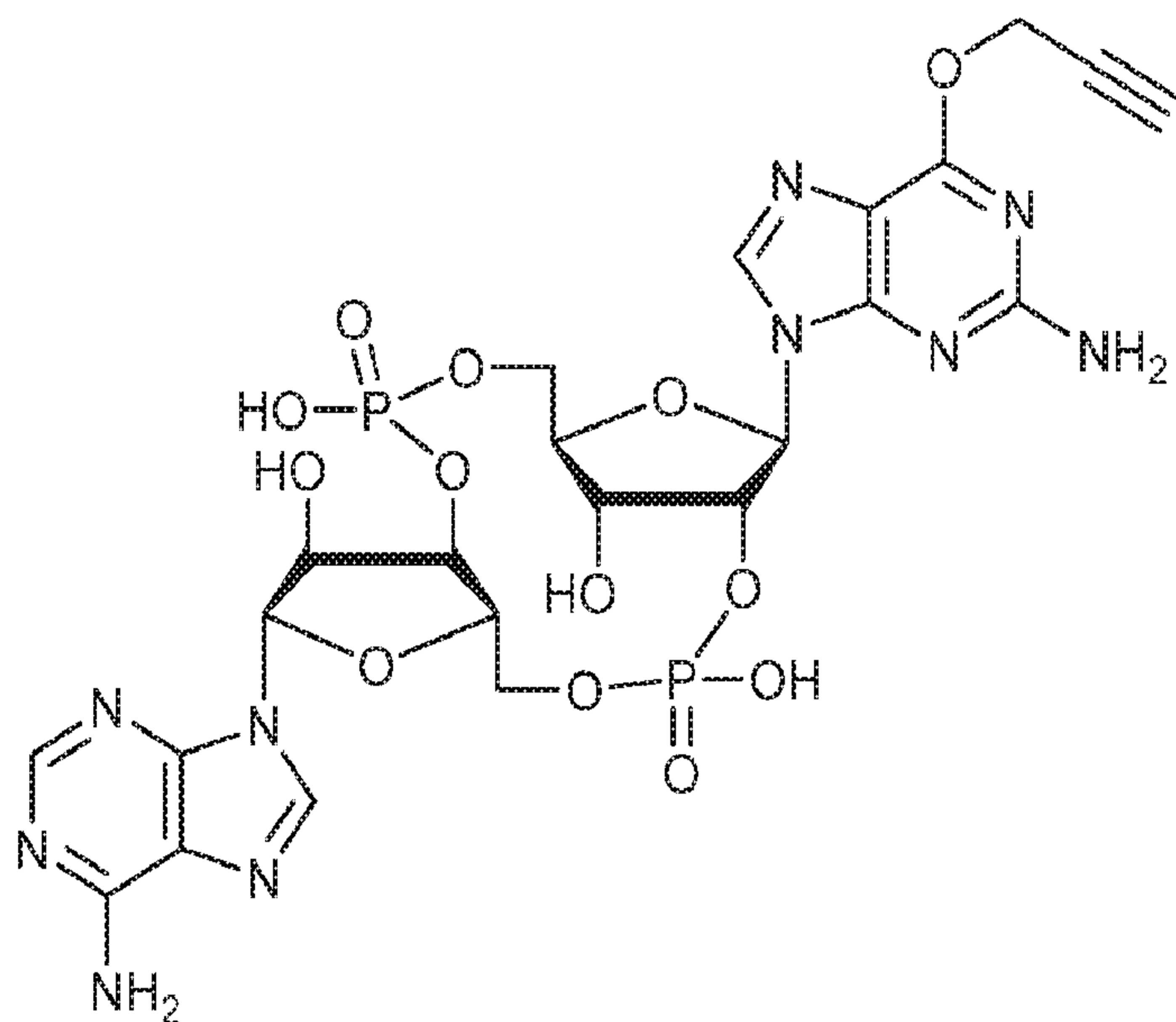


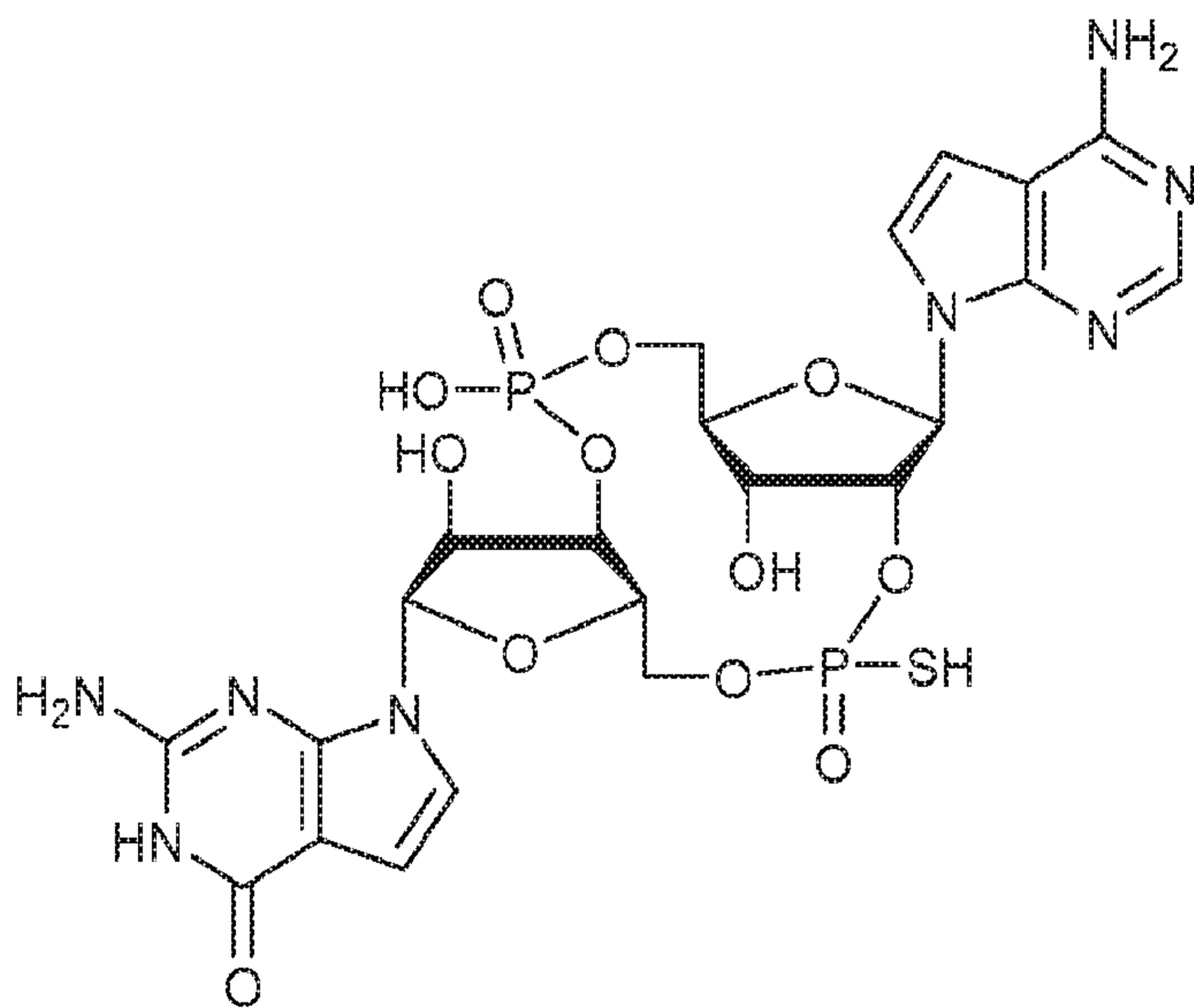
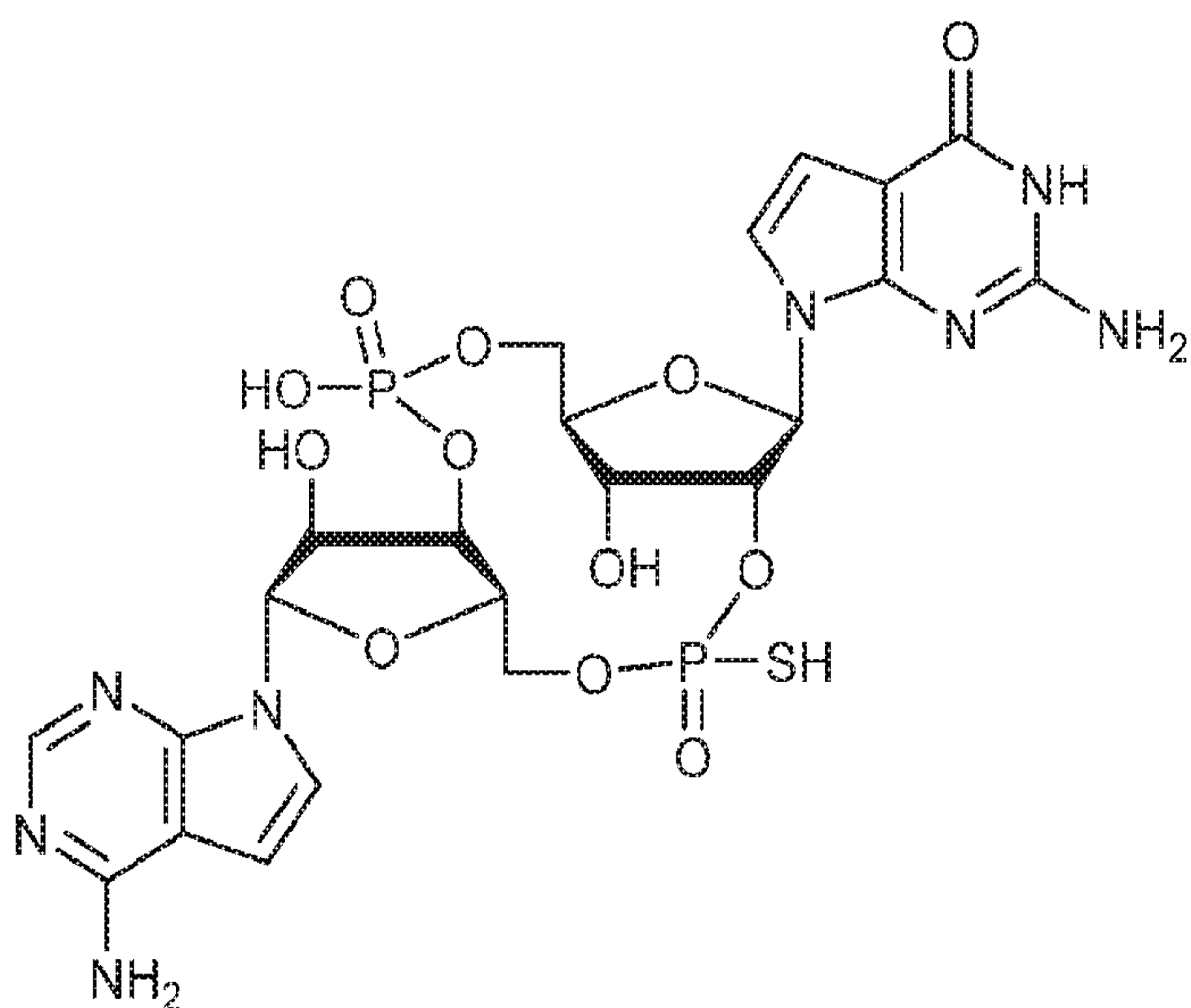
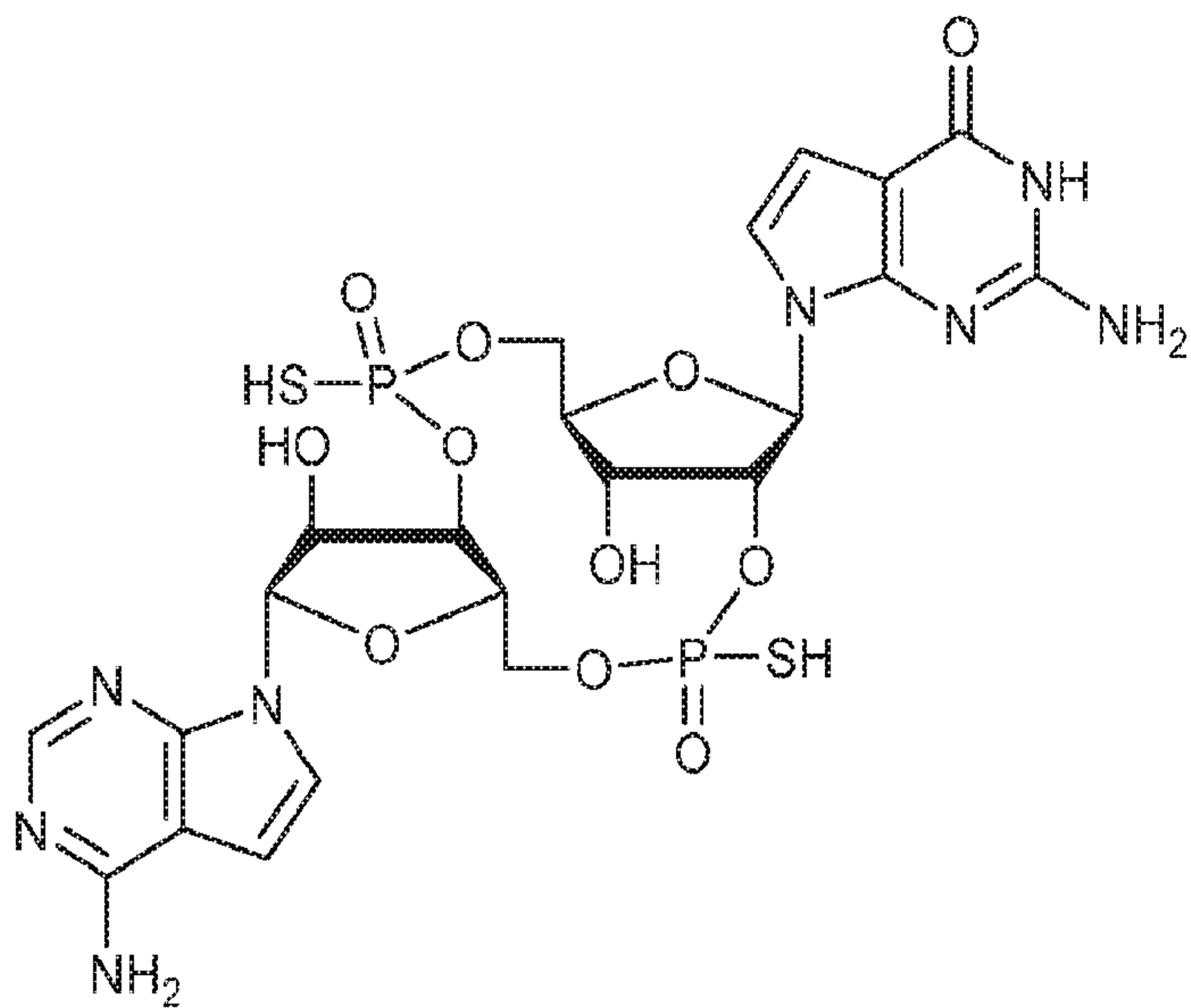


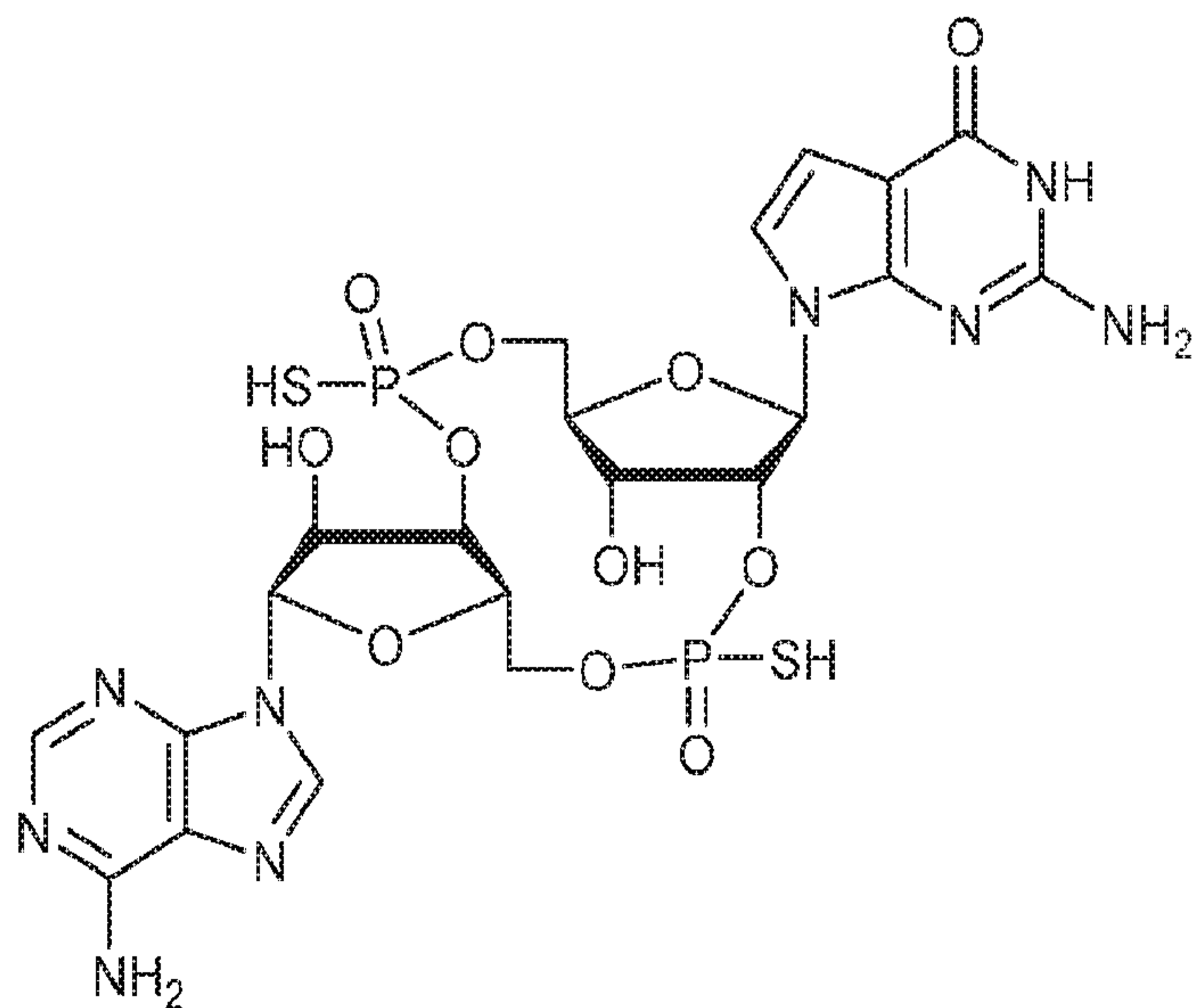
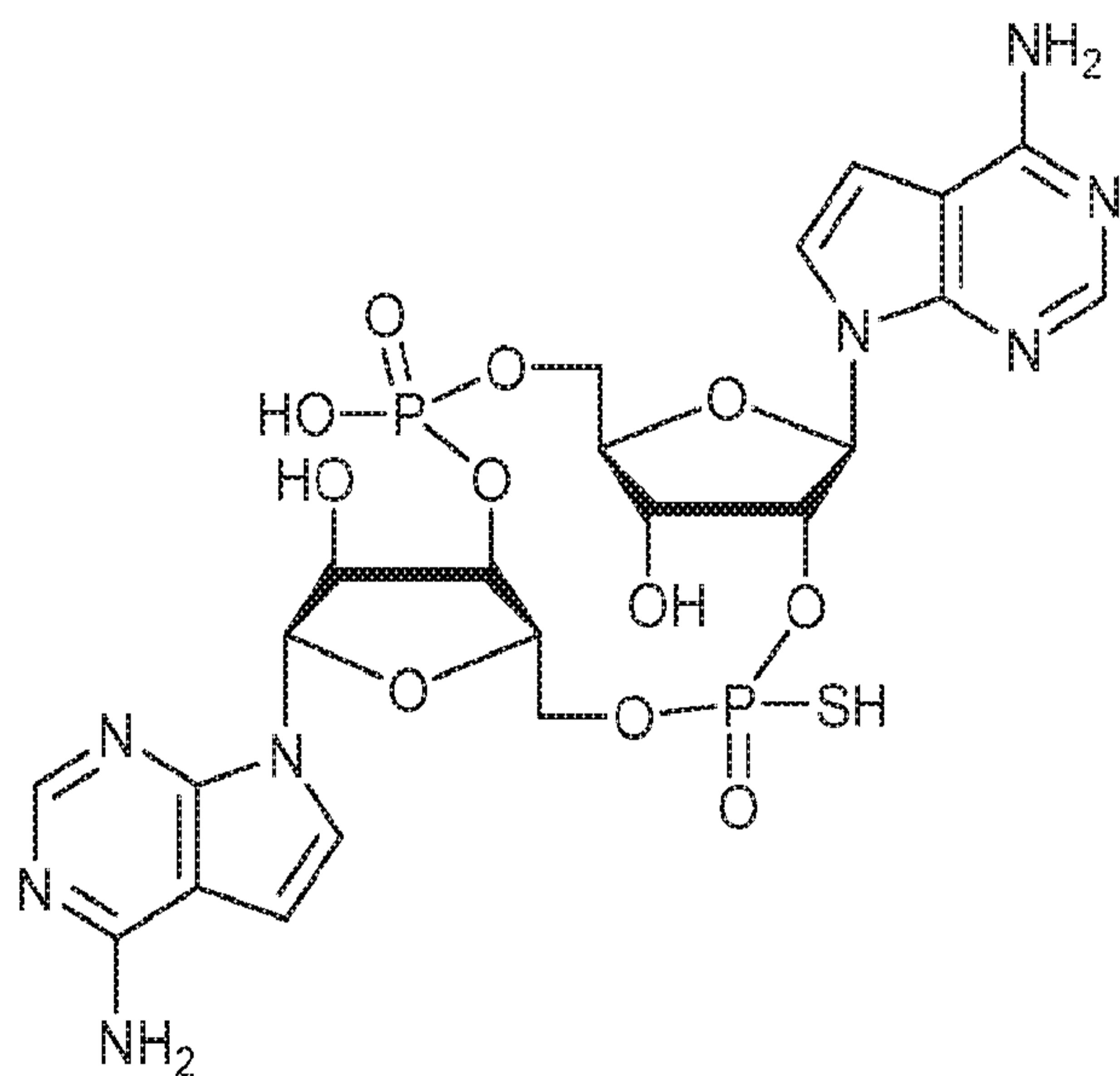
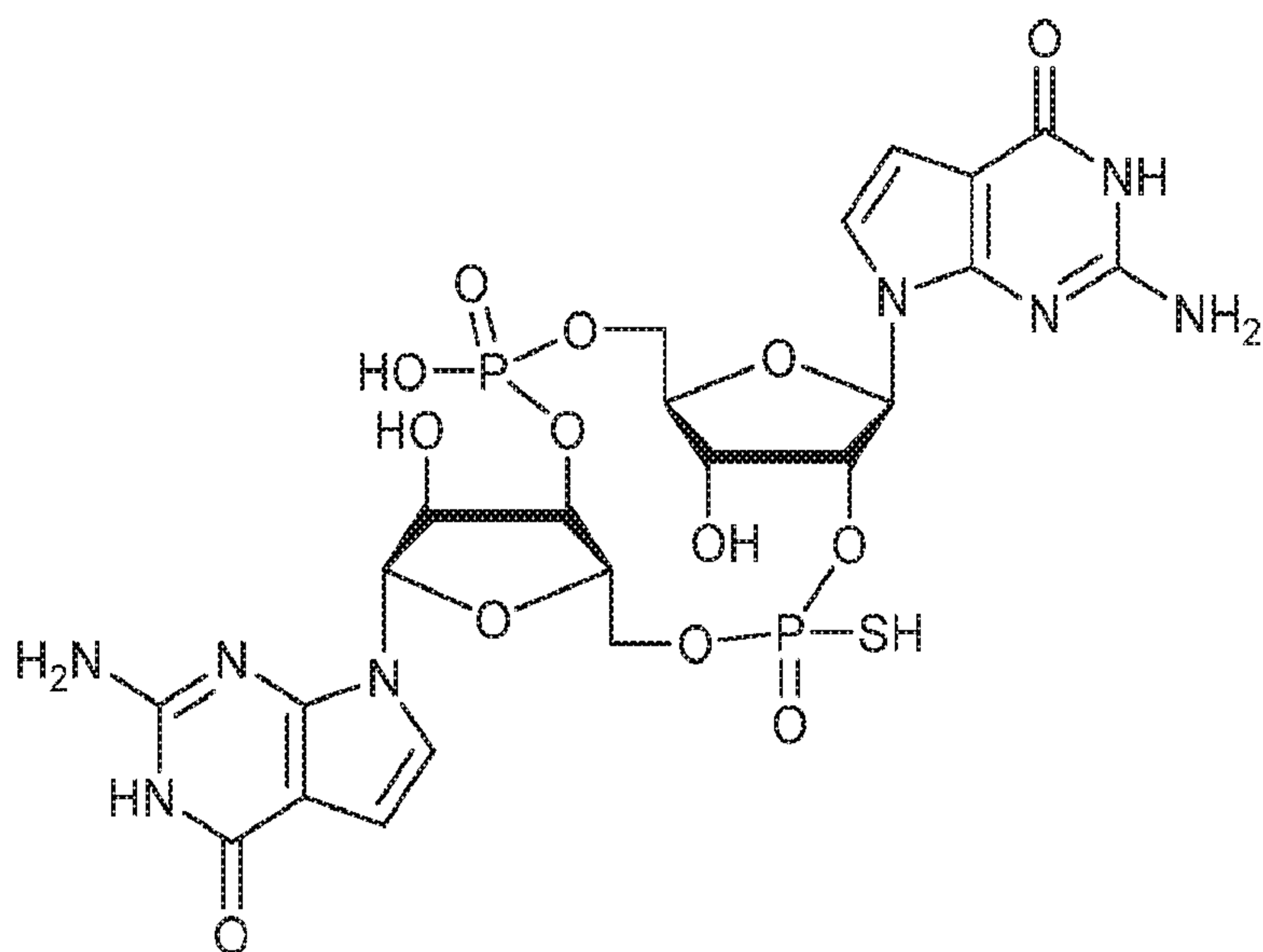


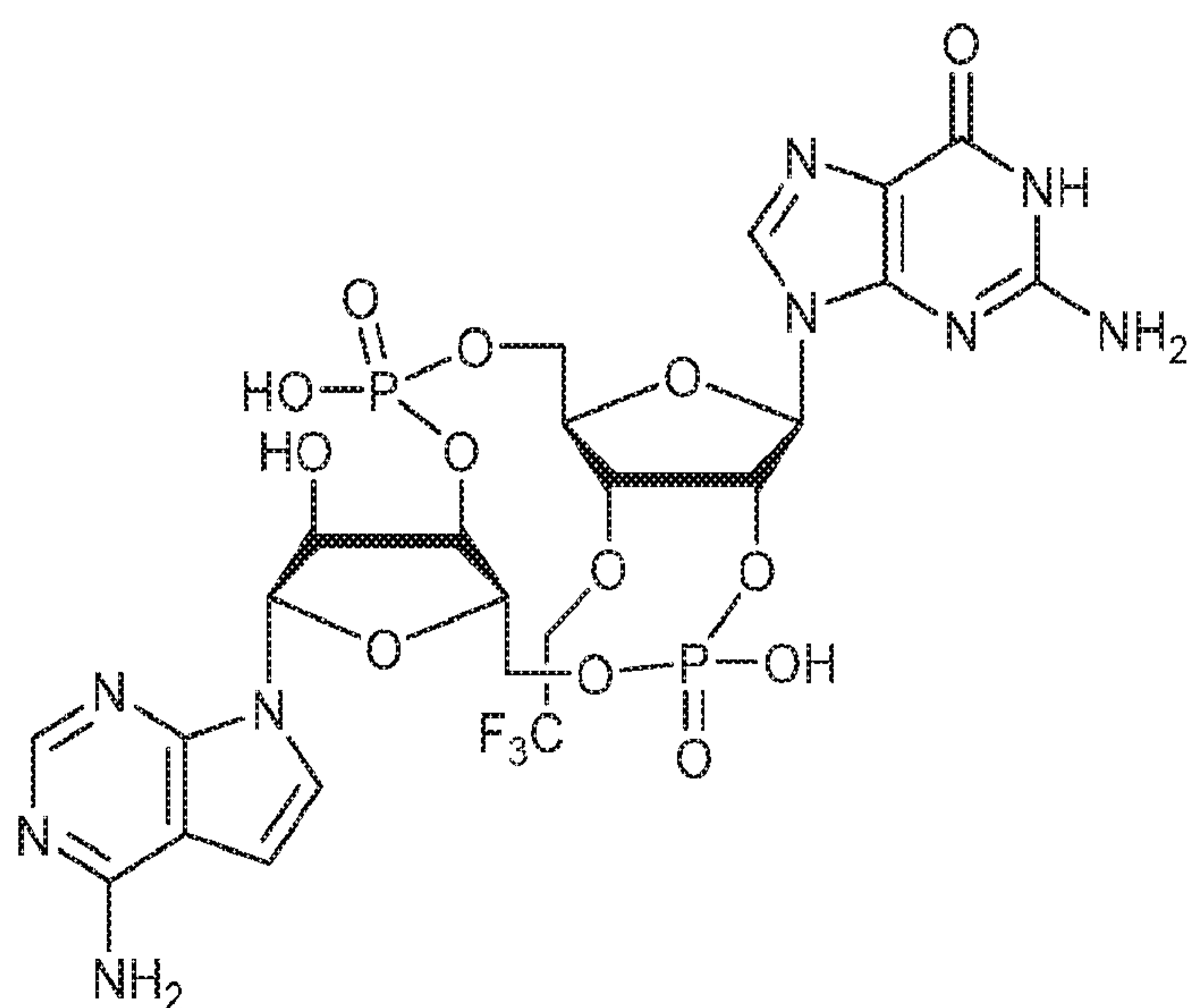
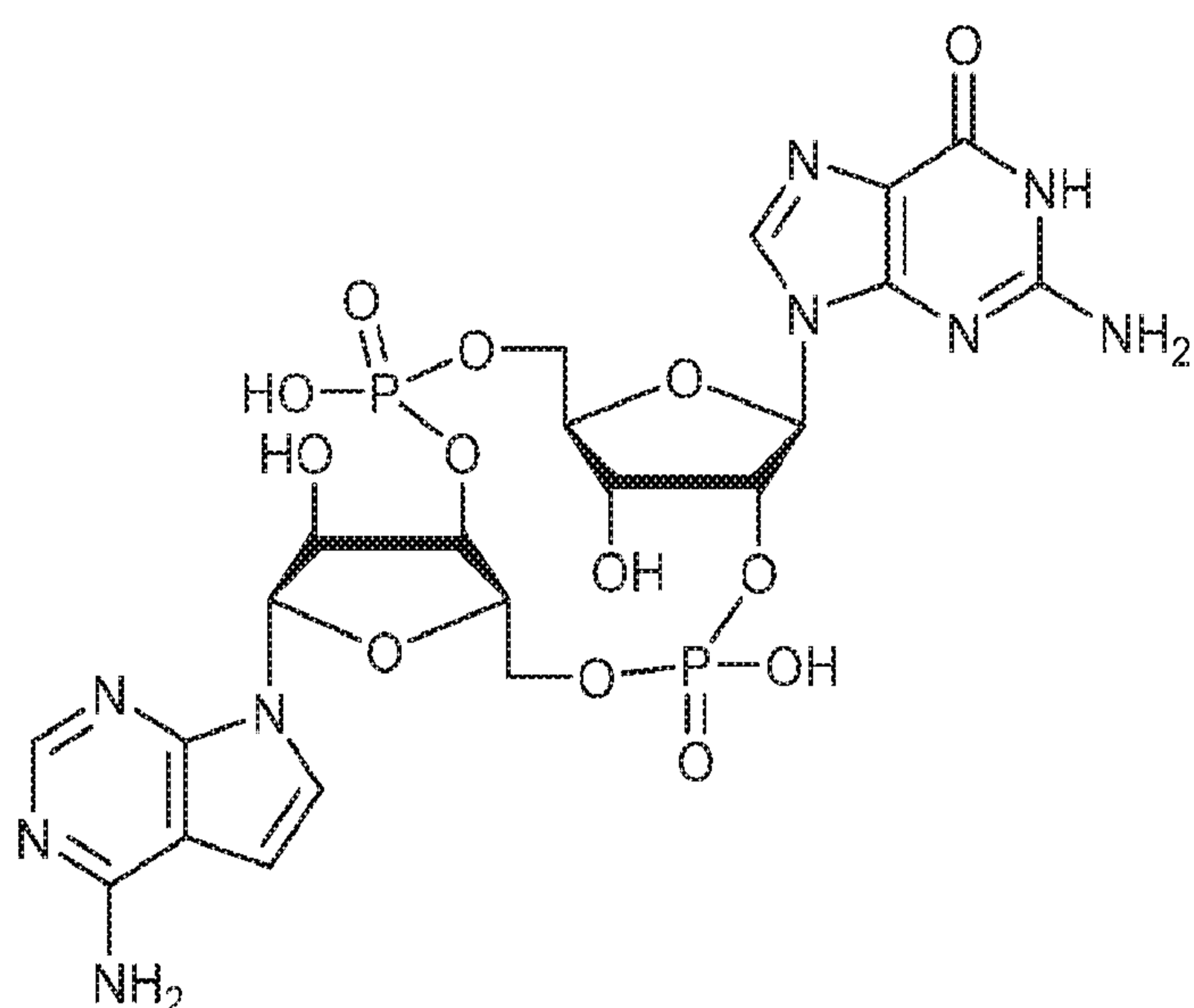
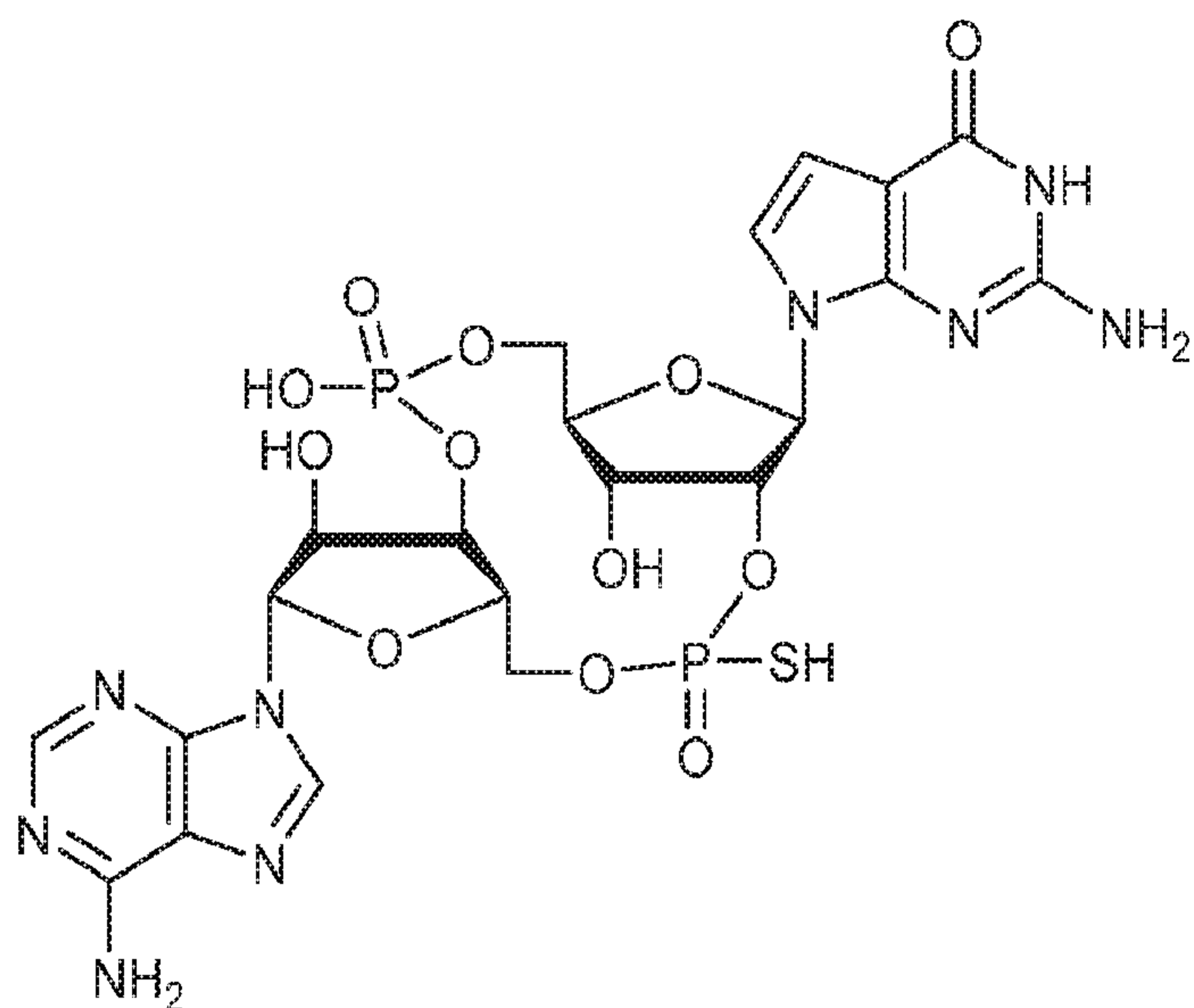


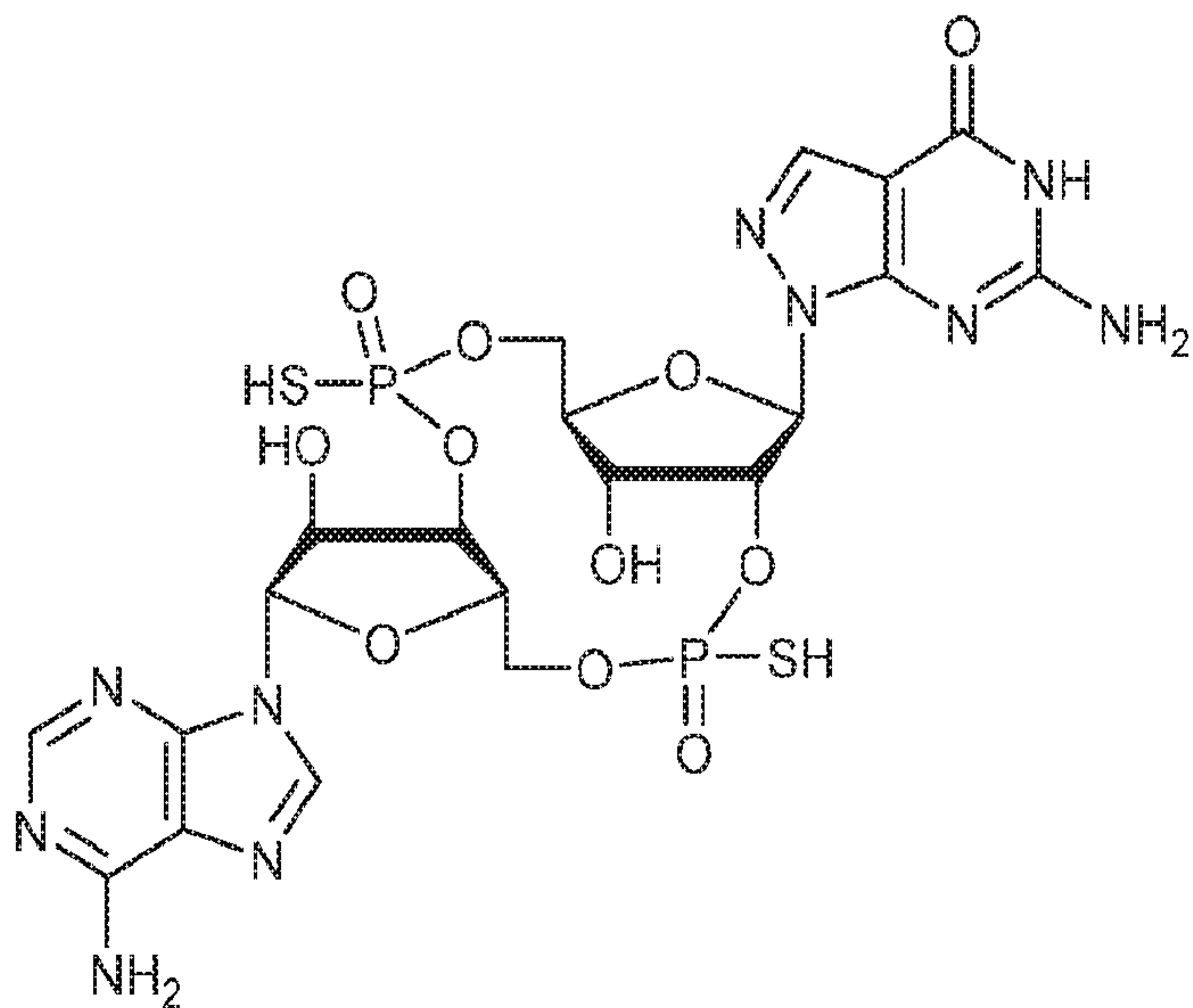
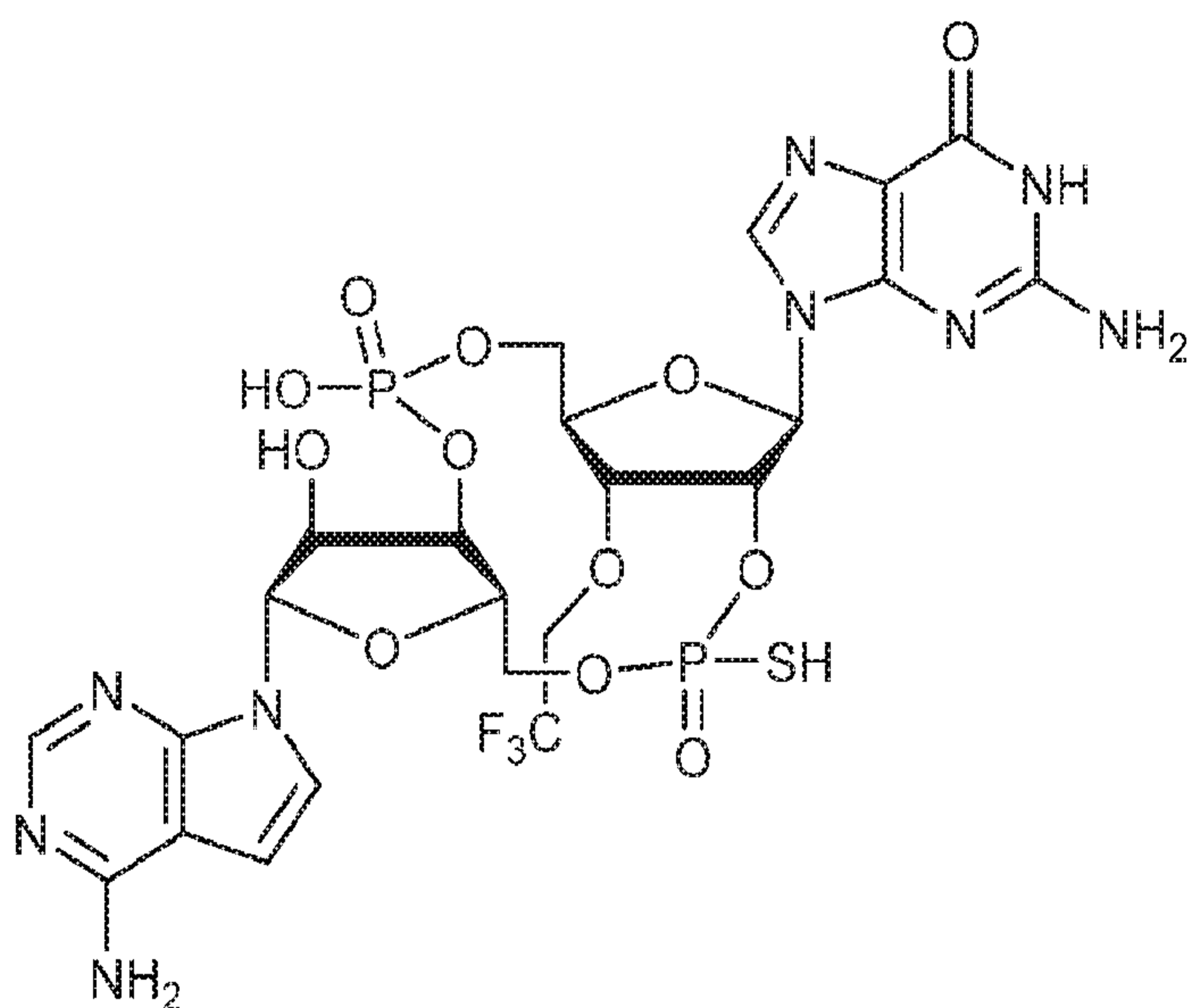
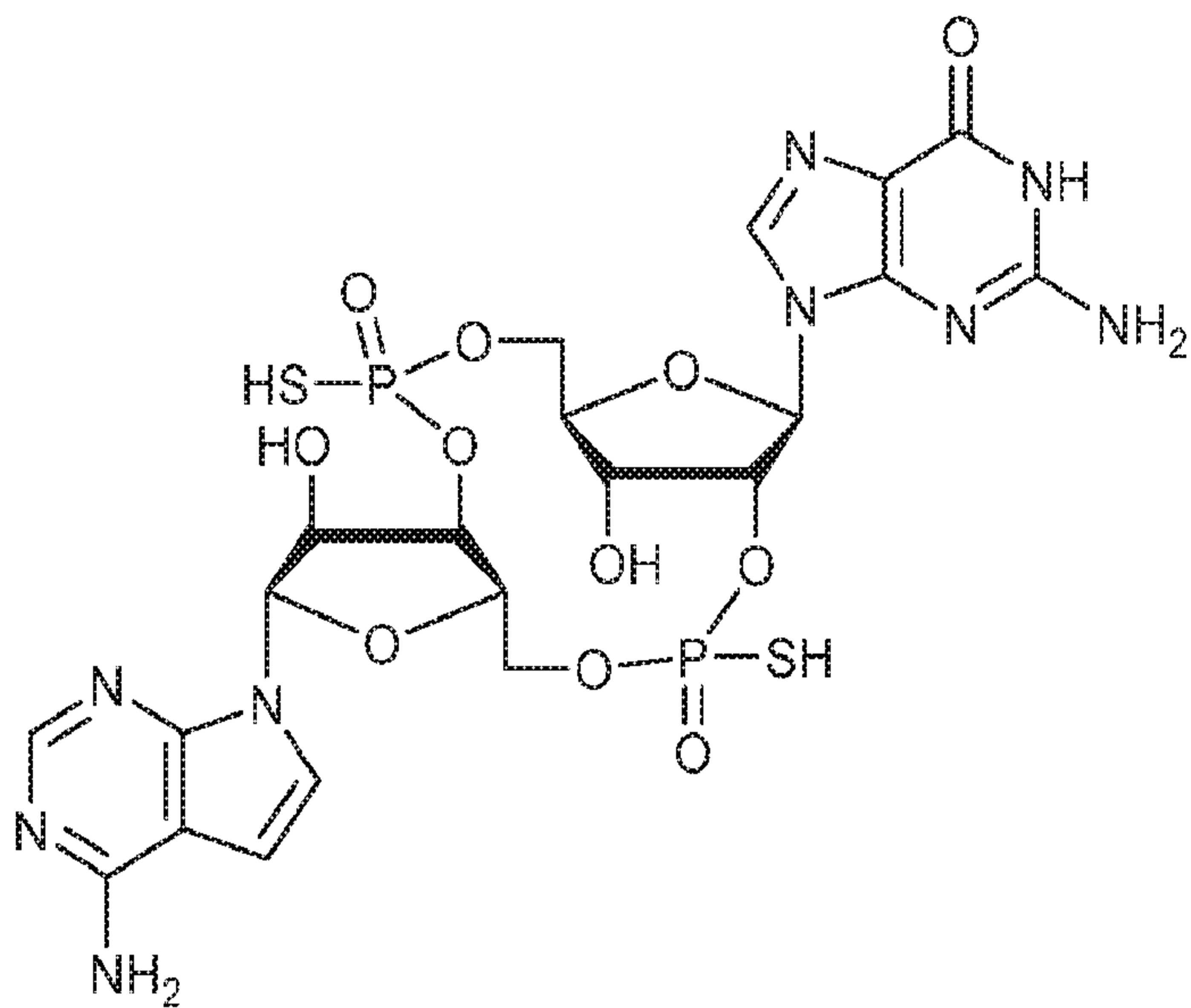


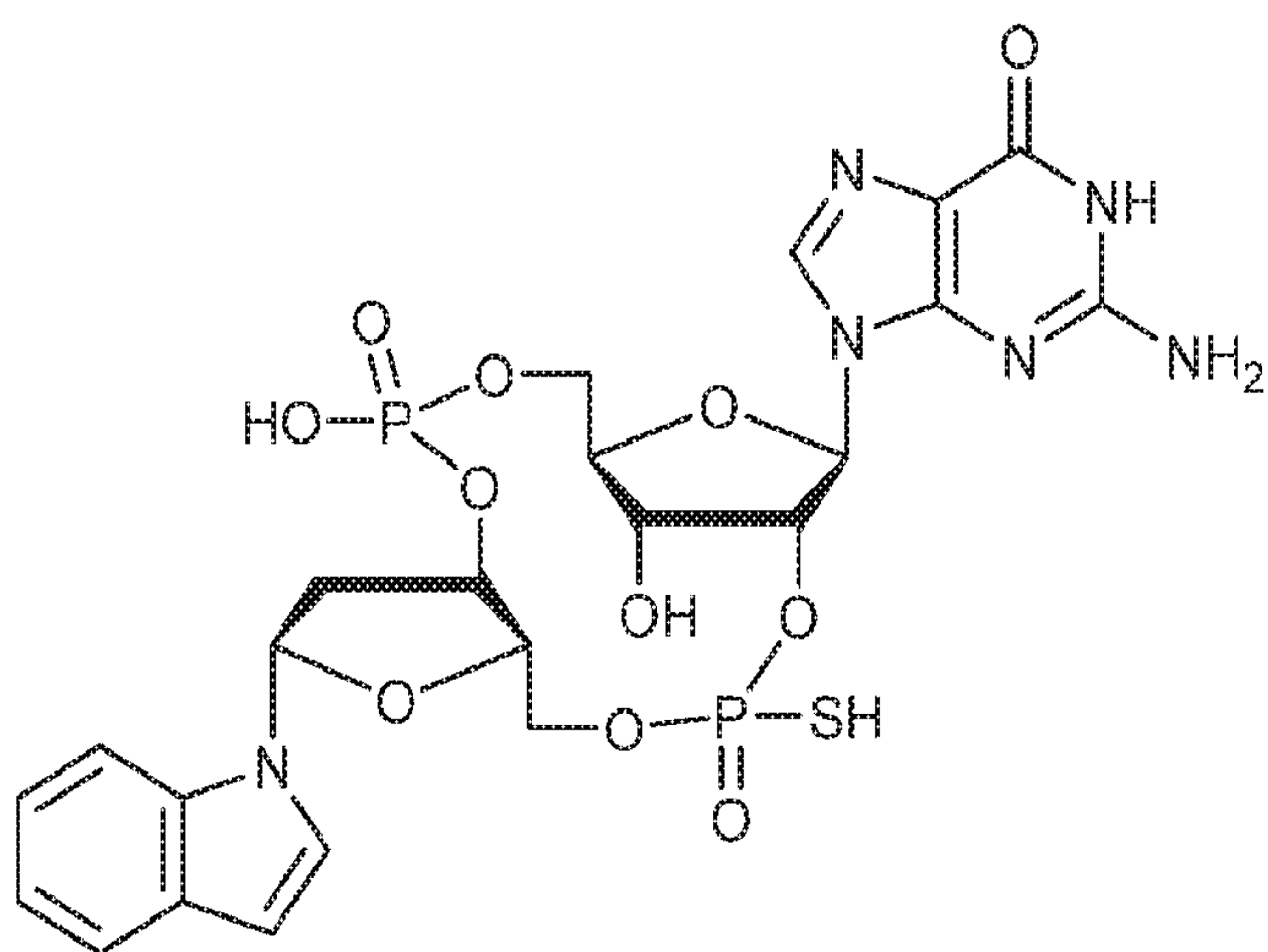
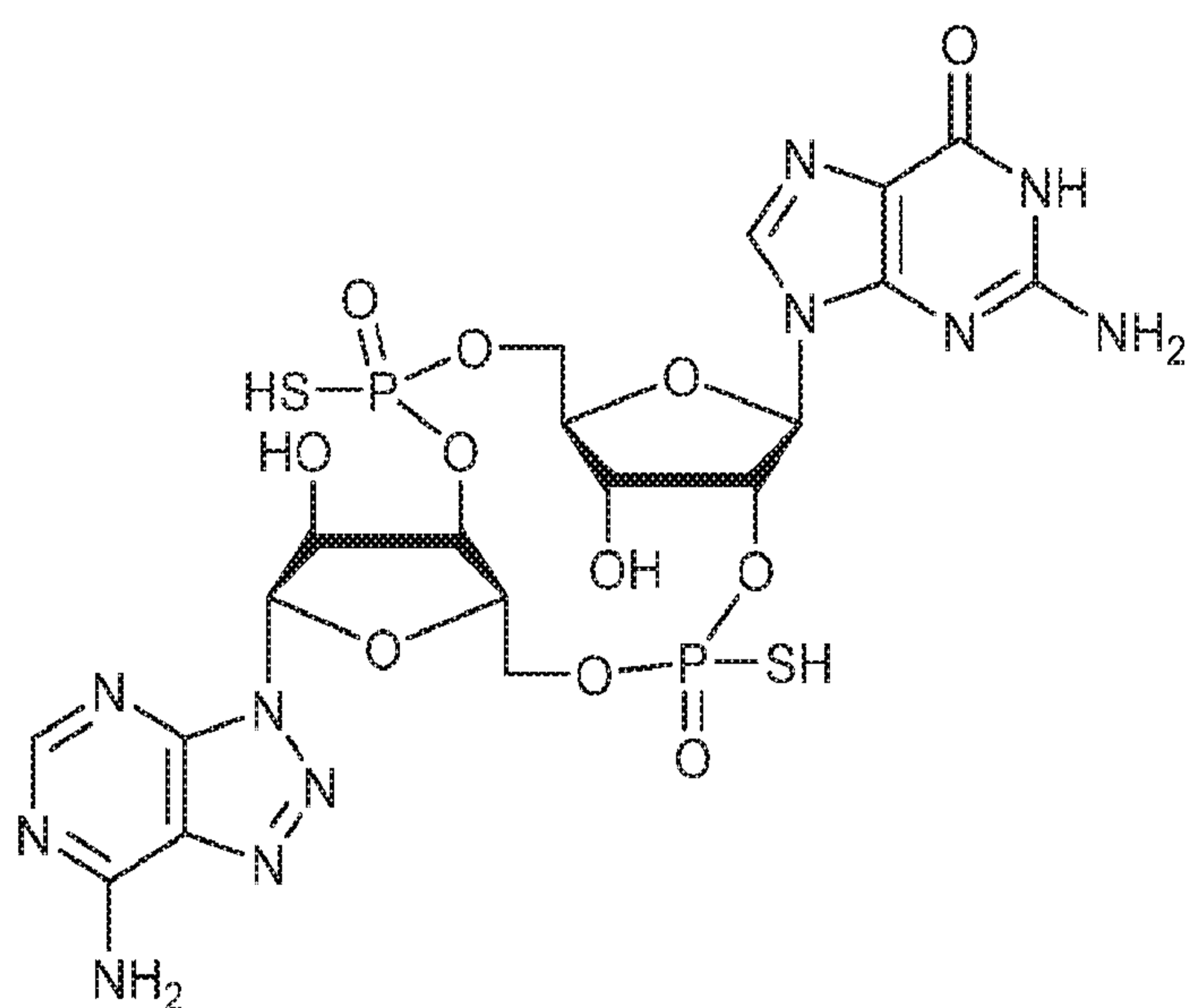
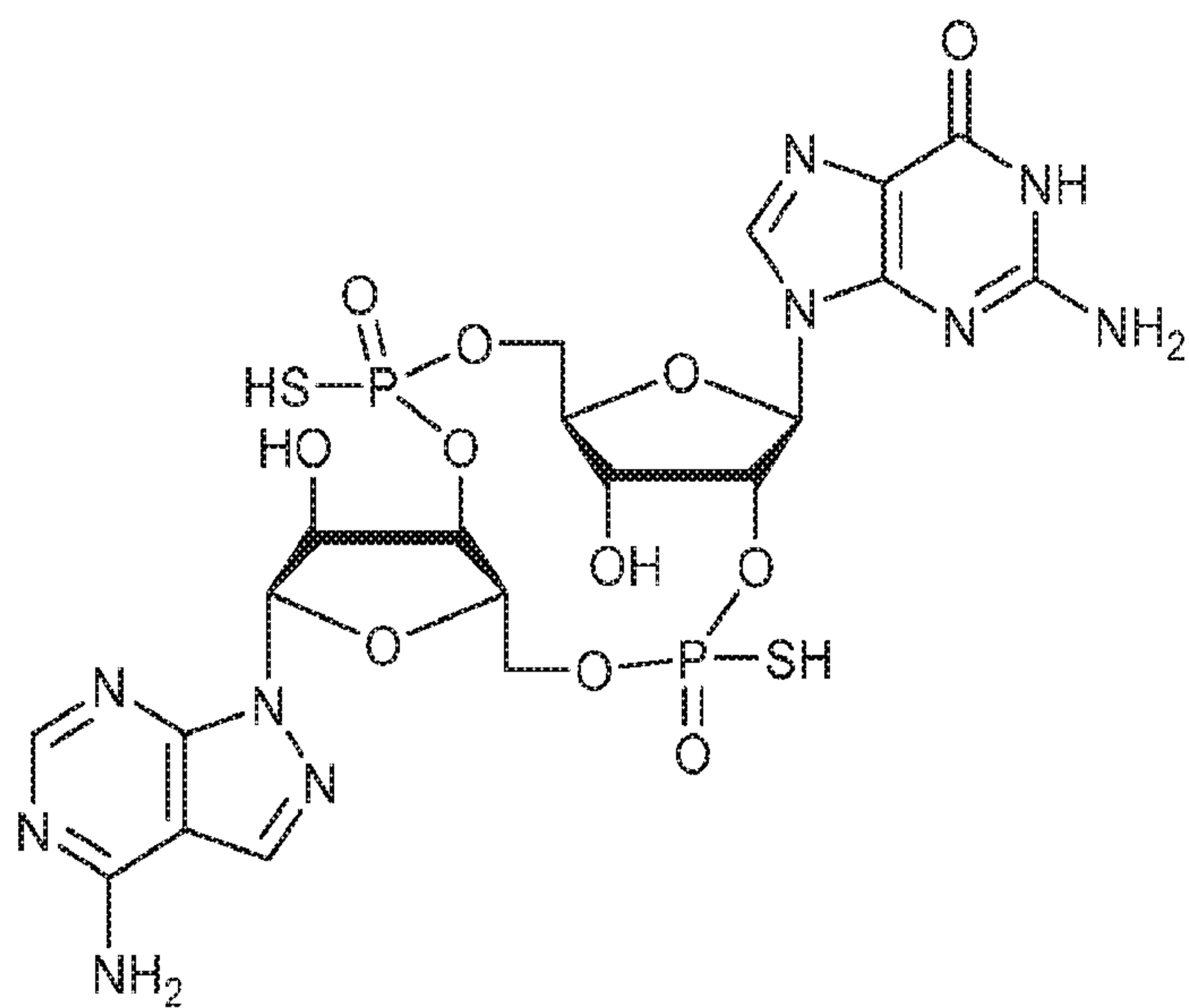


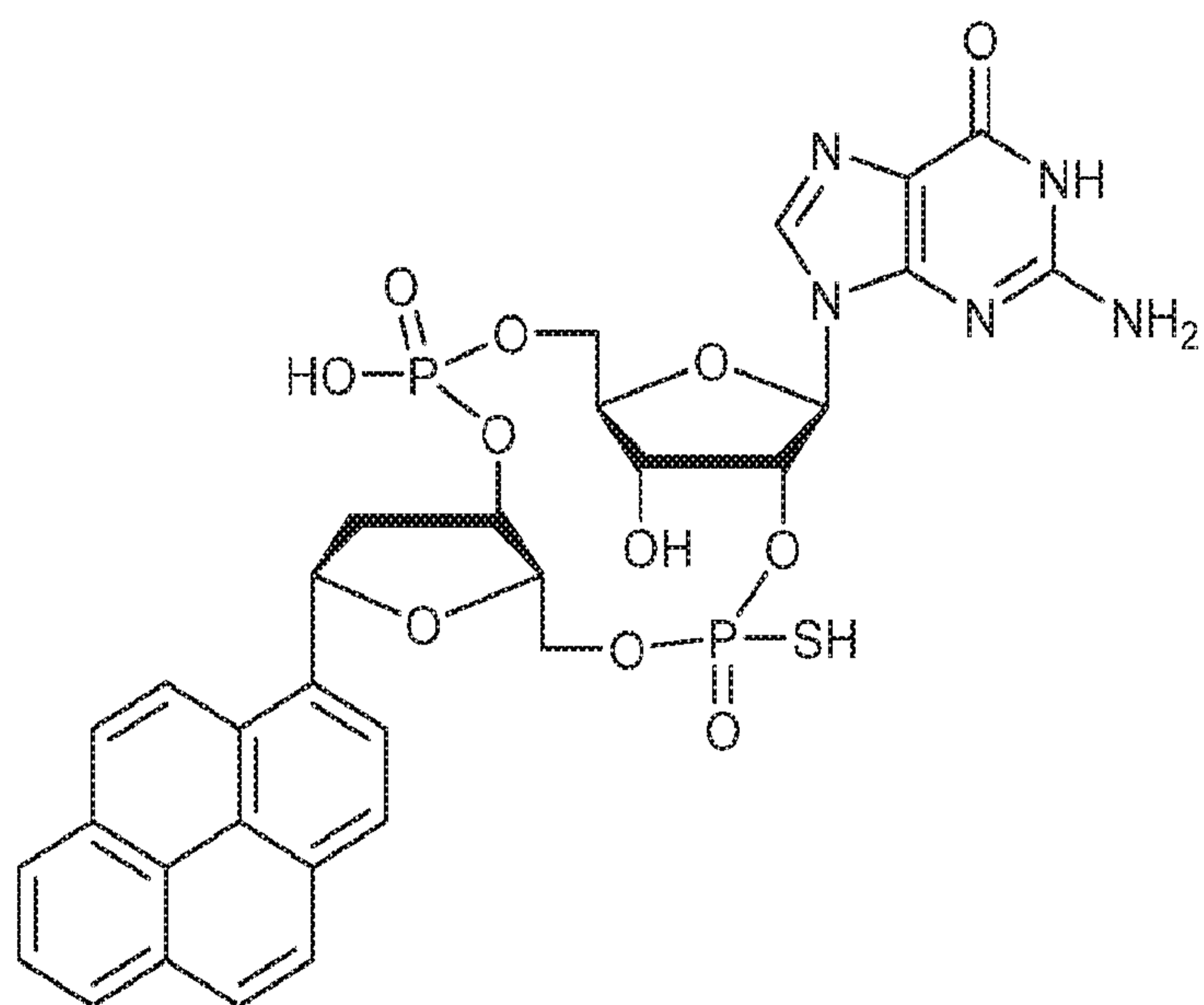
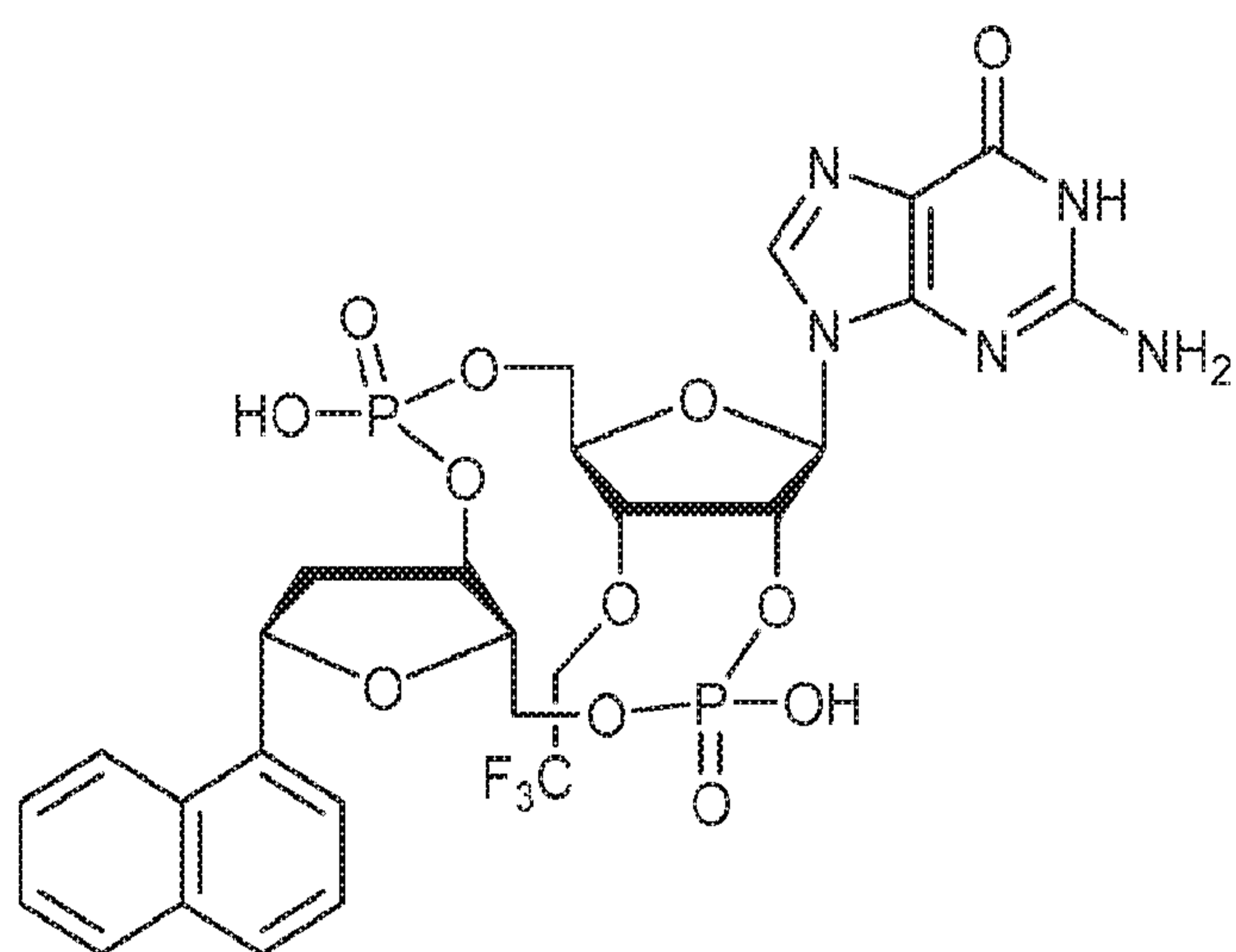
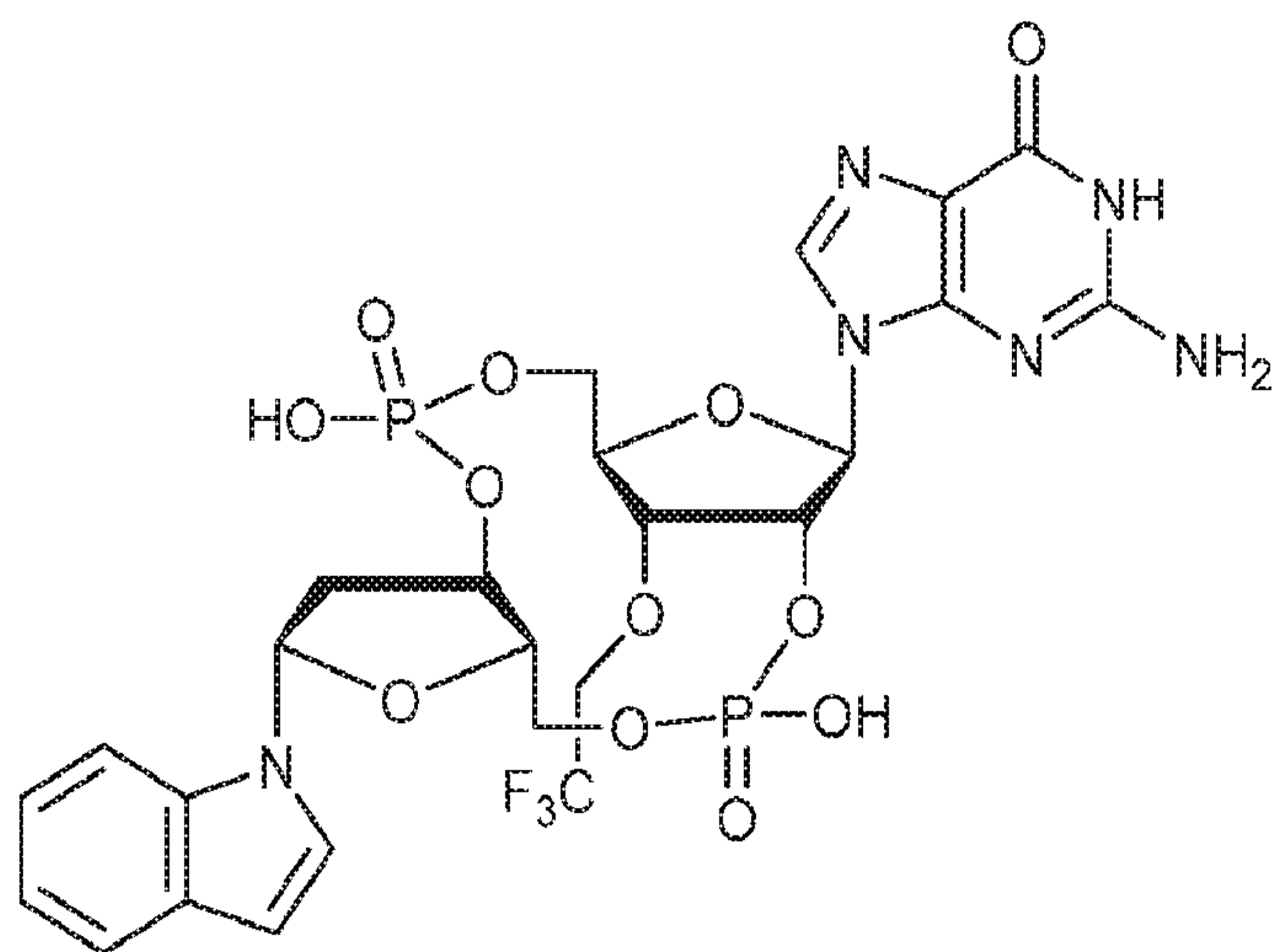


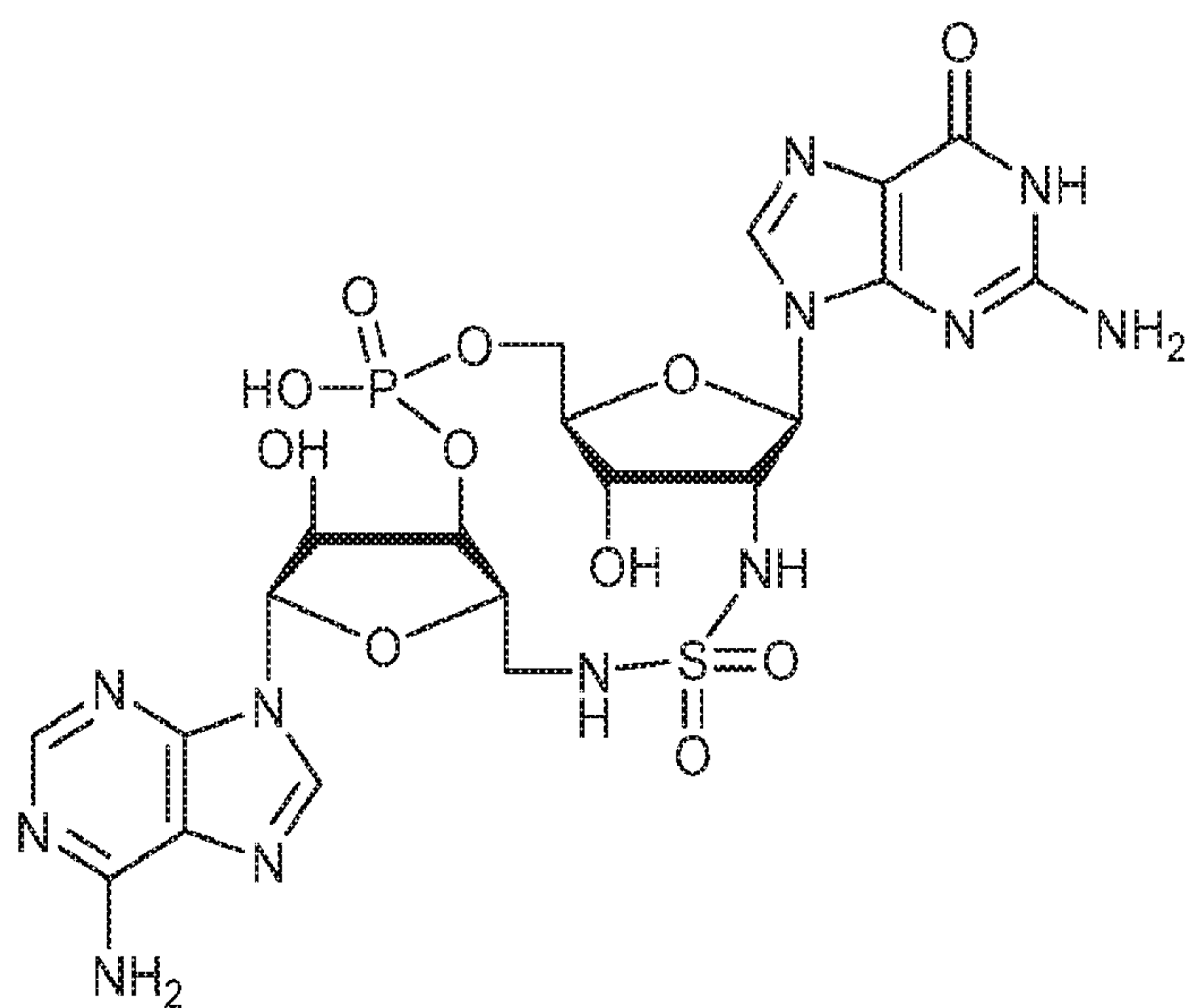
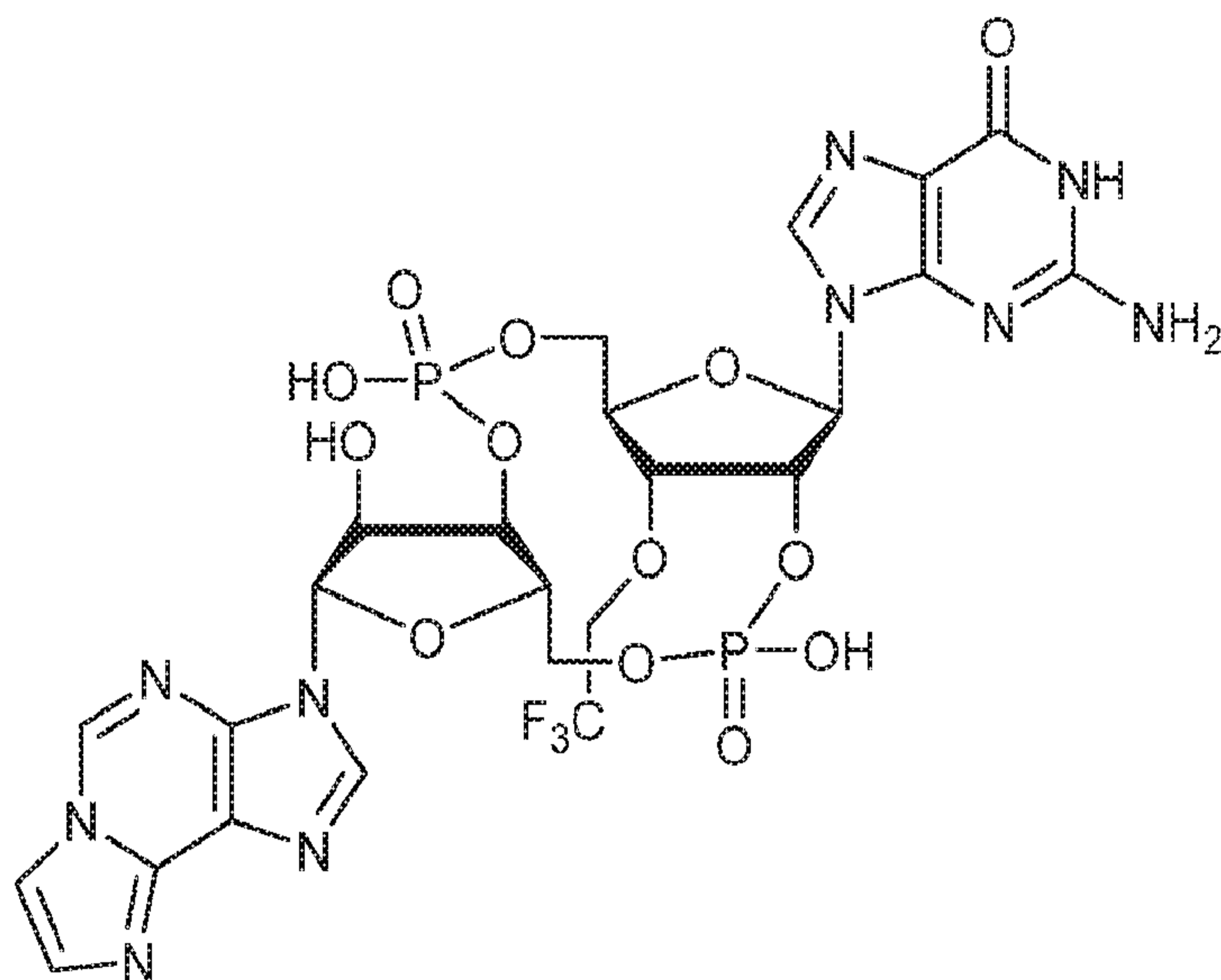
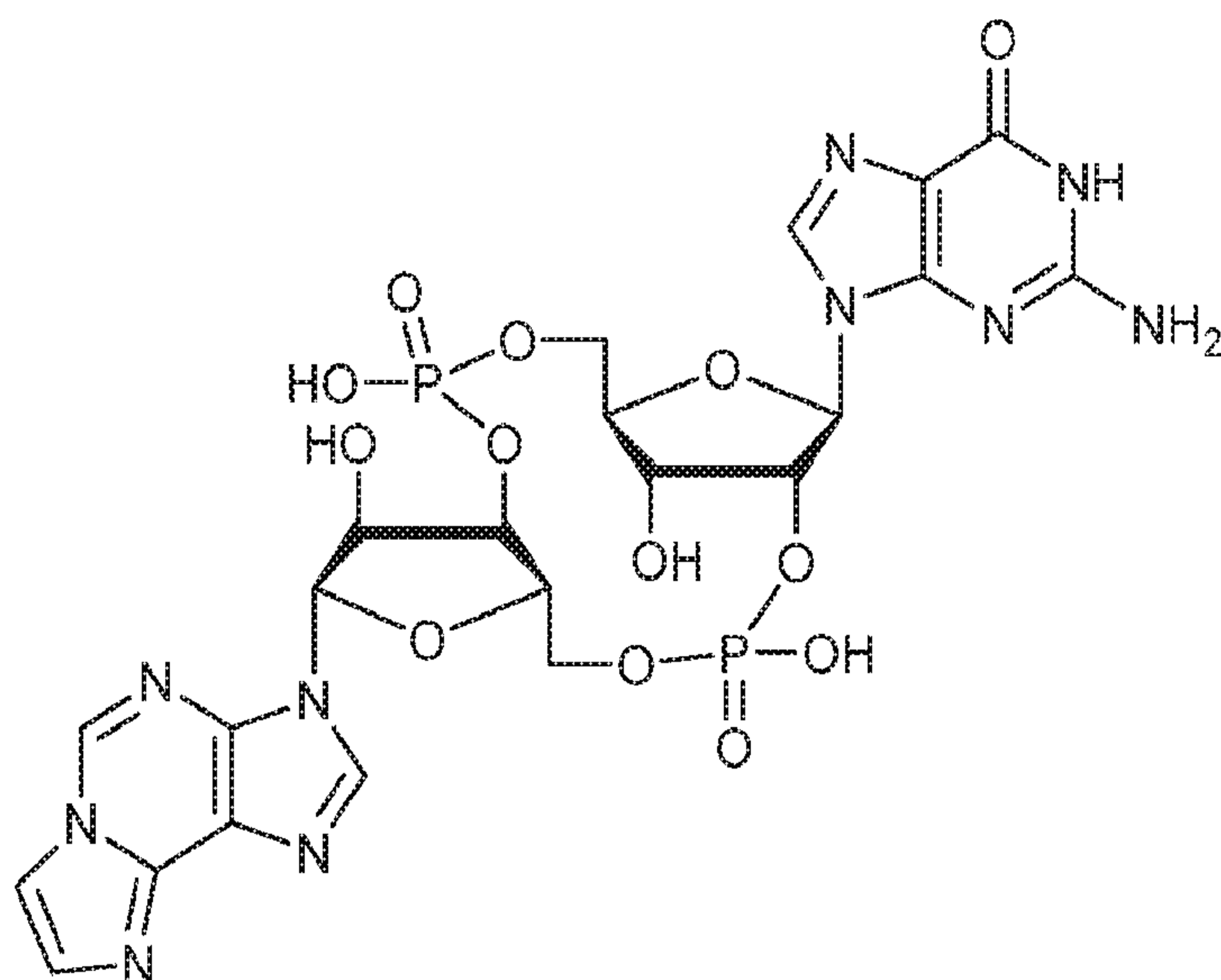


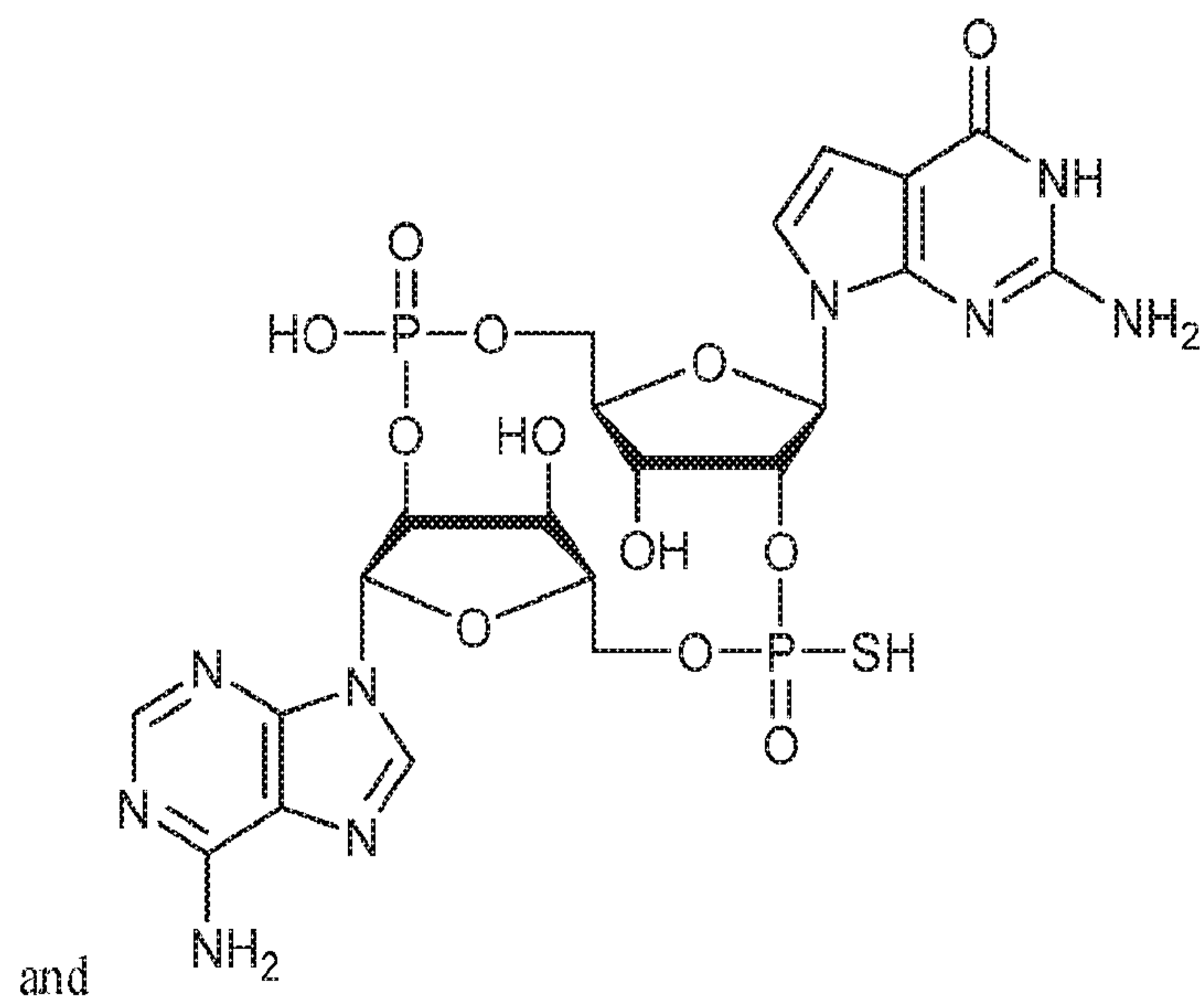
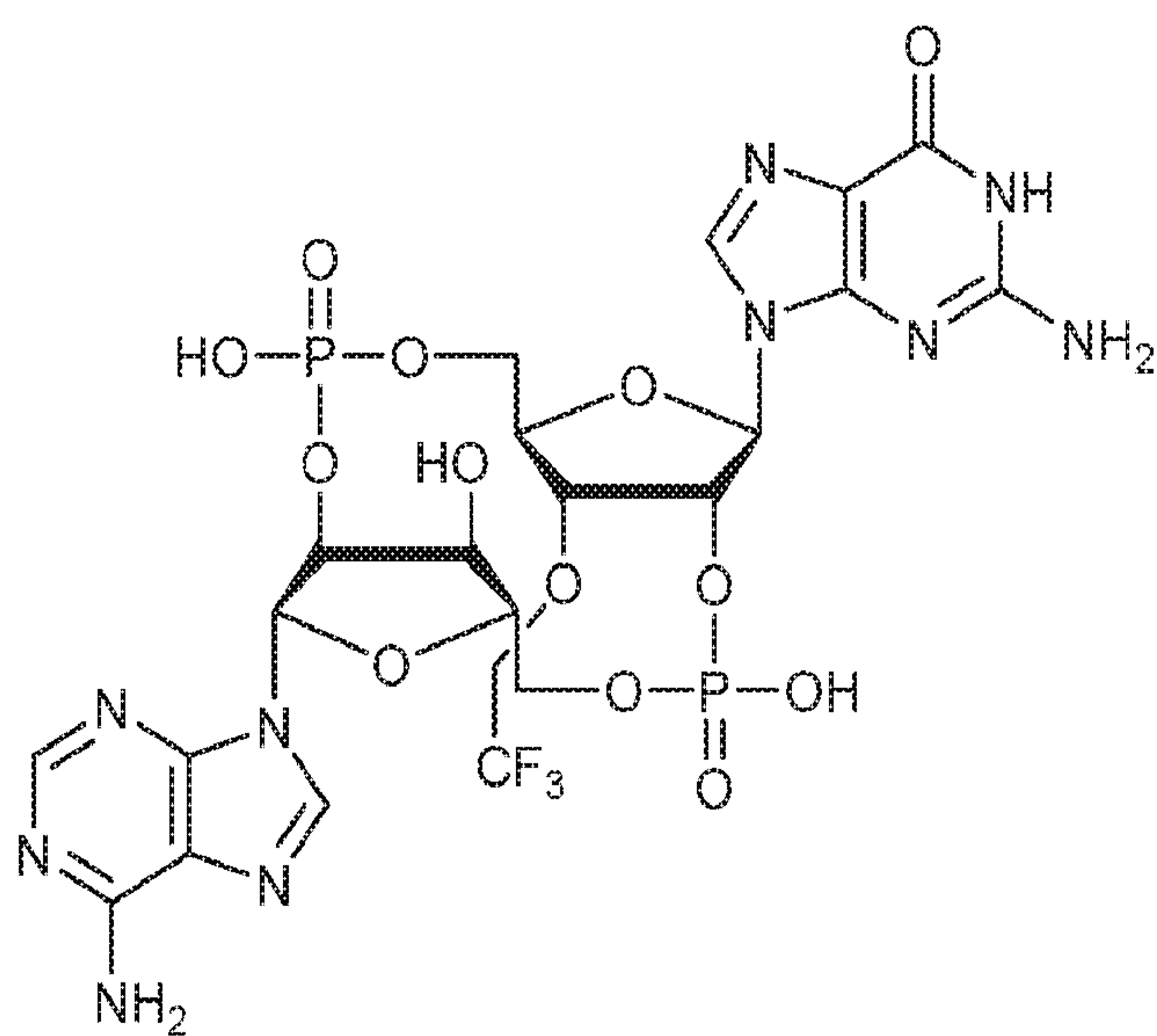
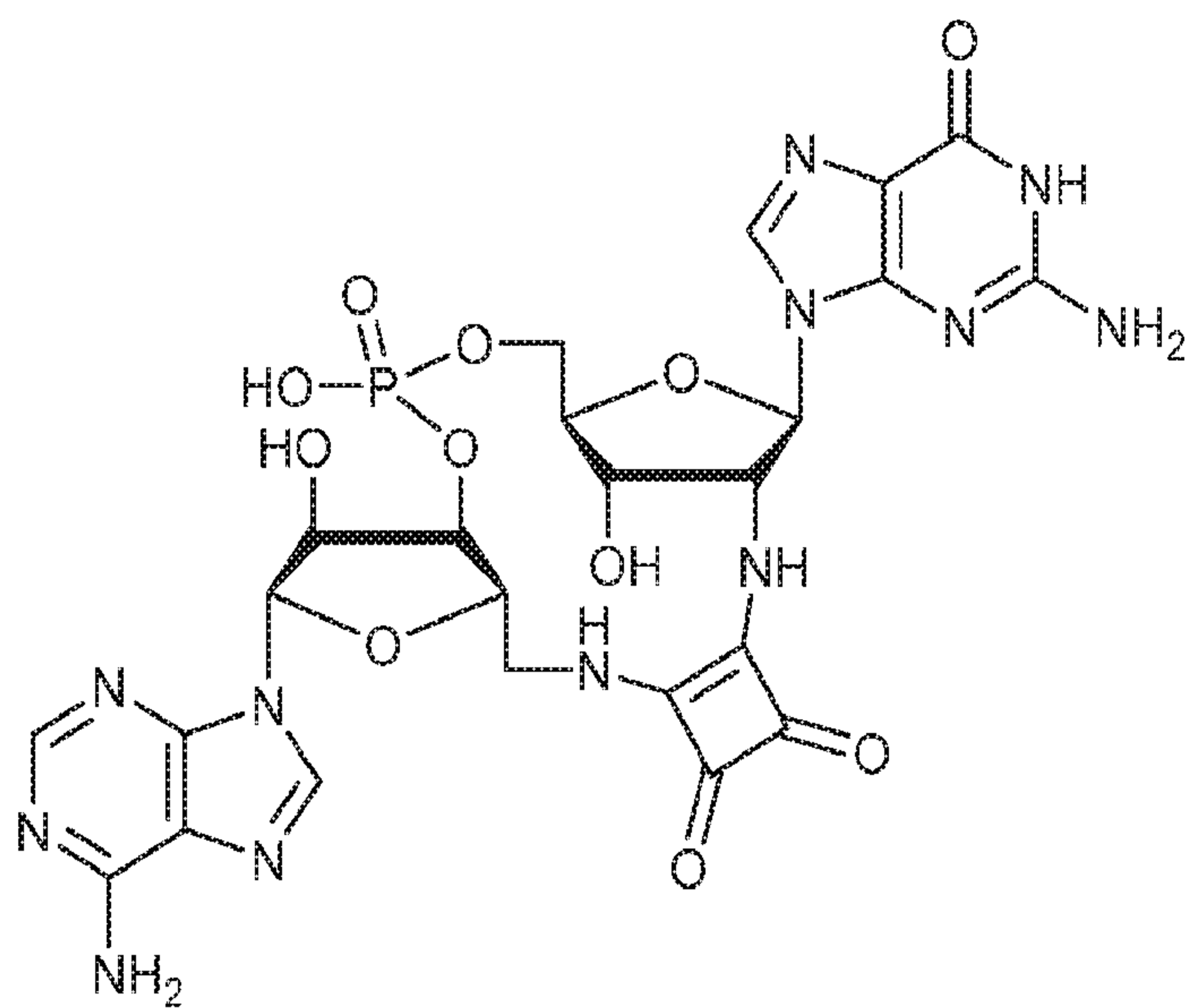




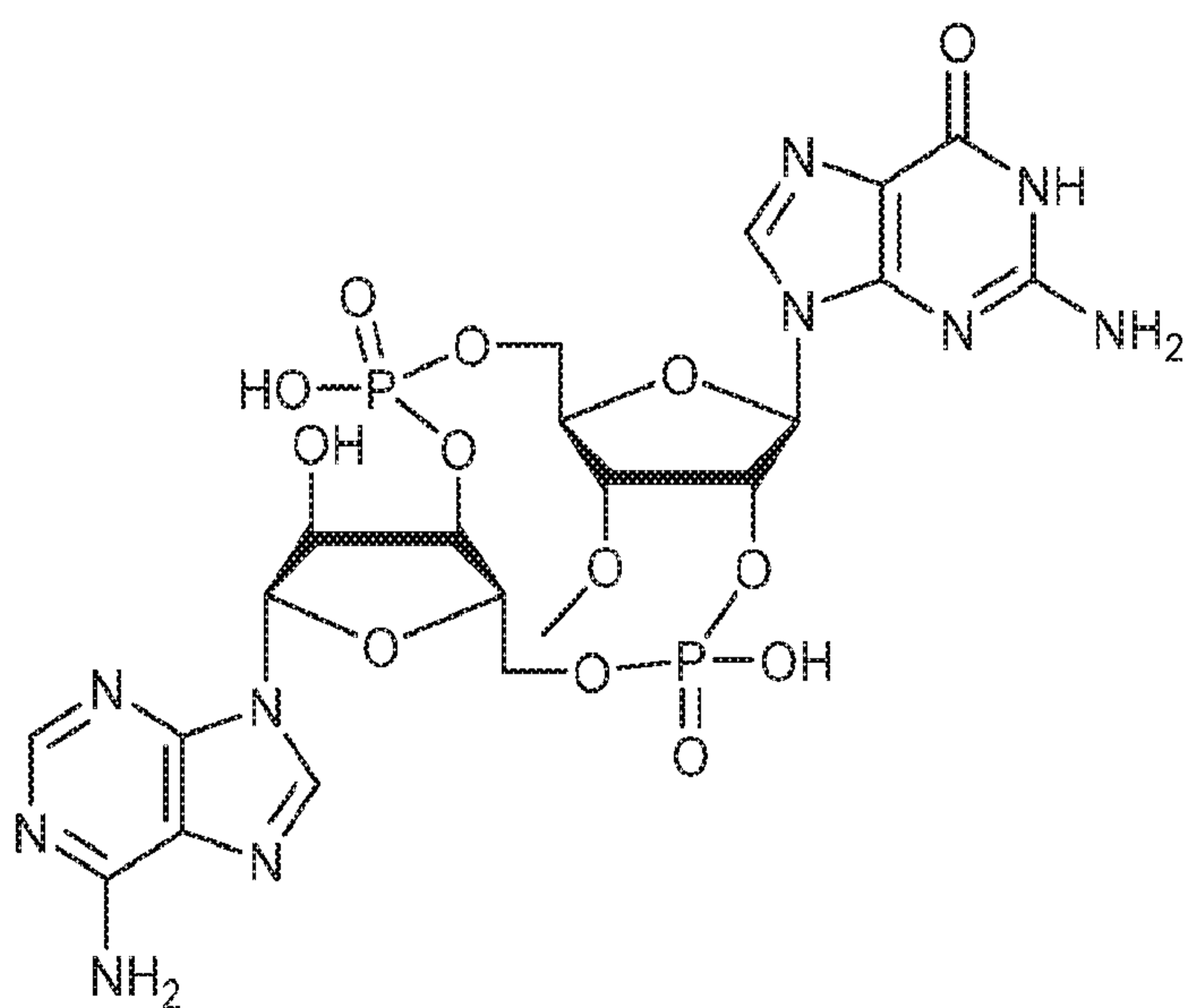
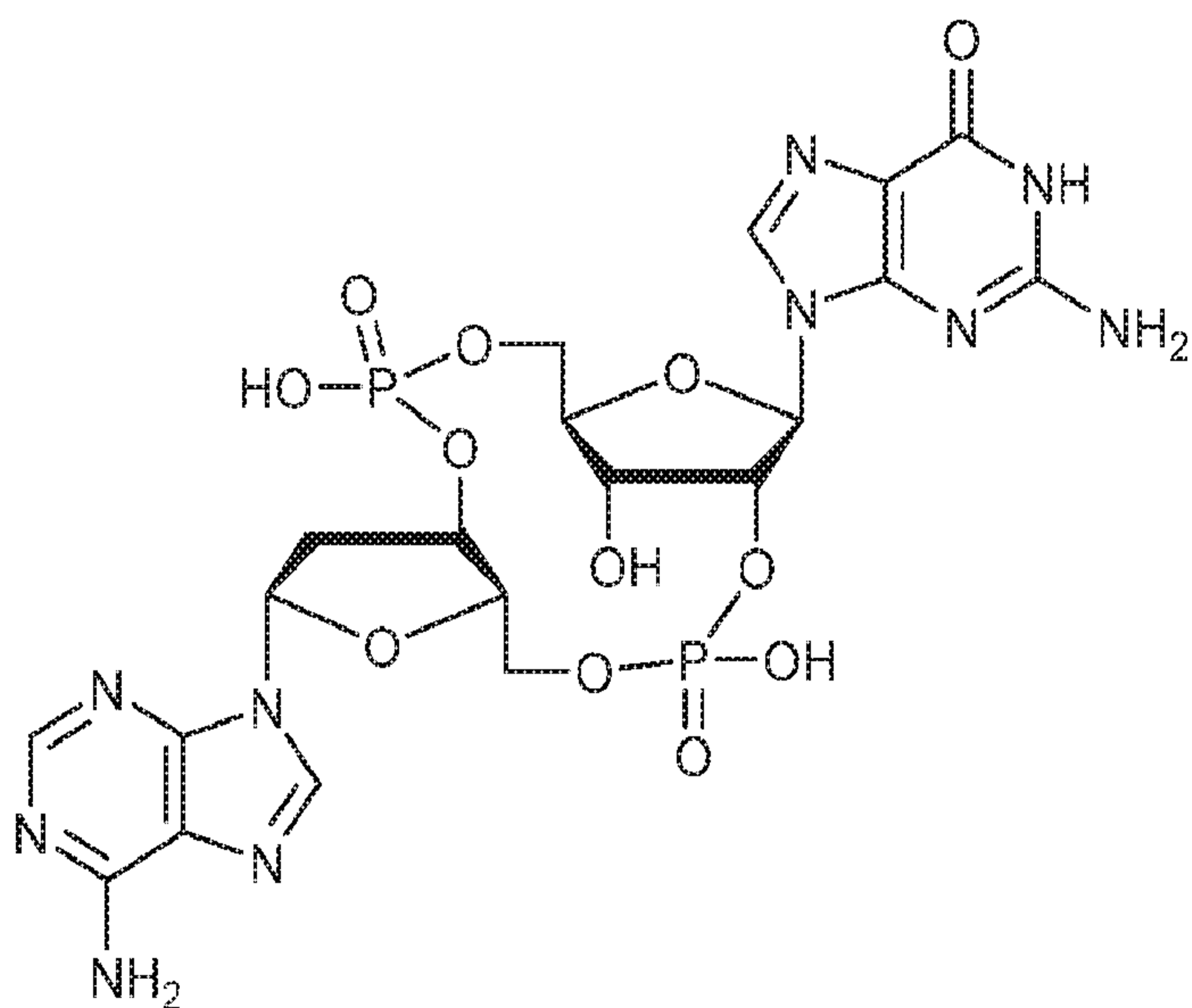
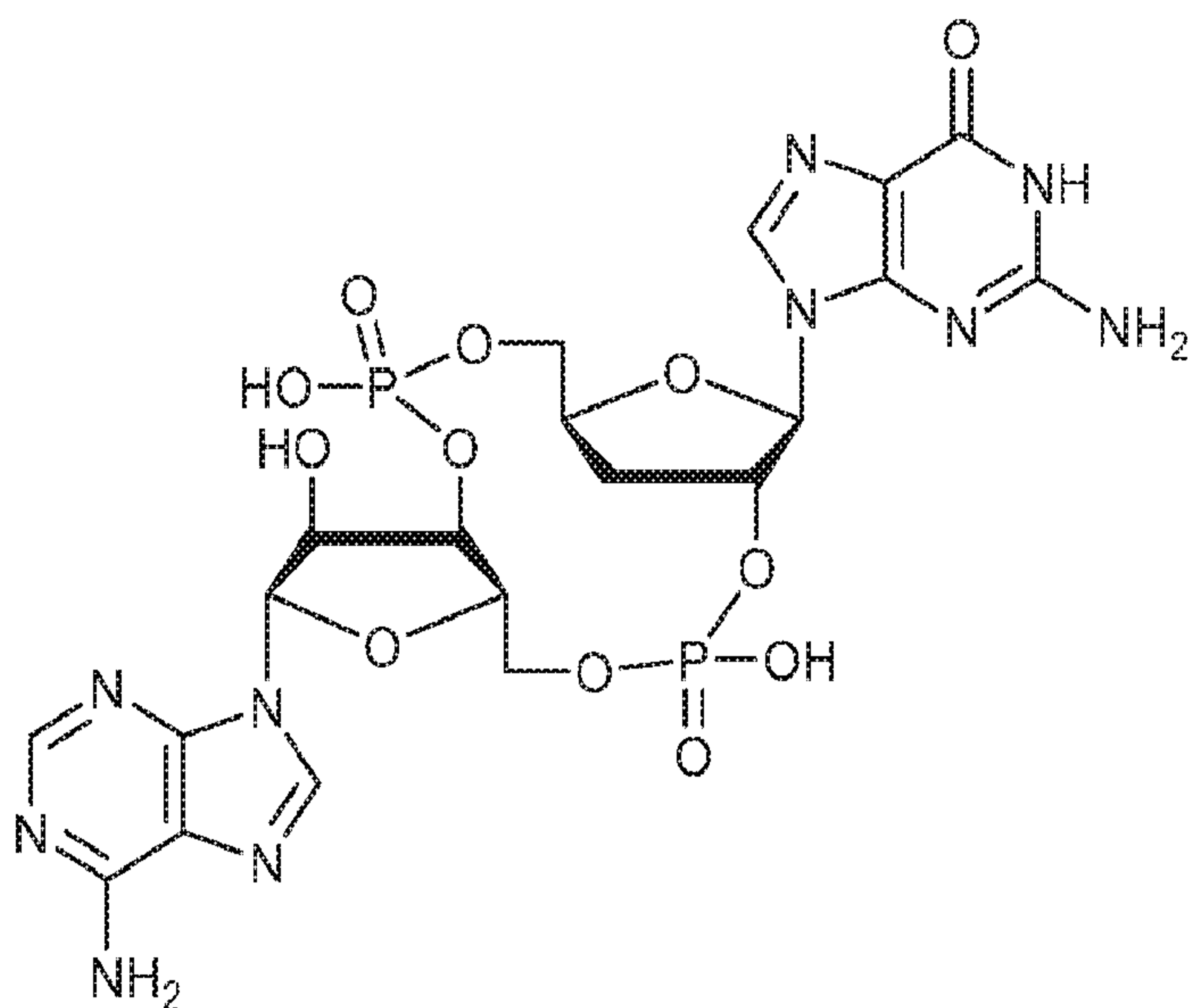


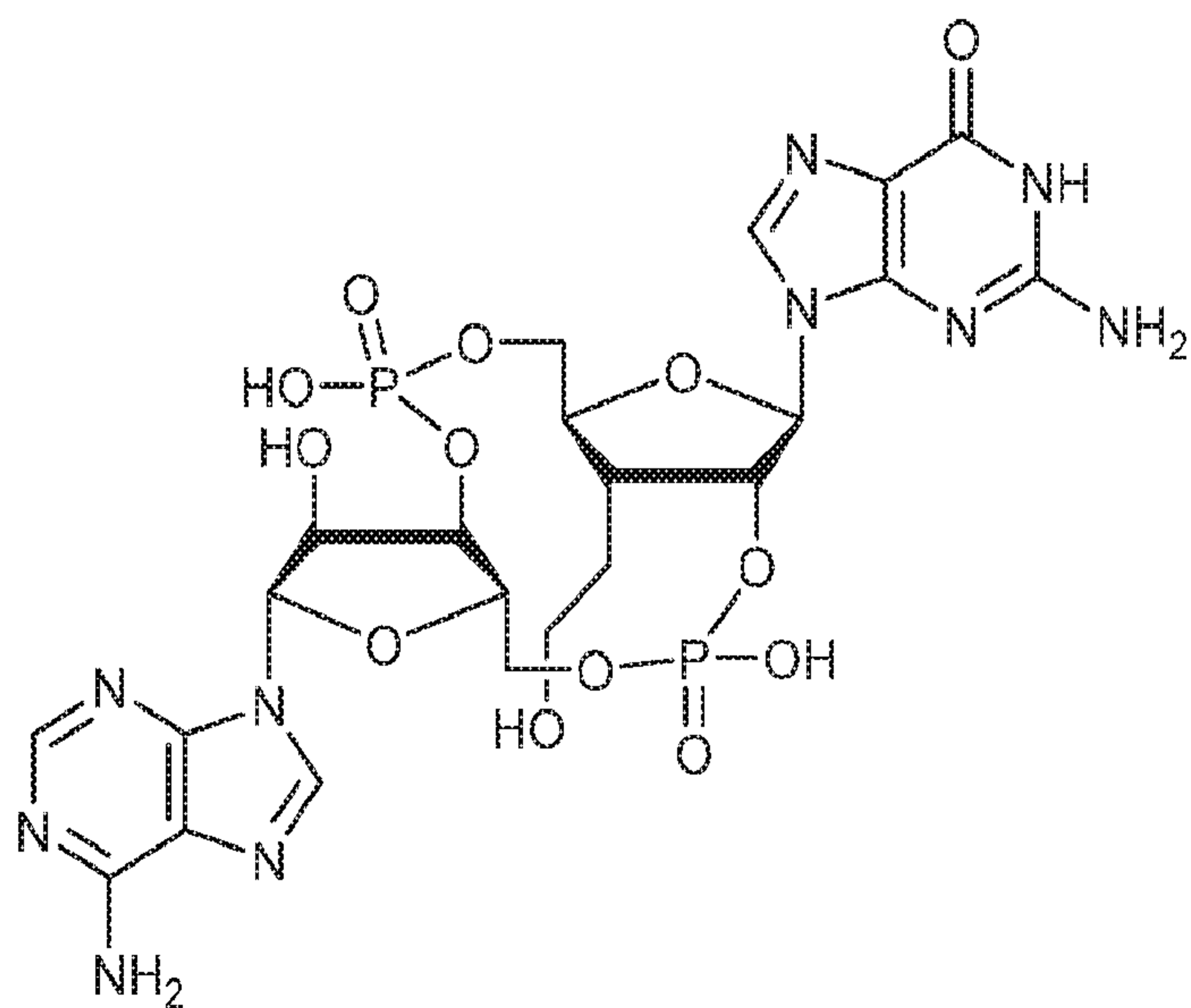
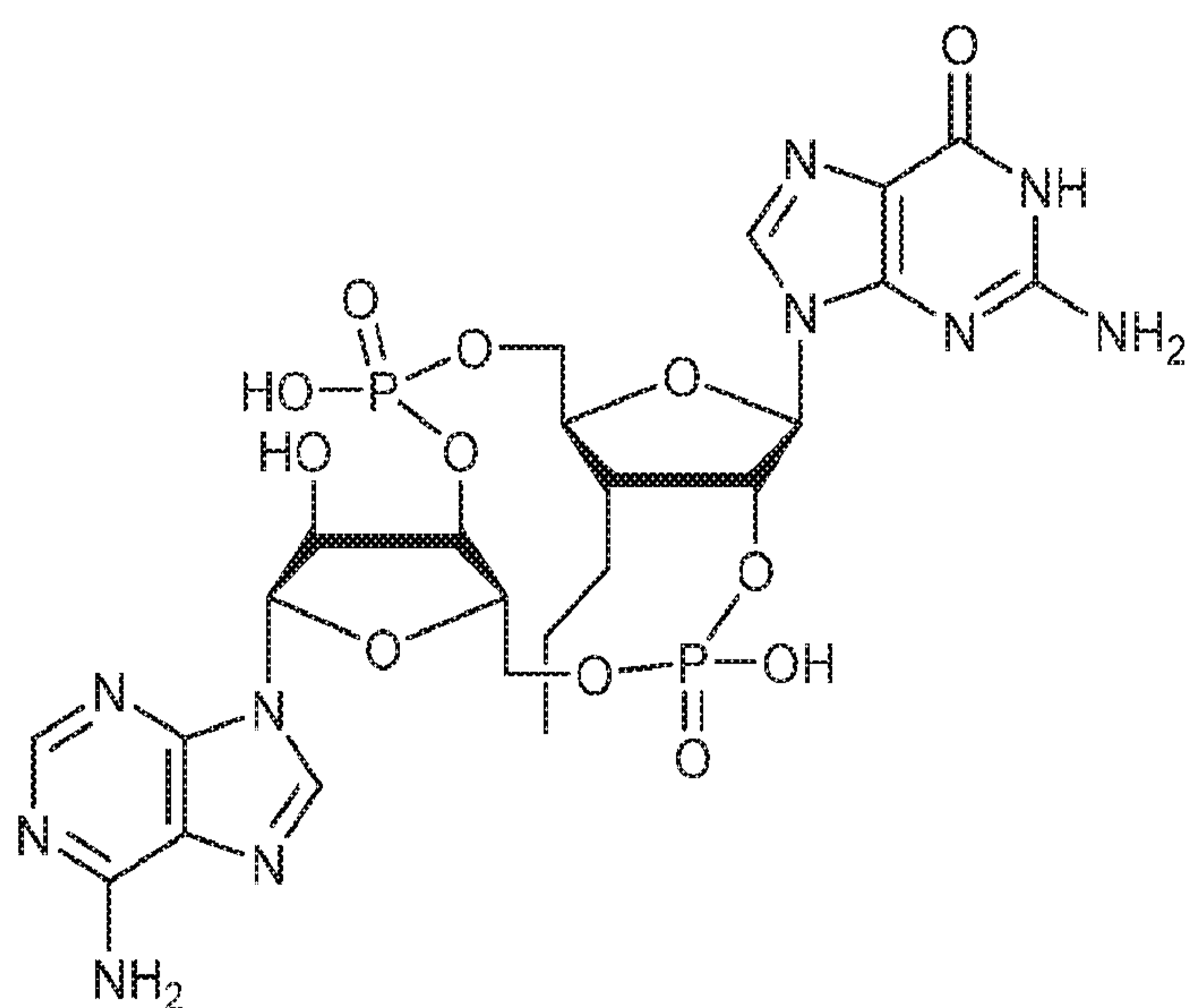
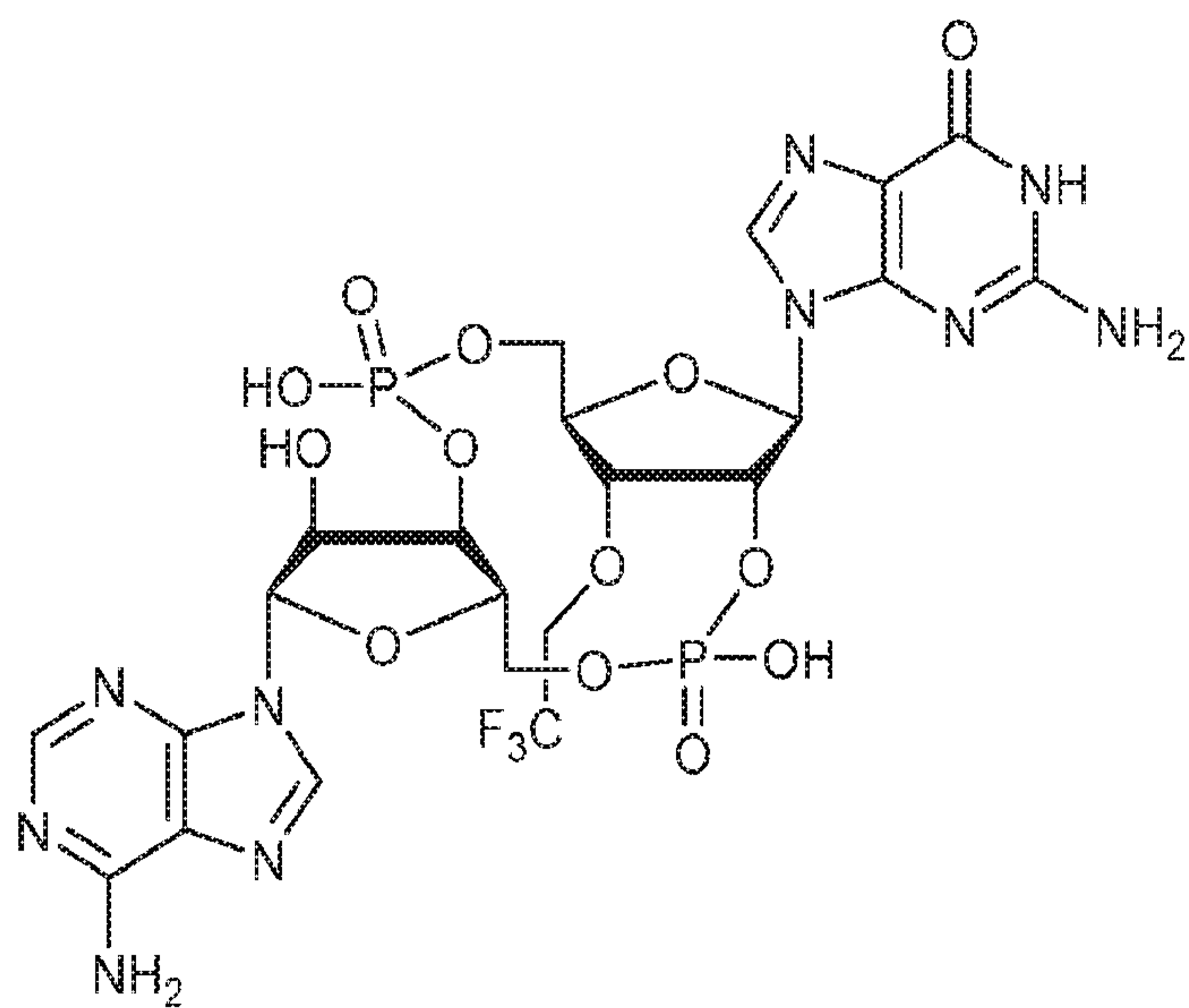


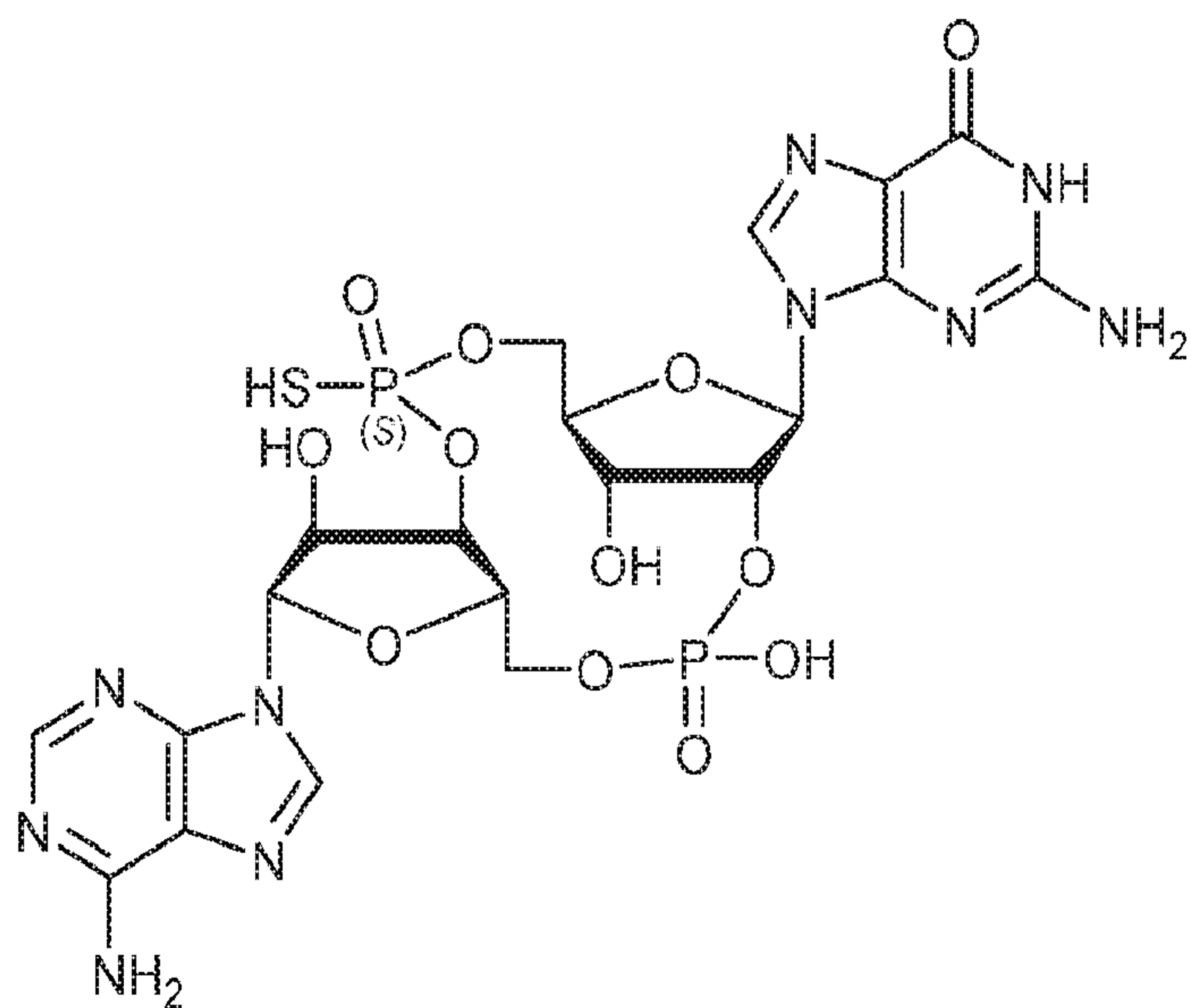
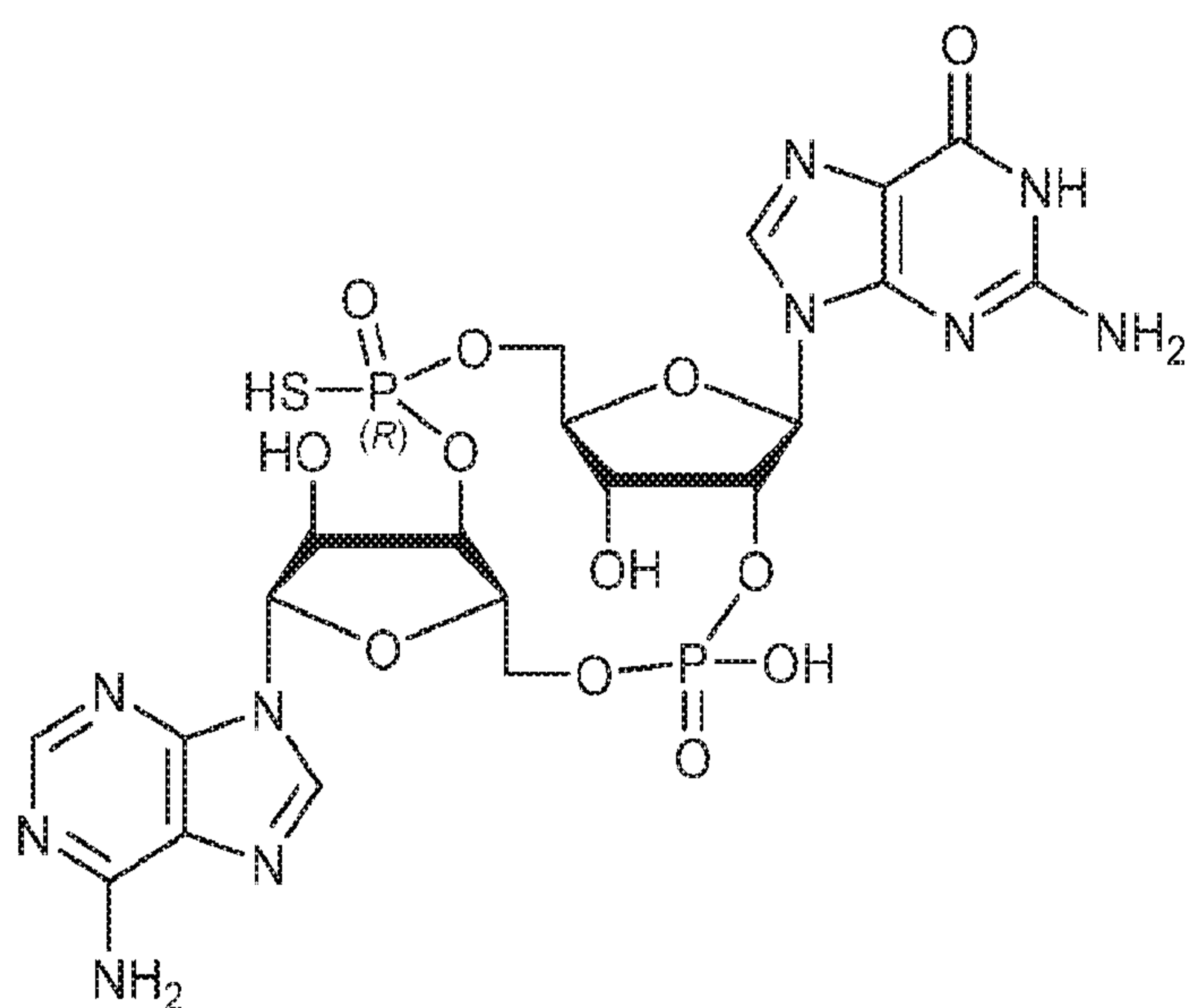
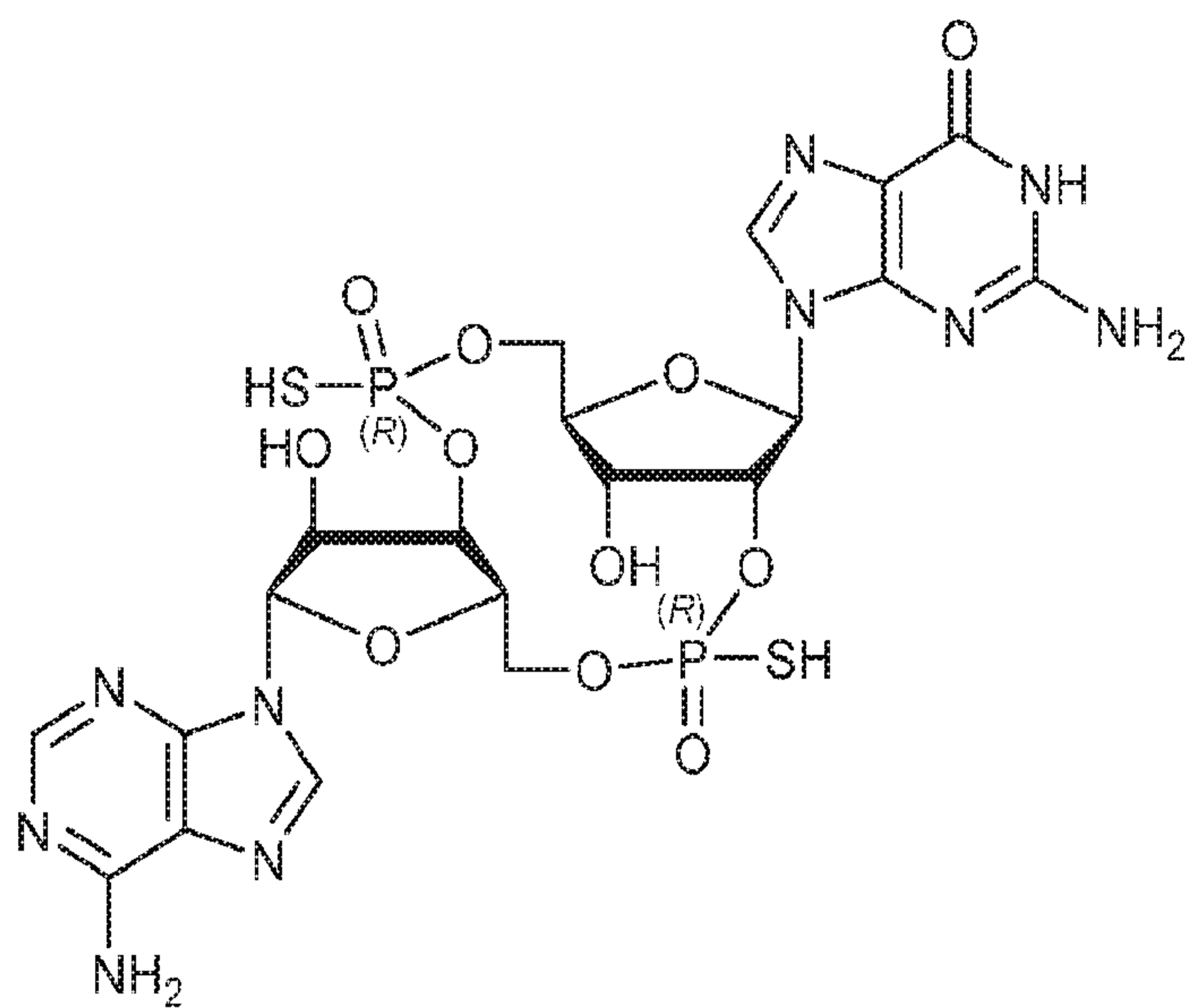


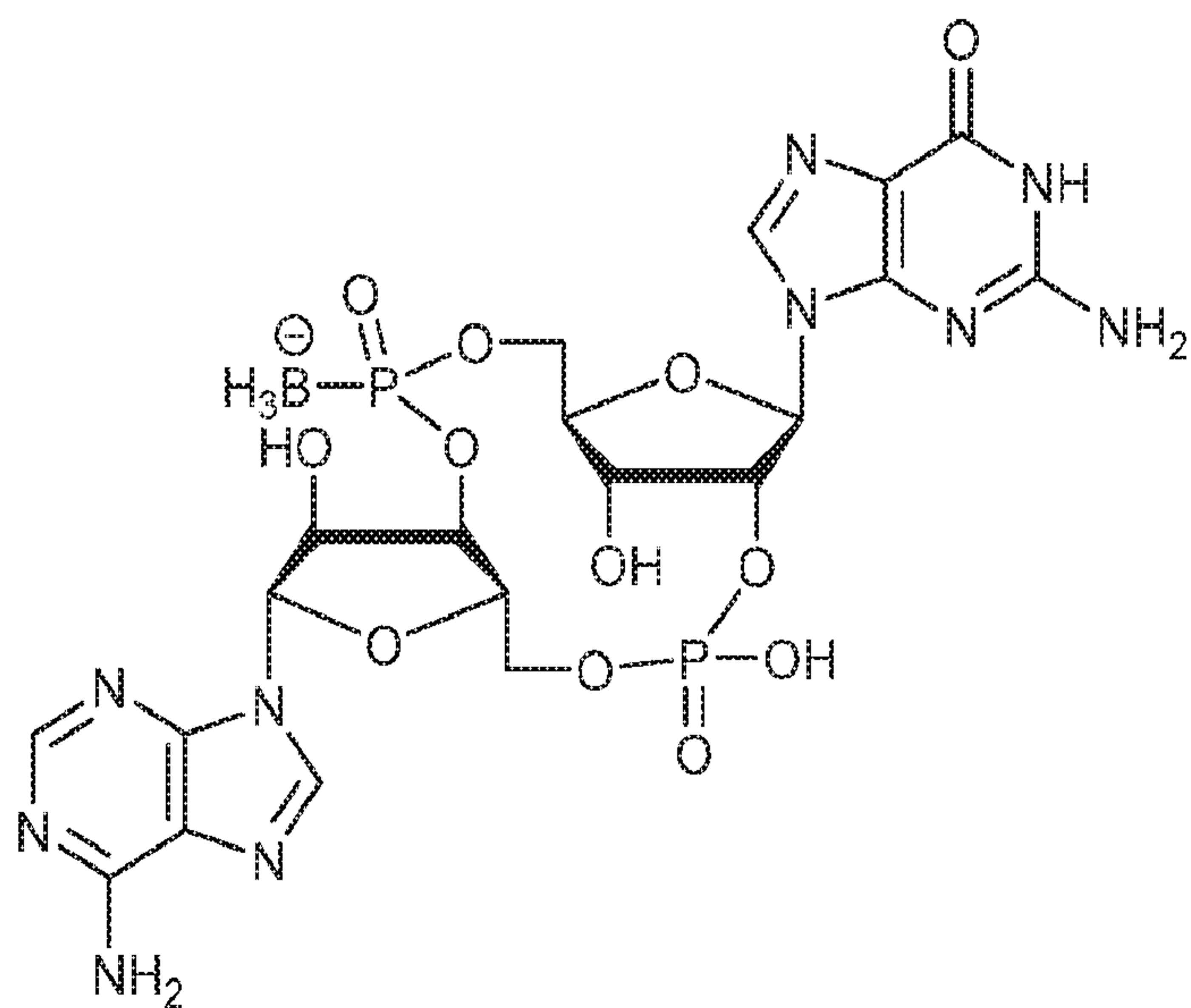
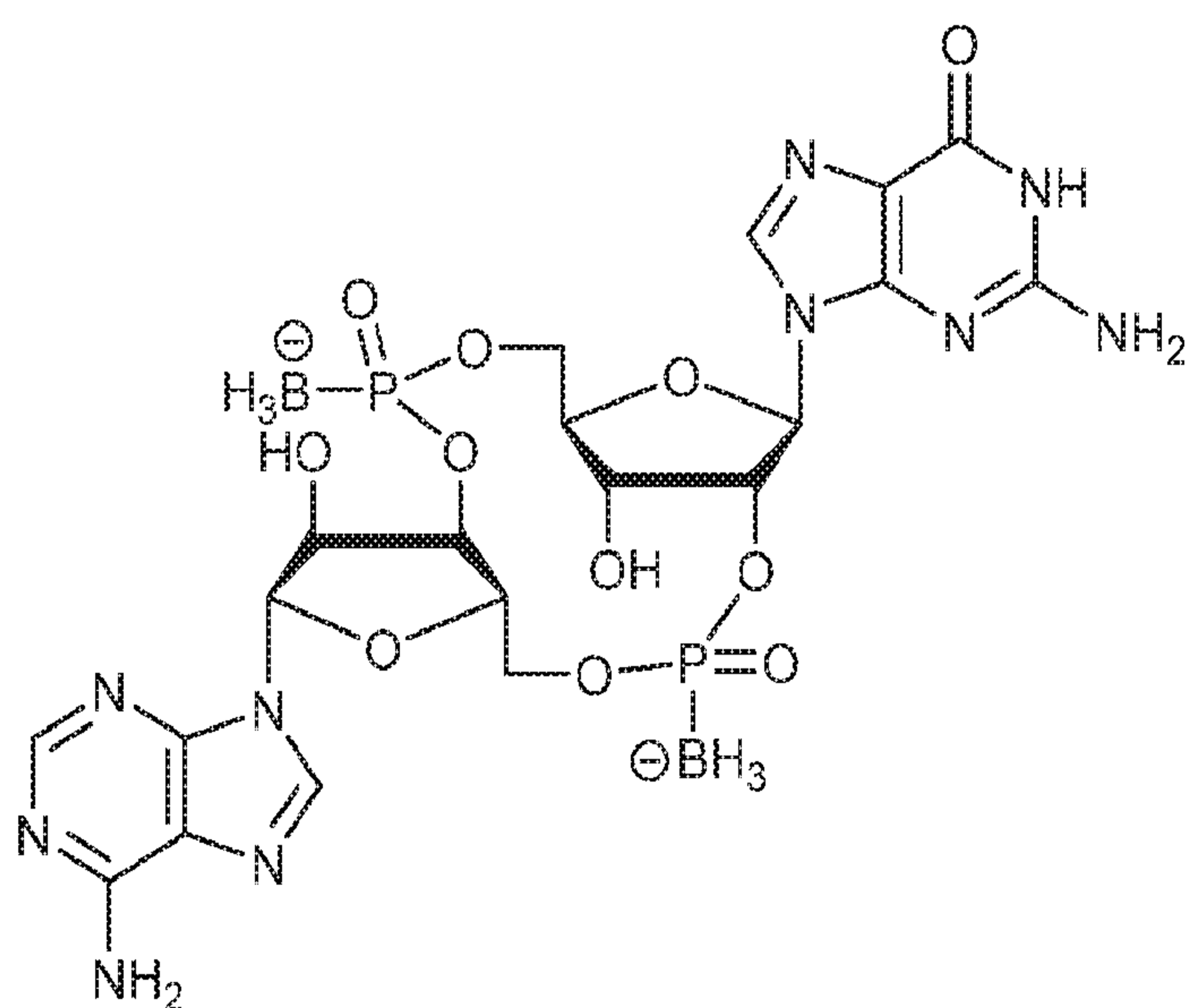
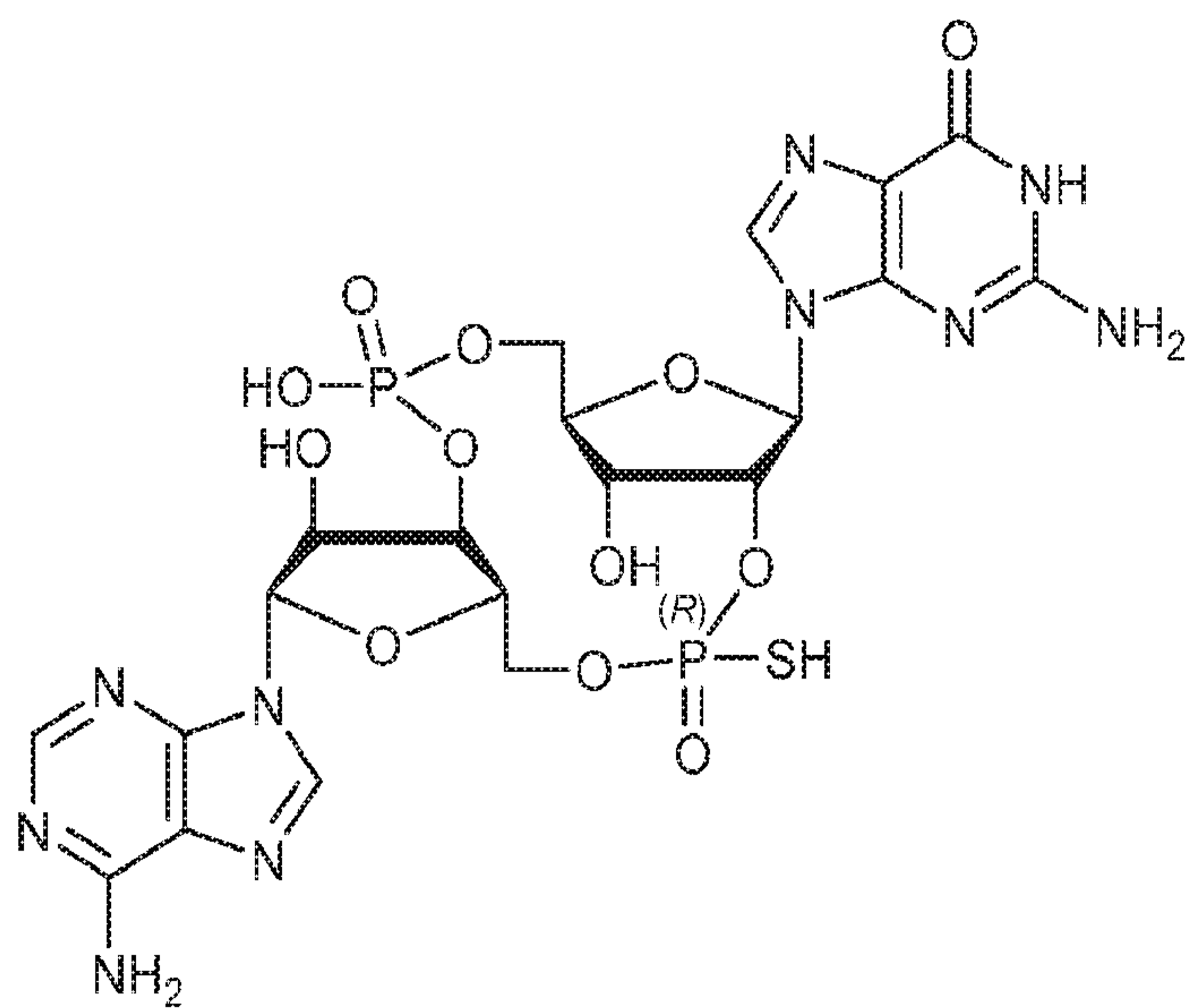


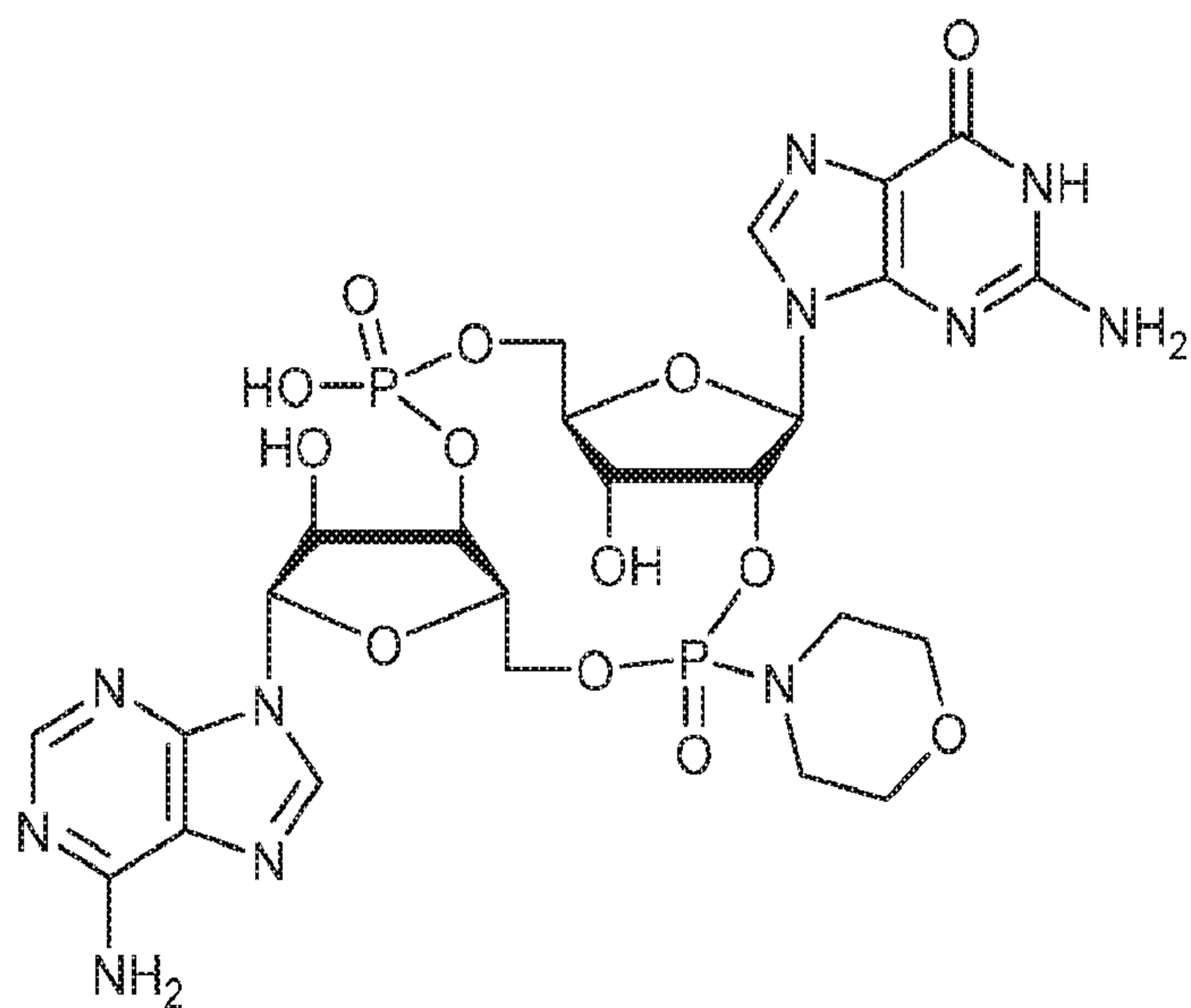
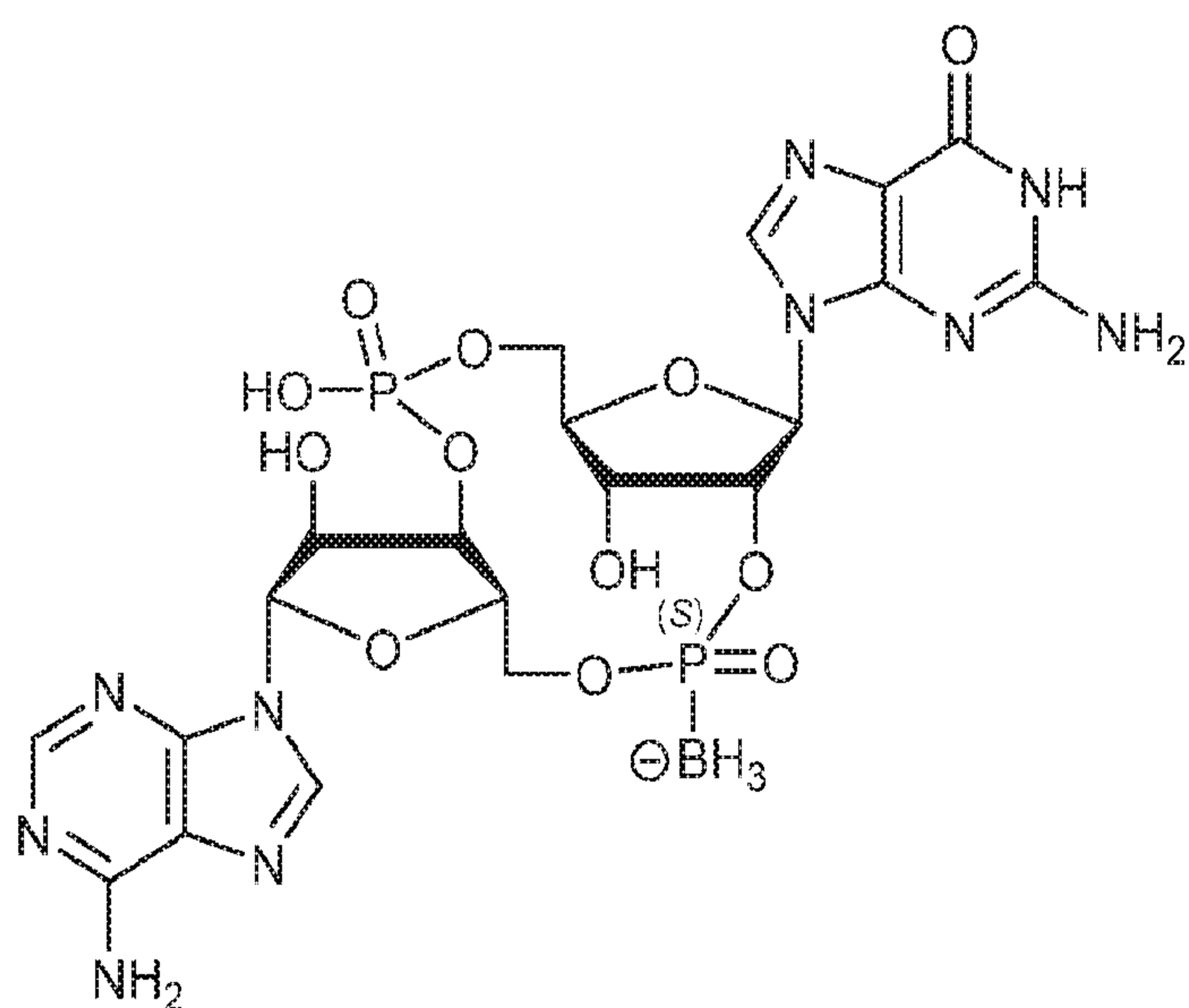
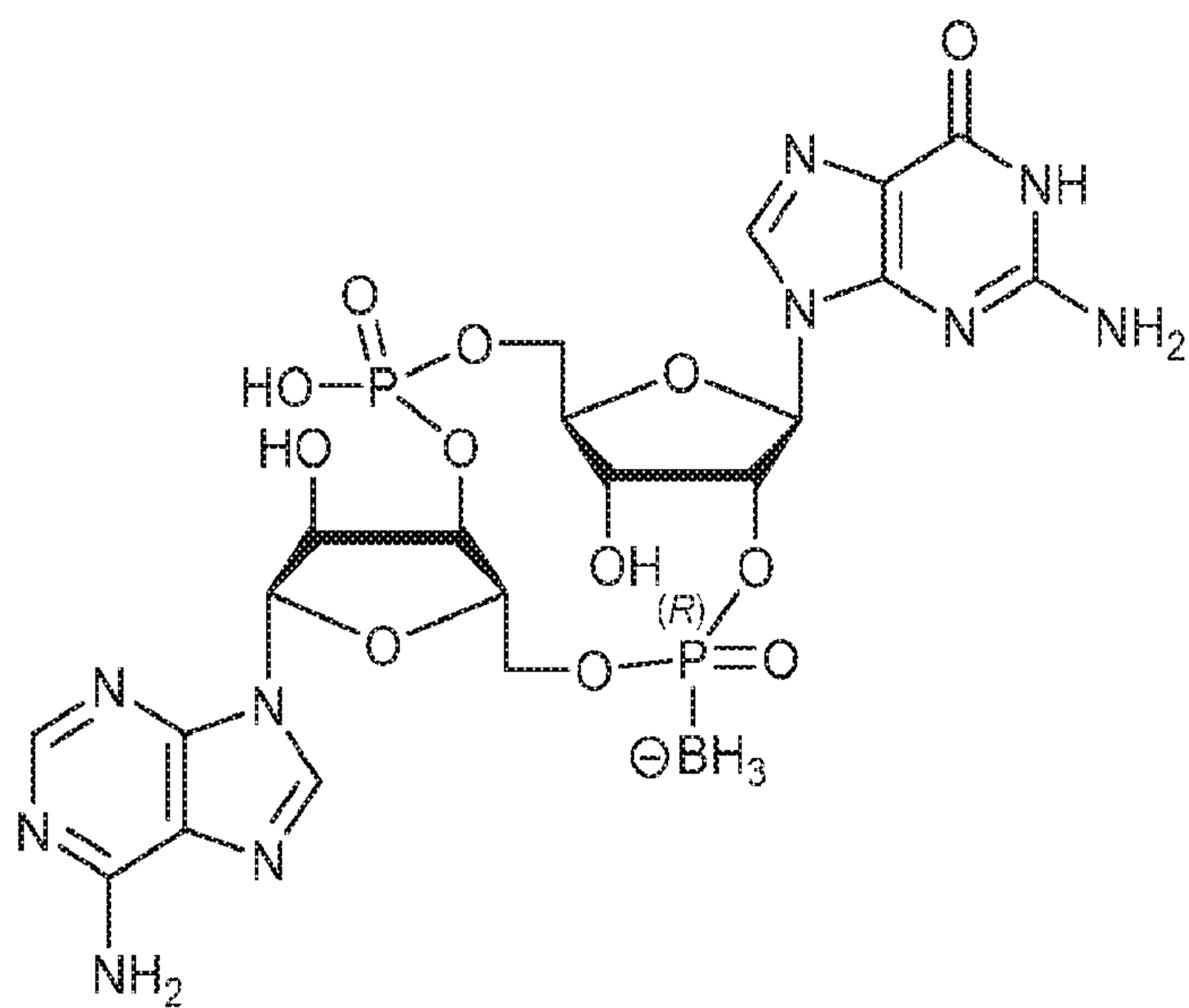
11. A compound selected from the group consisting of:

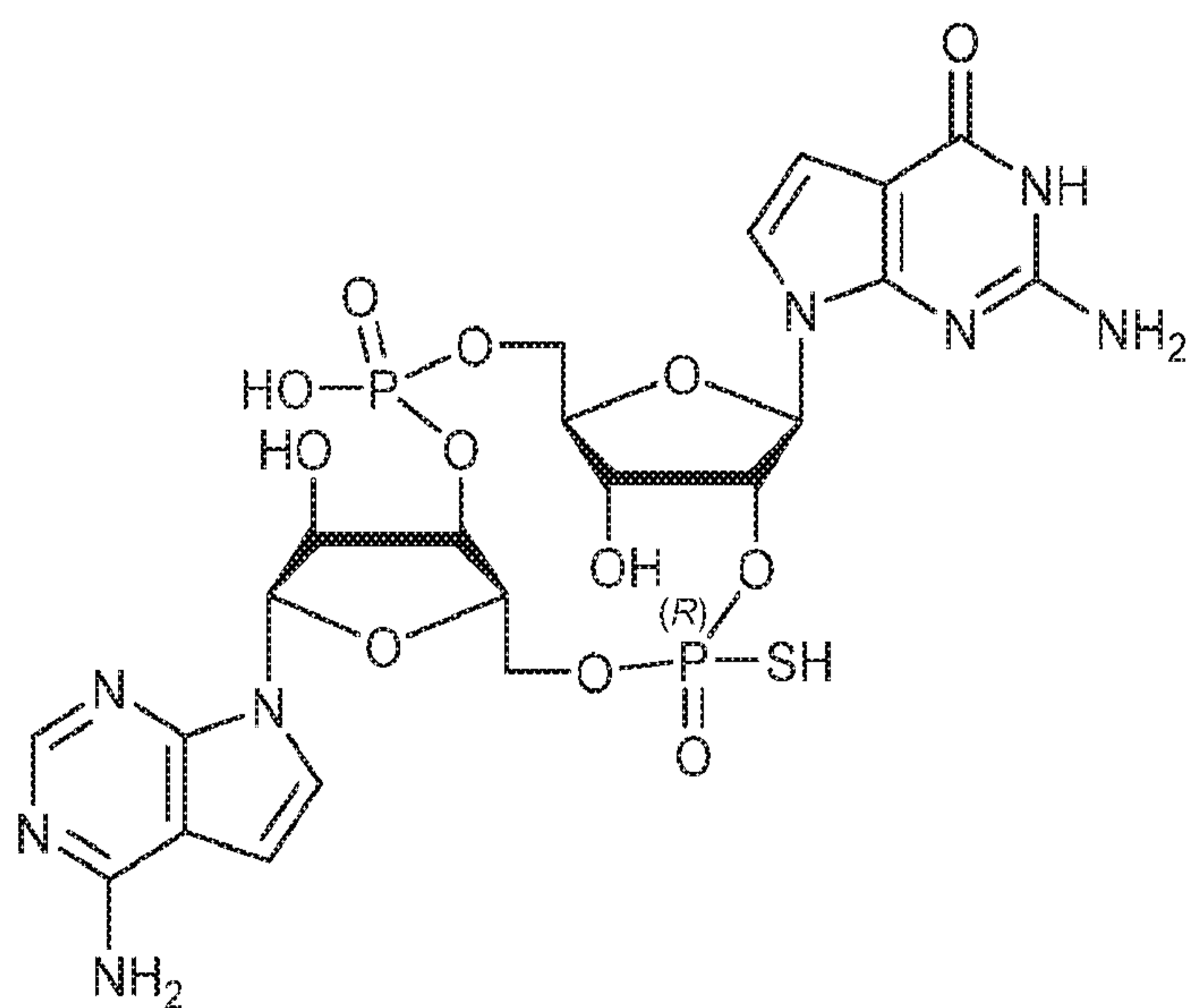
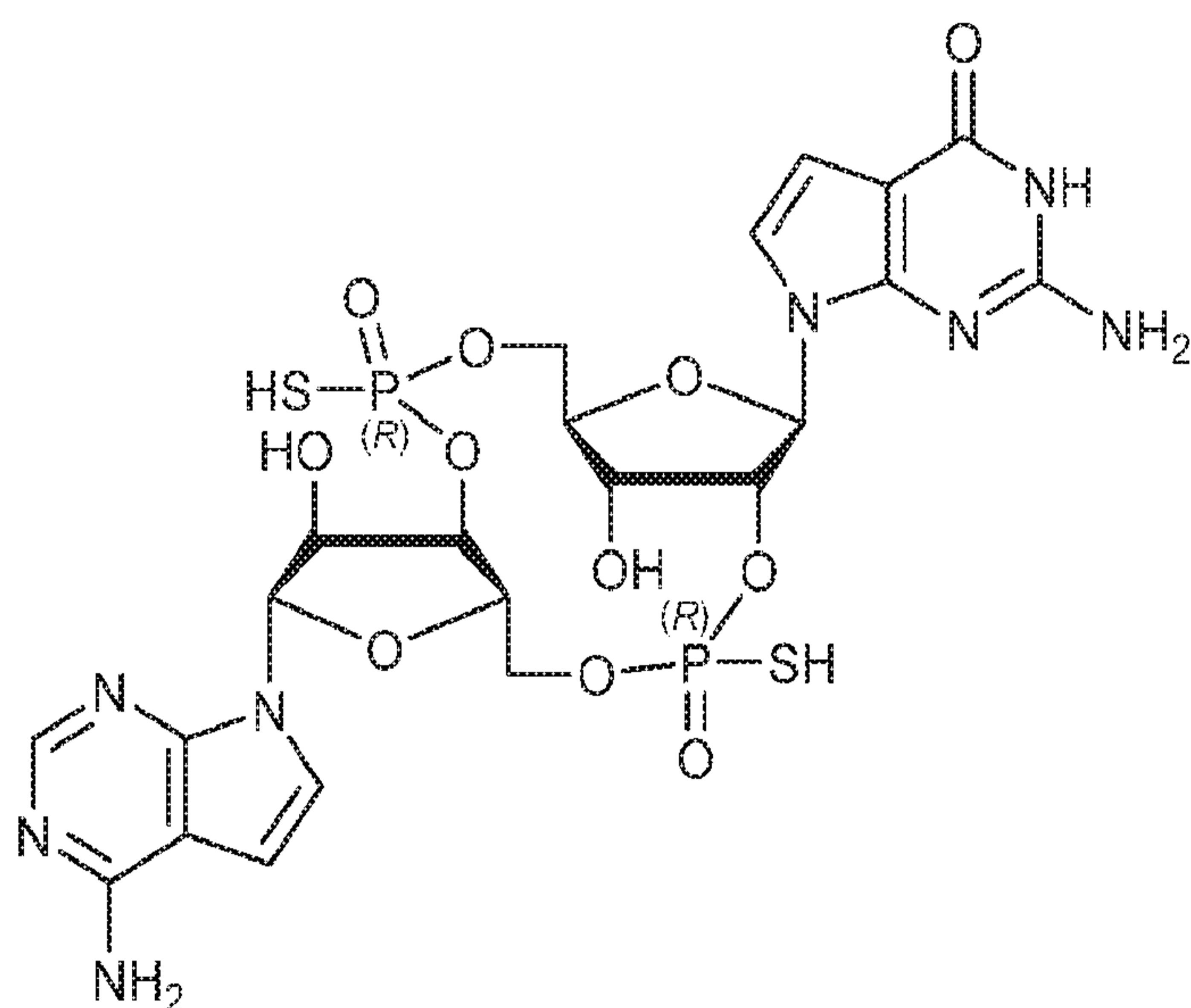
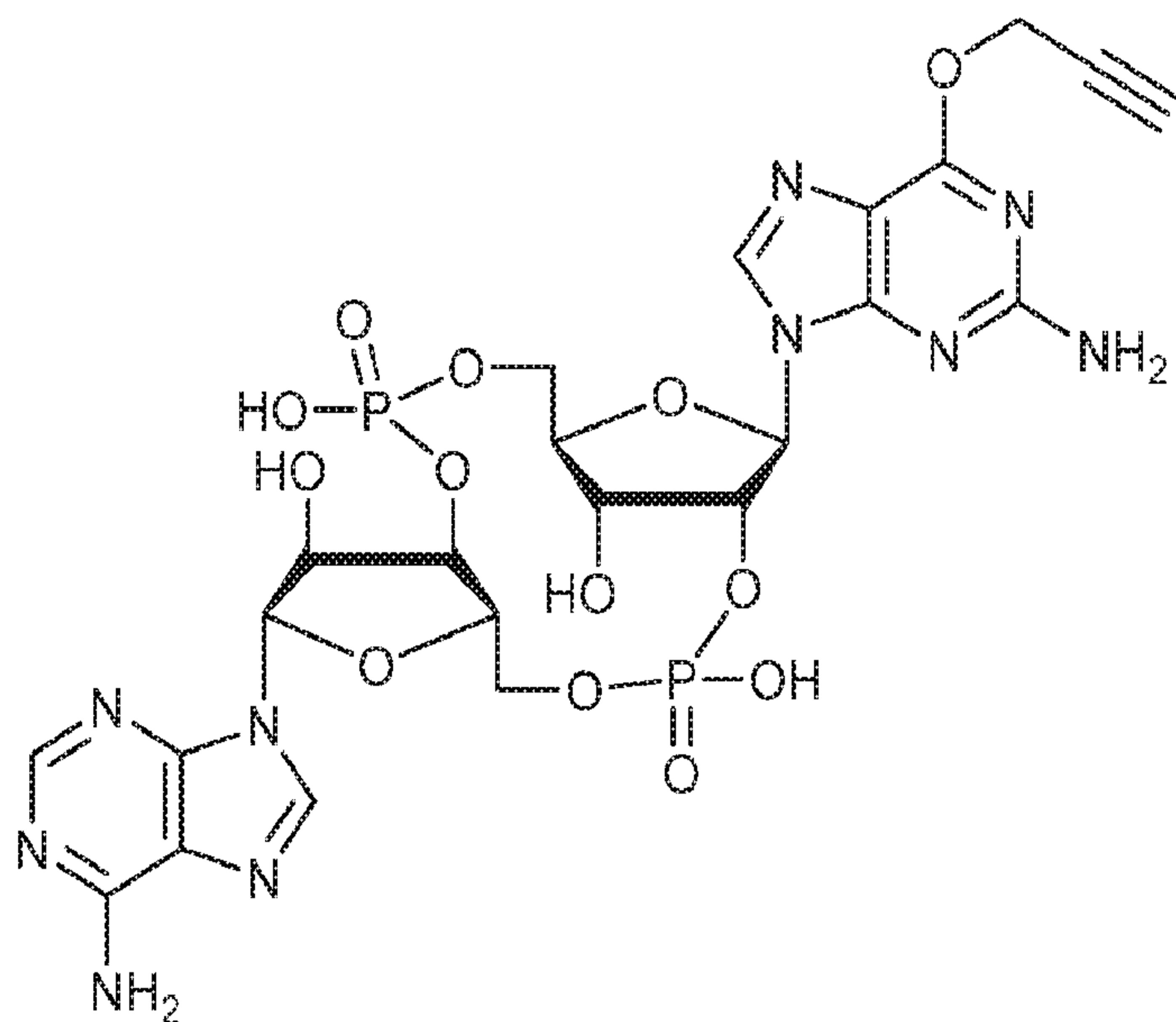


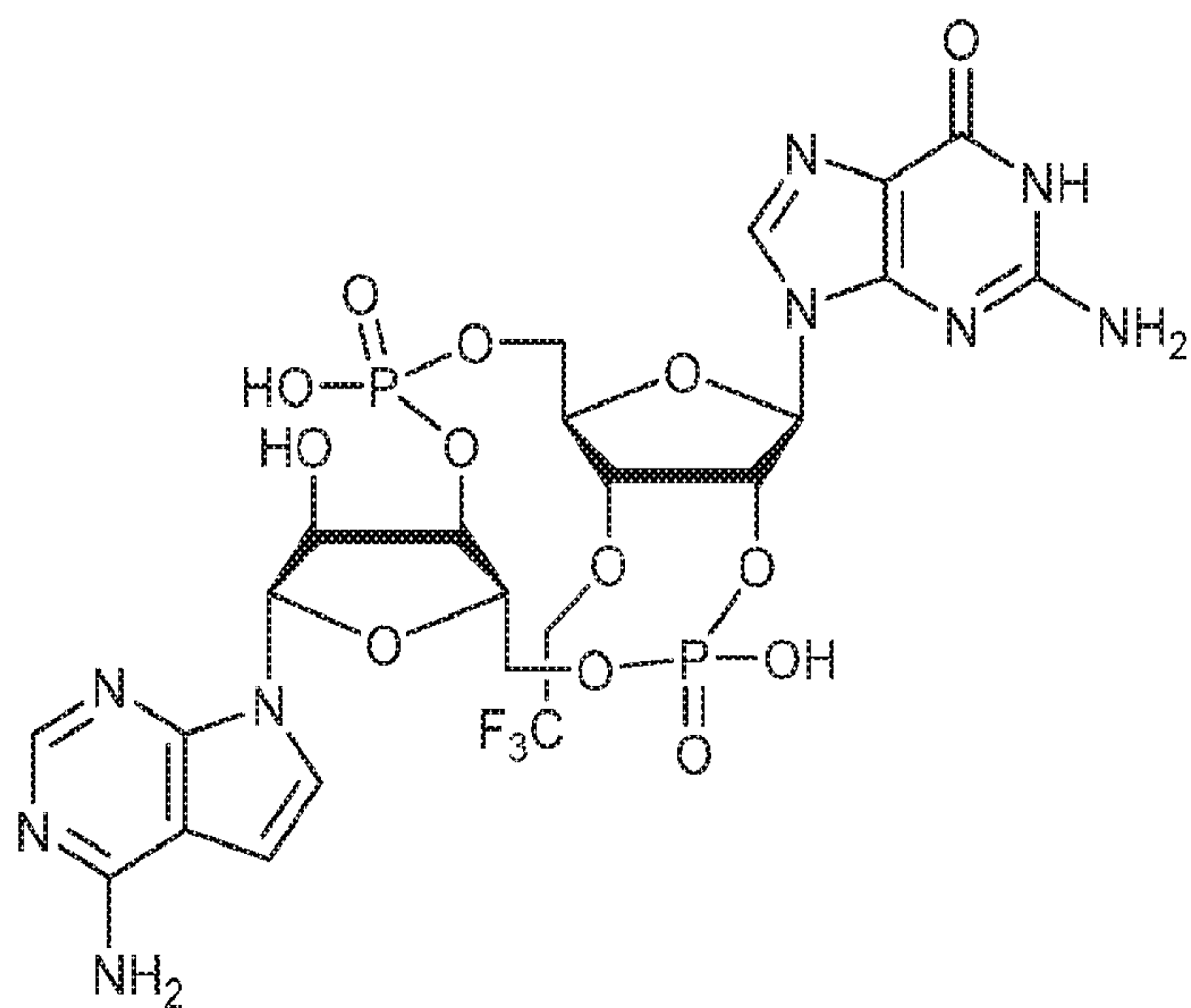
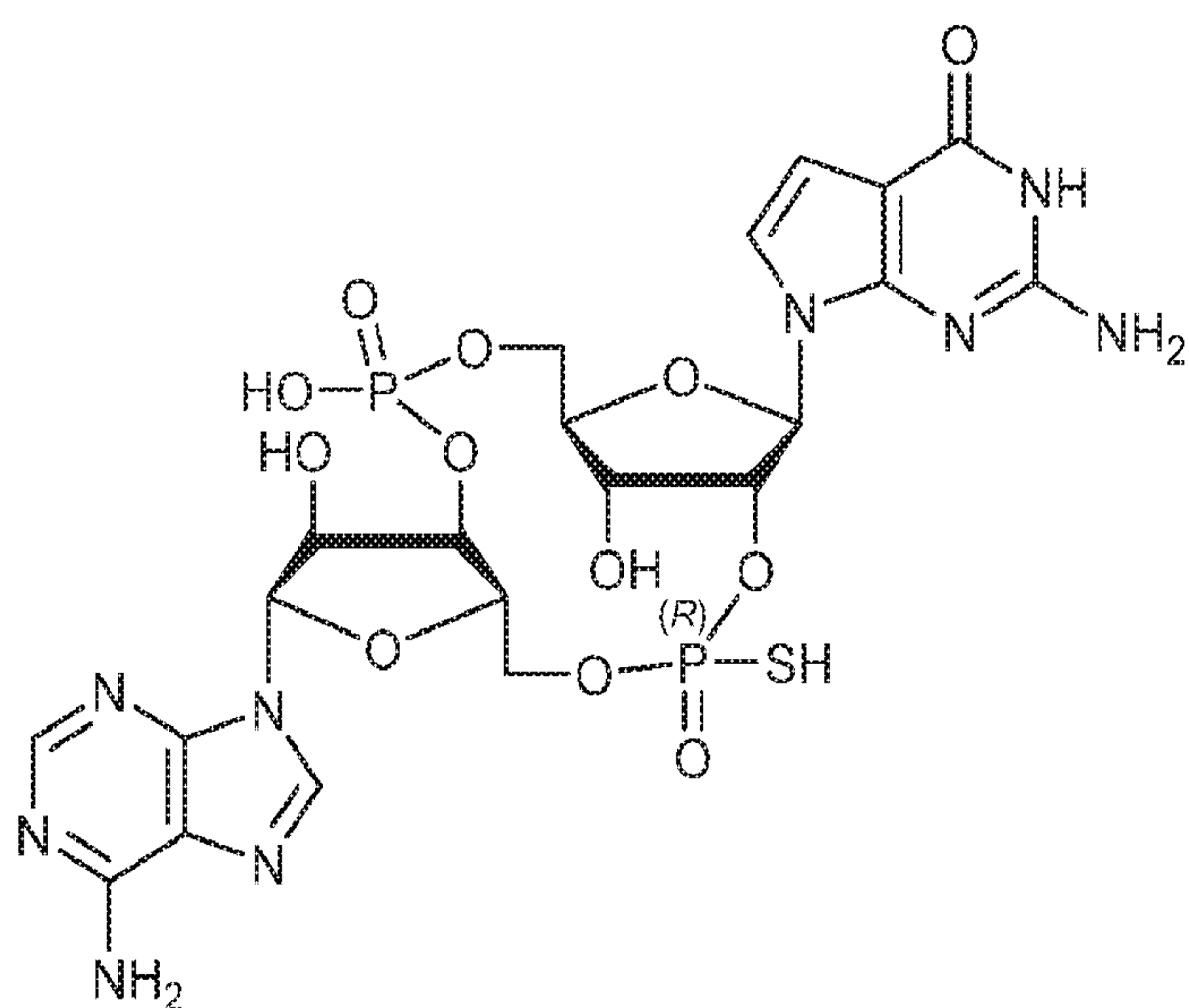
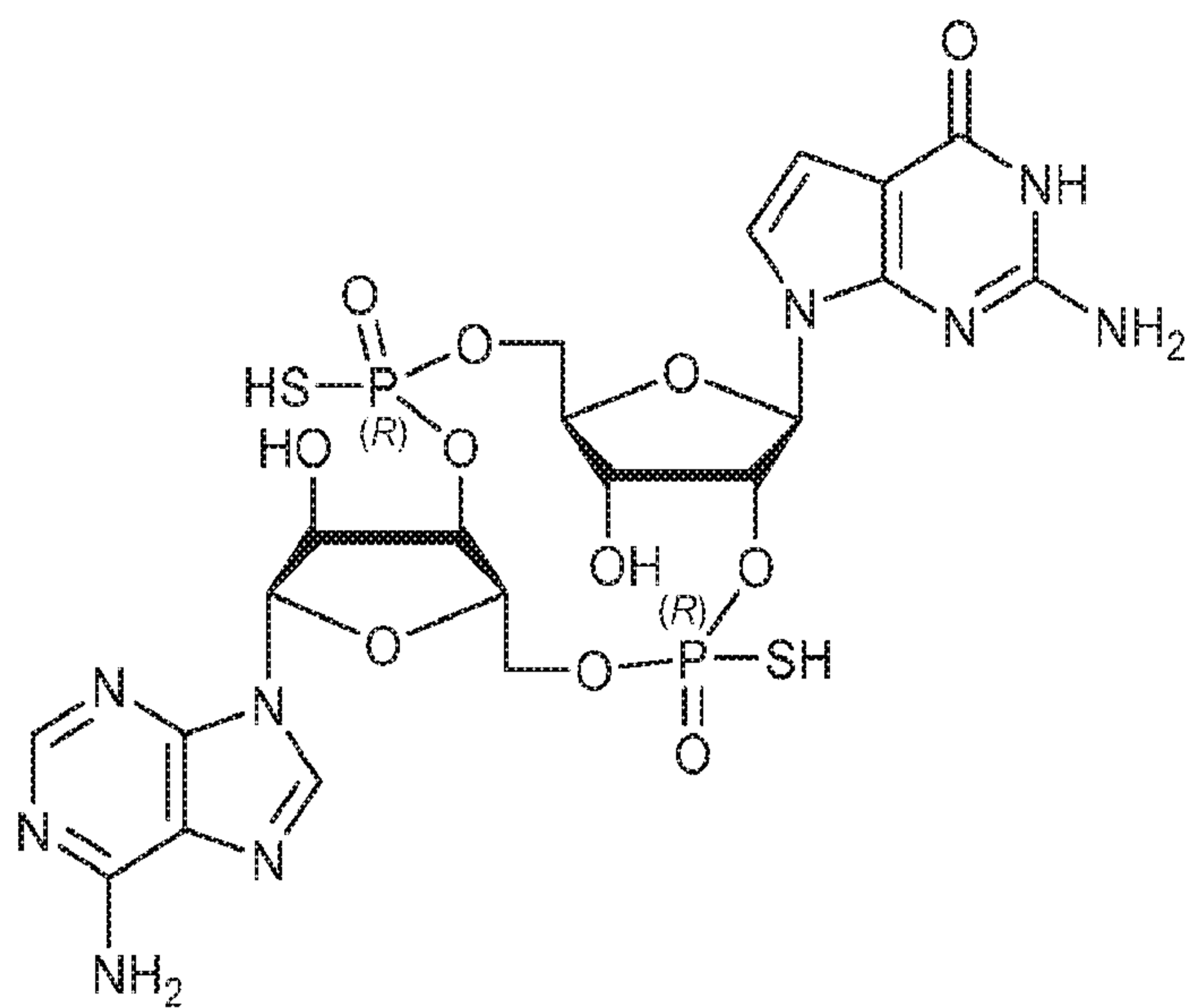


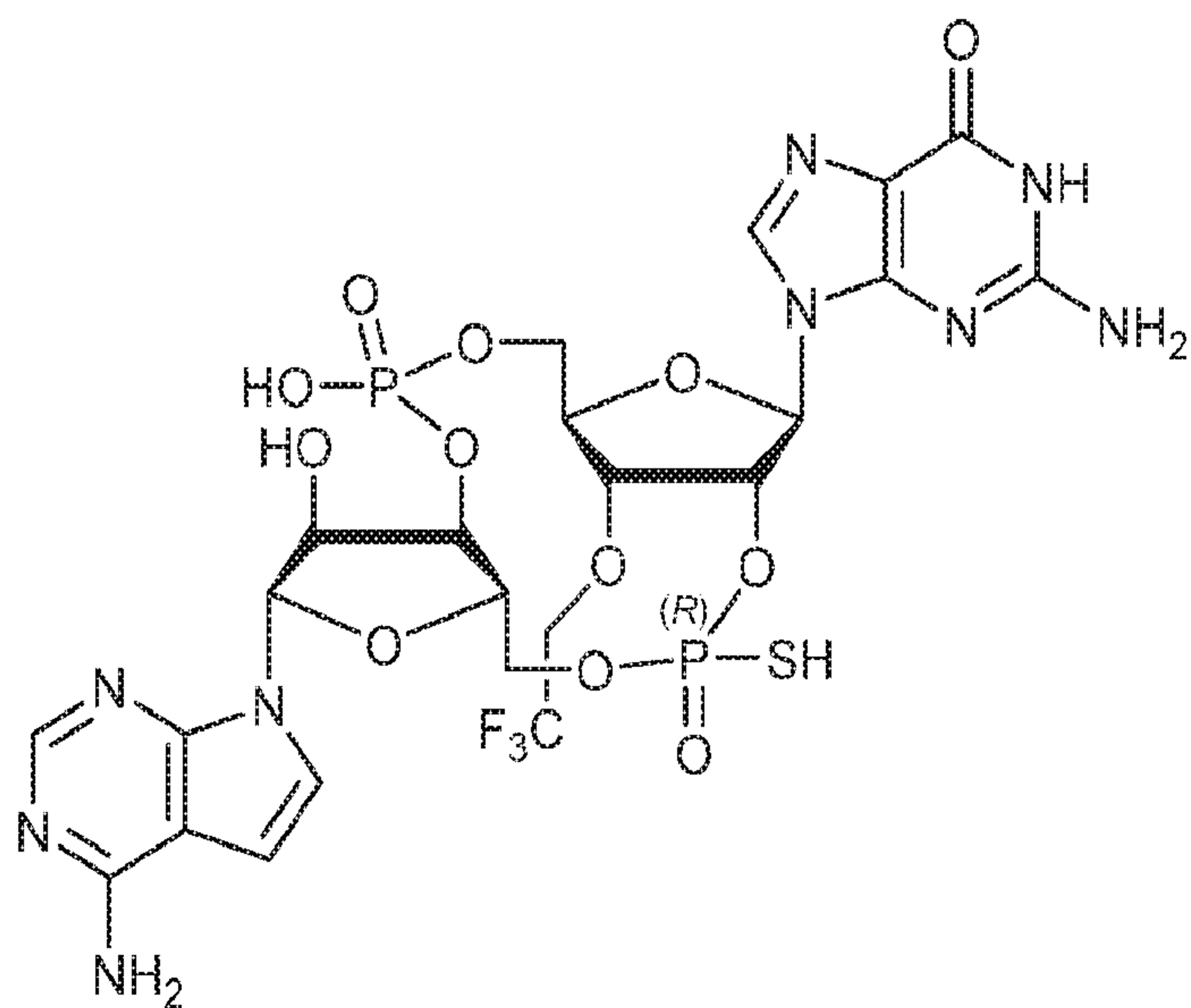
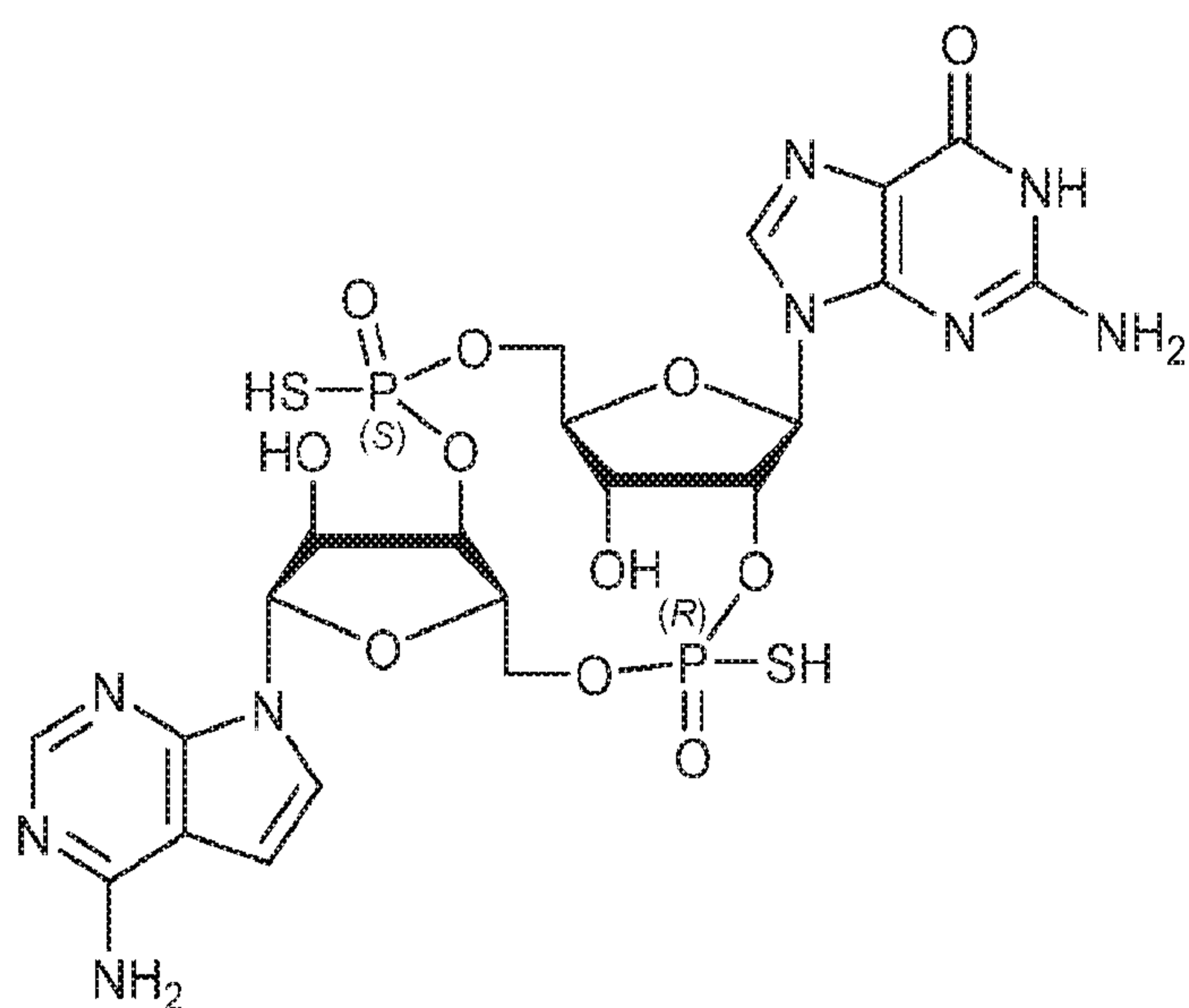
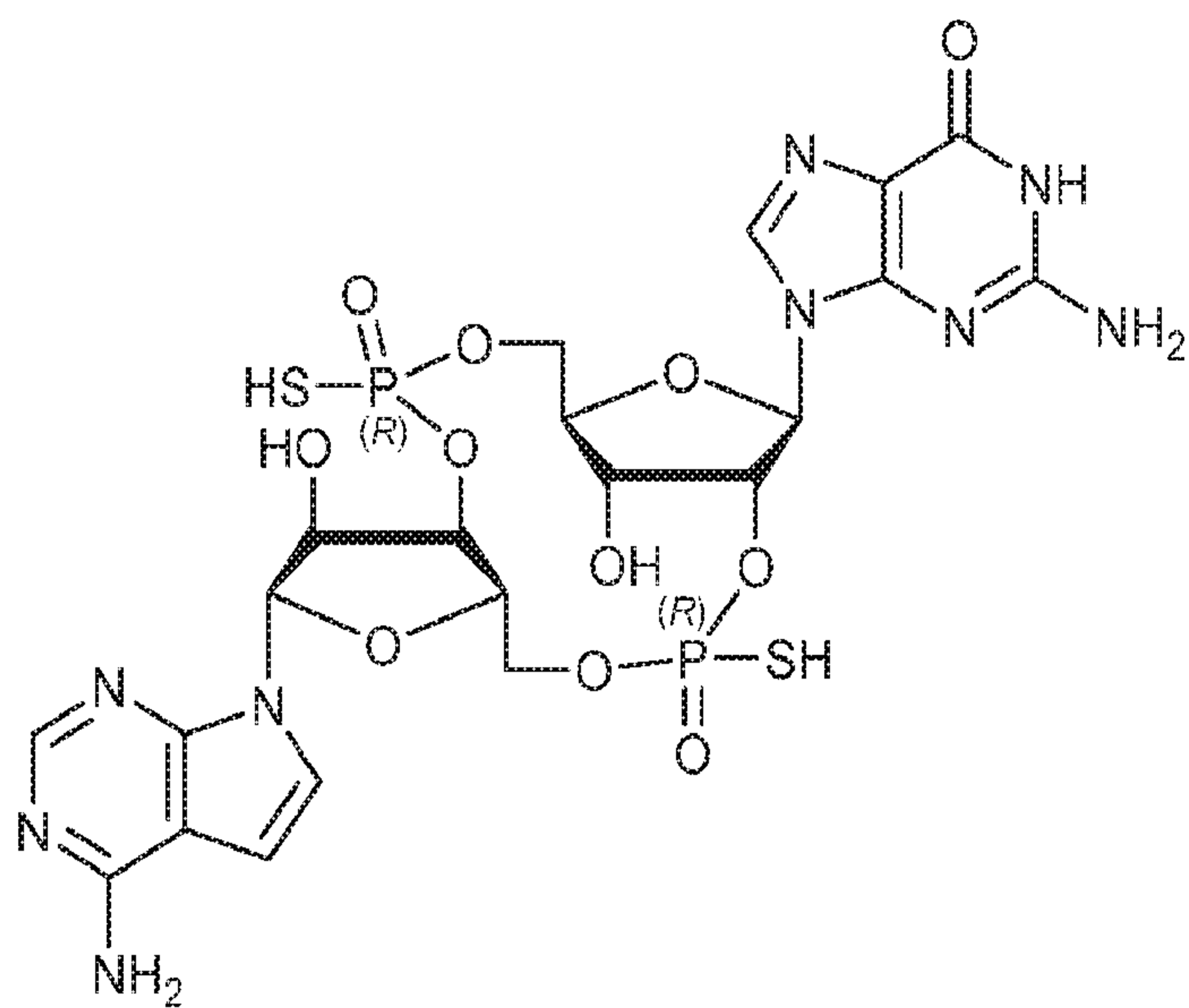


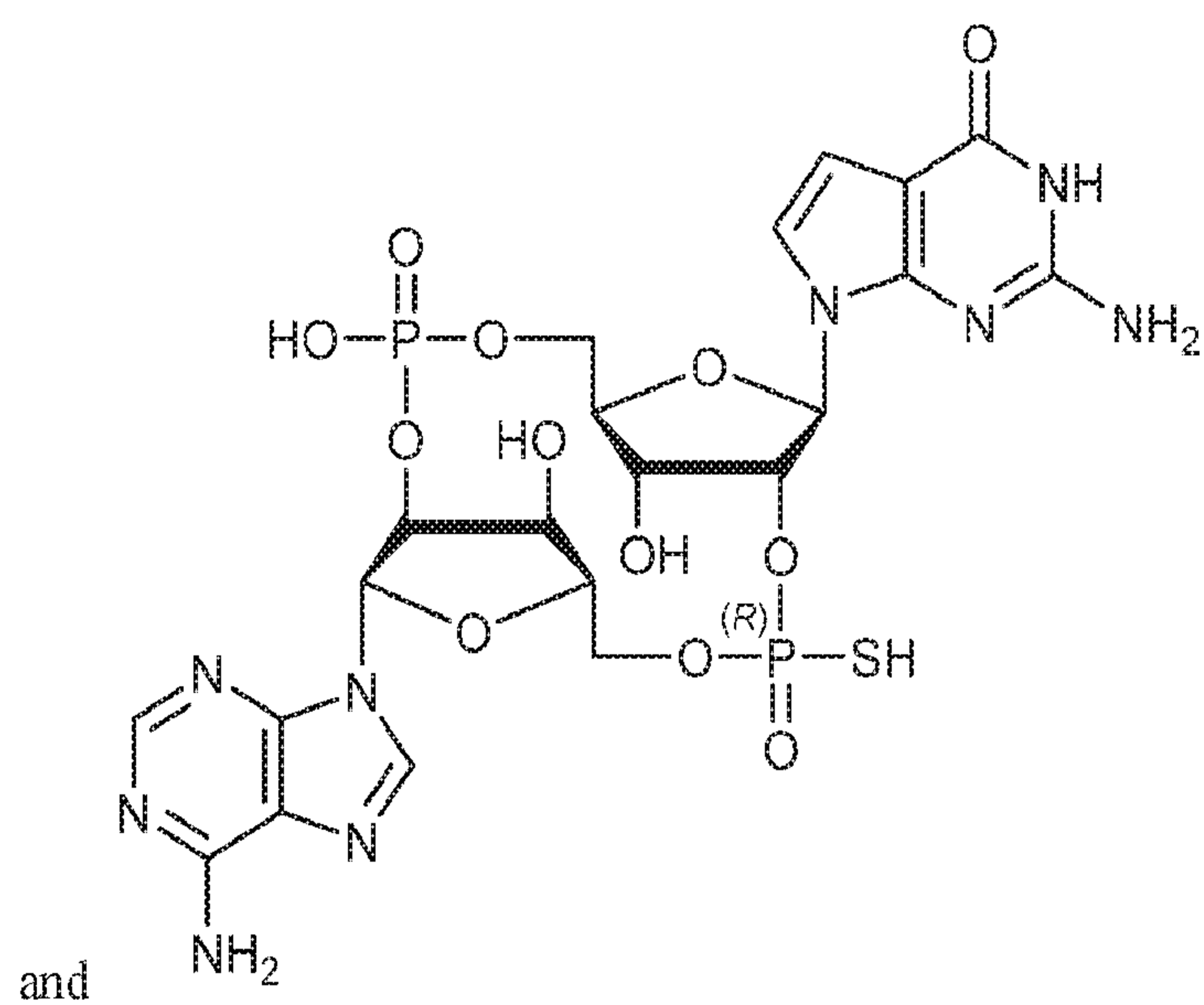
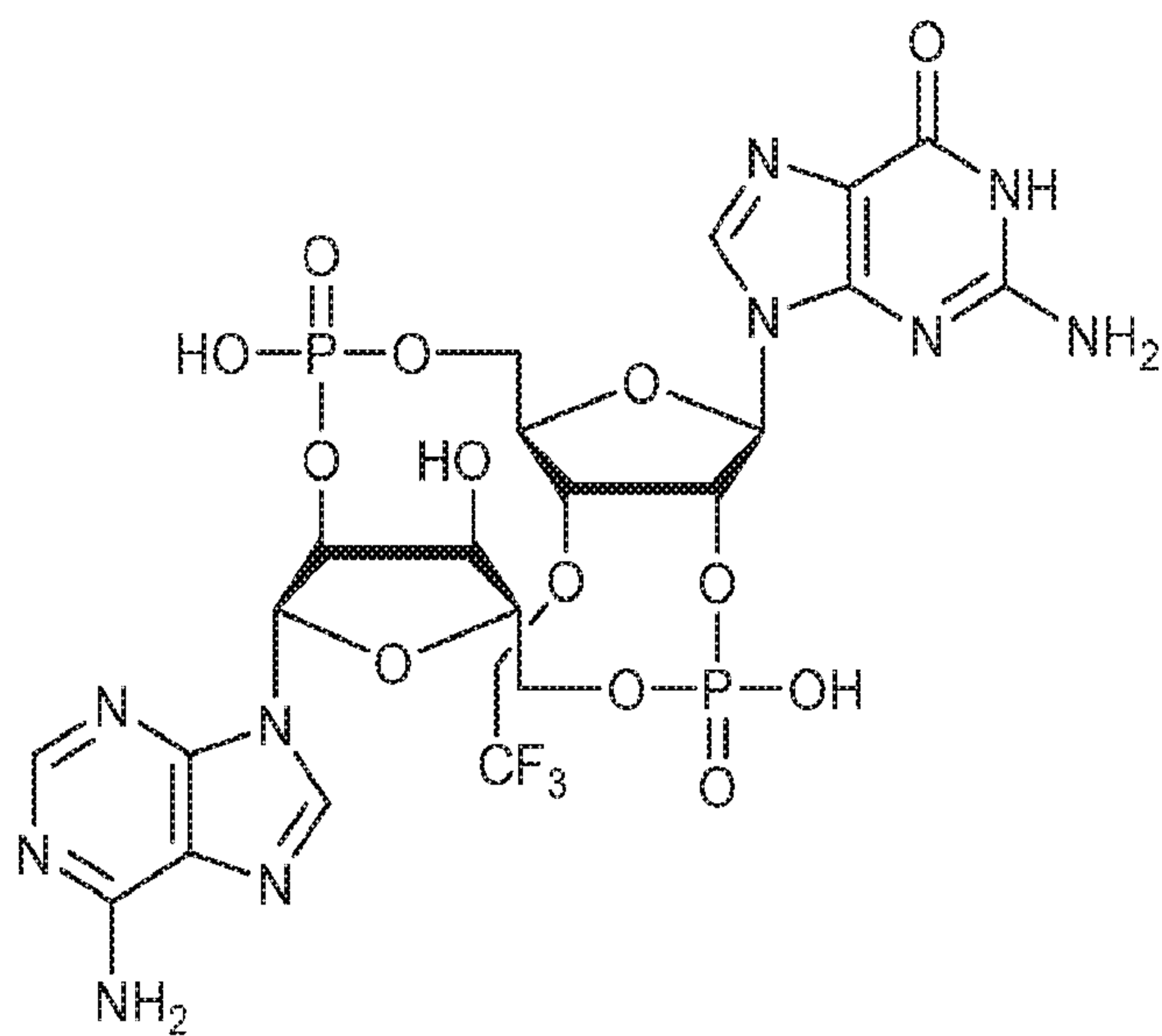




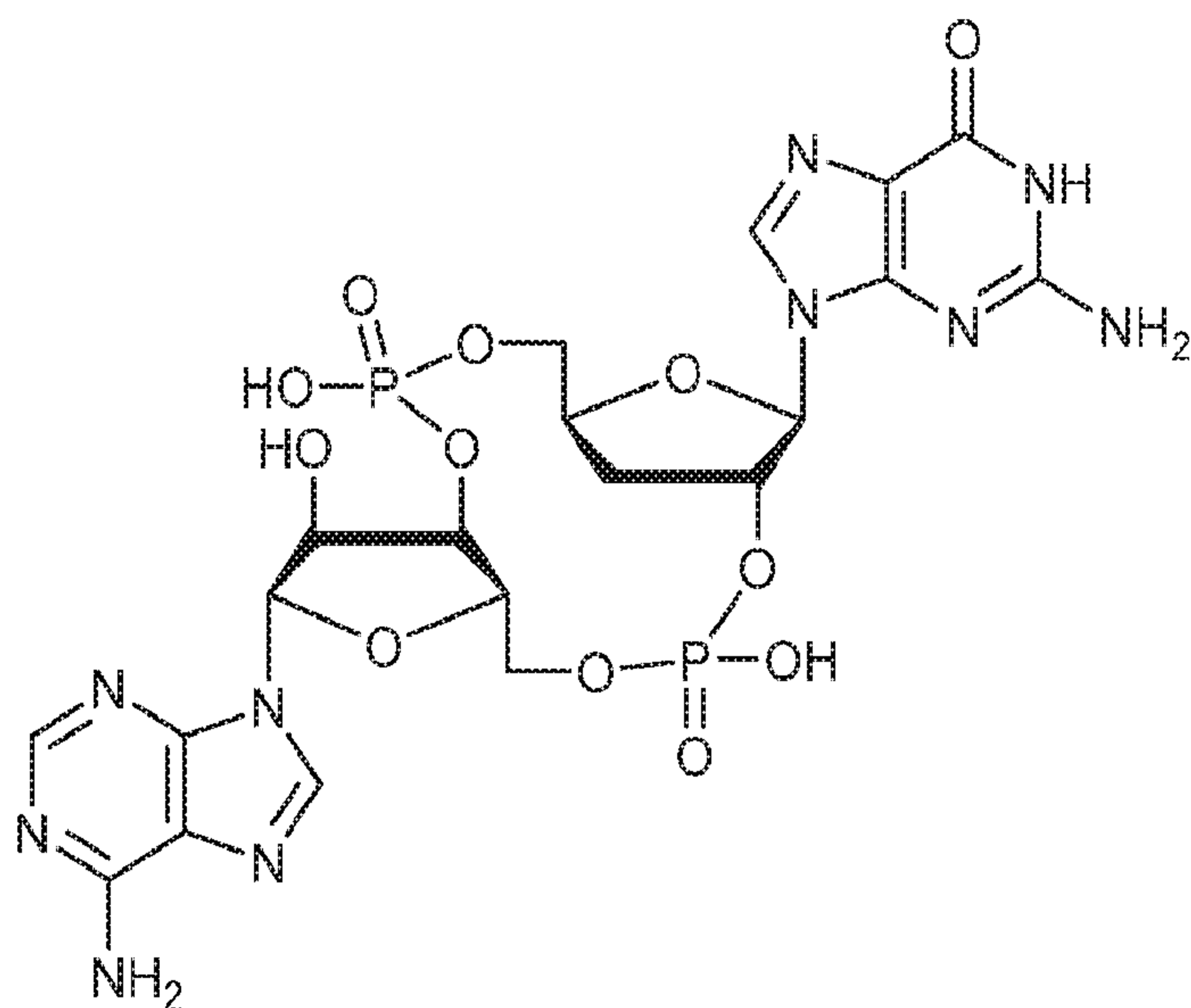




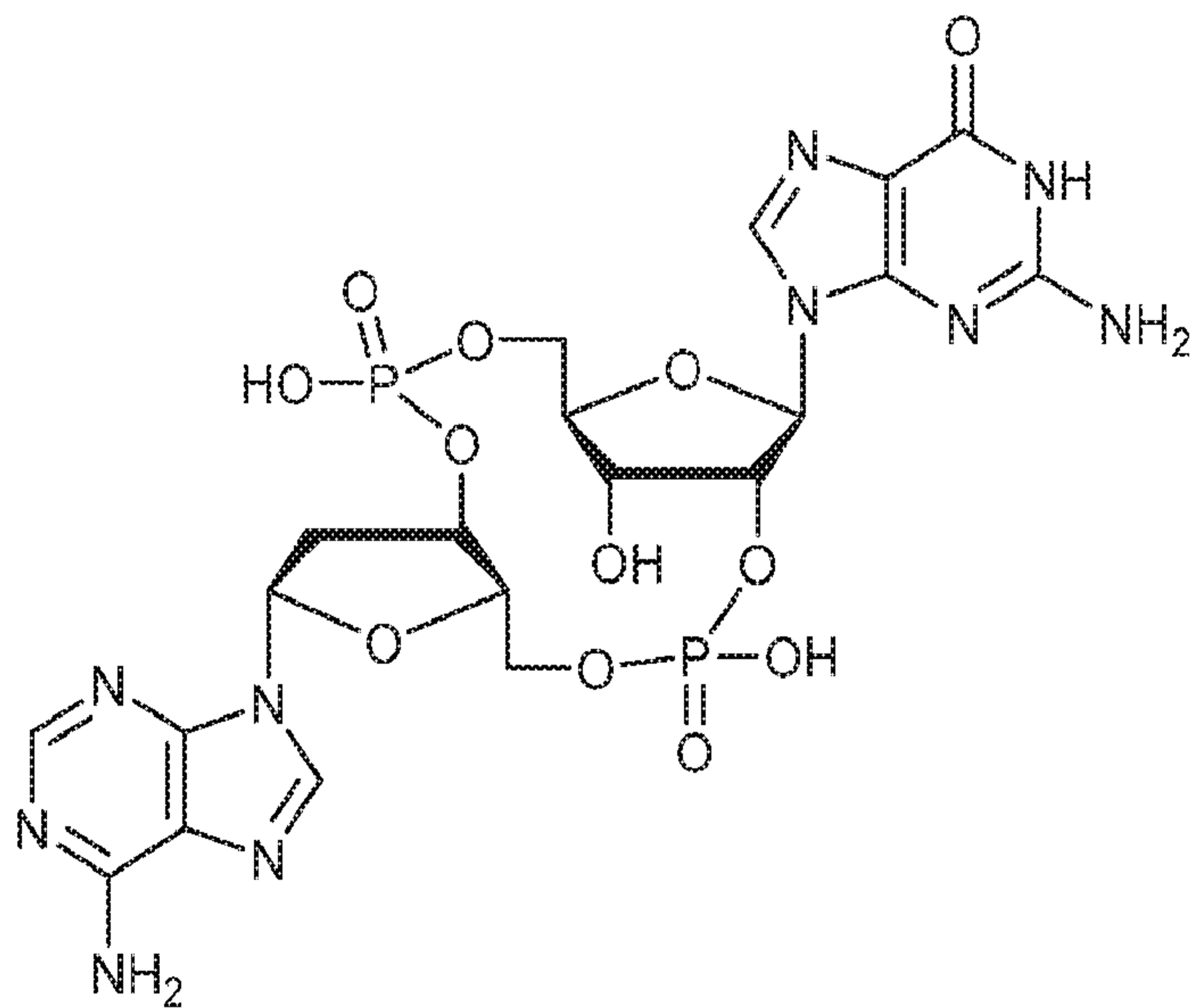




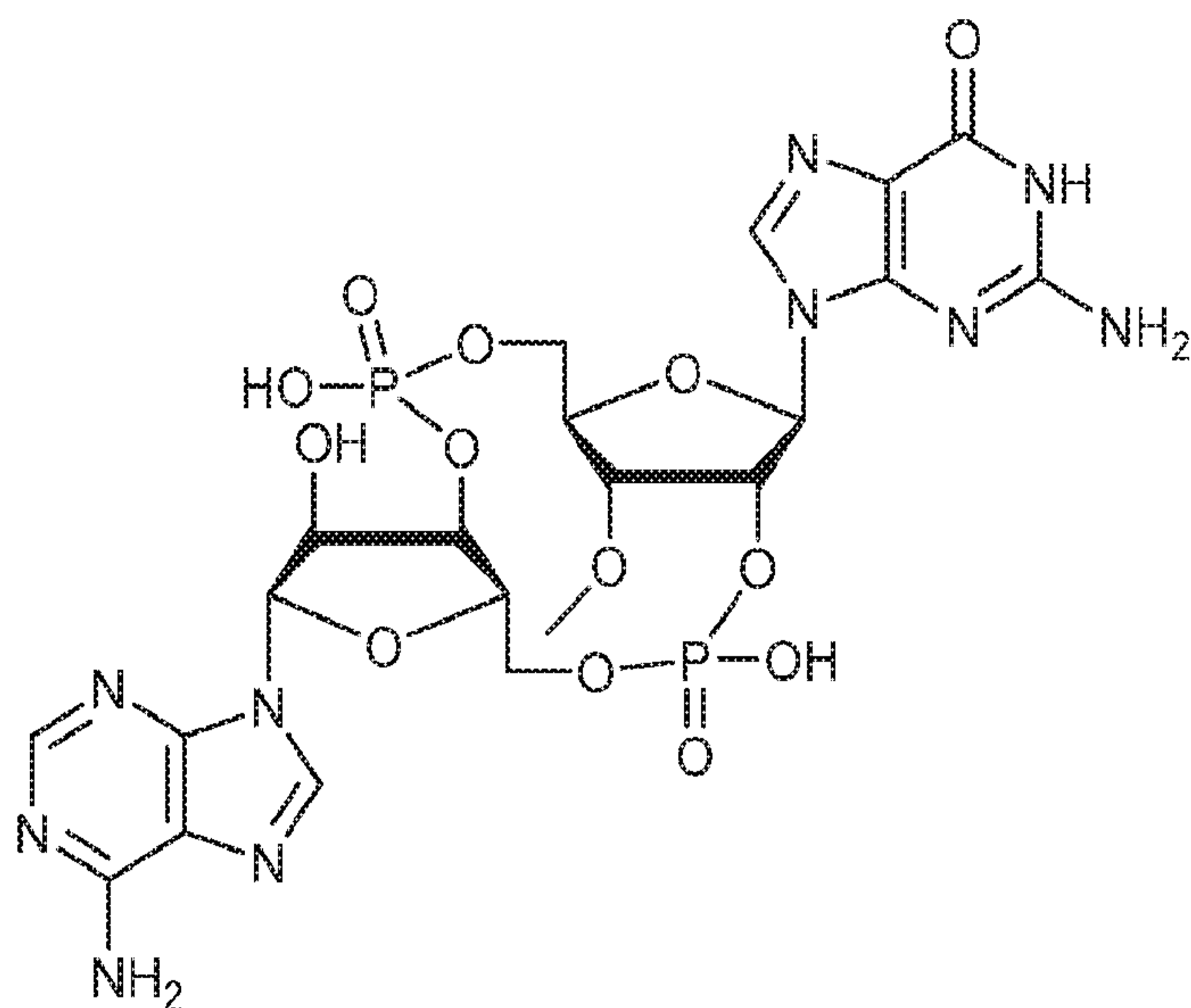
12. A compound according to the formula:



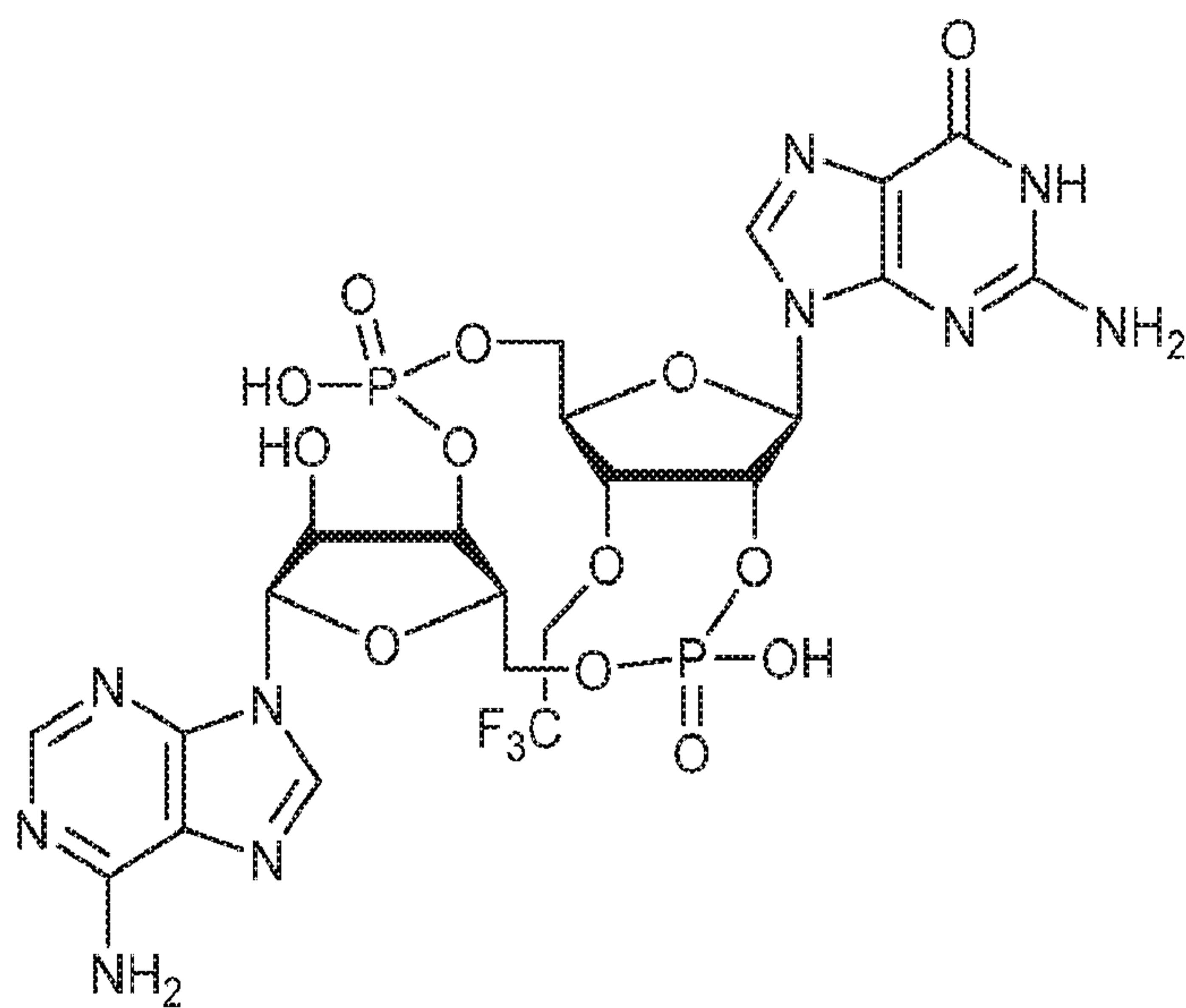
13. A compound according to the formula:



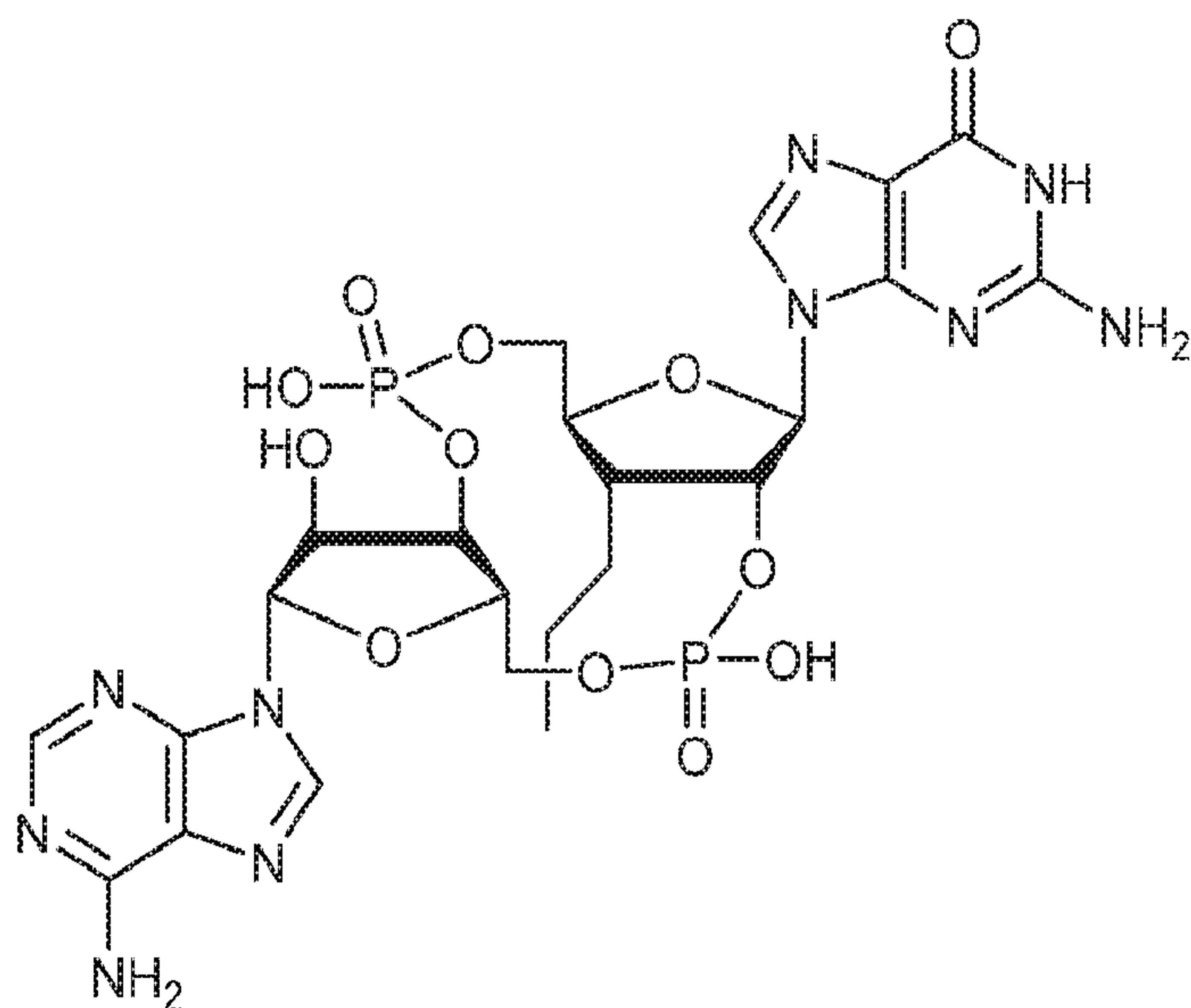
14. A compound according to the formula:



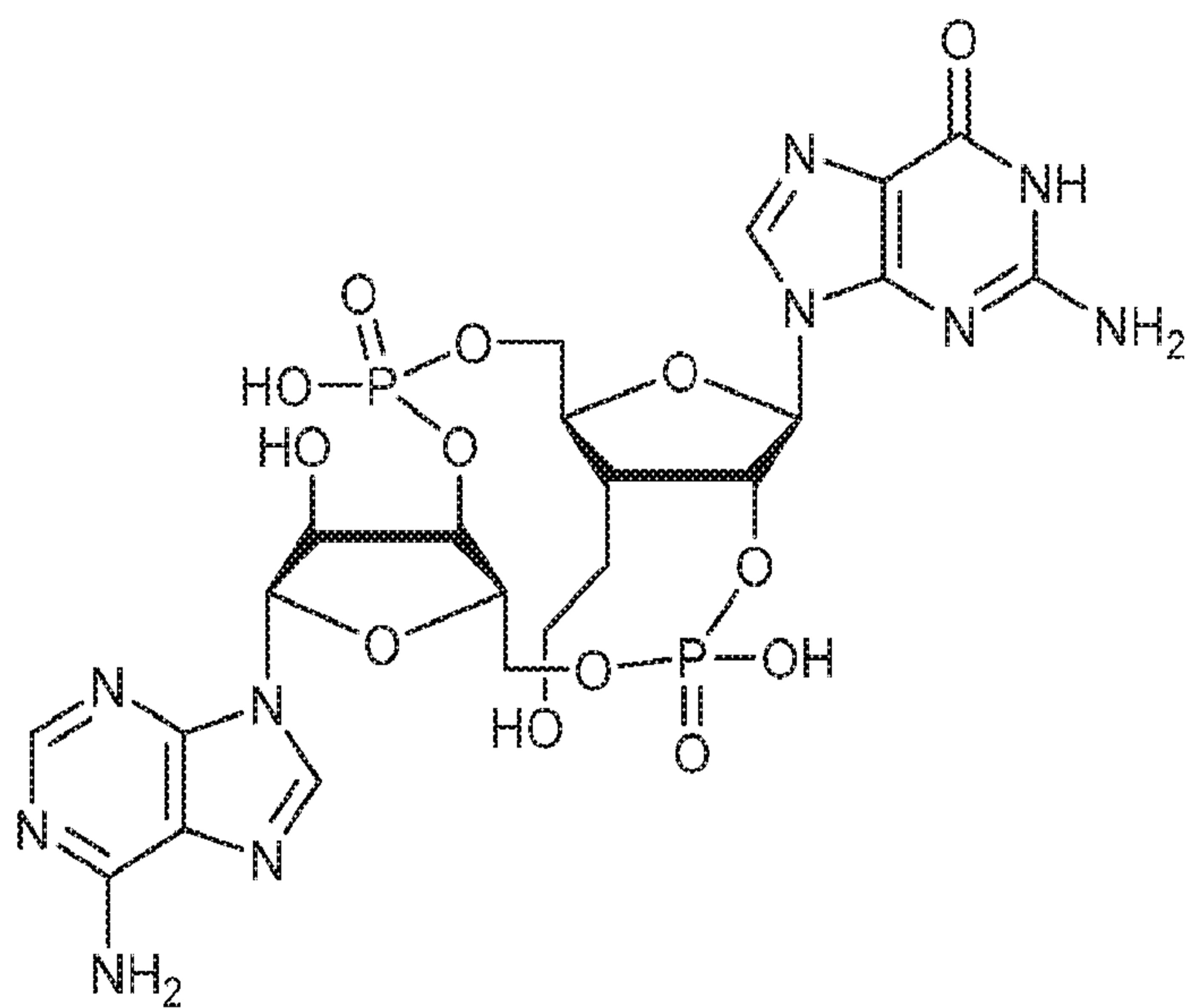
15. A compound according to the formula:



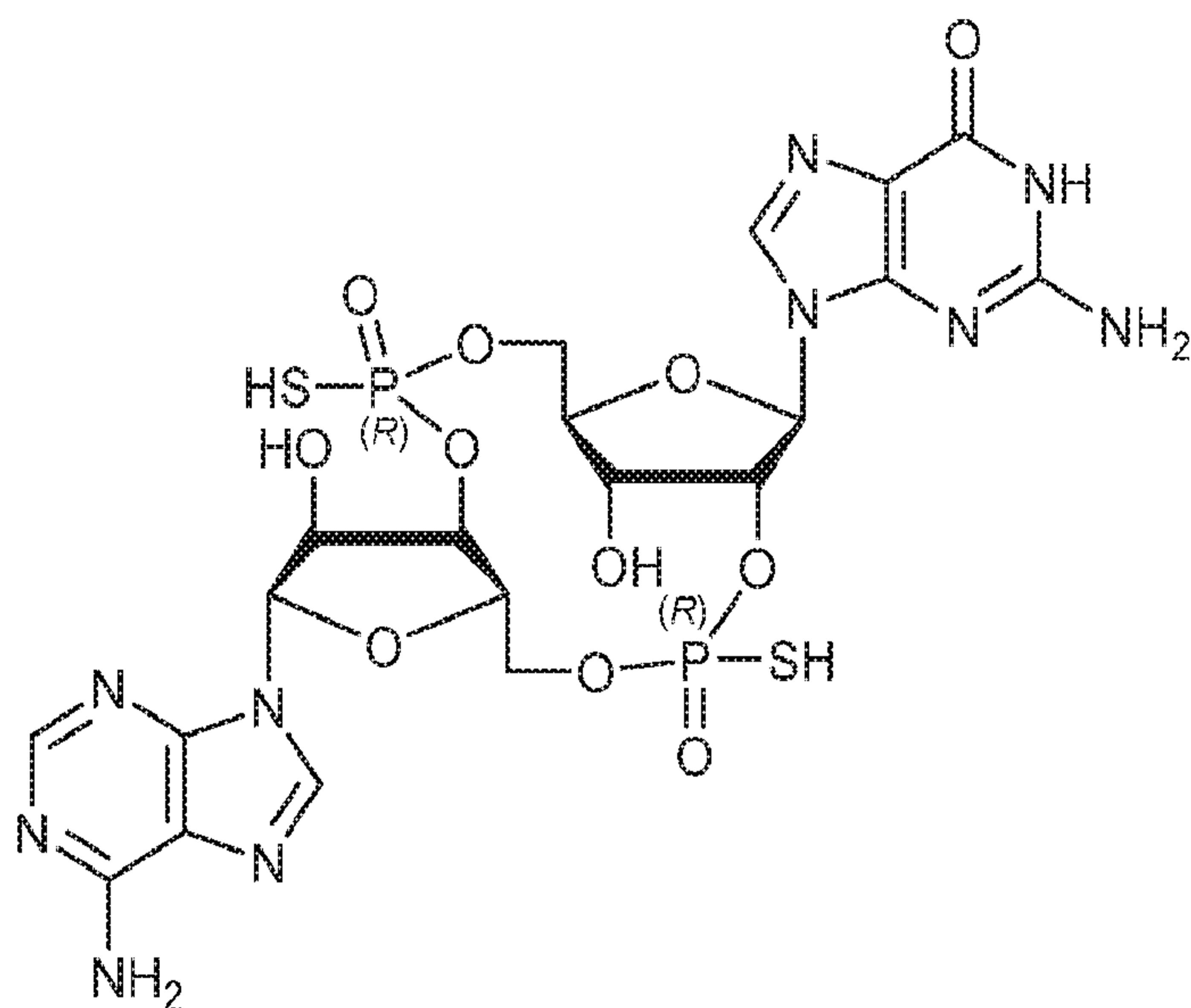
16. A compound according to the formula:



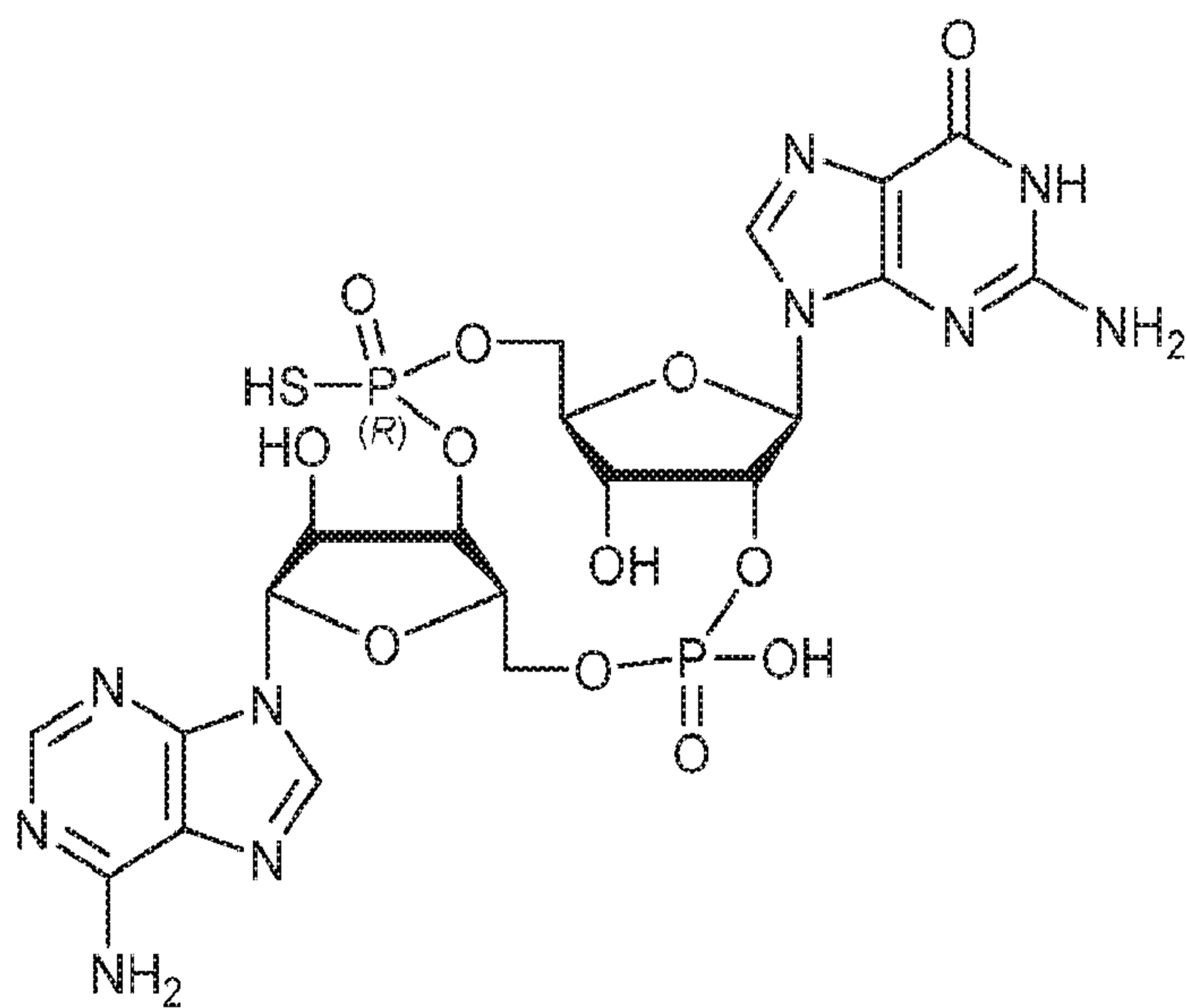
17. A compound according to the formula:



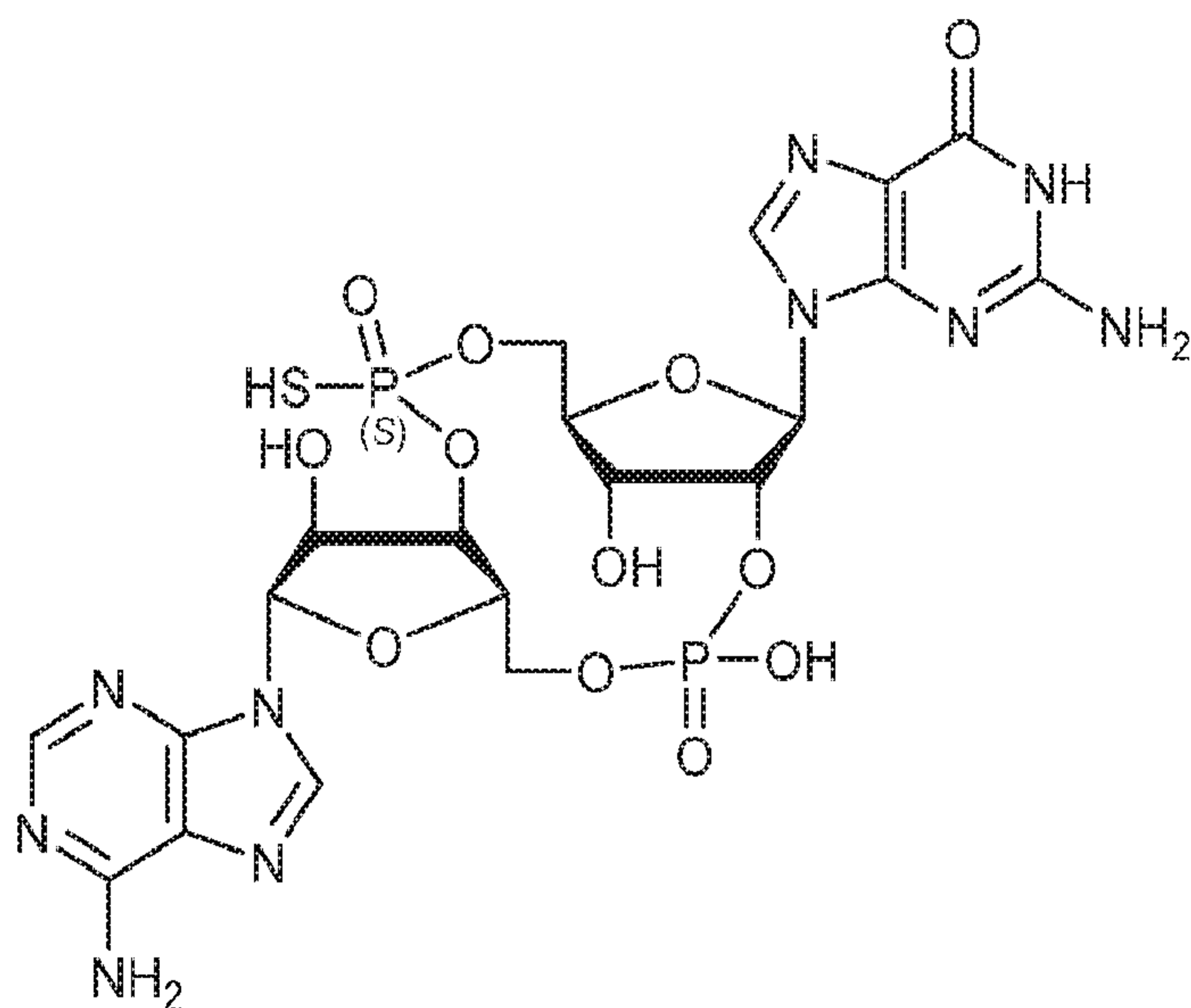
18. A compound according to the formula:



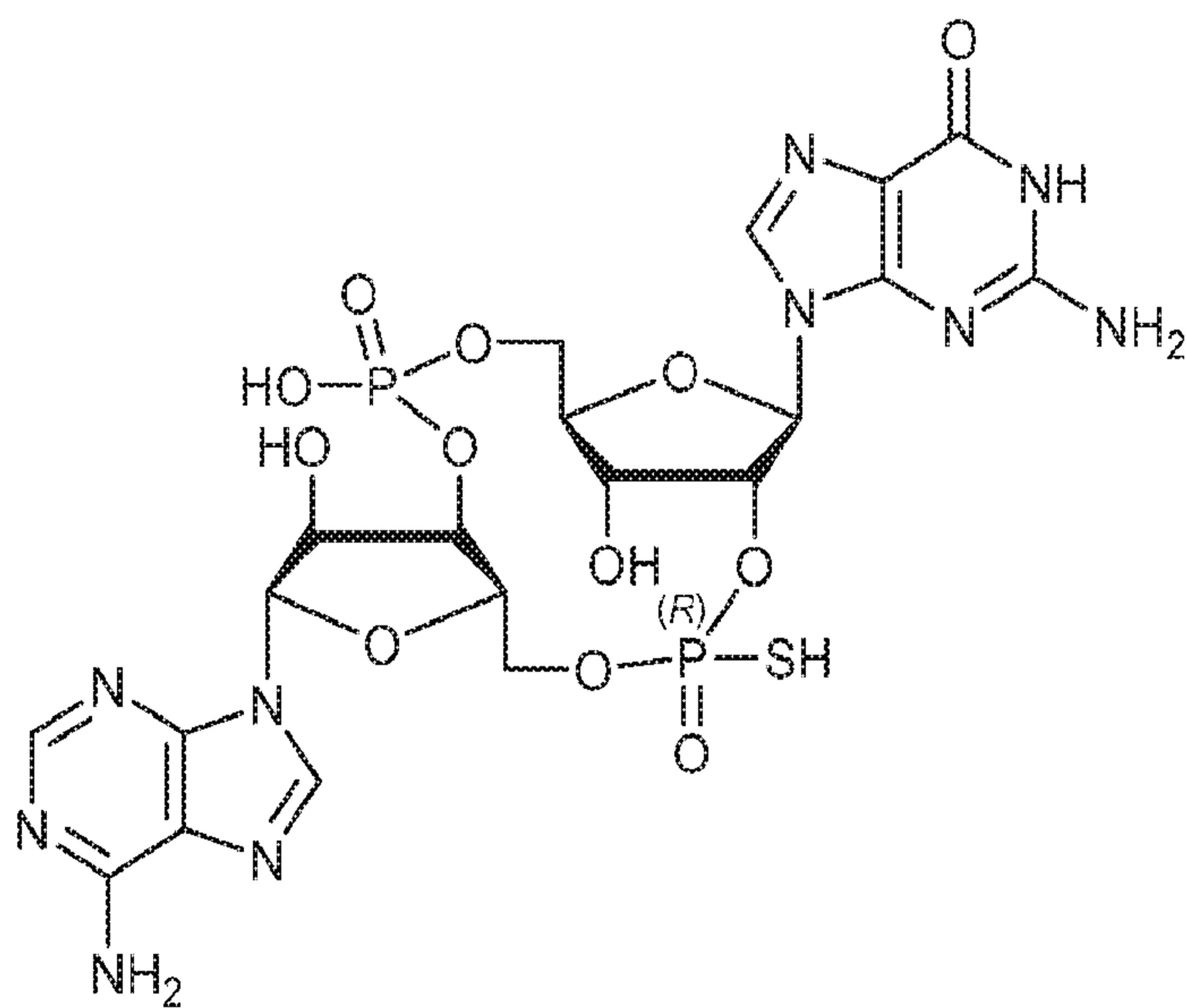
19. A compound according to the formula:



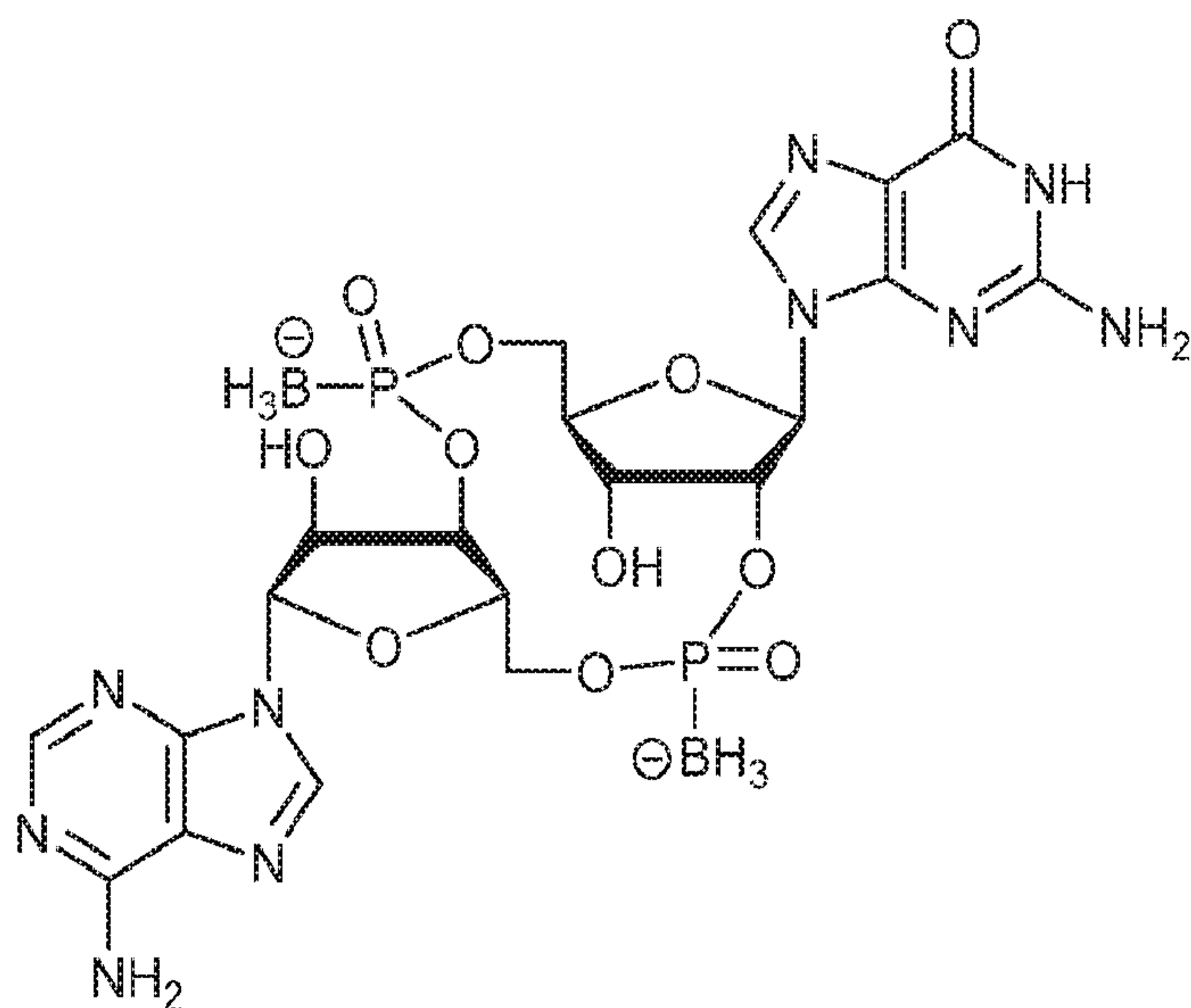
20. A compound according to the formula:



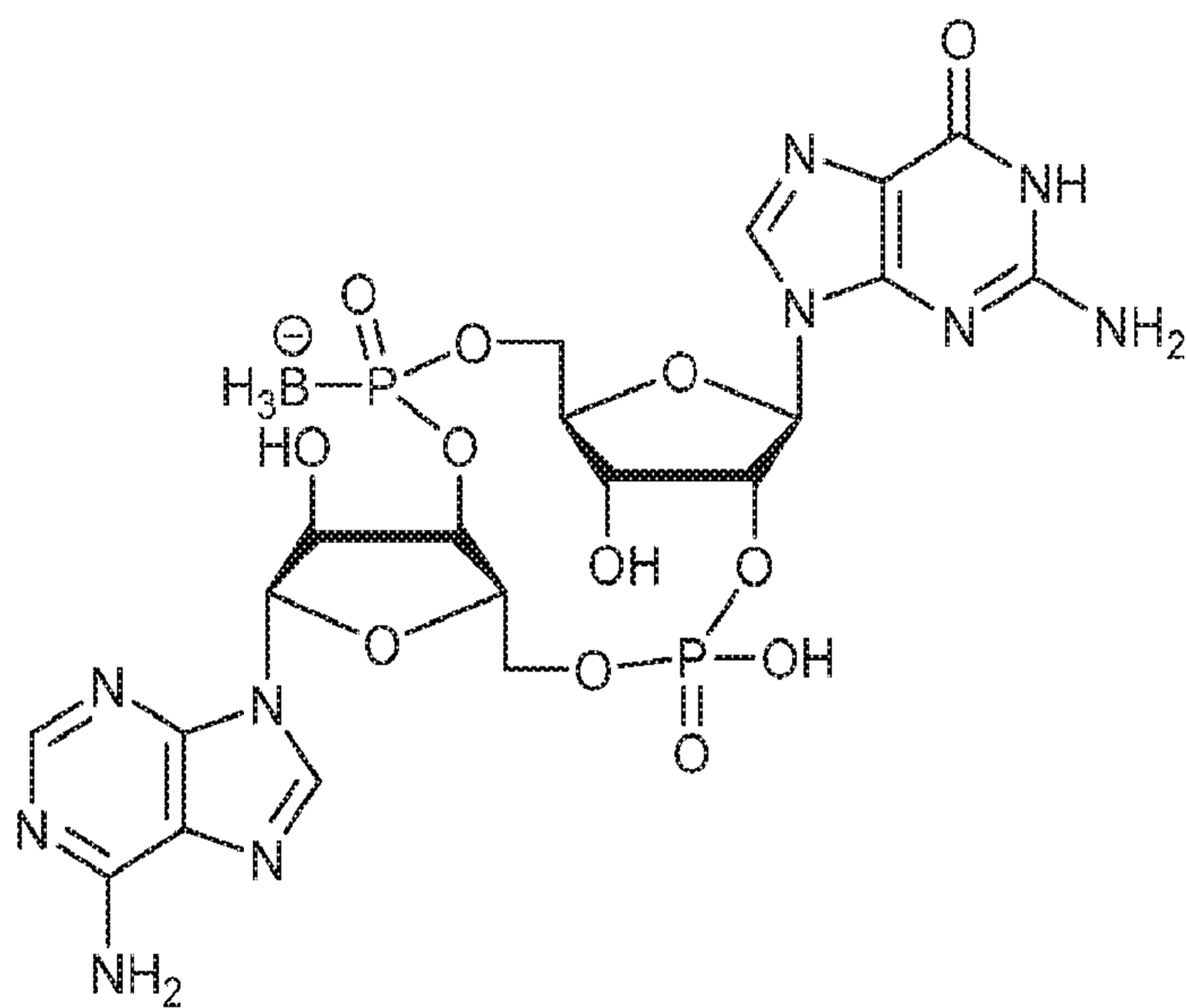
21. A compound according to the formula:



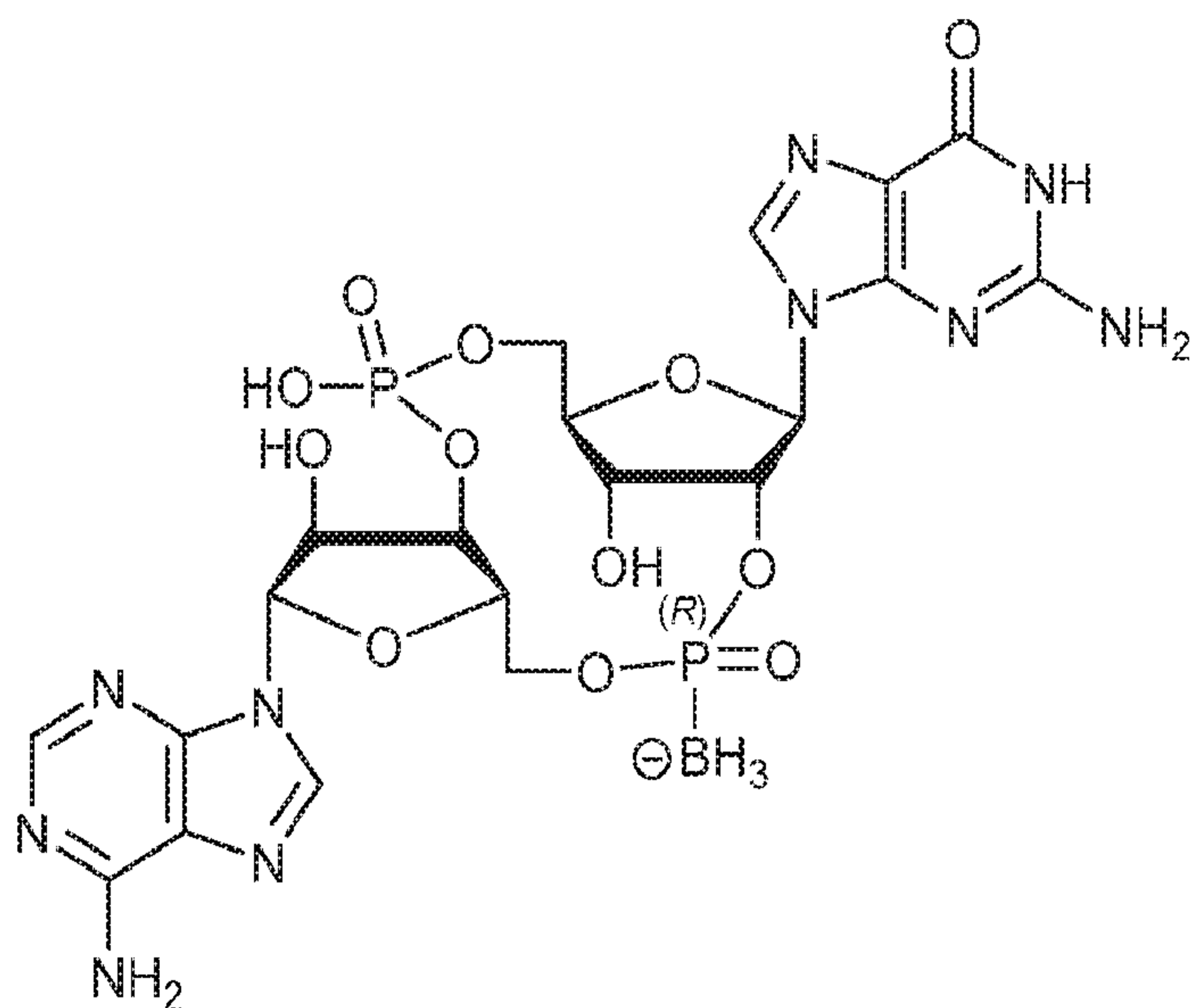
22. A compound according to the formula:



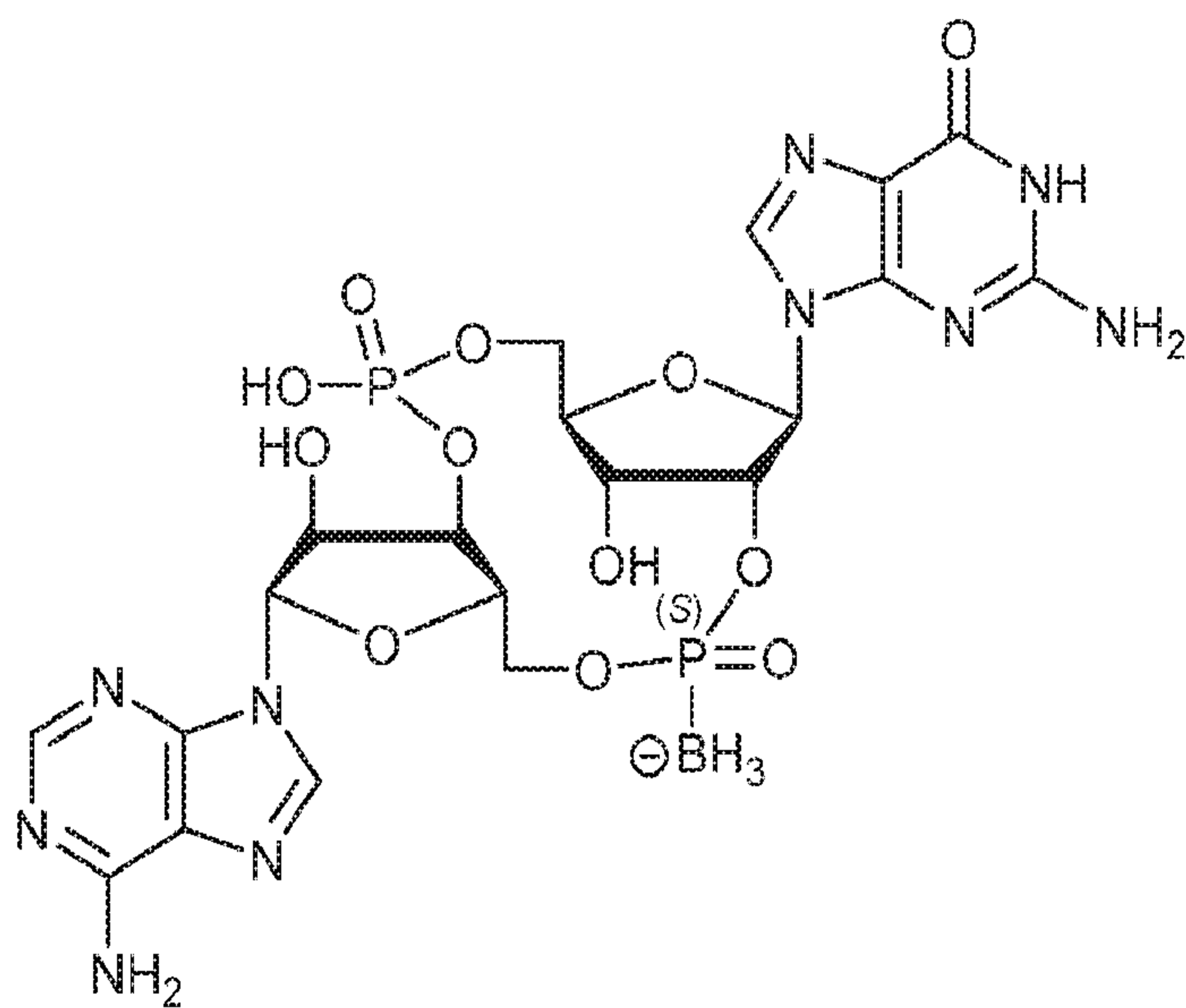
23. A compound according to the formula:



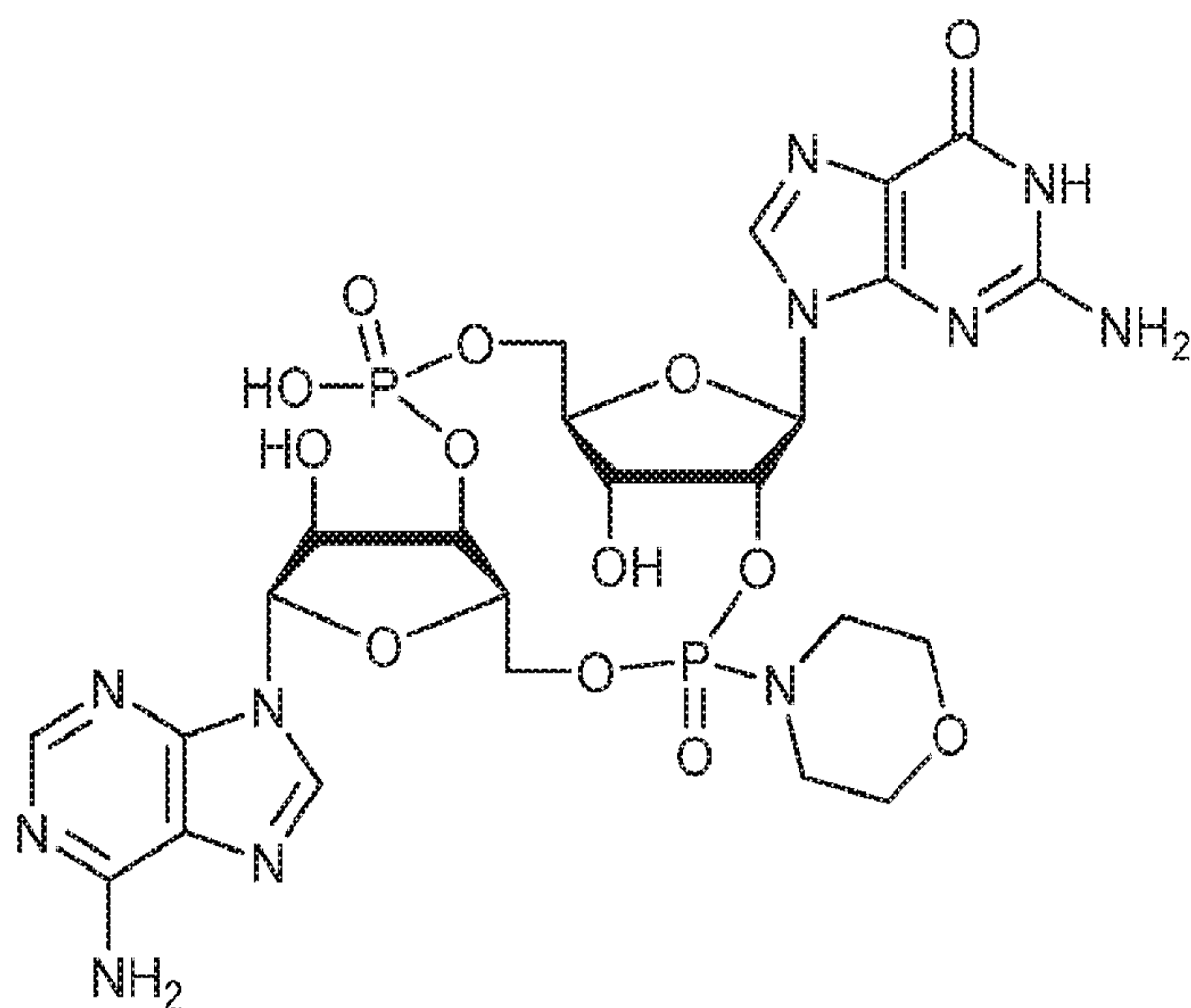
24. A compound according to the formula:



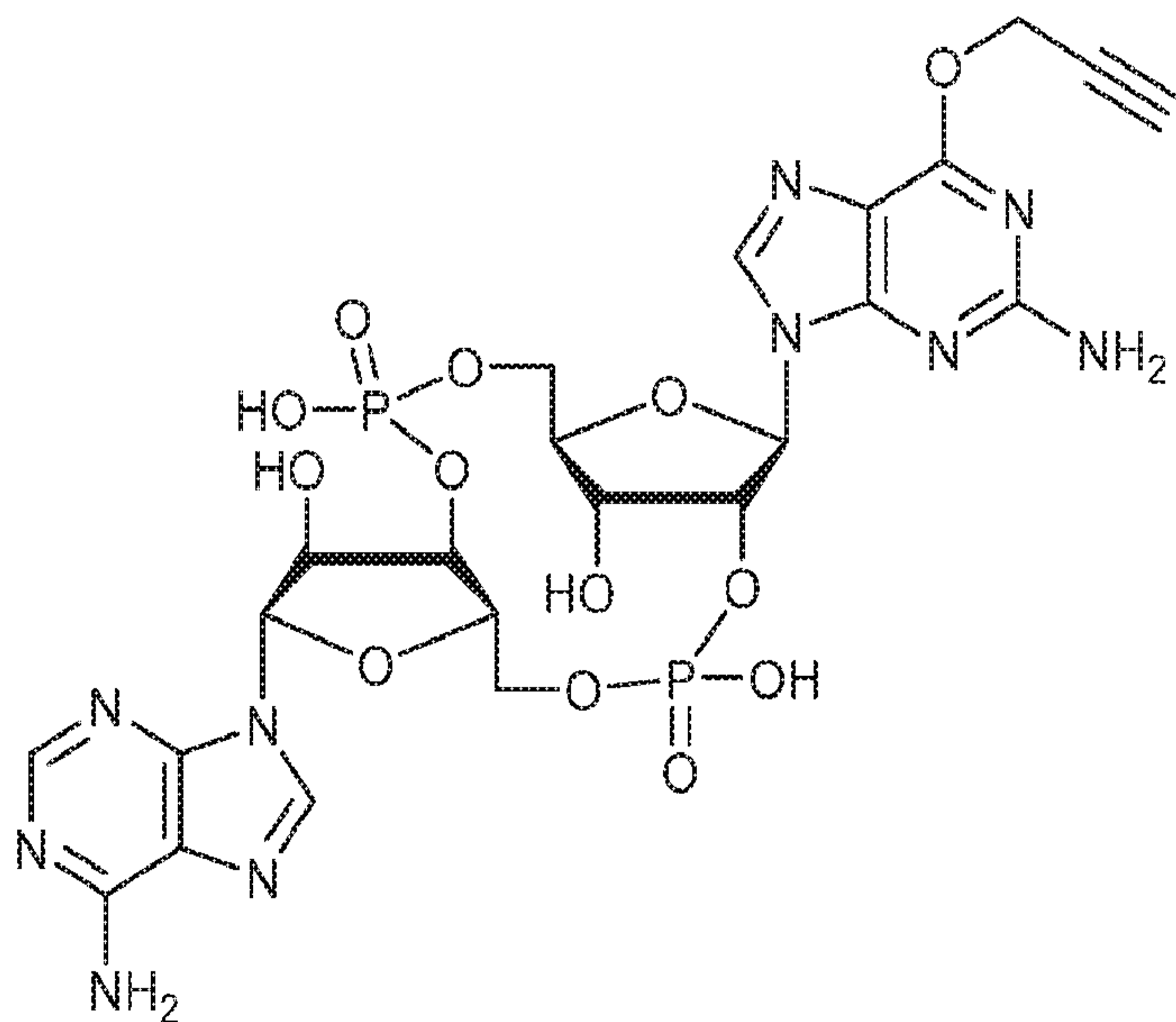
25. A compound according to the formula:



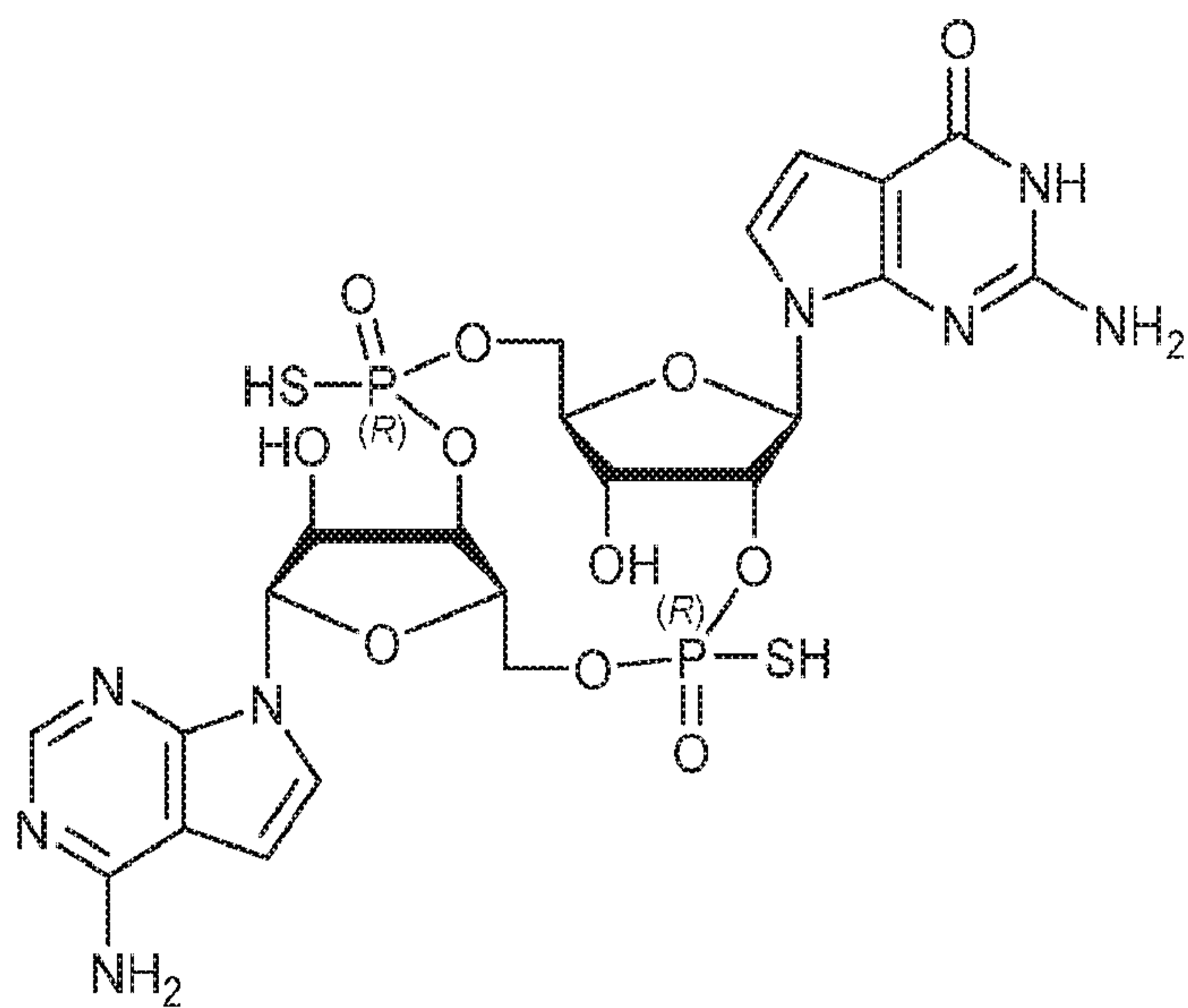
26. A compound according to the formula:



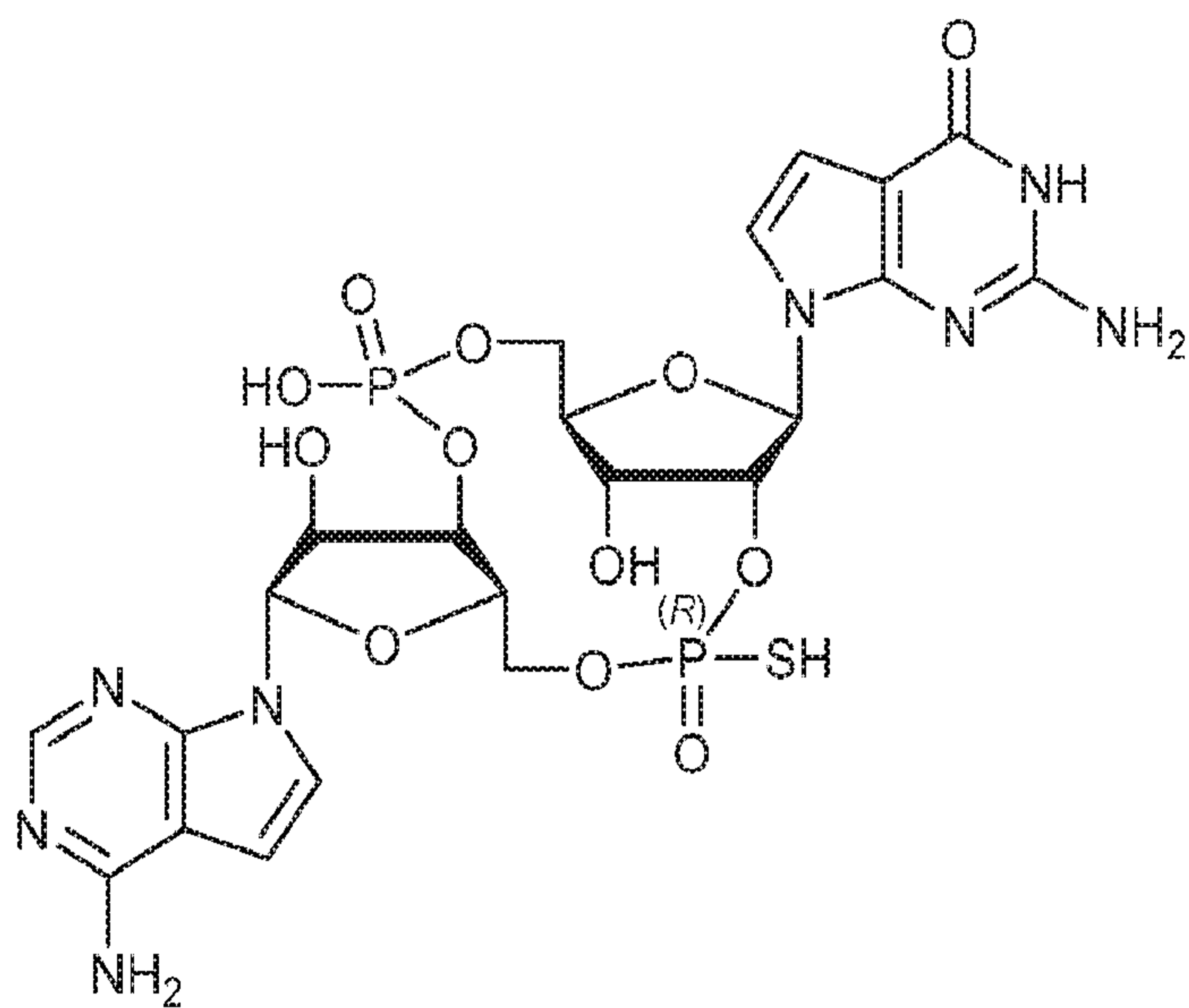
27. A compound according to the formula:



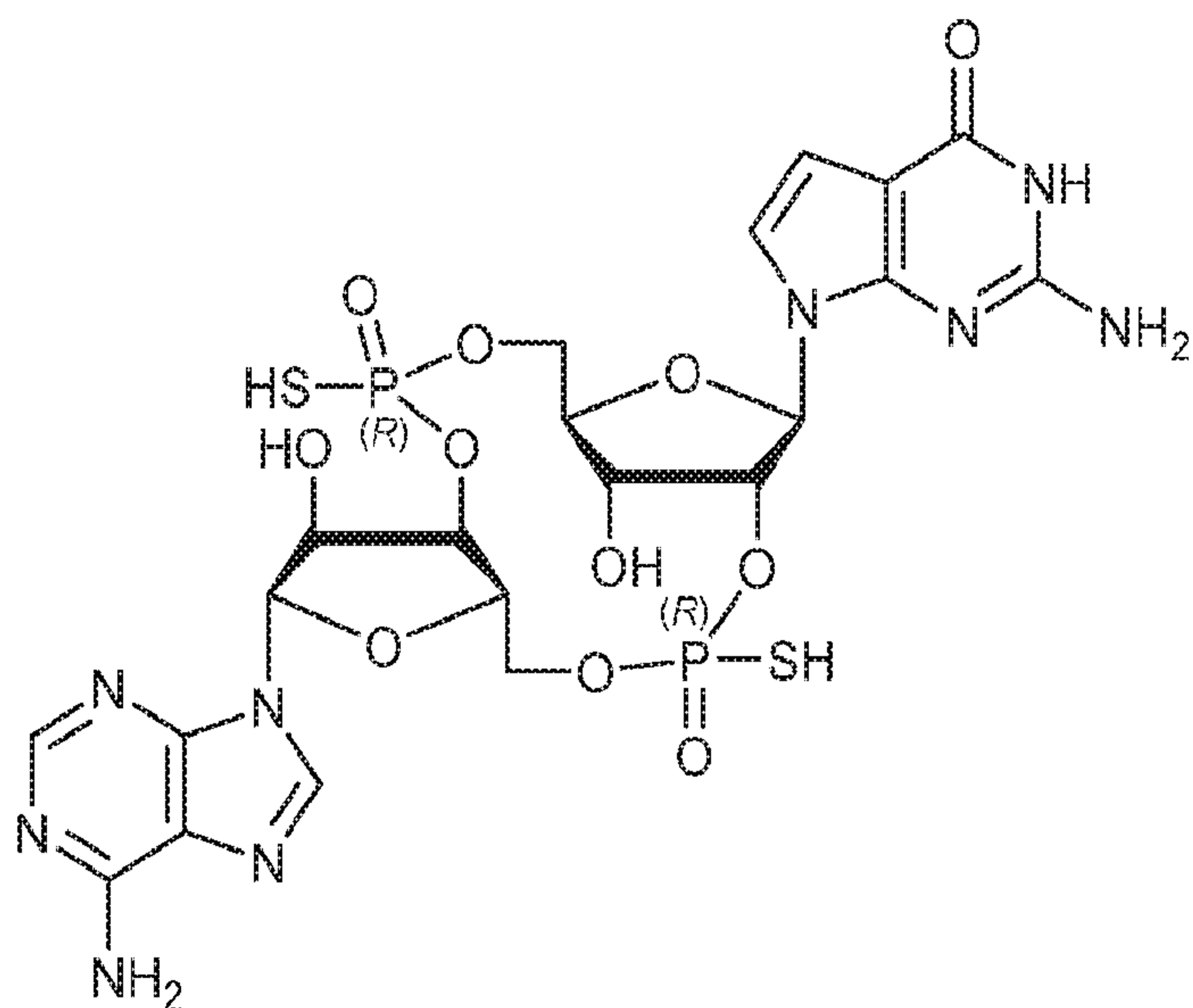
28. A compound according to the formula:



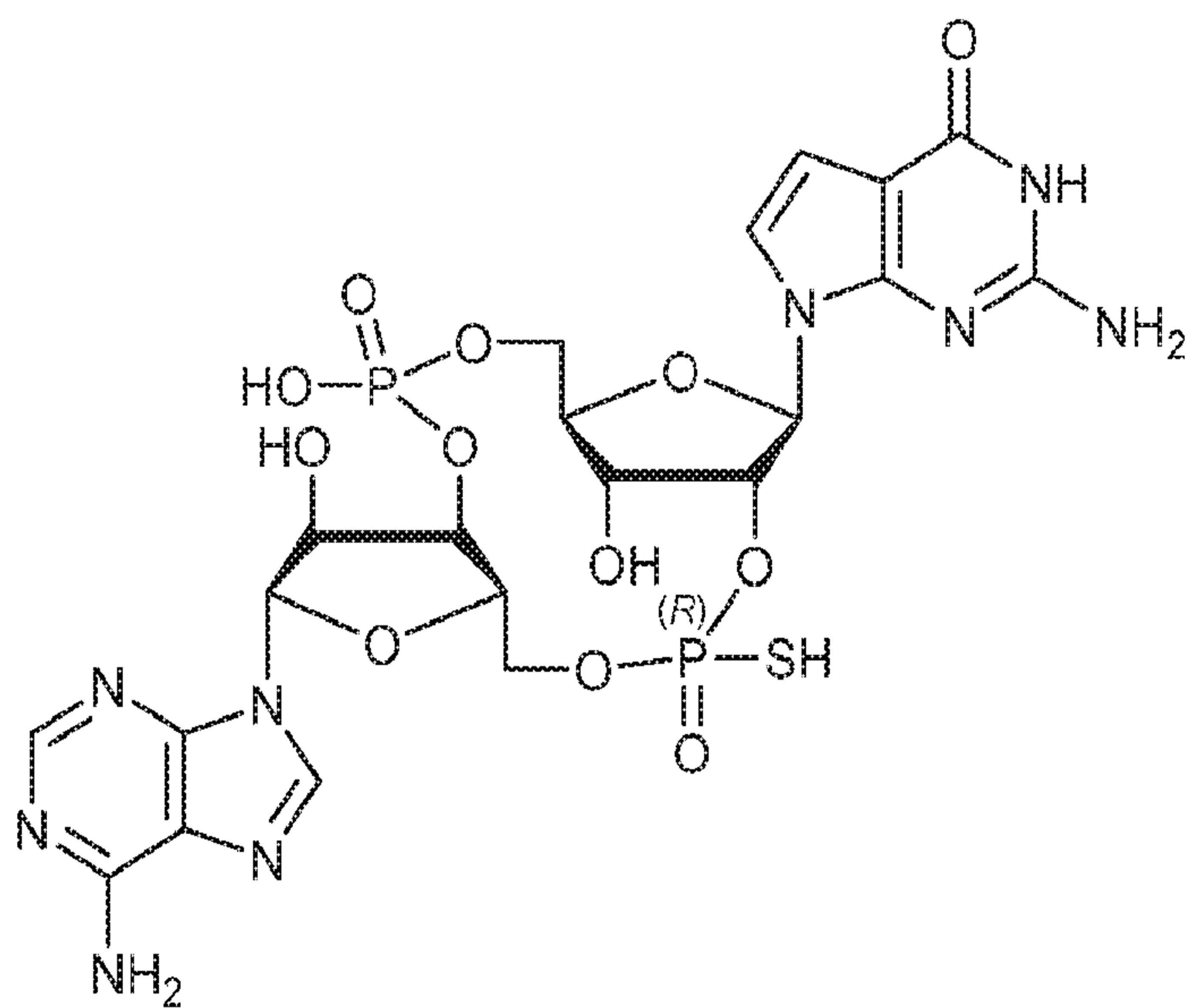
29. A compound according to the formula:



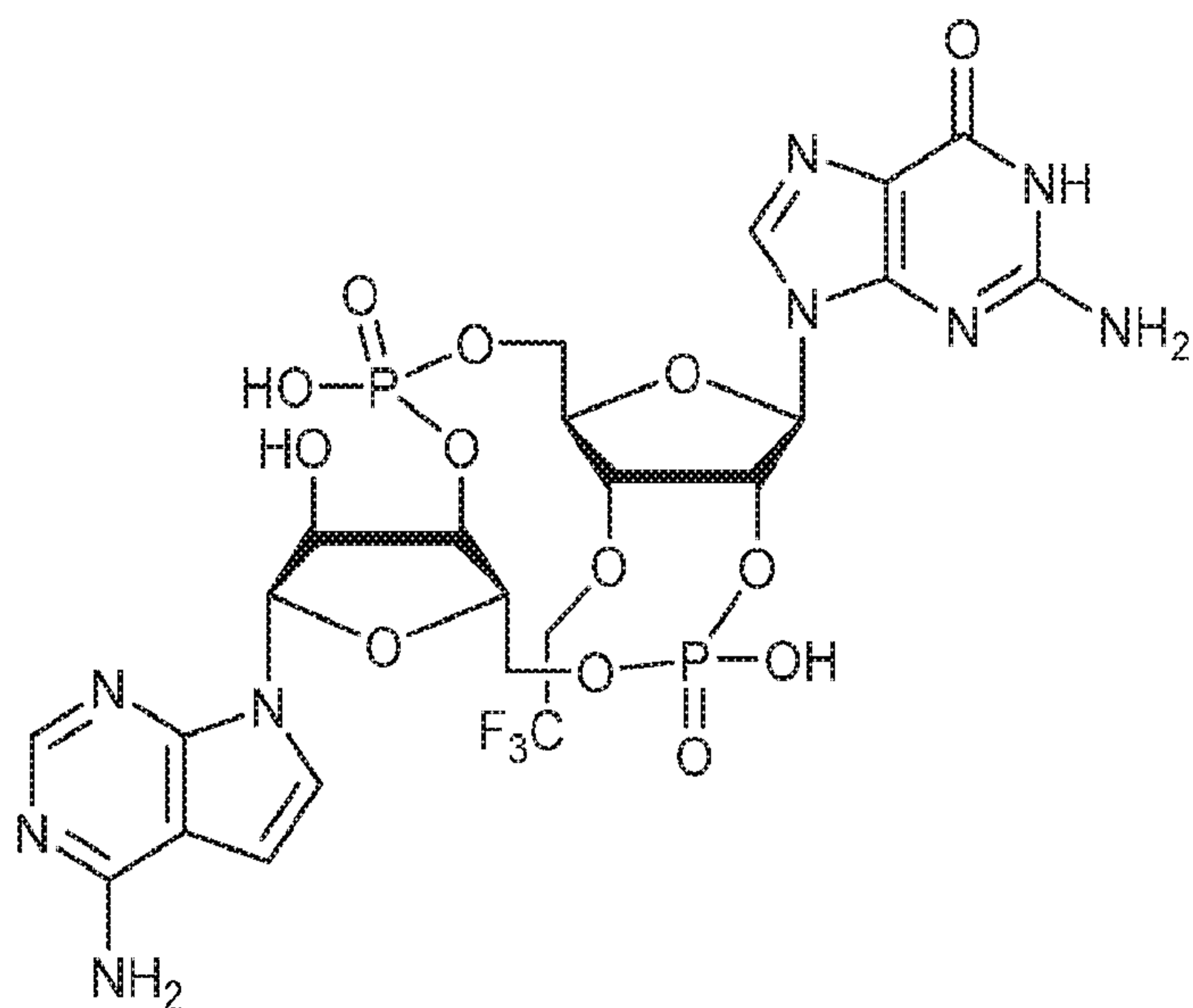
30. A compound according to the formula:



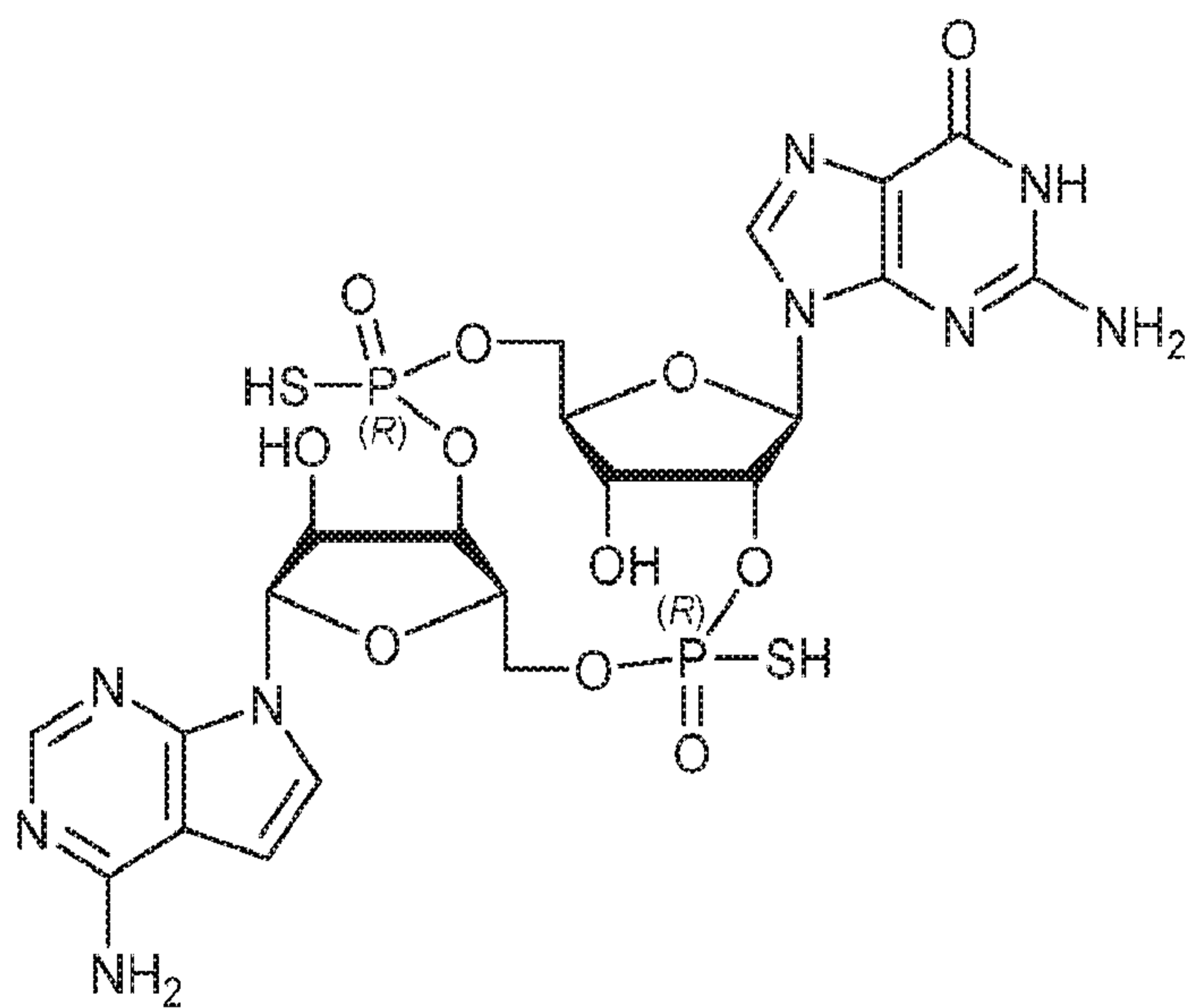
31. A compound according to the formula:



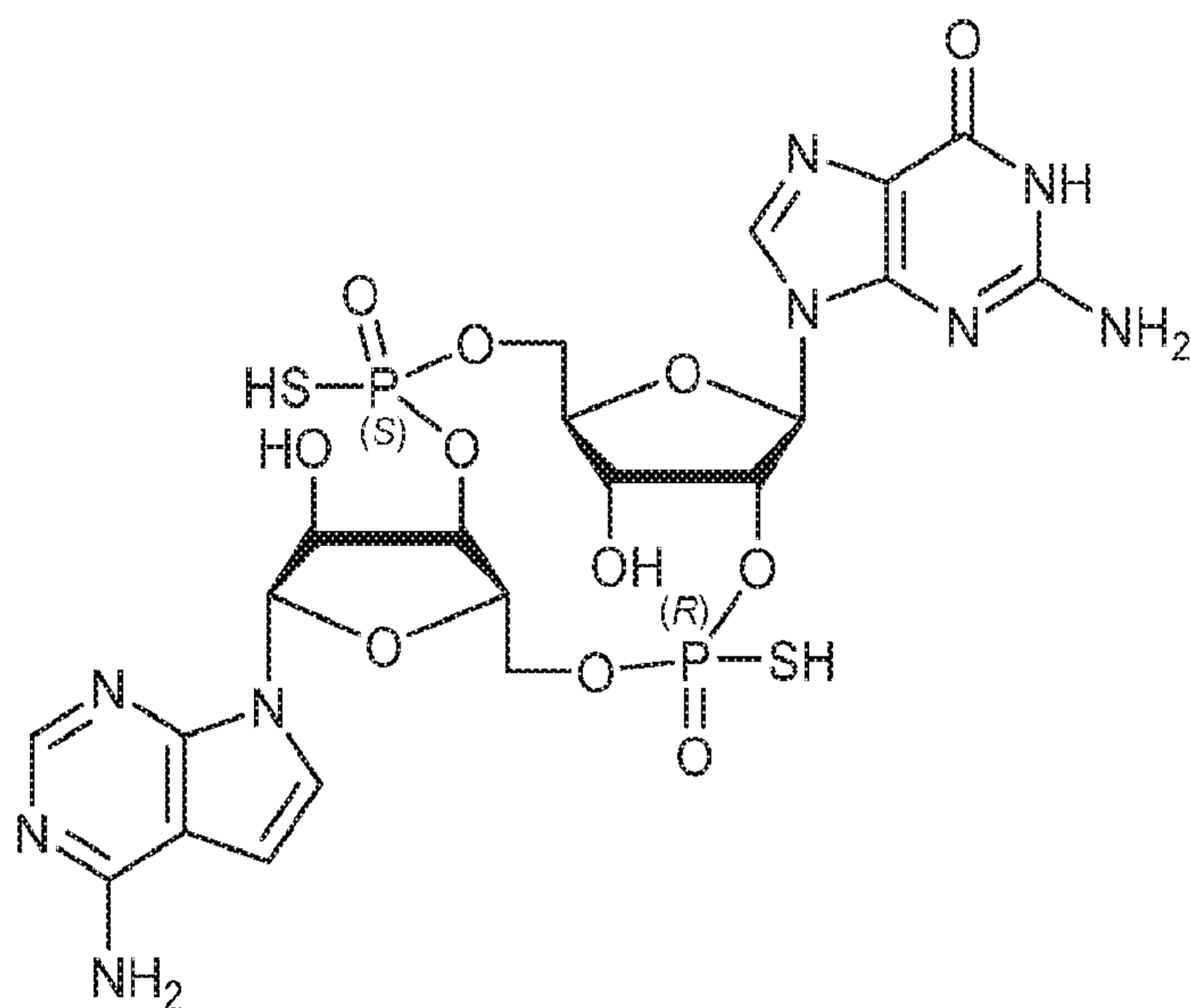
32. A compound according to the formula:



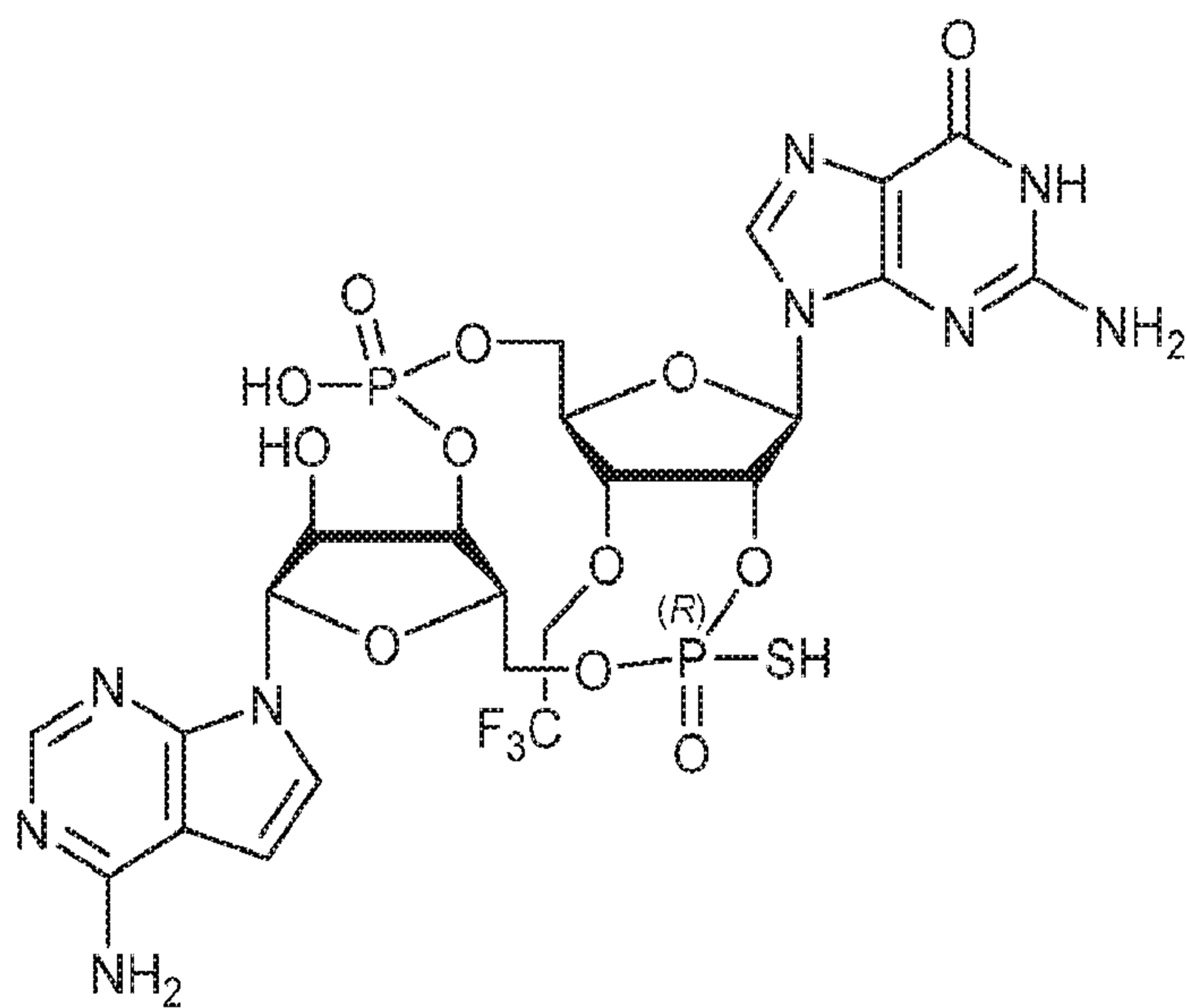
33. A compound according to the formula:



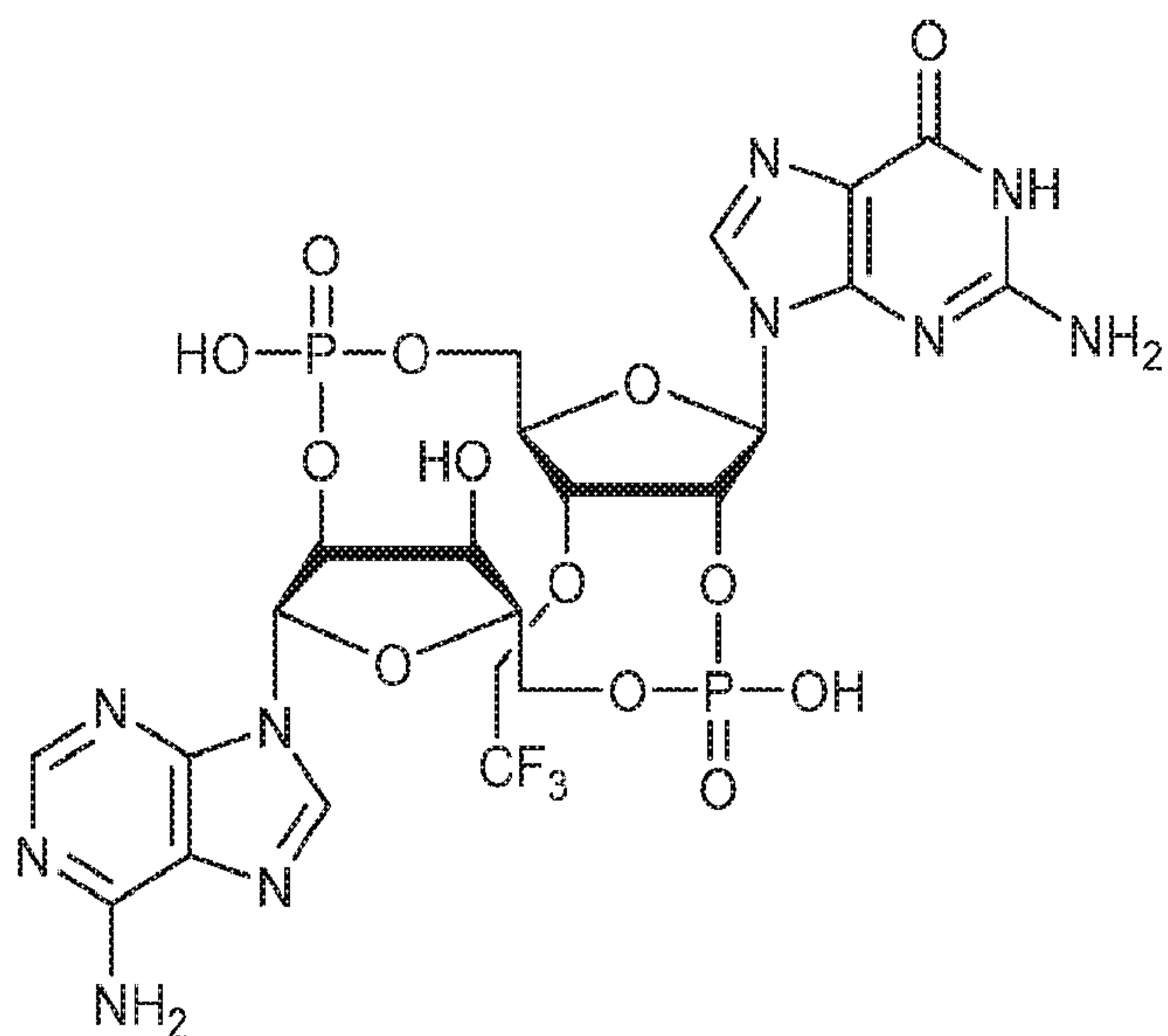
34. A compound according to the formula:



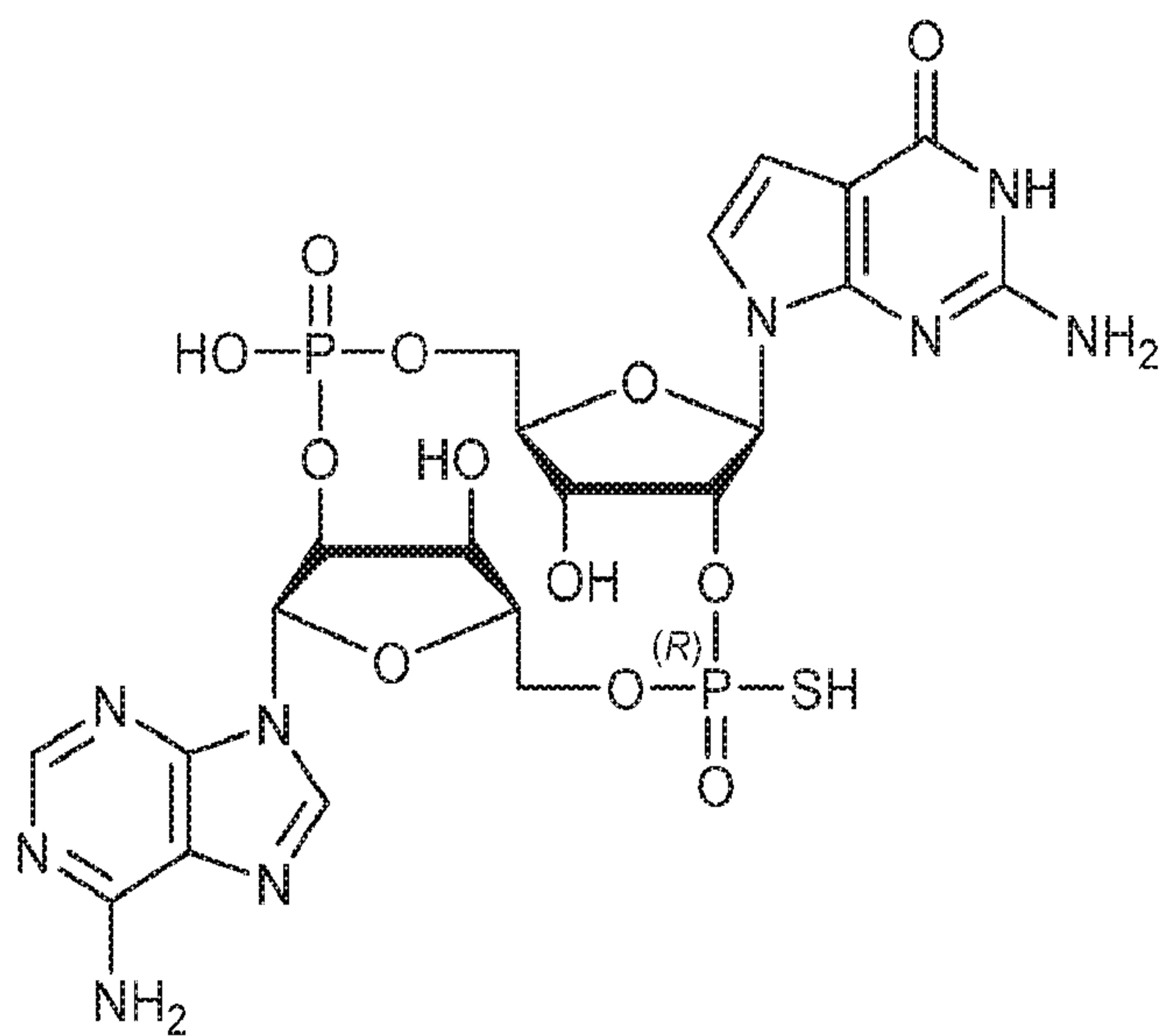
35. A compound according to the formula:



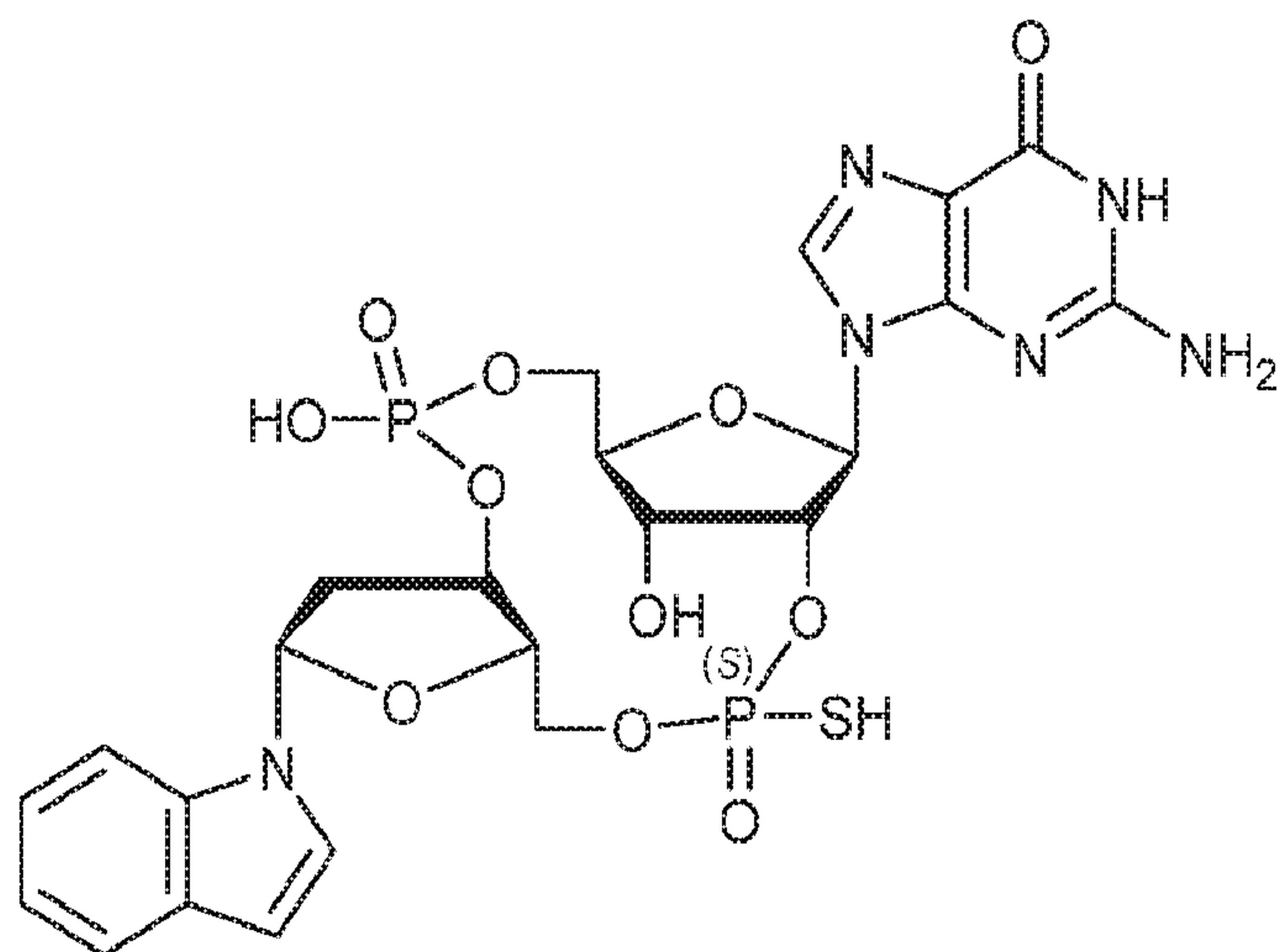
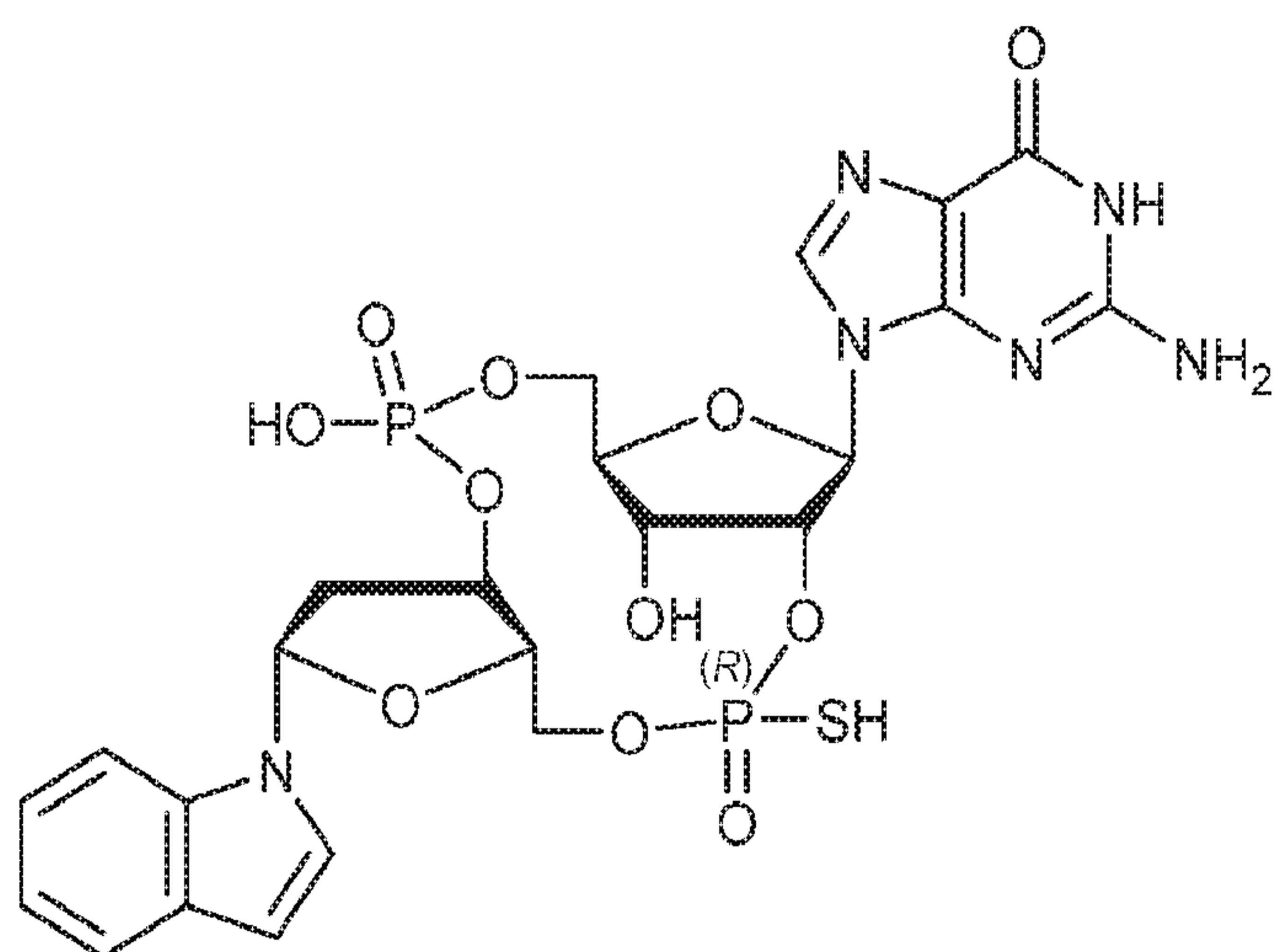
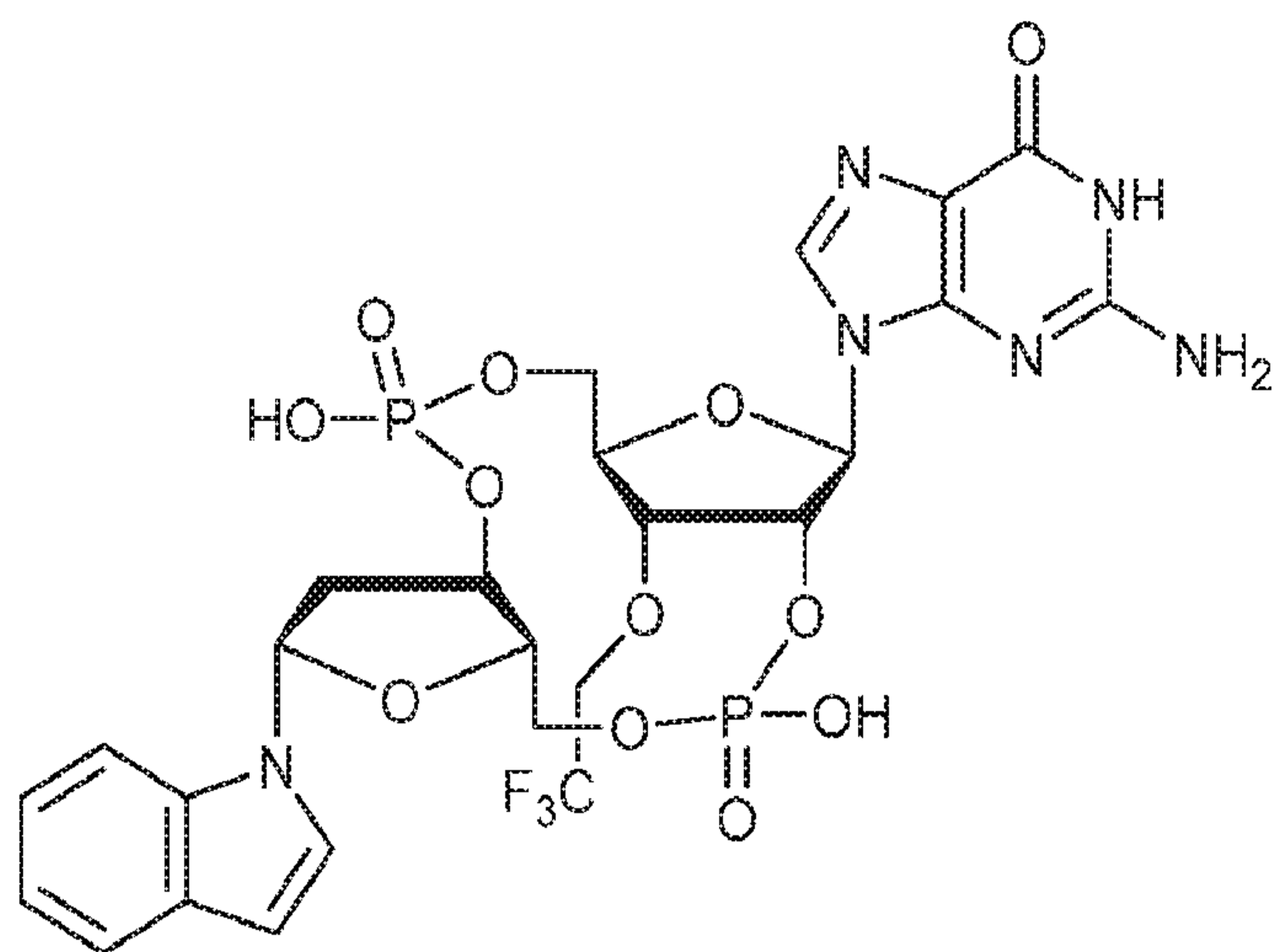
36. A compound according to the formula:

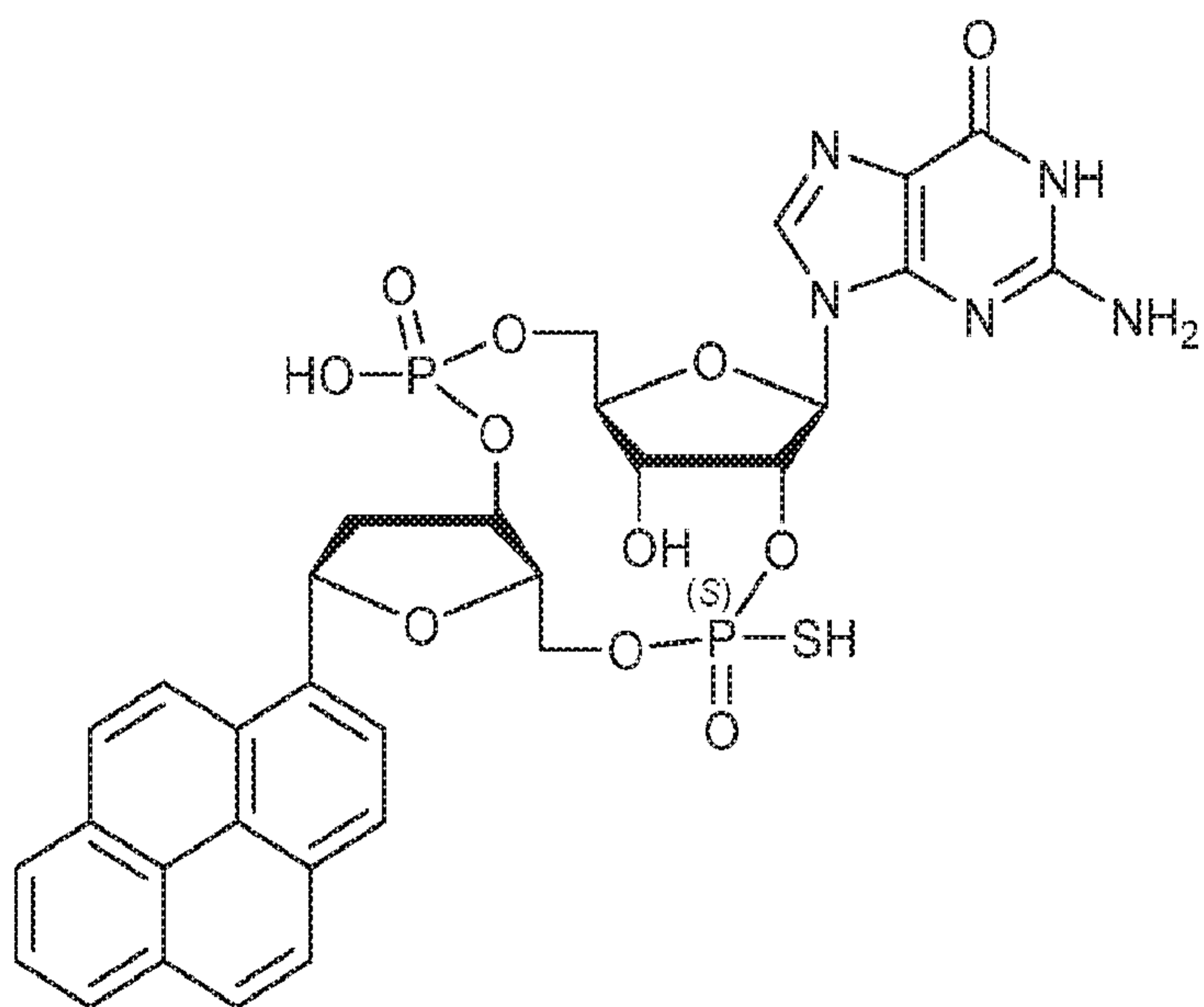
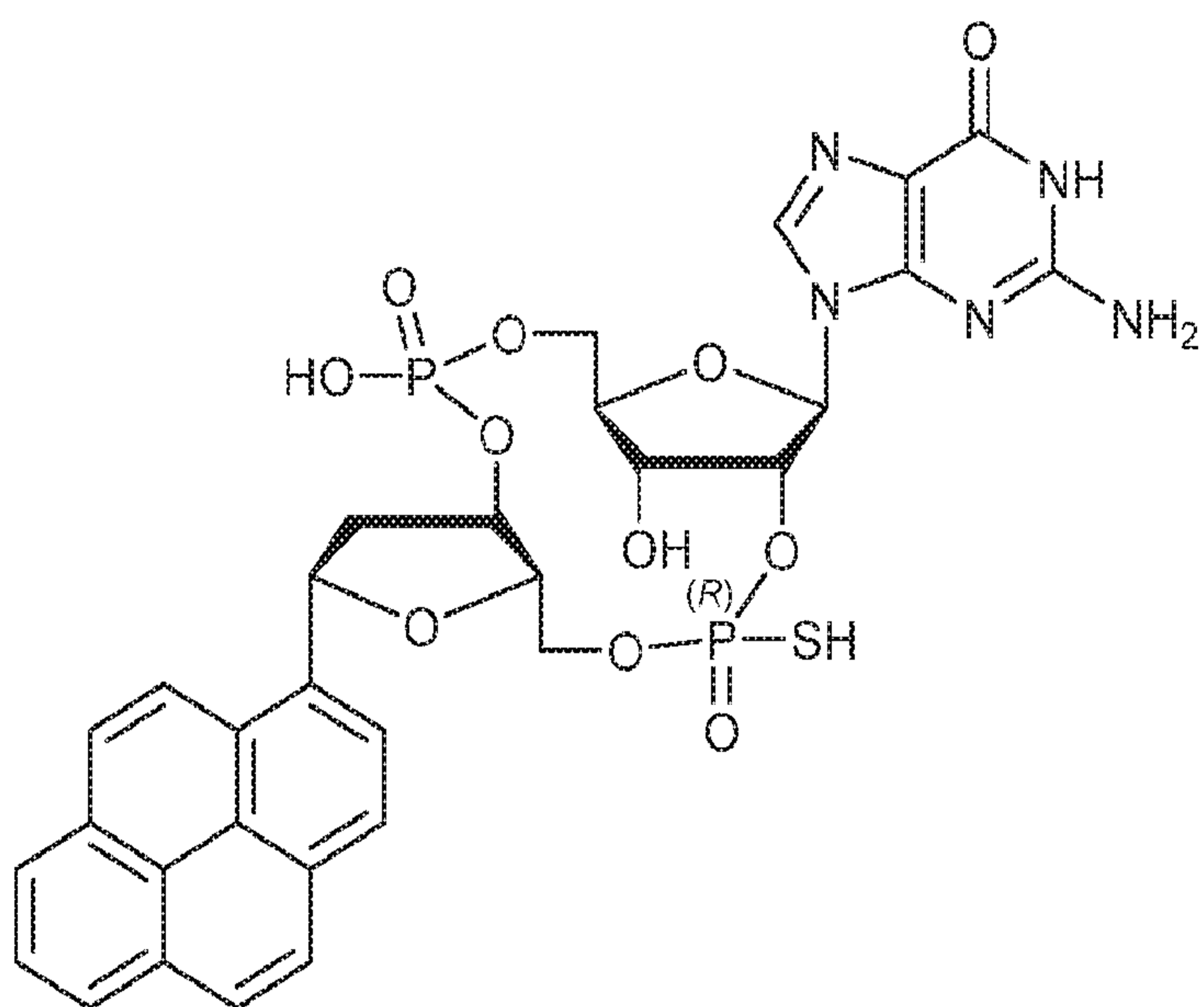
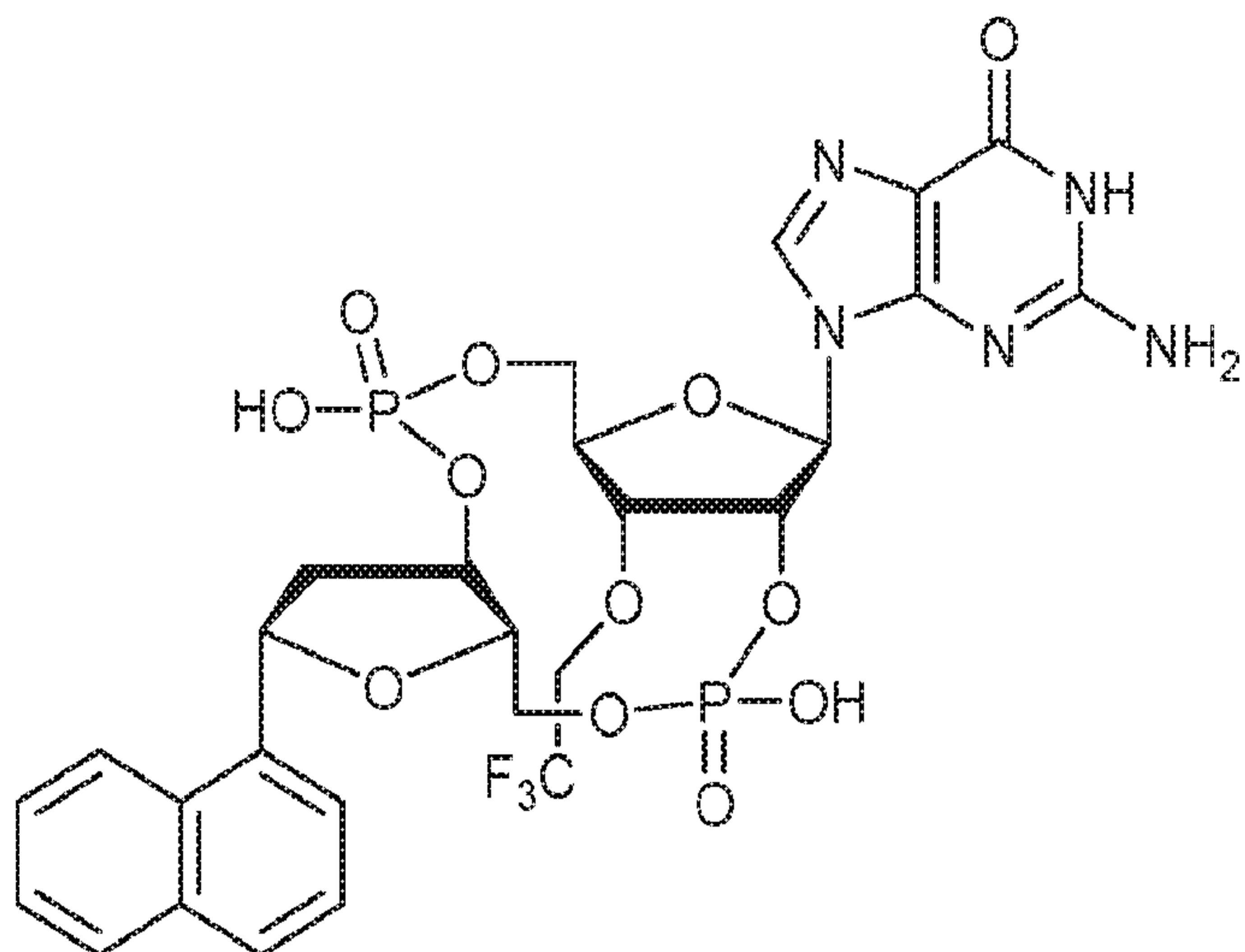


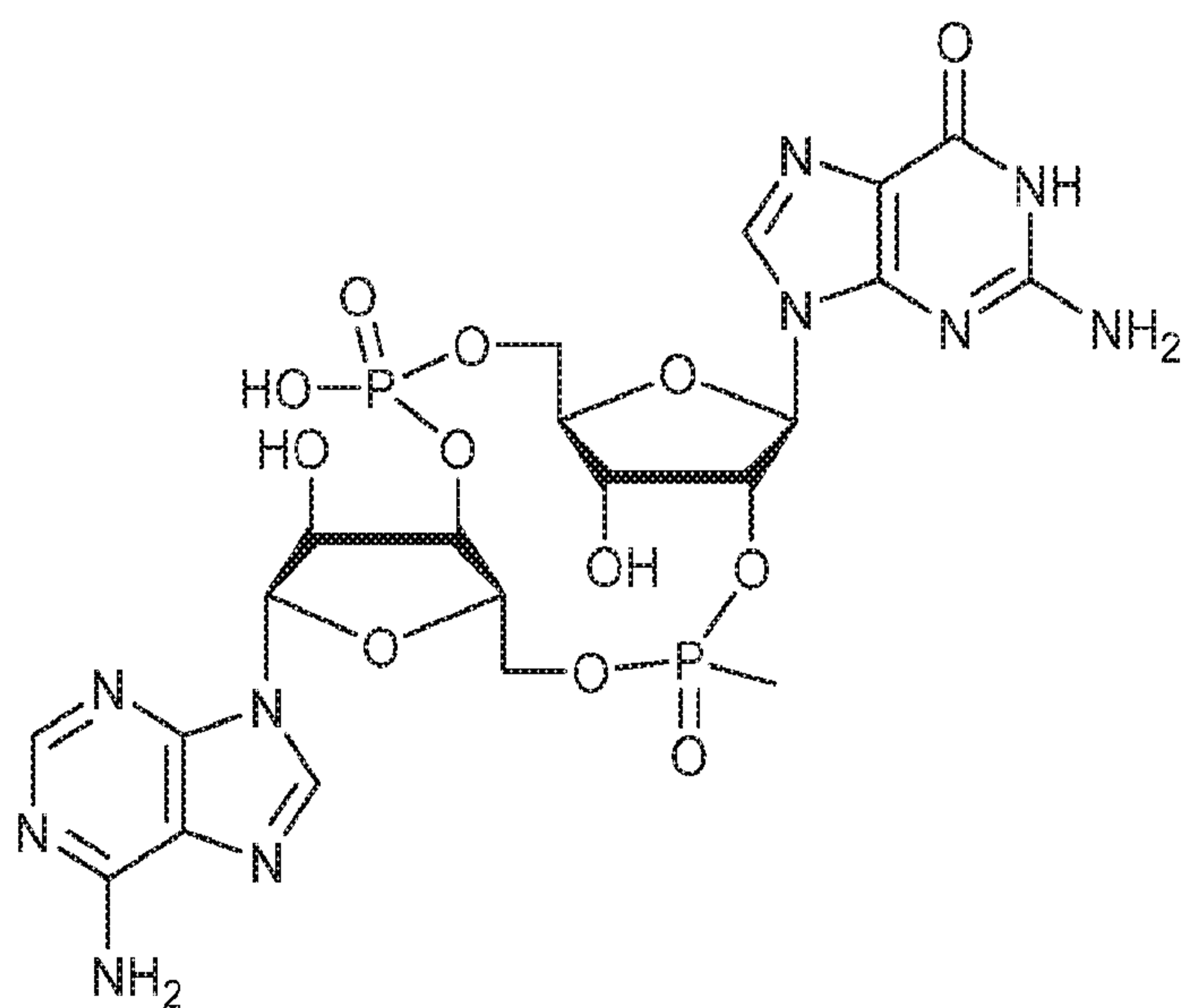
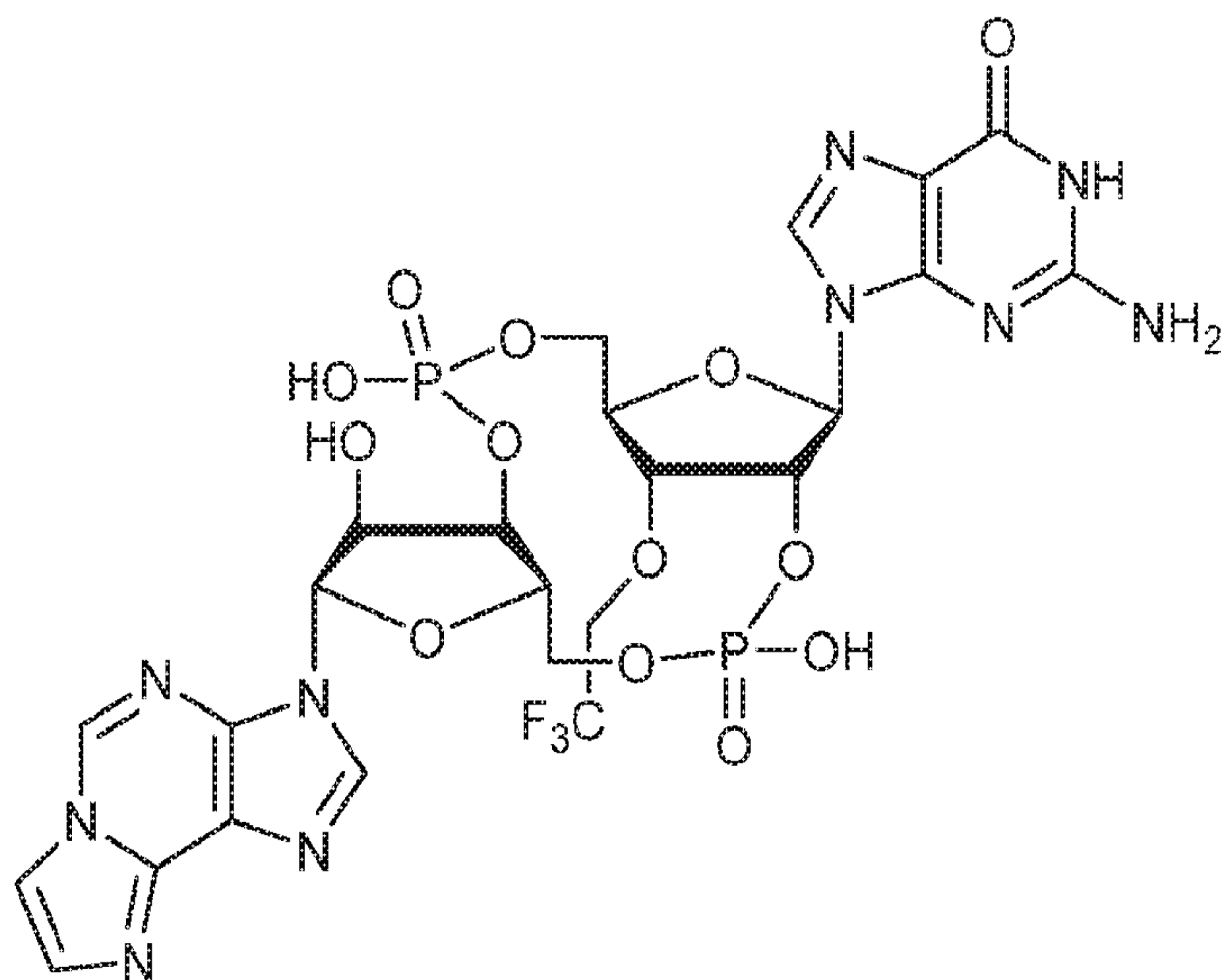
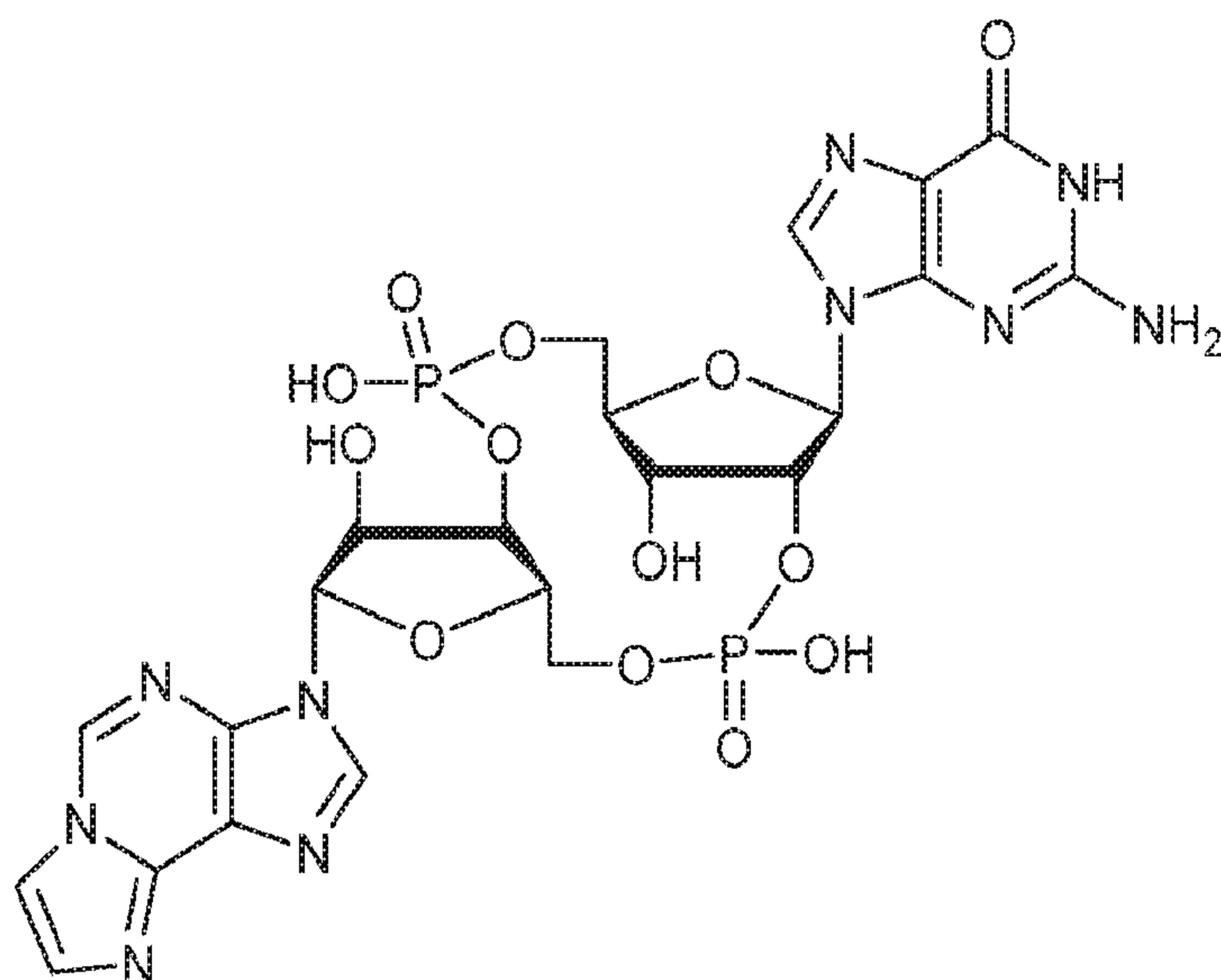
37. A compound according to the formula:

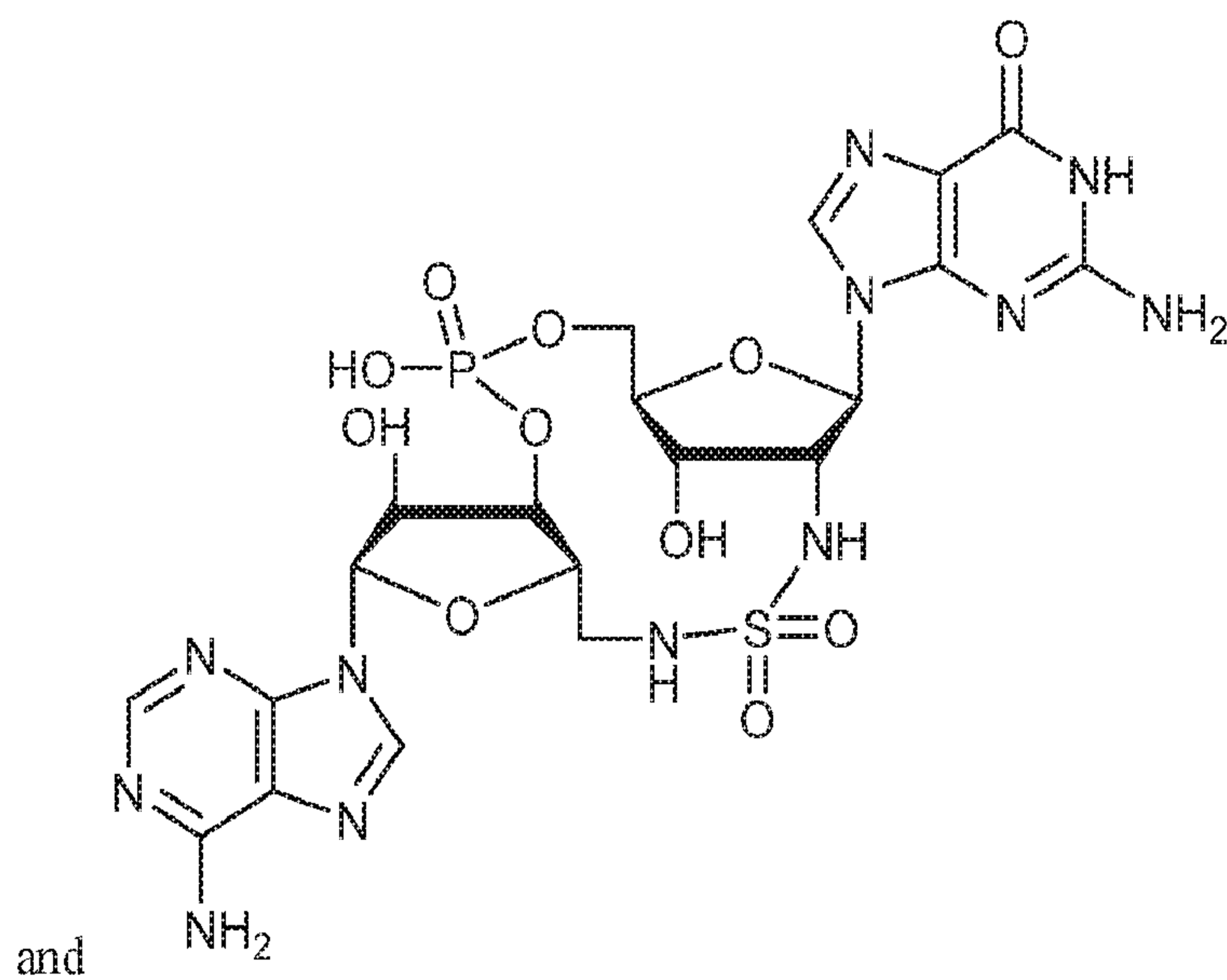
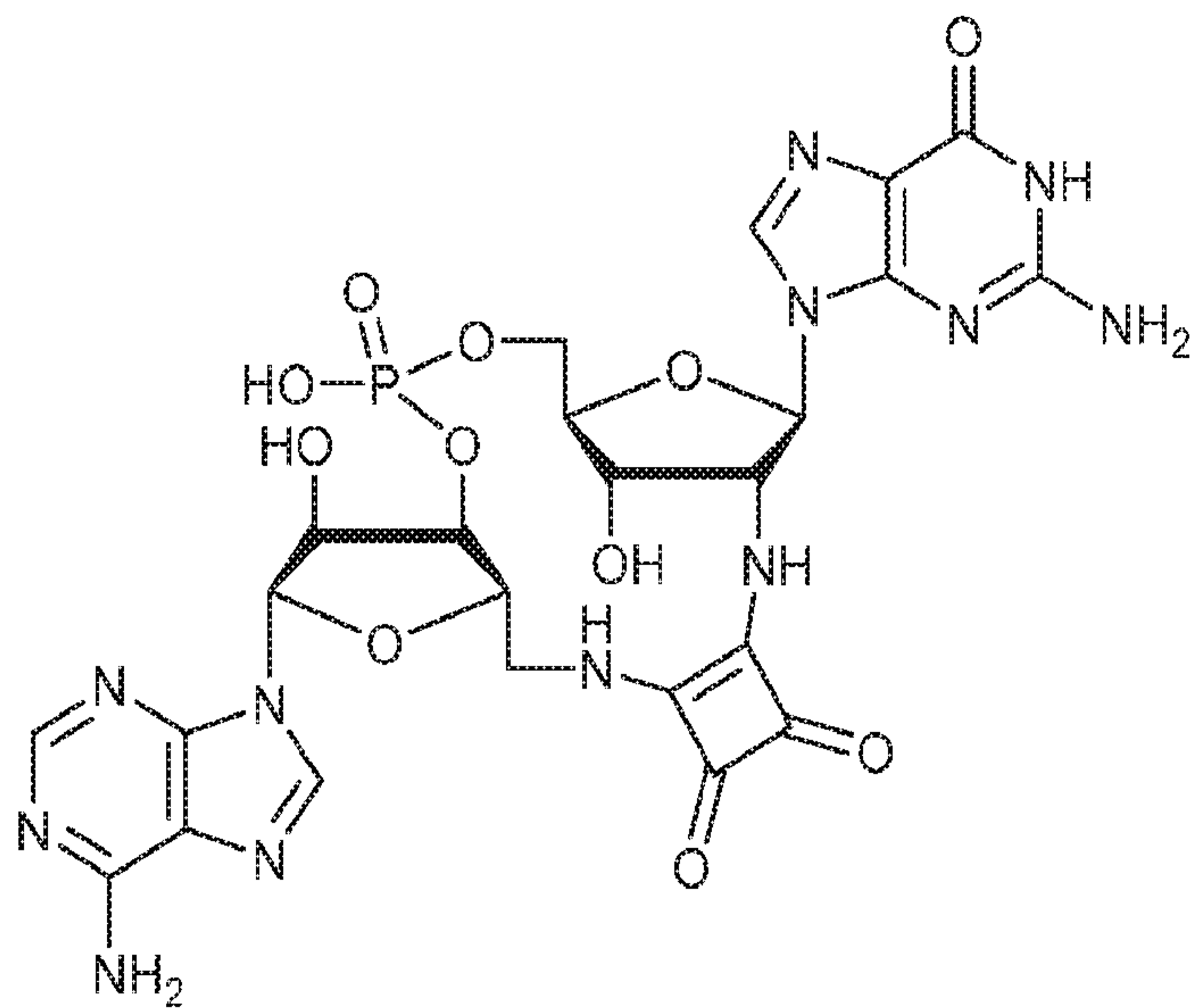


38. A compound selected from the group consisting of:

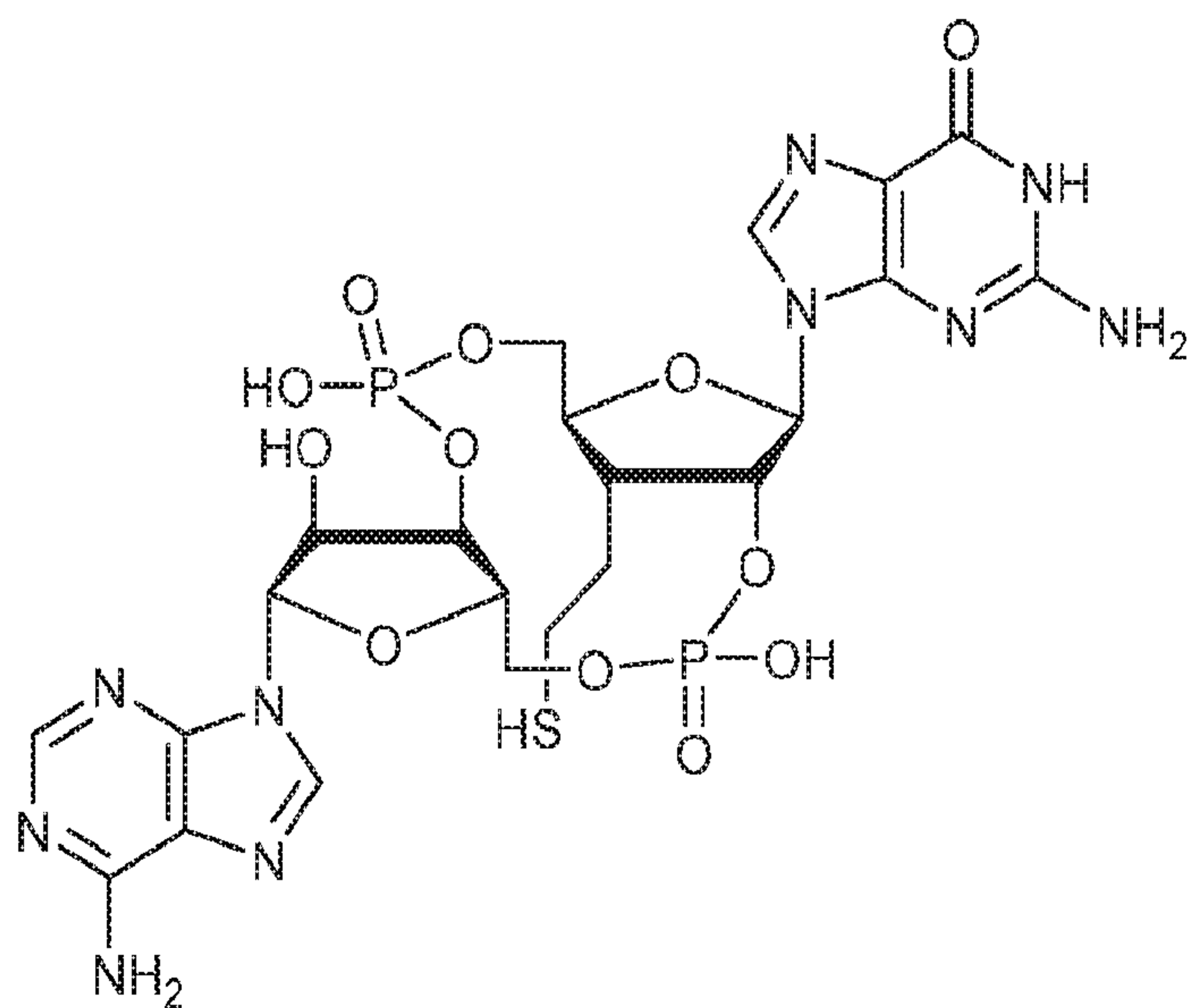
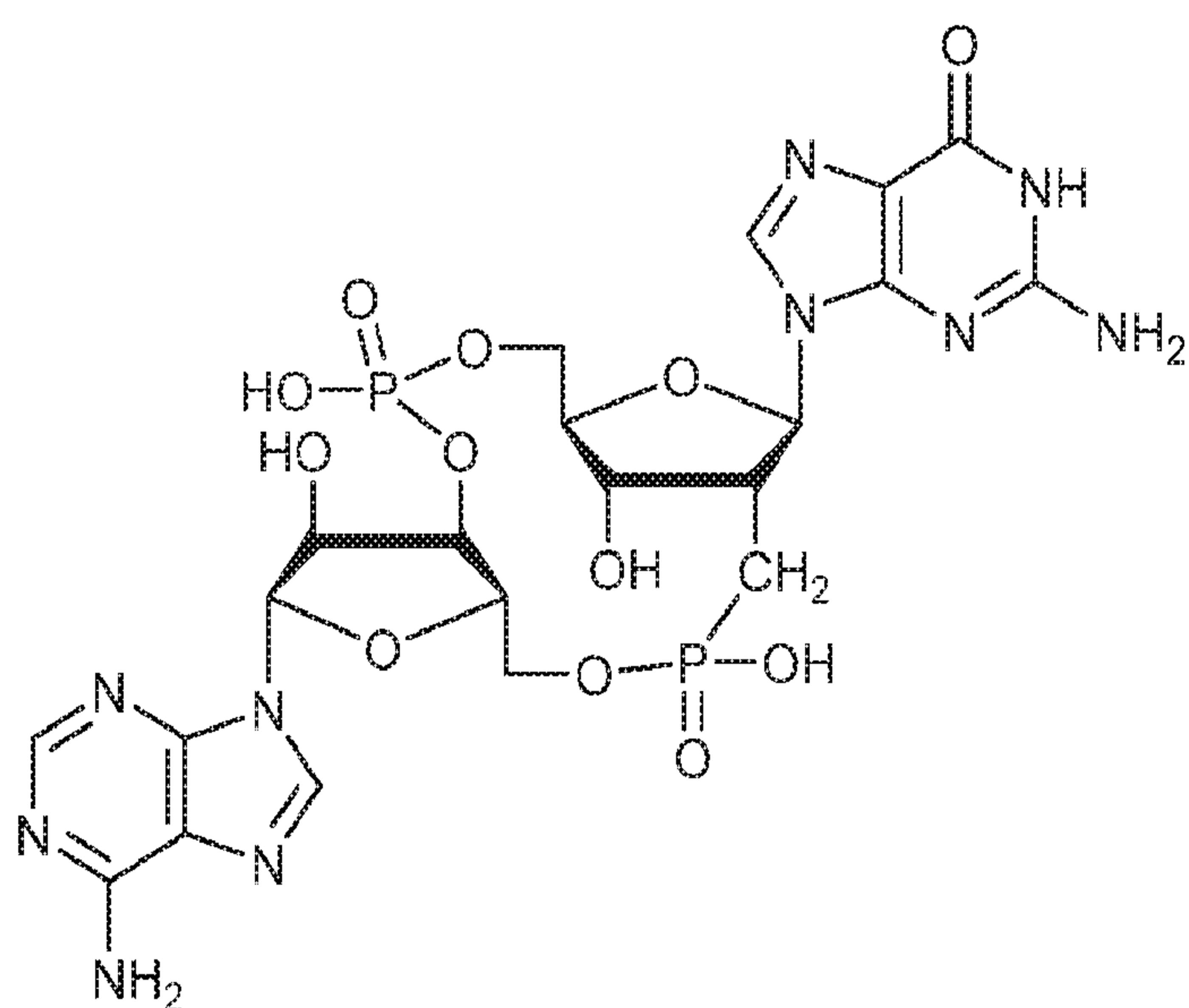
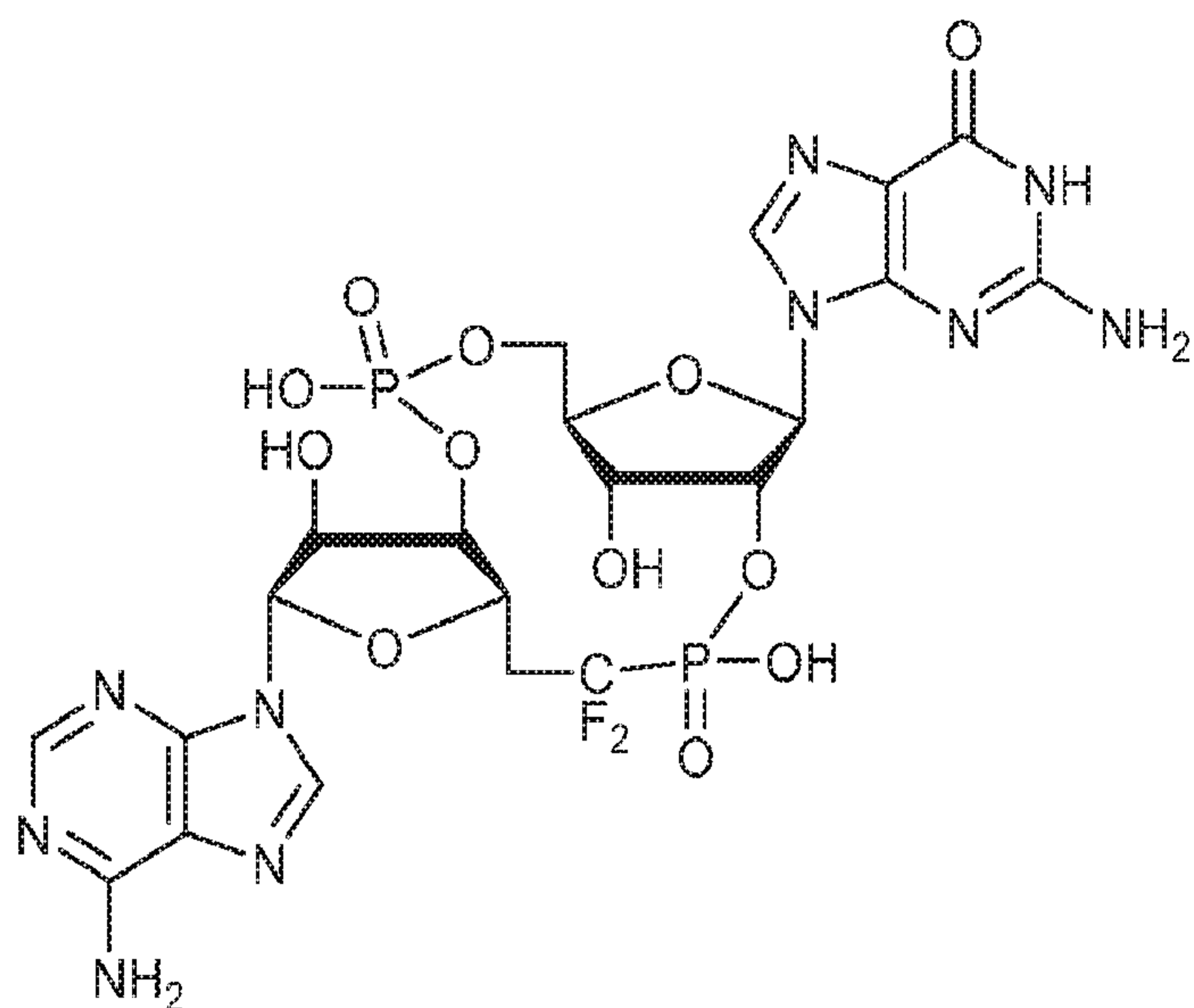


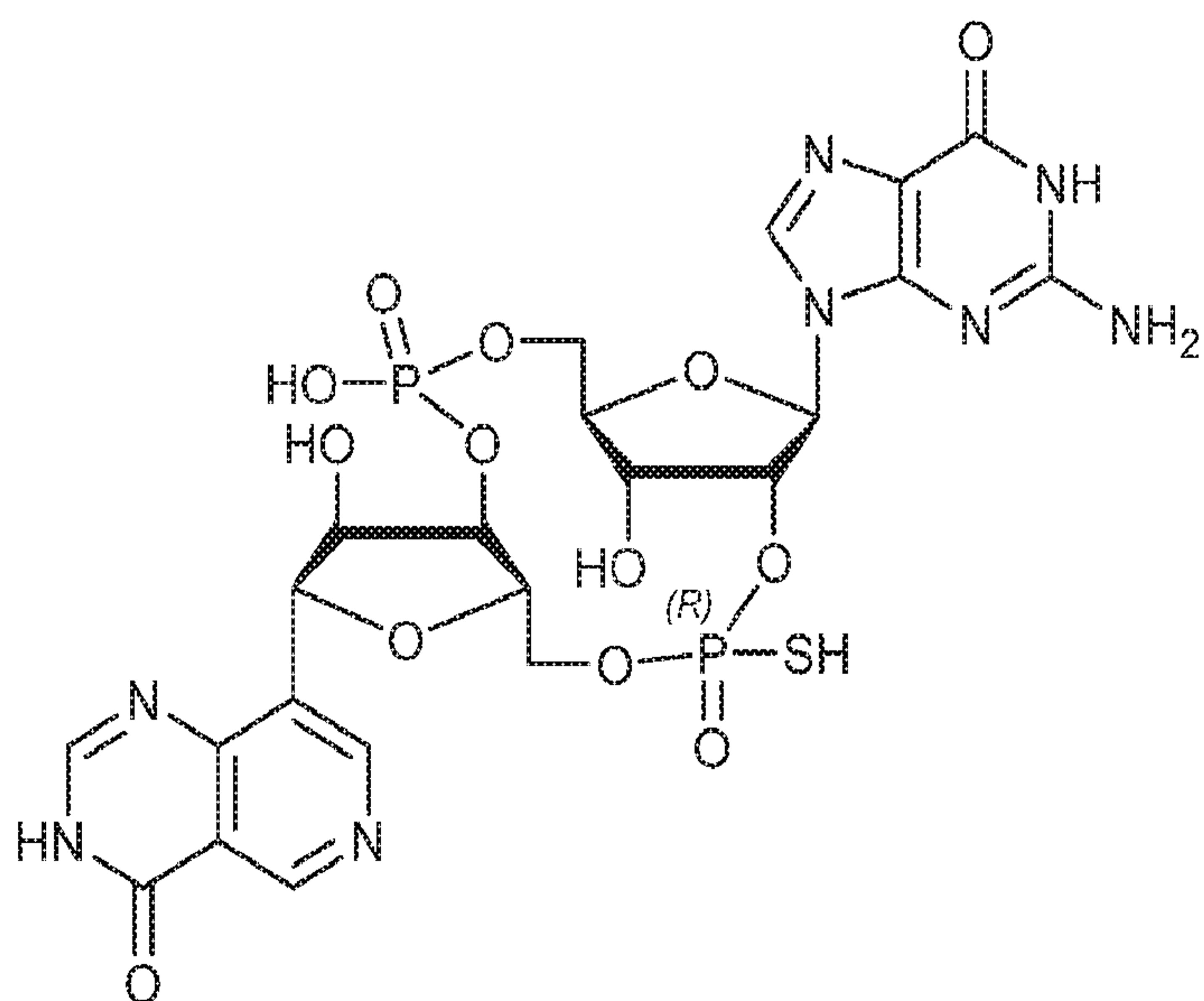
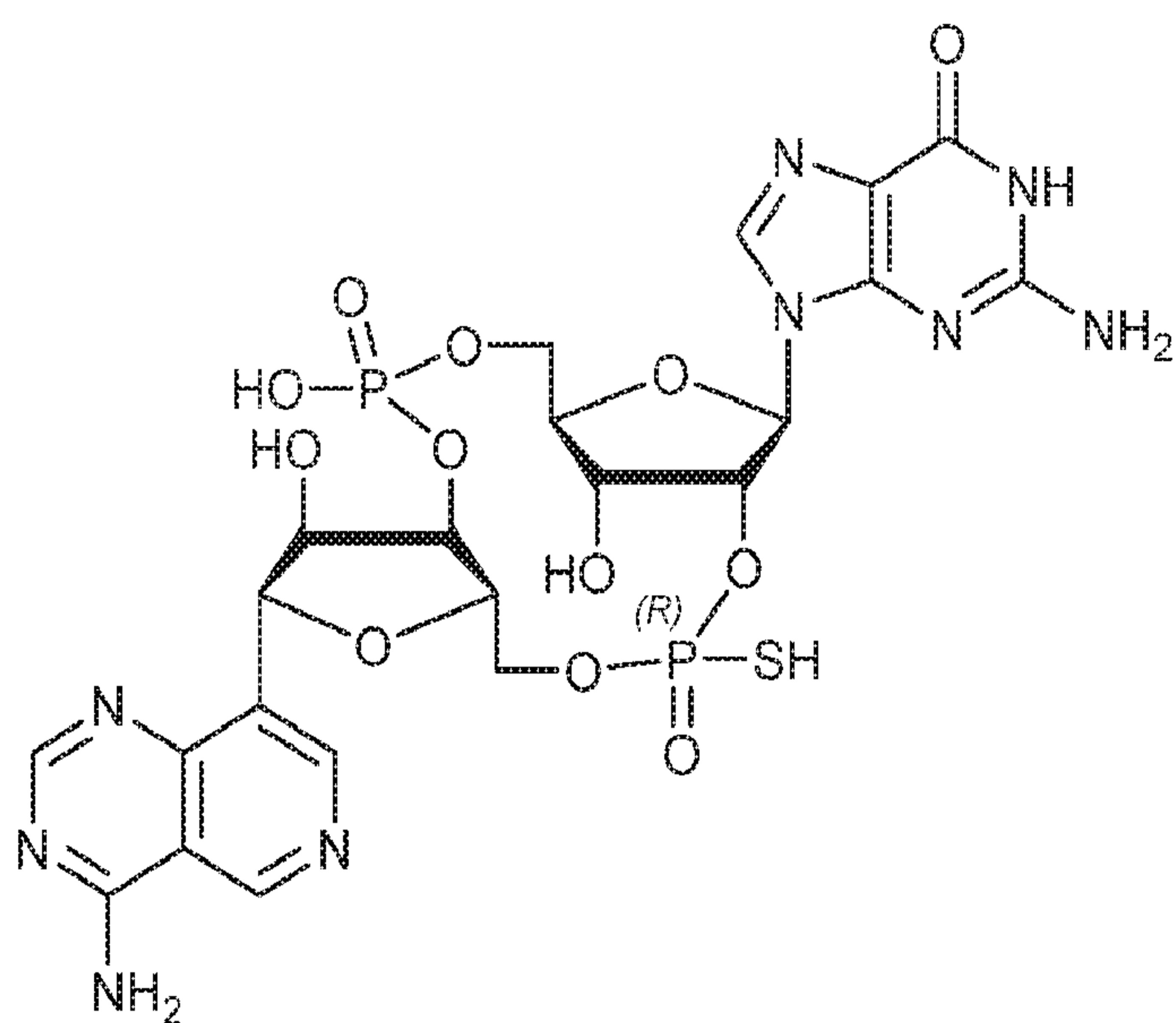
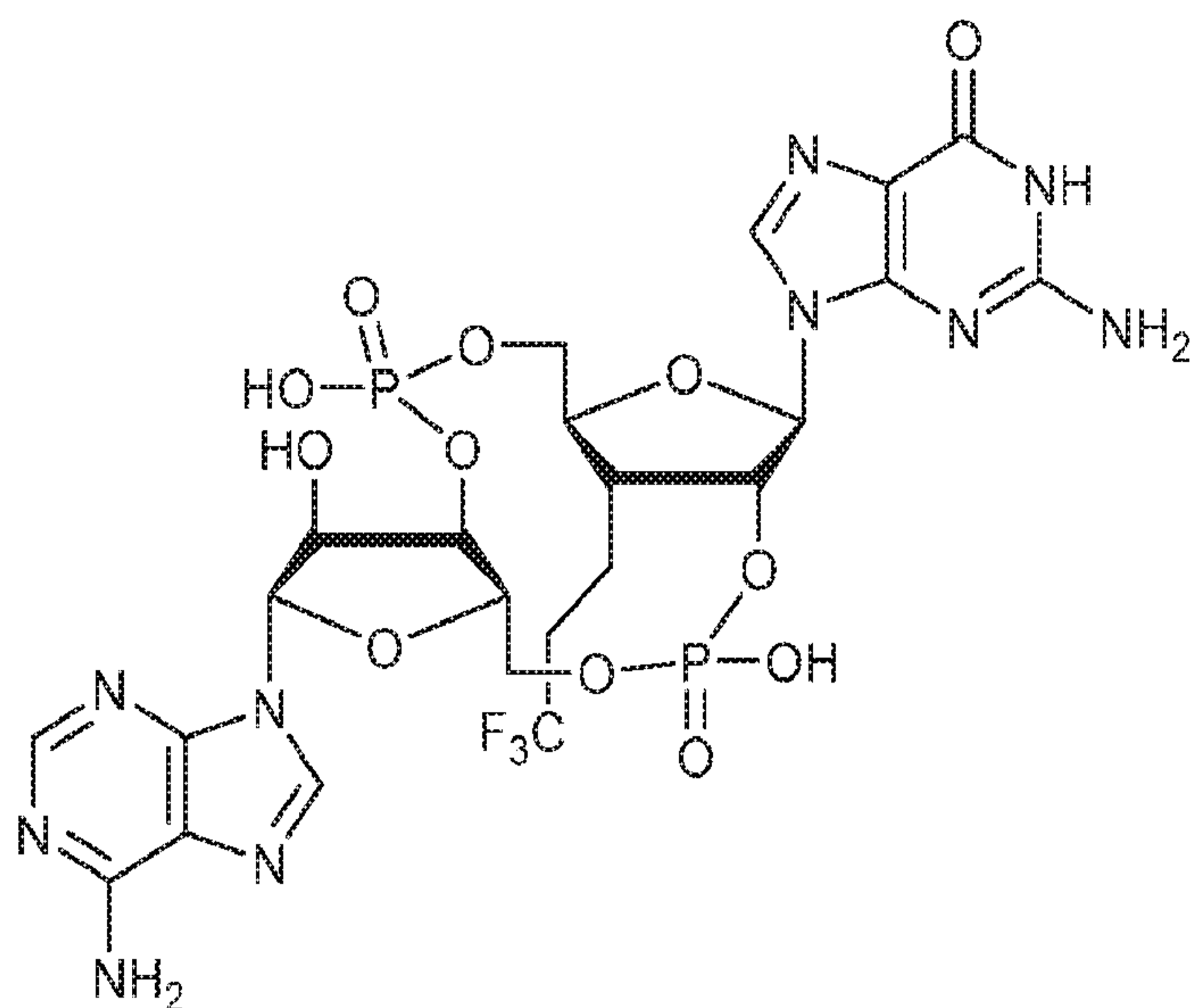


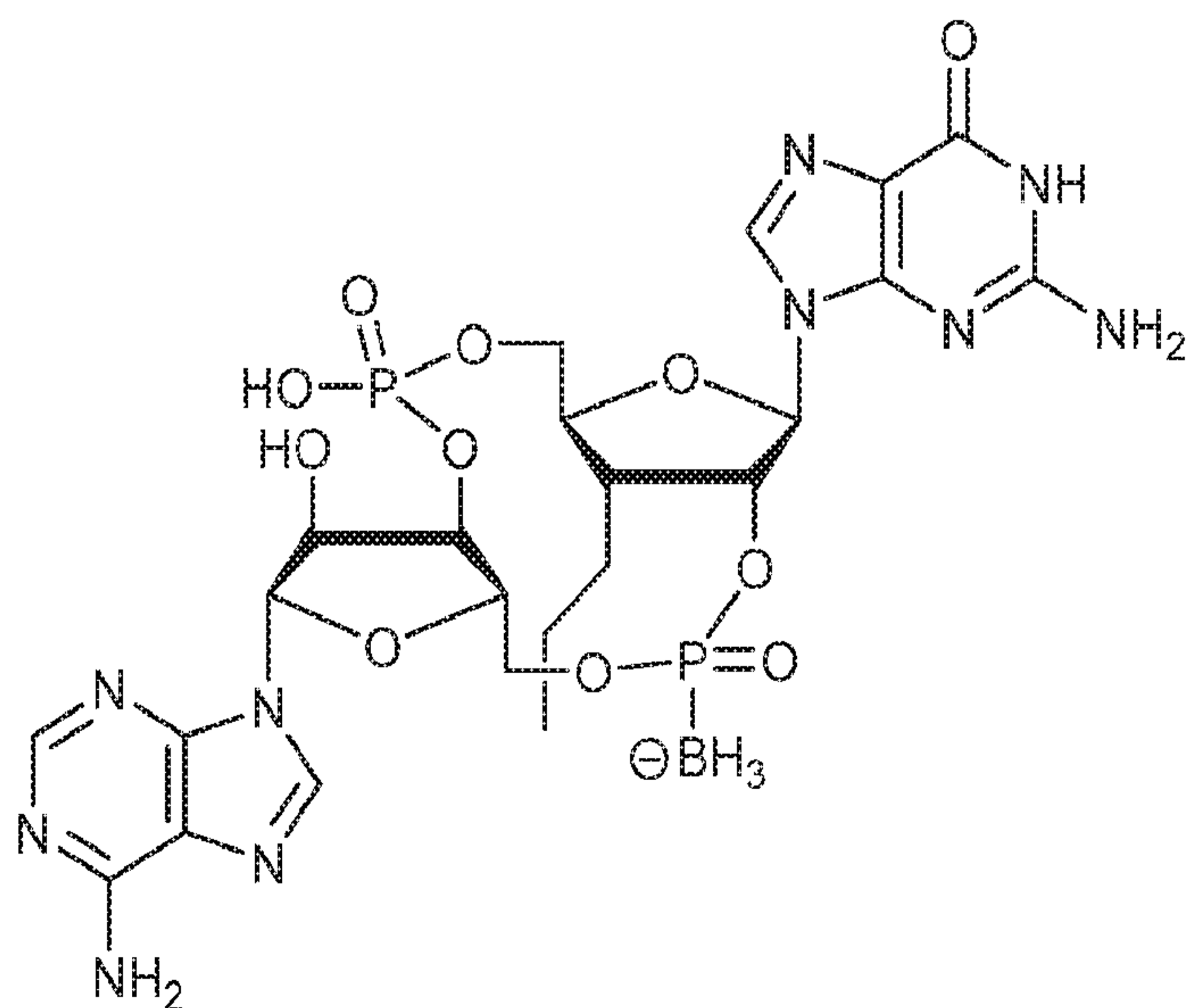
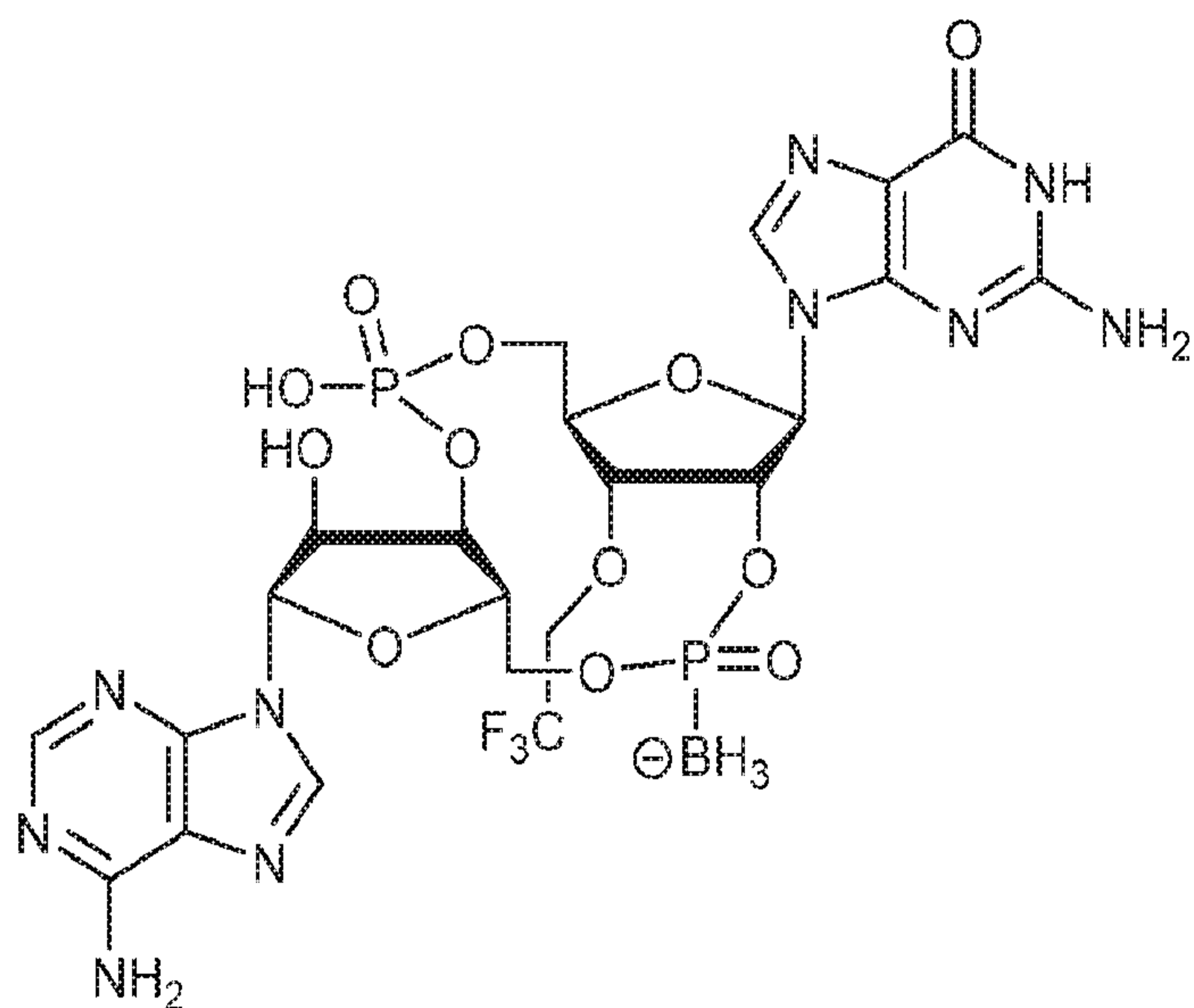
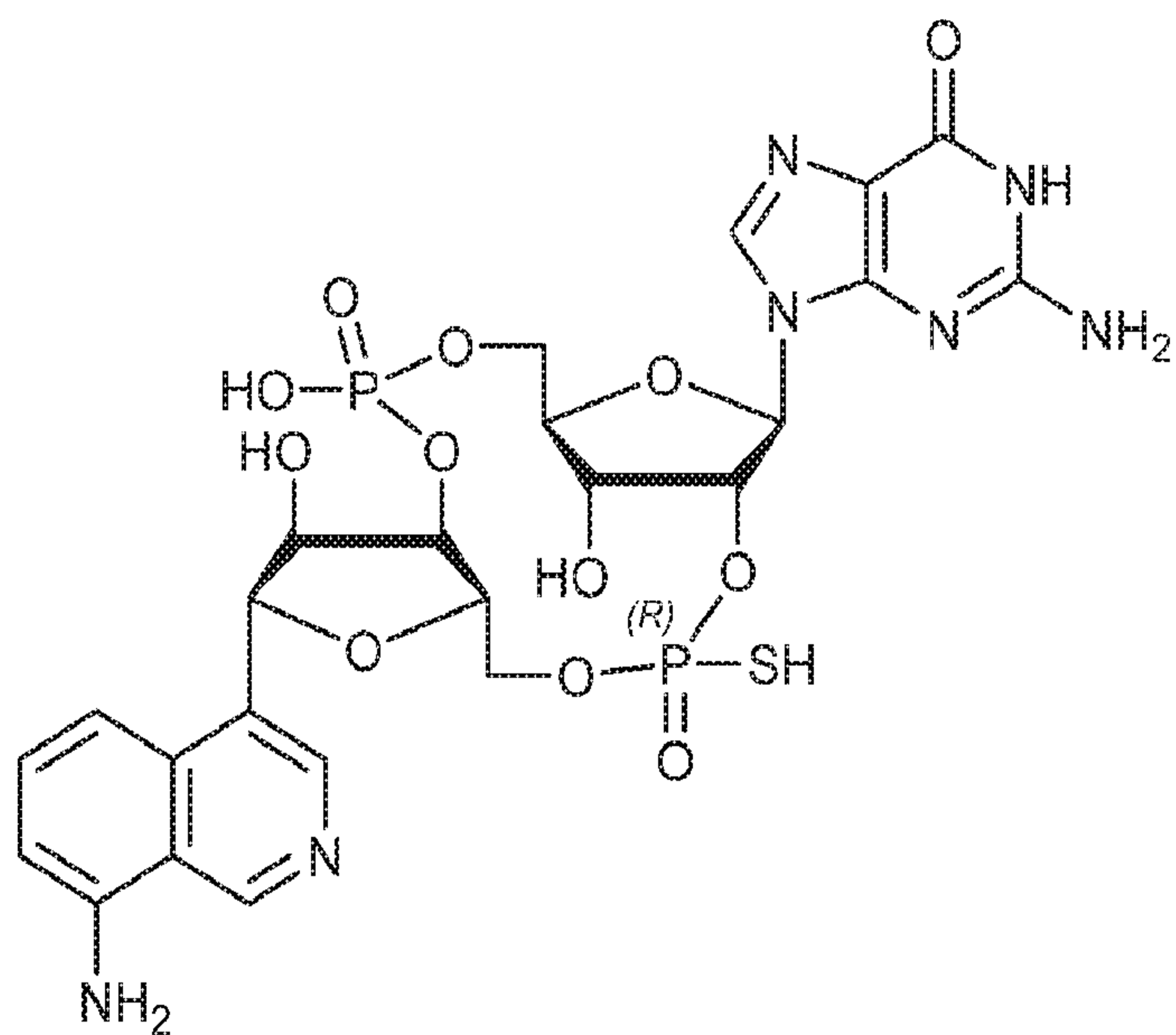


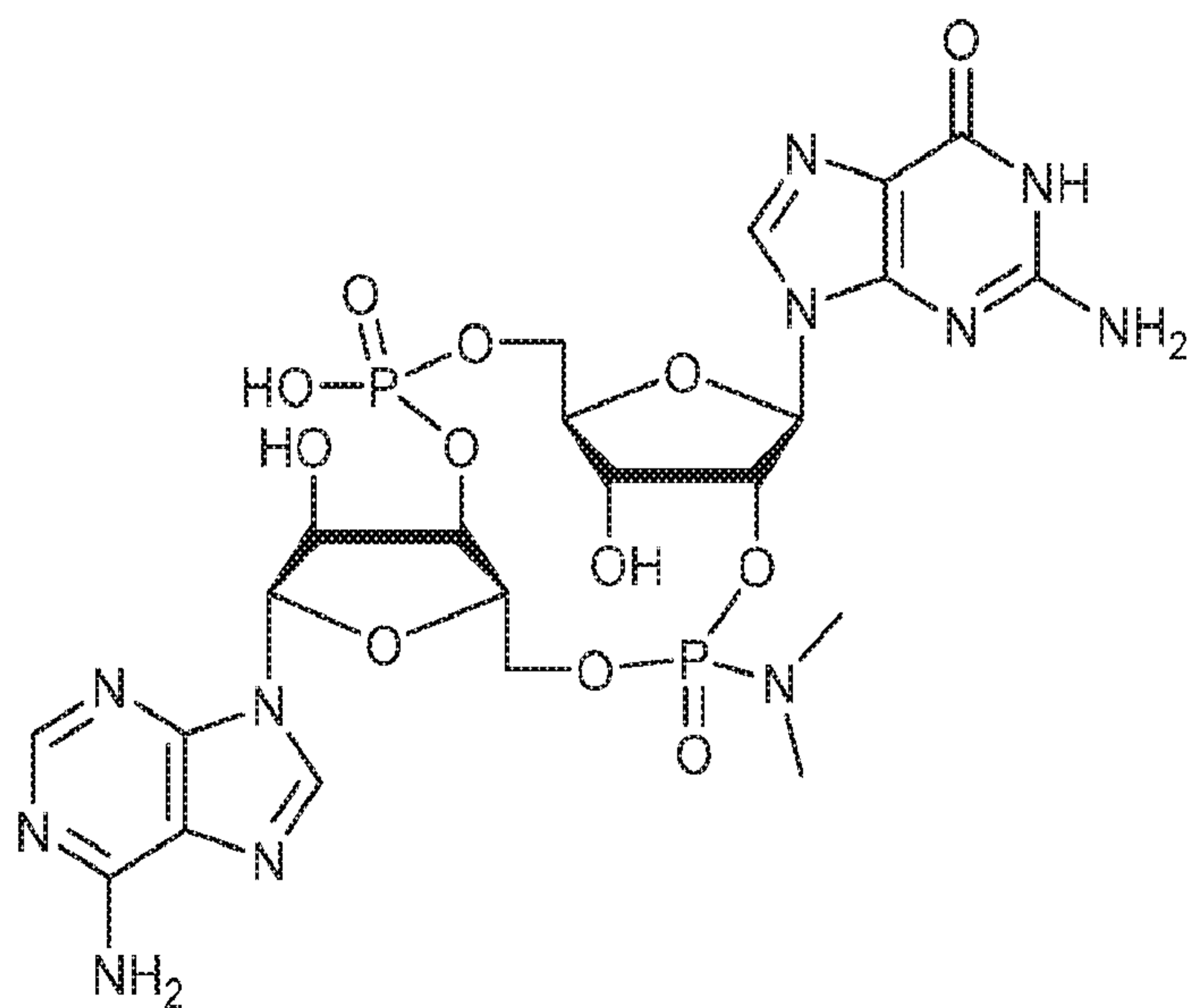
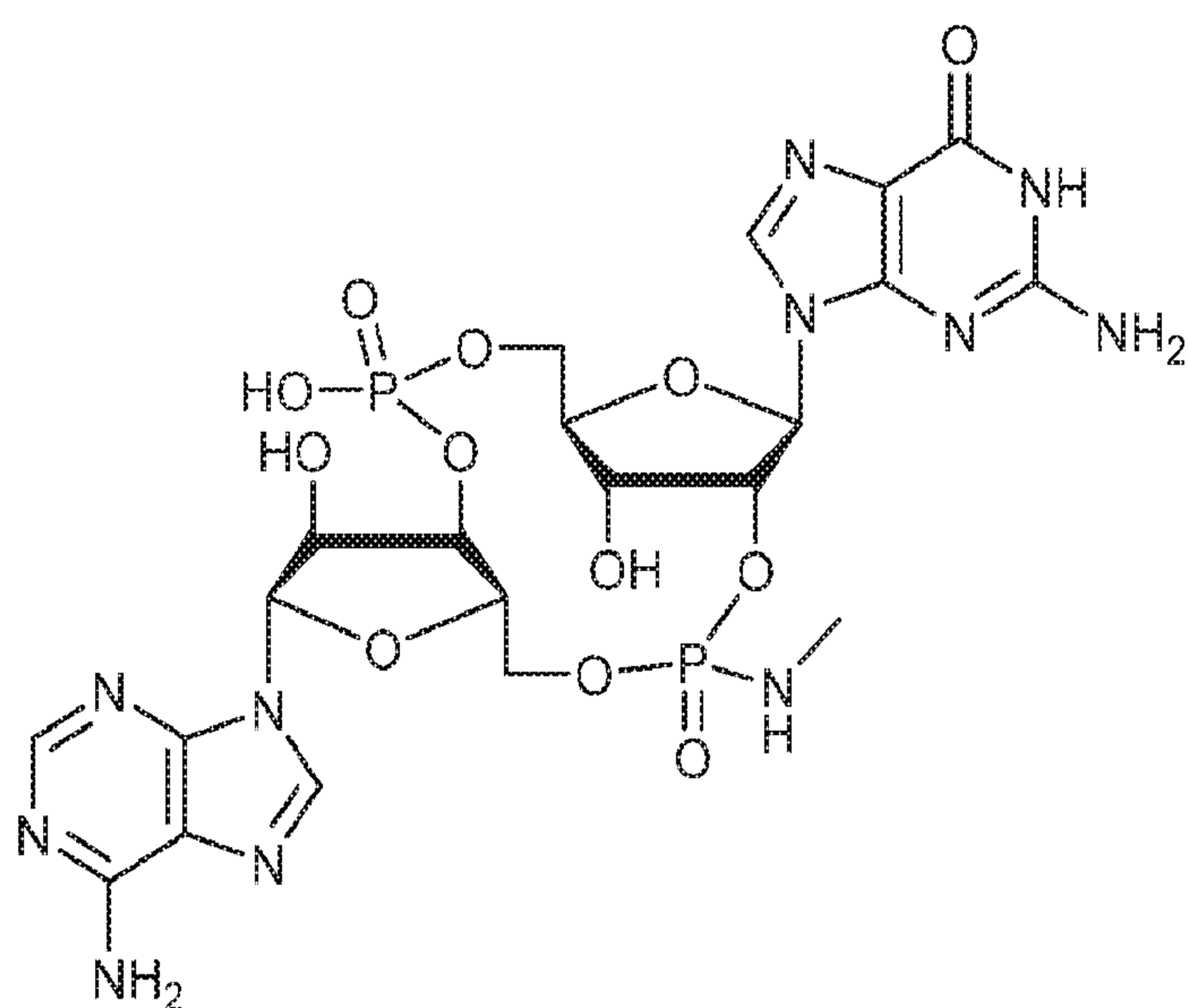
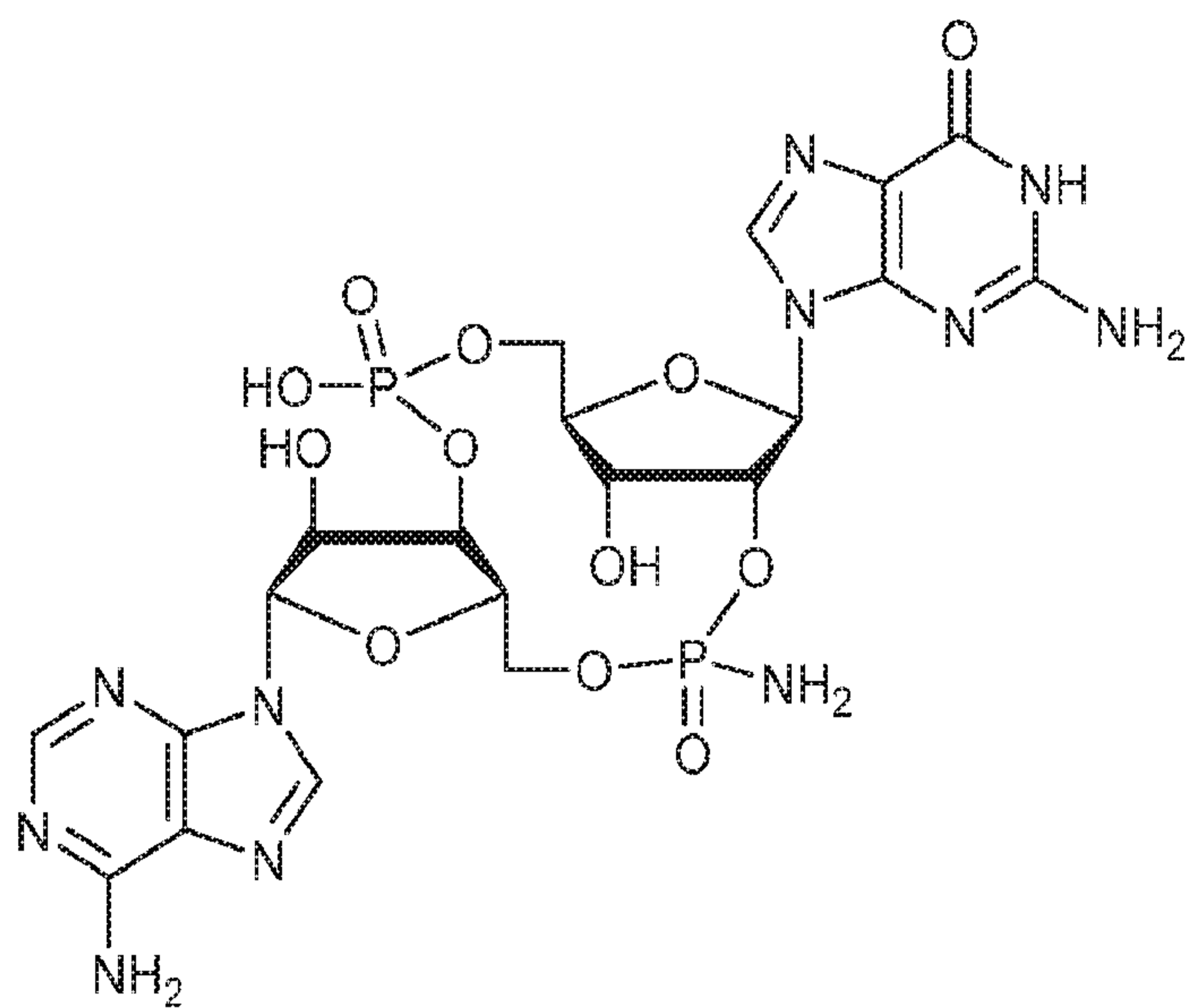


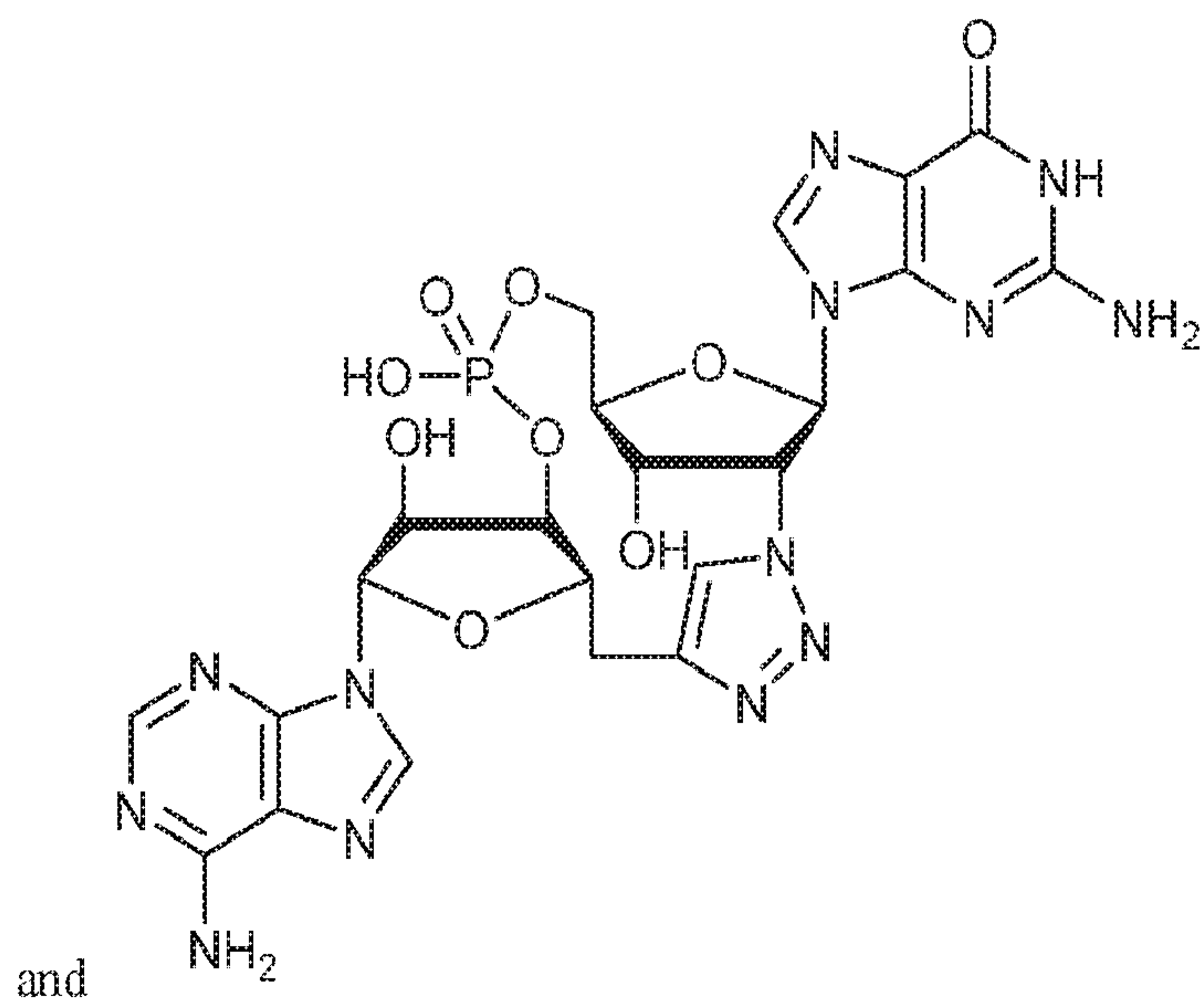
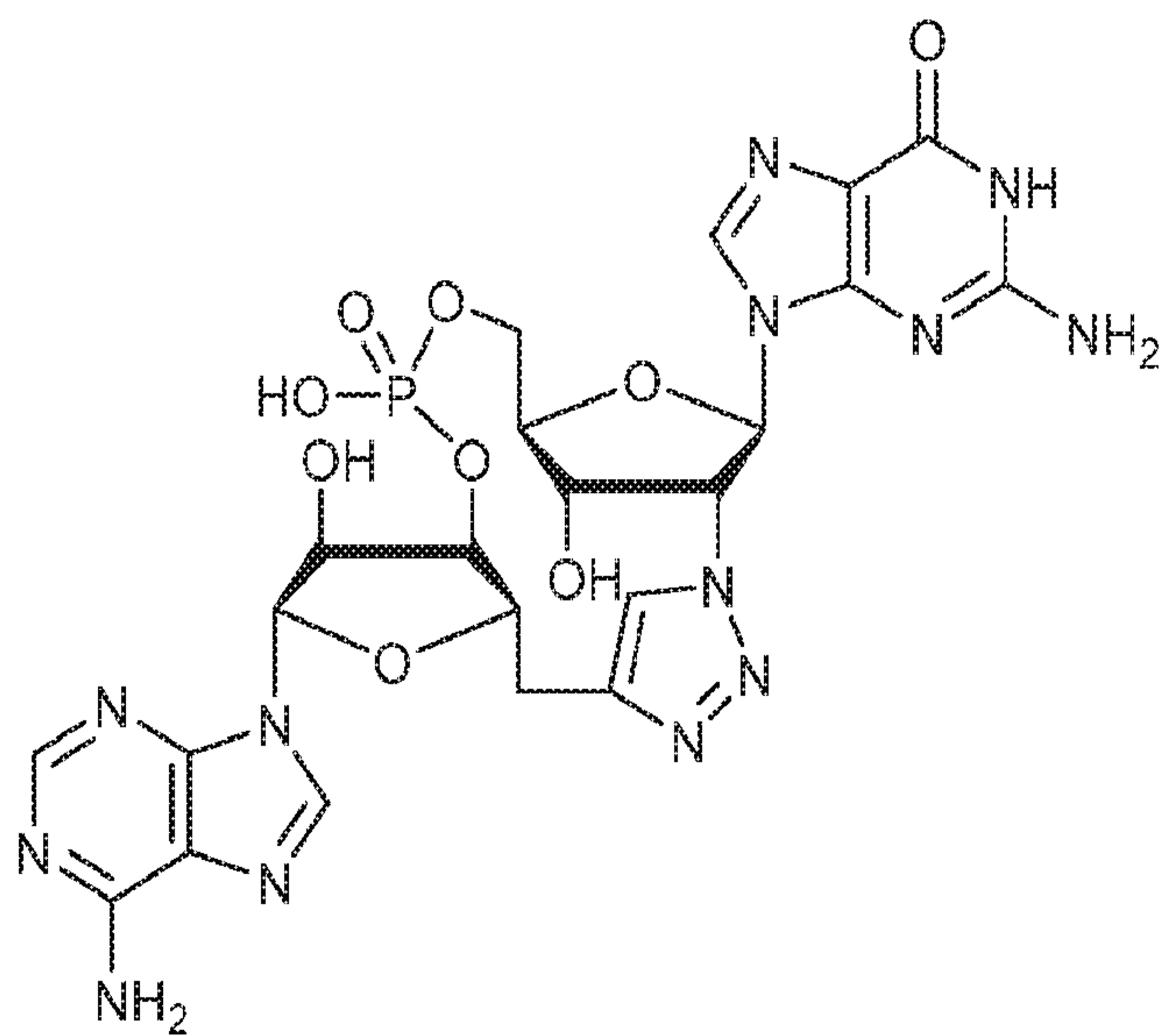
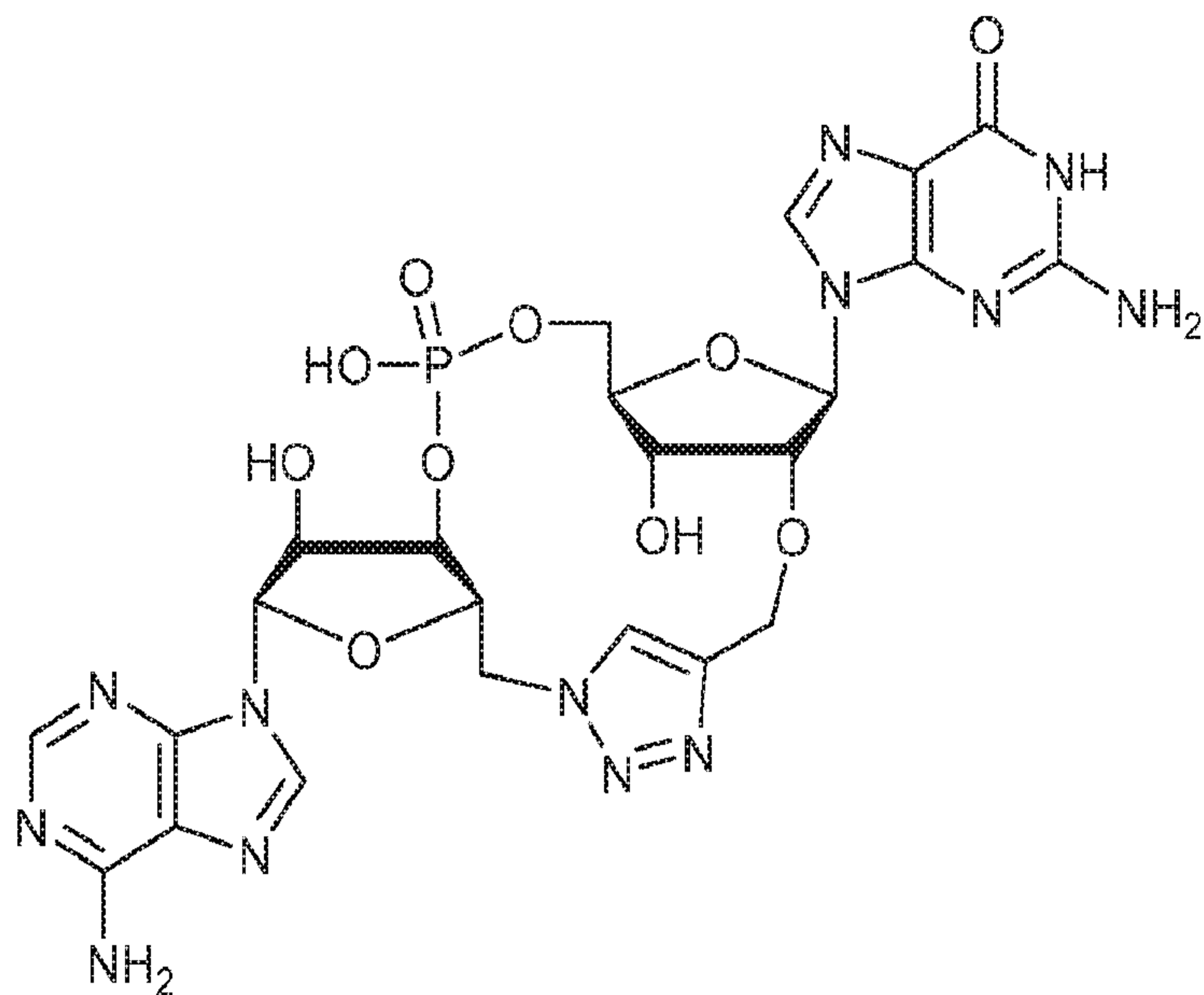
39. A compound selected from the group consisting of:



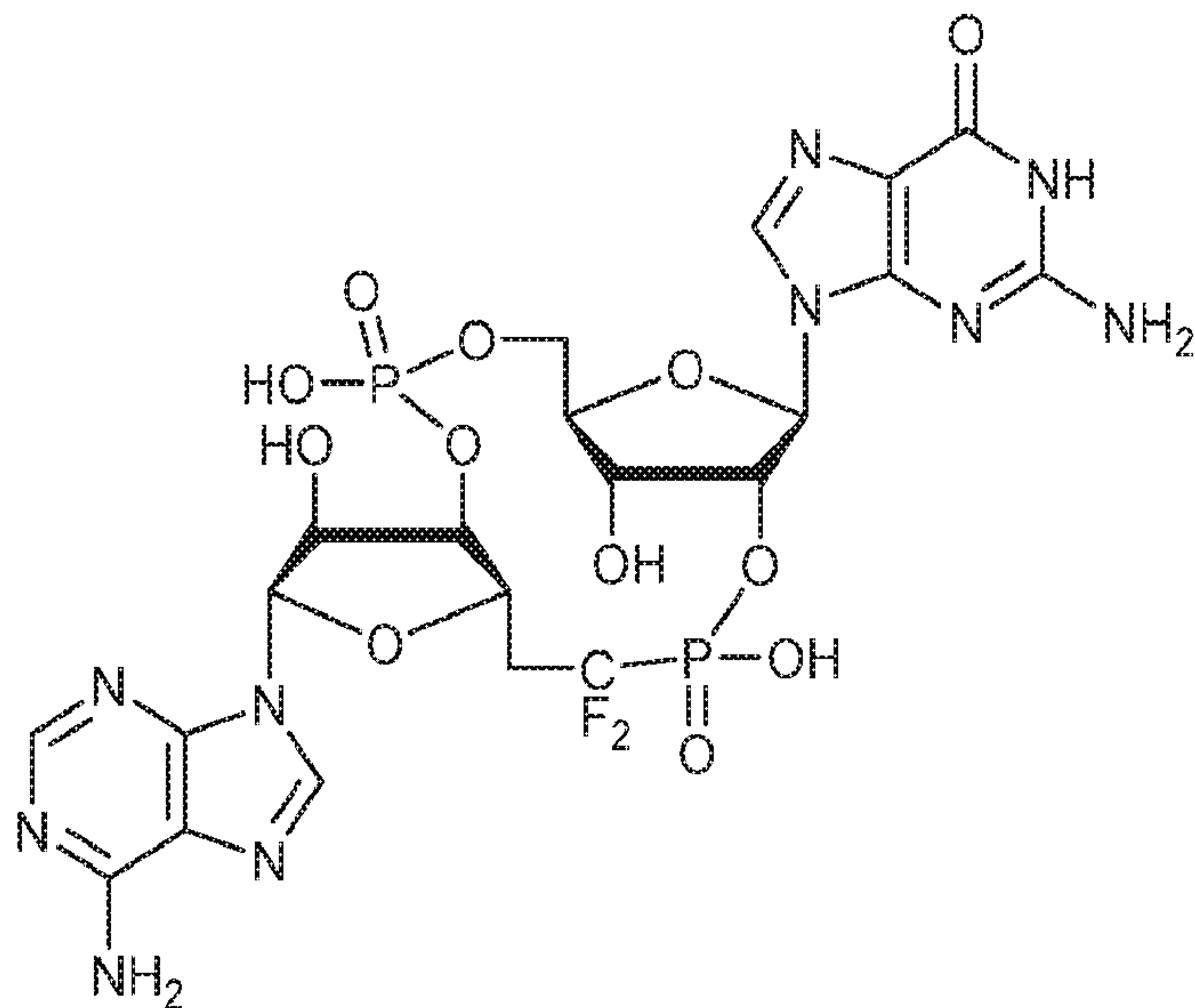




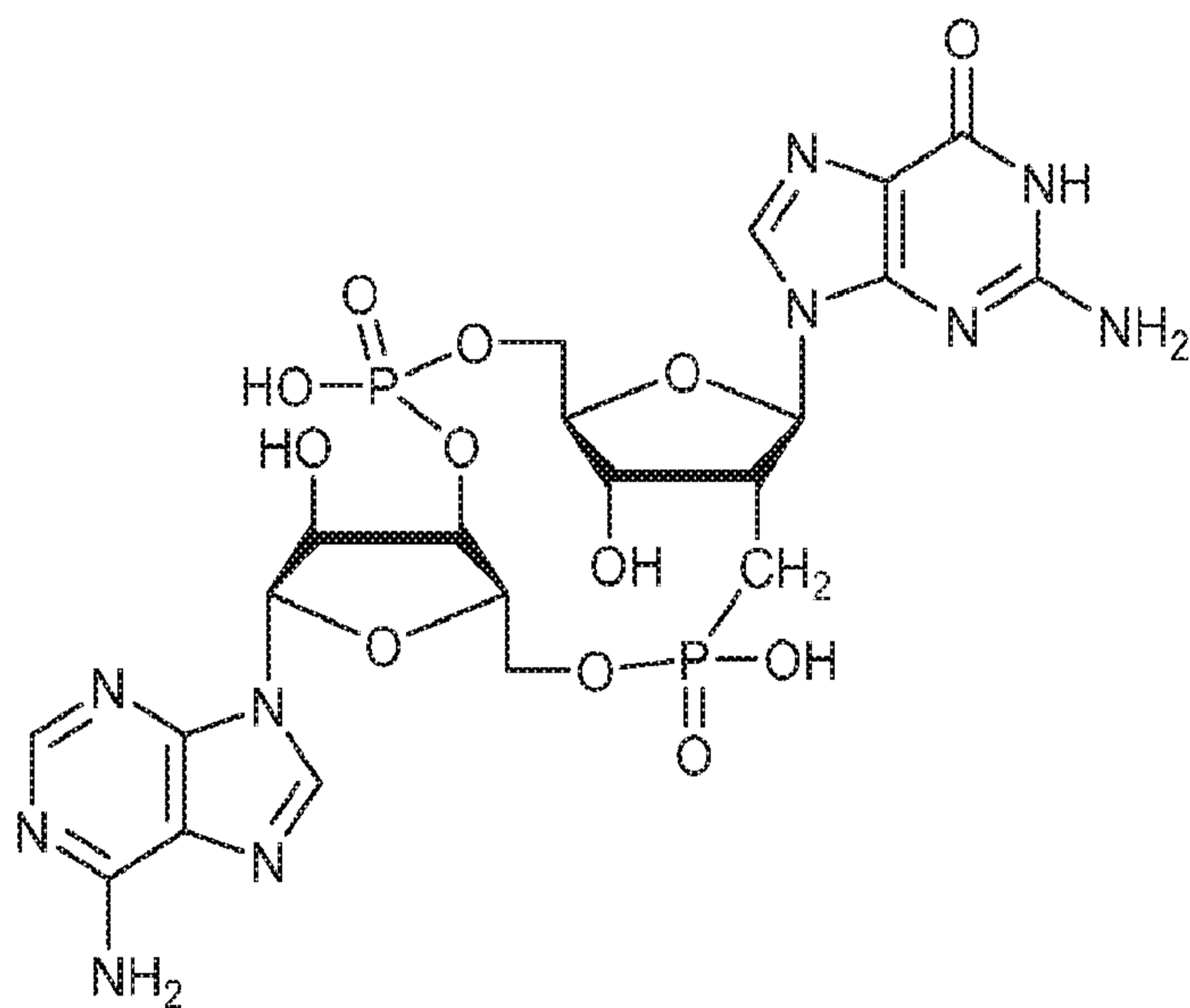




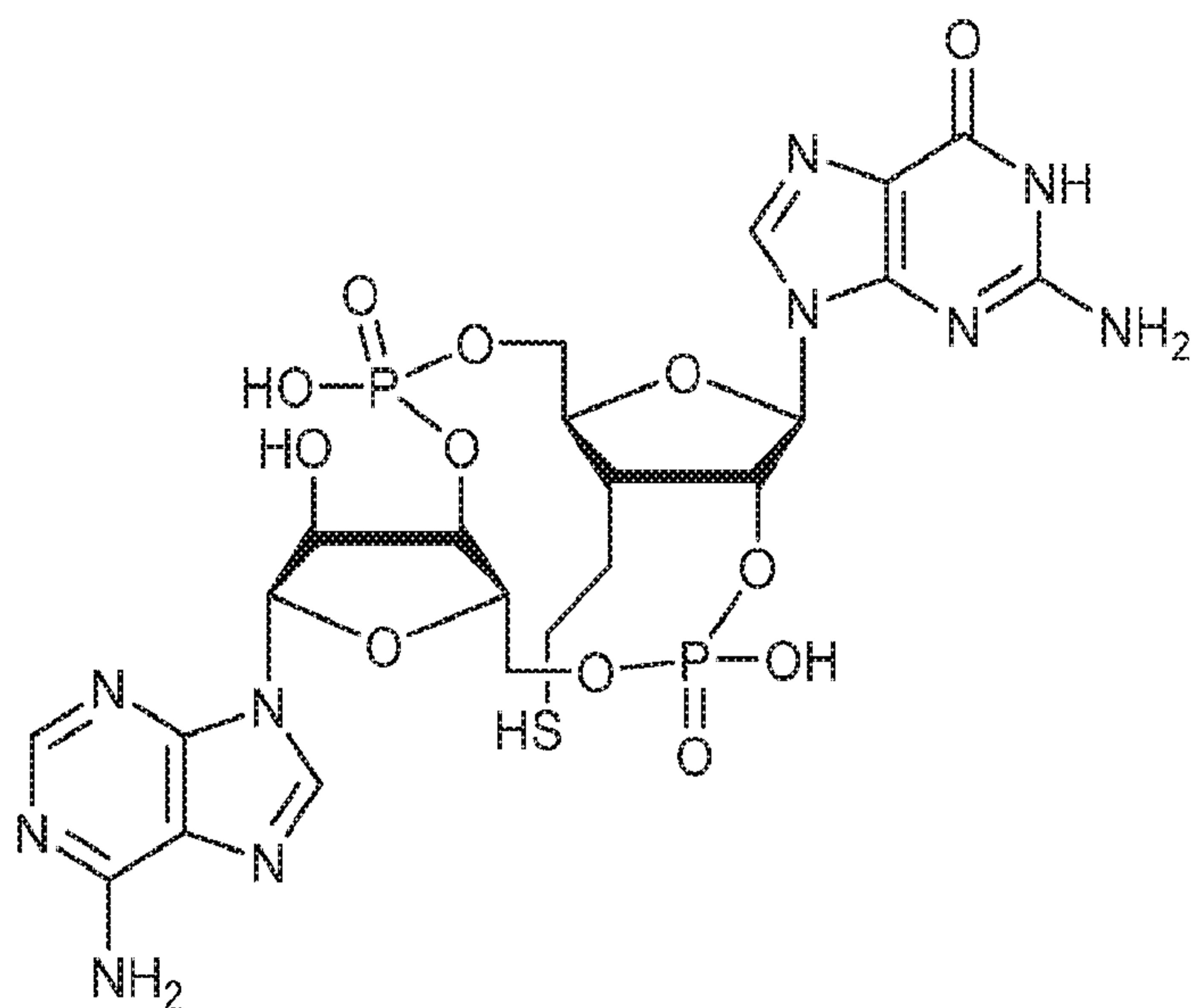
40. A compound according to the formula:



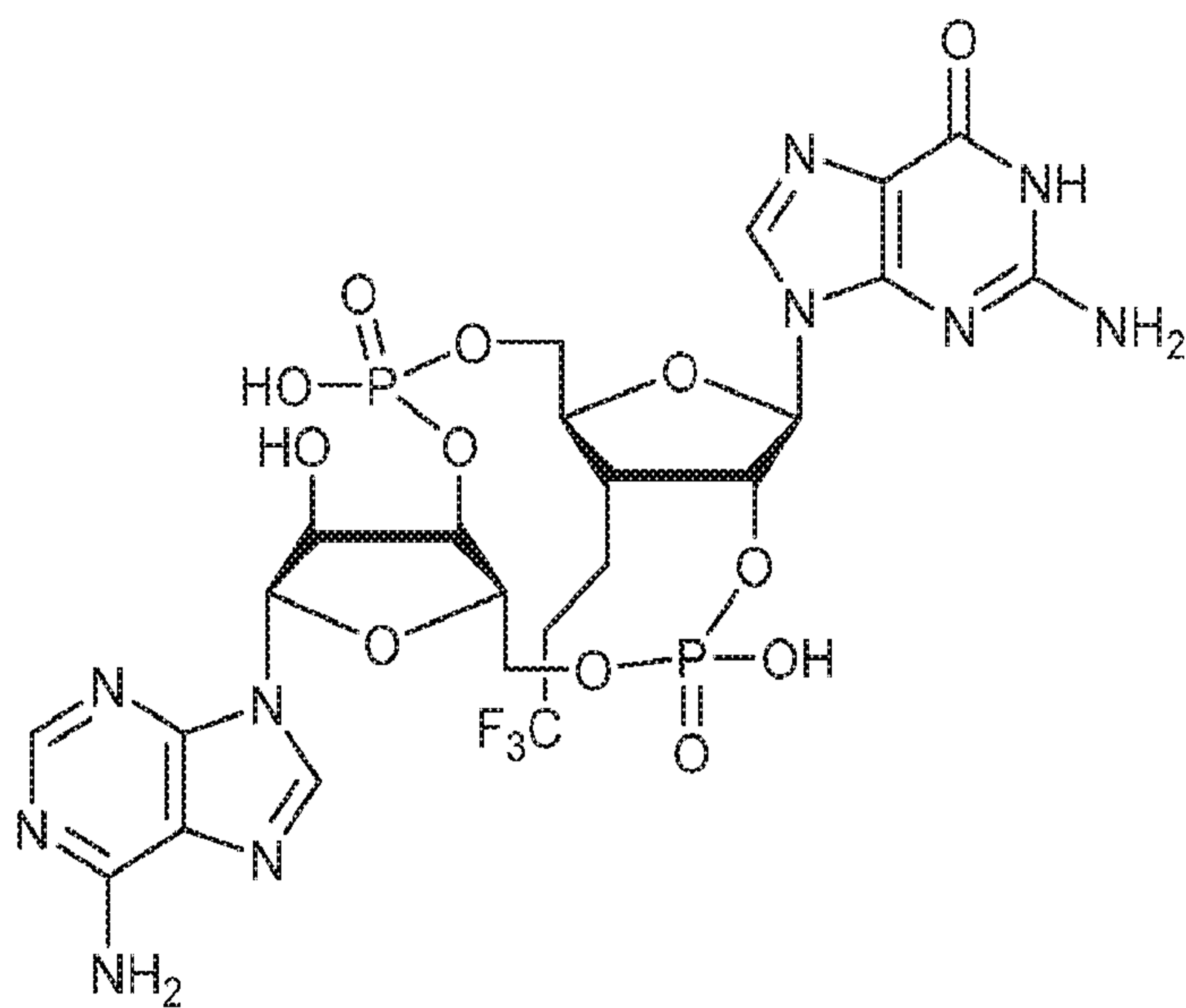
41. A compound according to the formula:



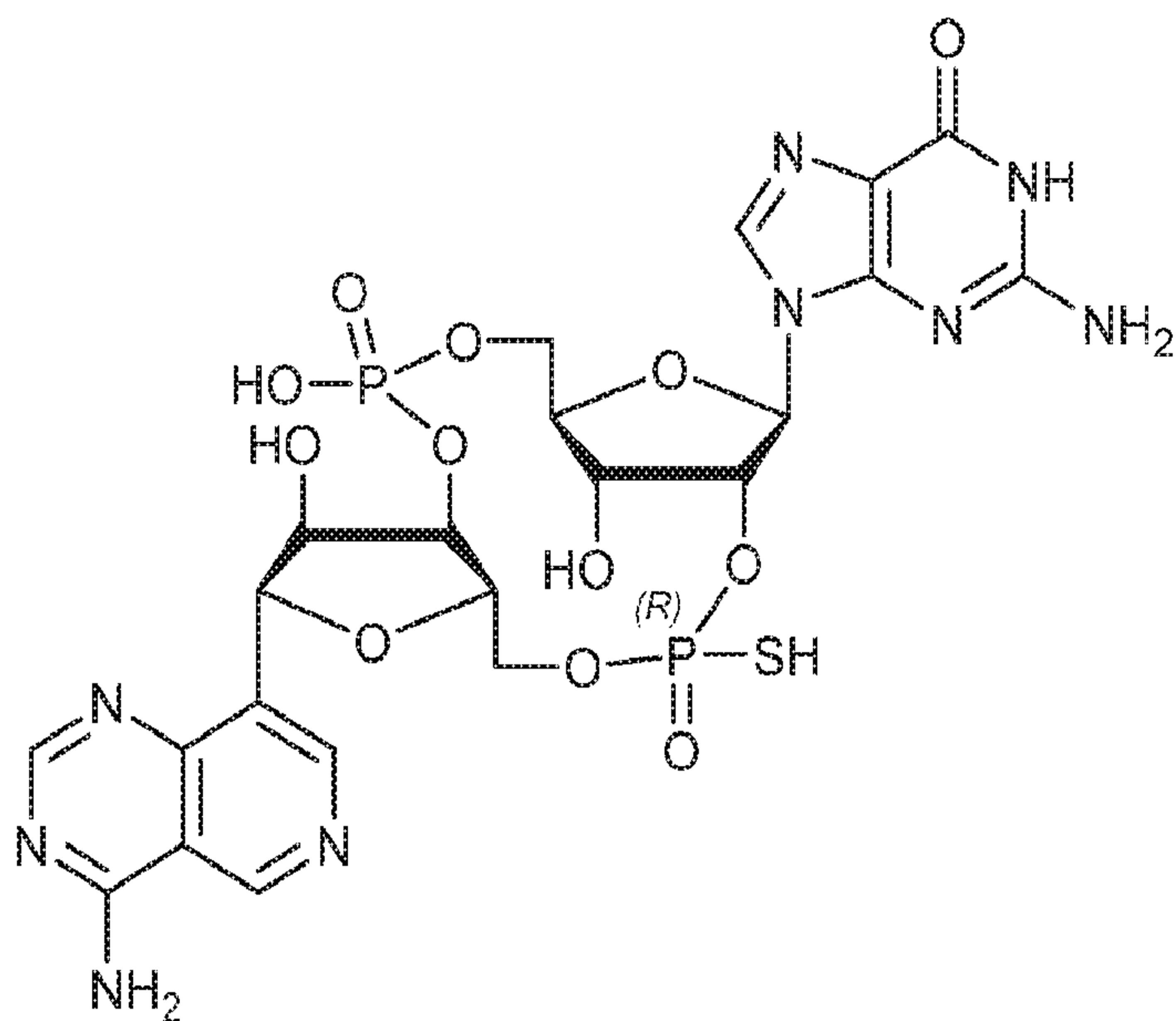
42. A compound according to the formula:



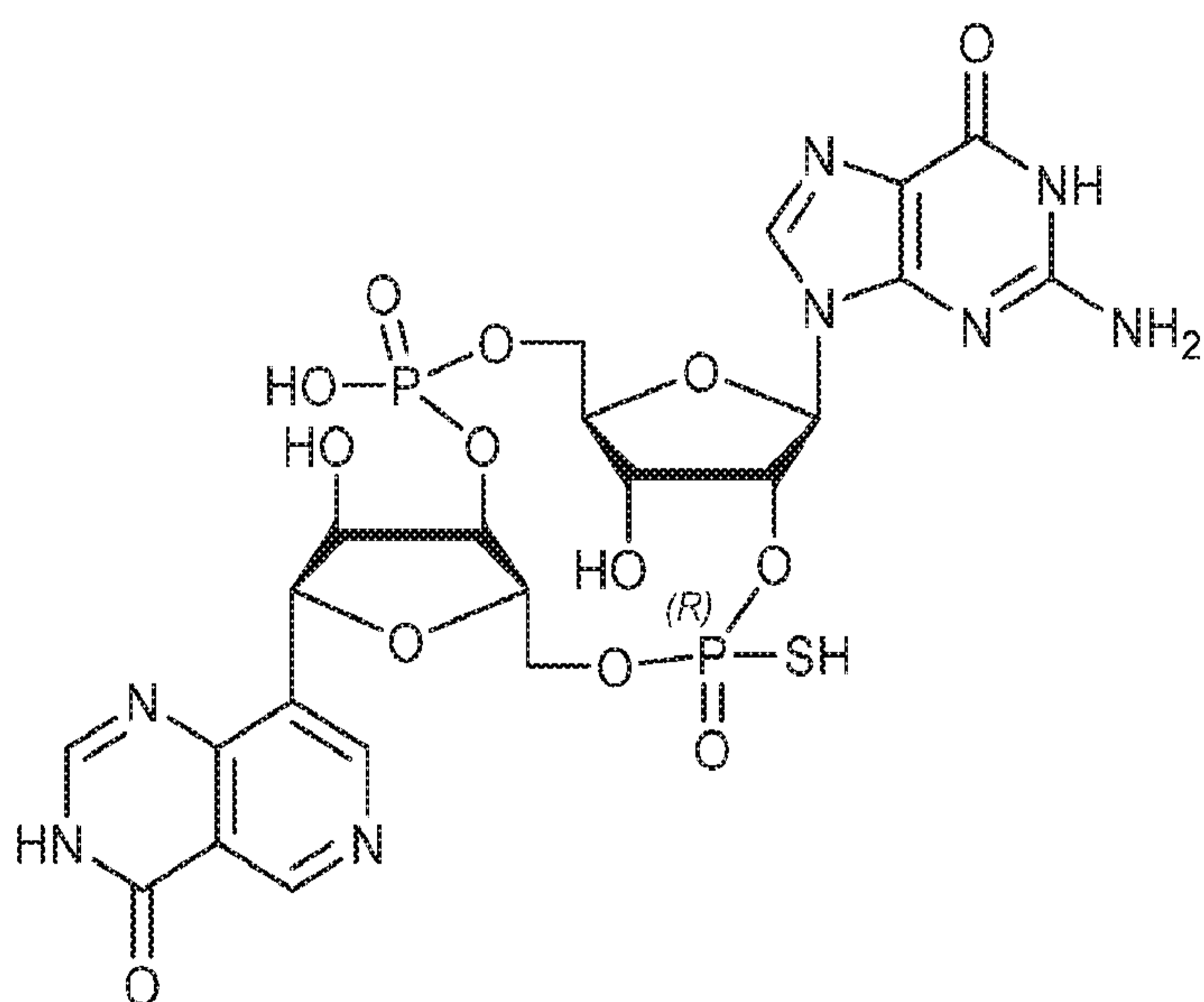
43. A compound according to the formula:



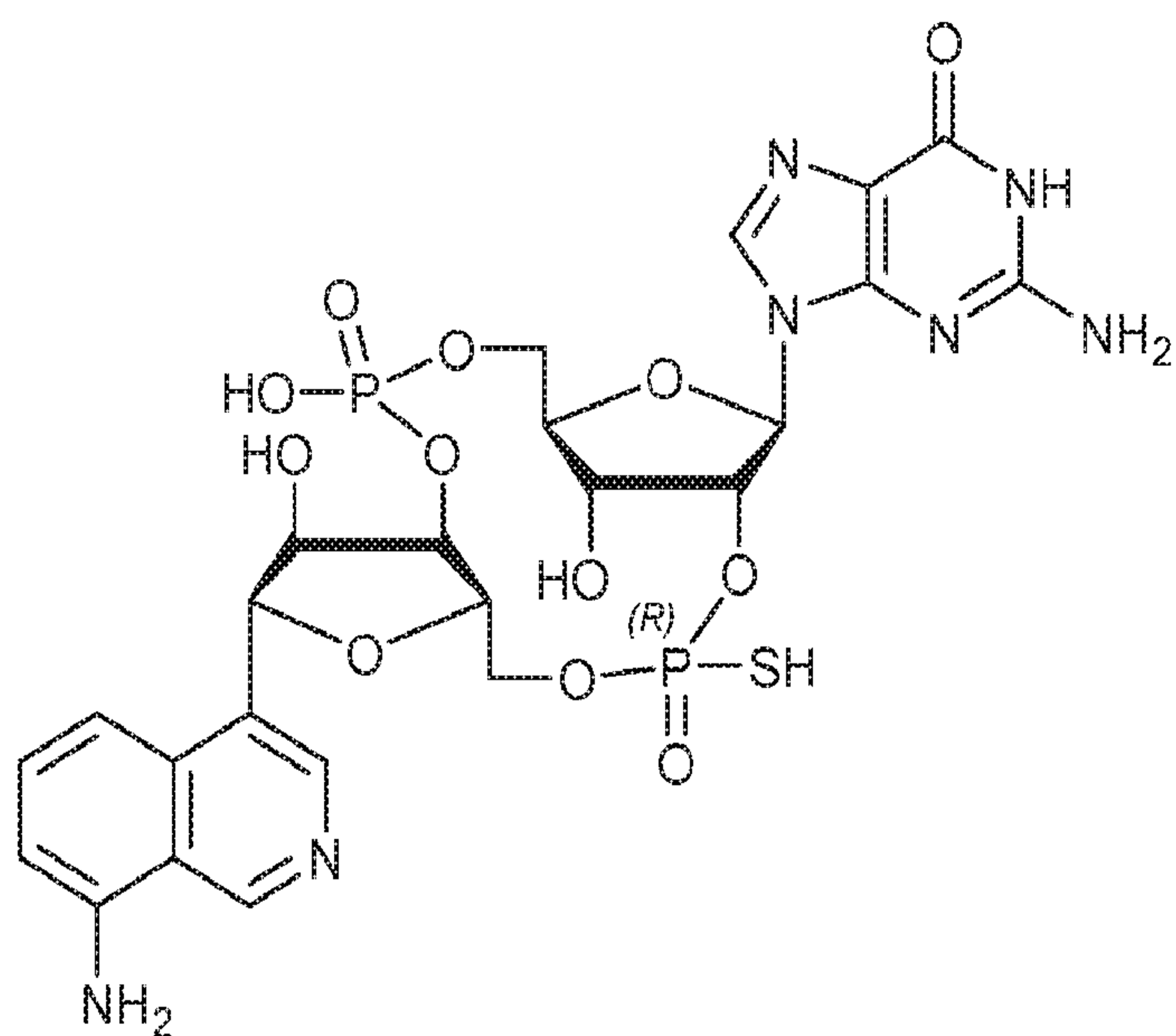
44. A compound according to the formula:



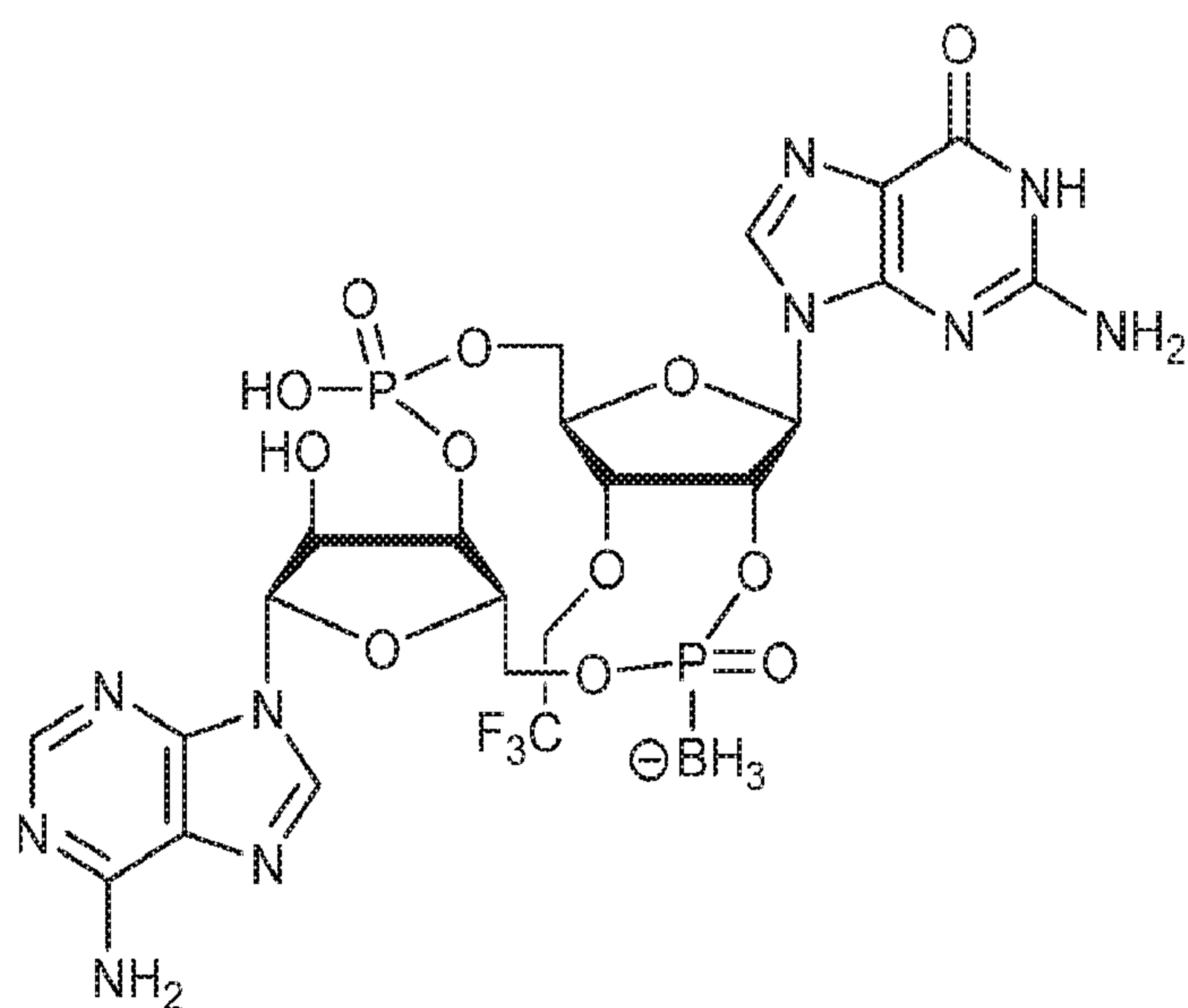
45. A compound according to the formula:



46. A compound according to the formula:

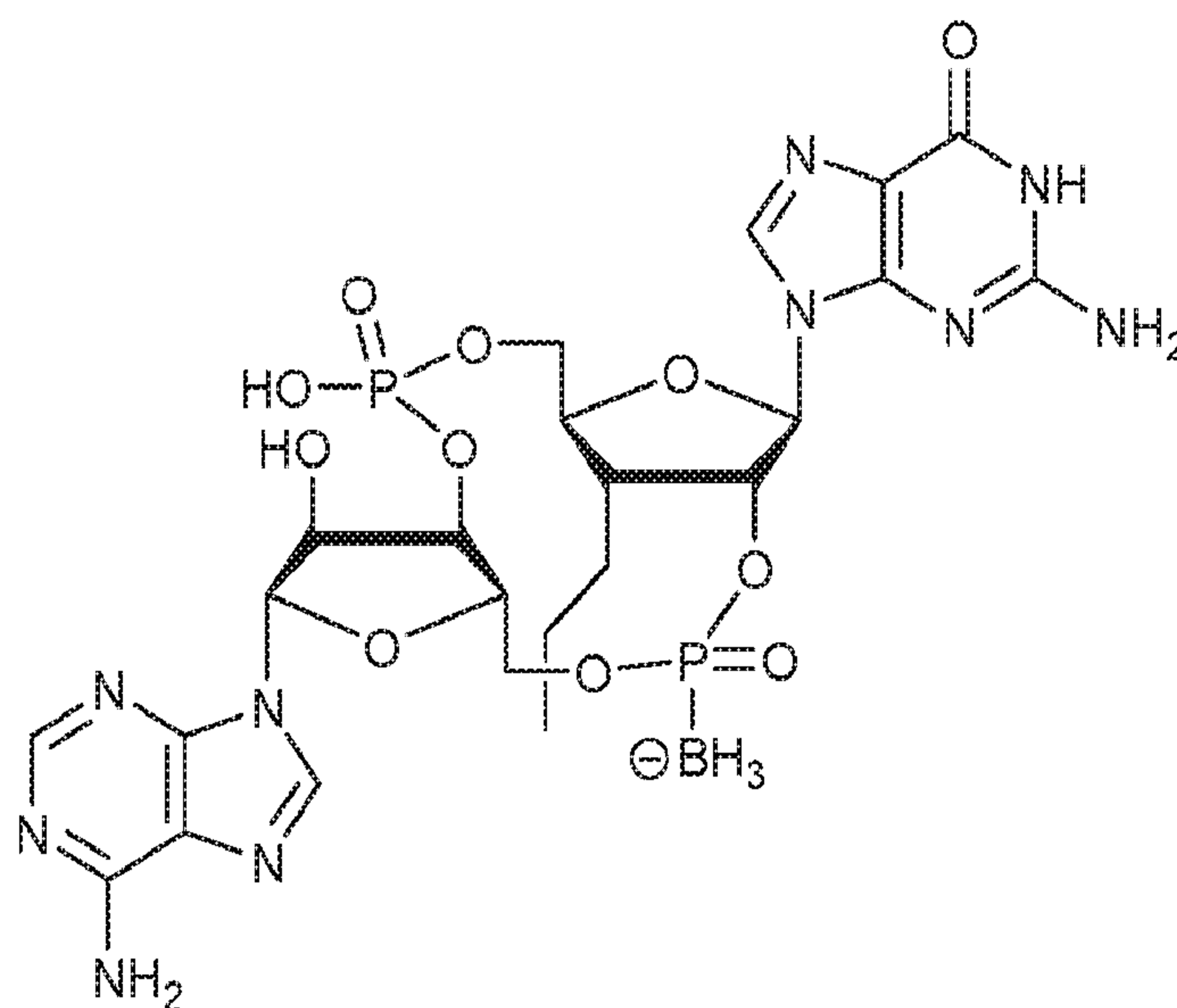


47. A compound selected from the group consisting of (*R_P*)- and (*S_P*)-

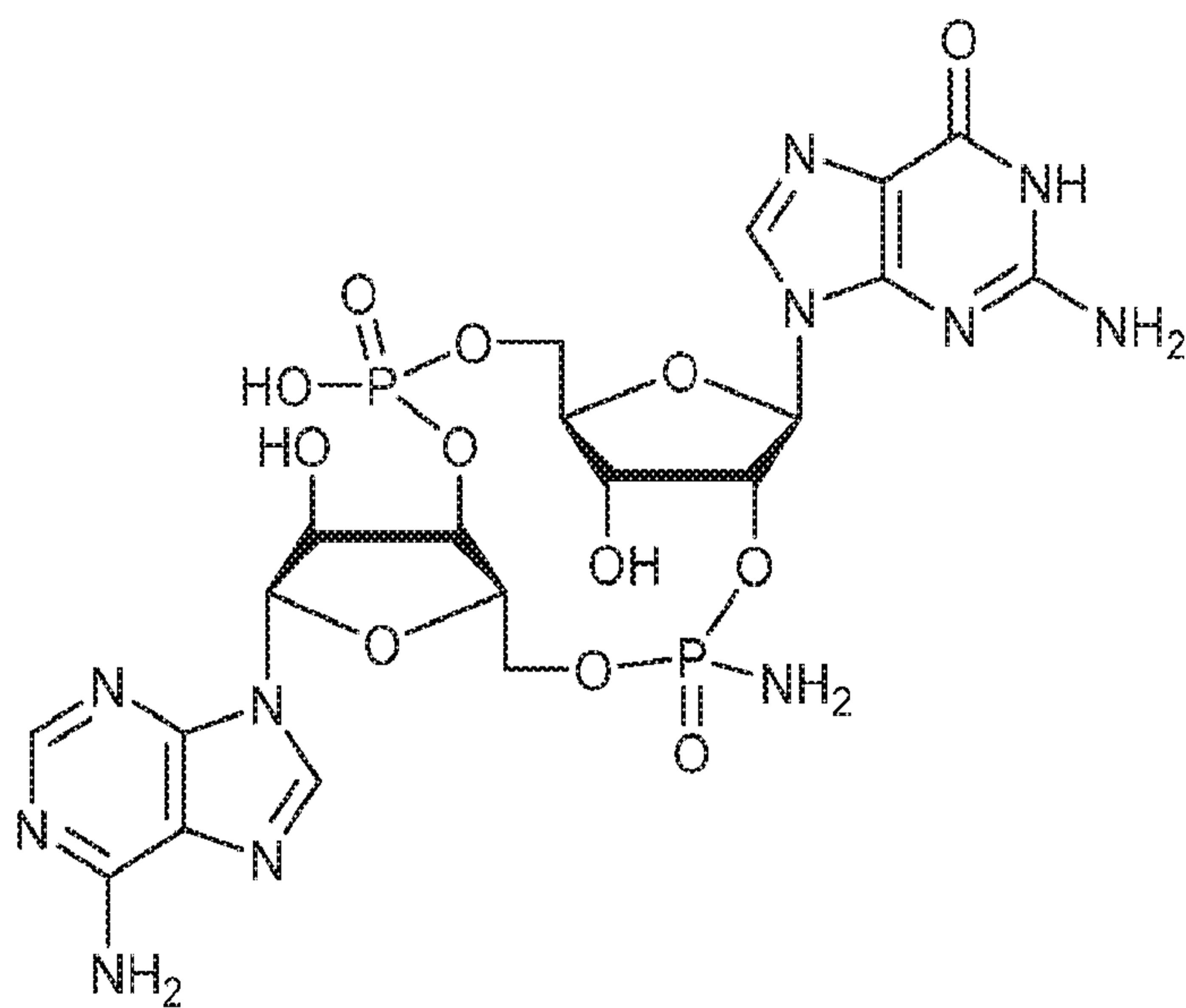


boranophosphates of the formula:

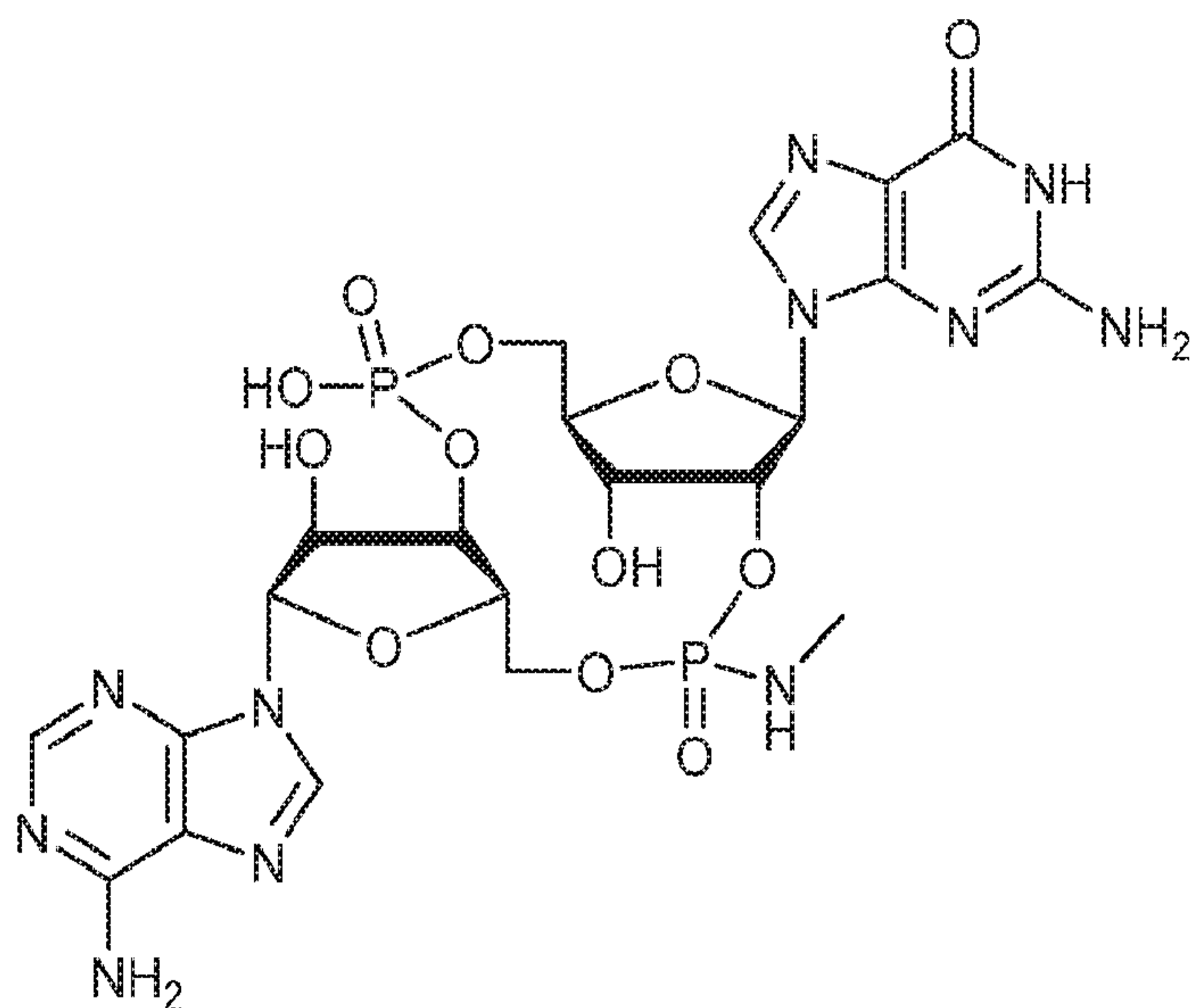
48. A compound selected from the group consisting of (*R_P*)- and (*S_P*)-



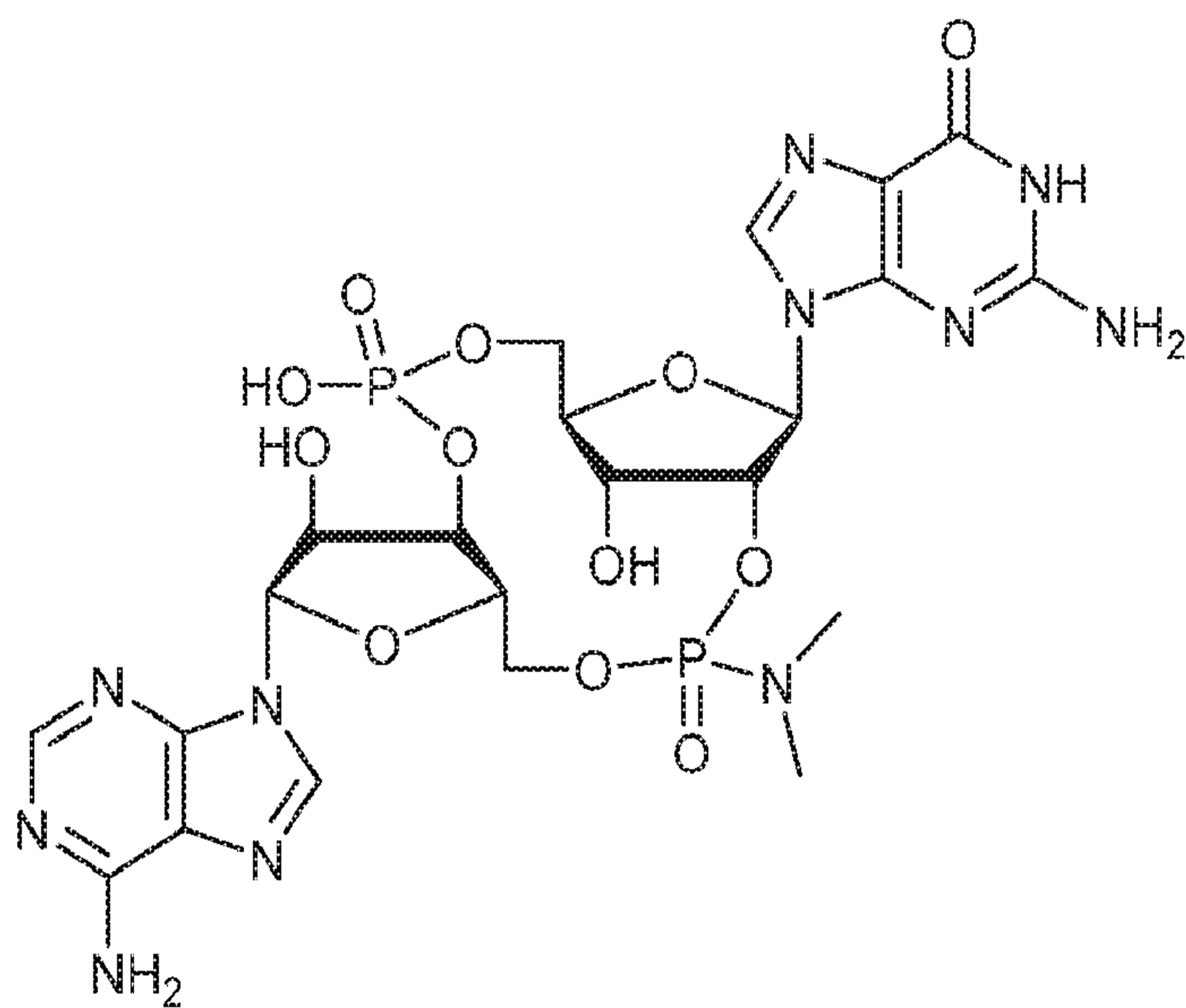
49. A compound according to the formula:



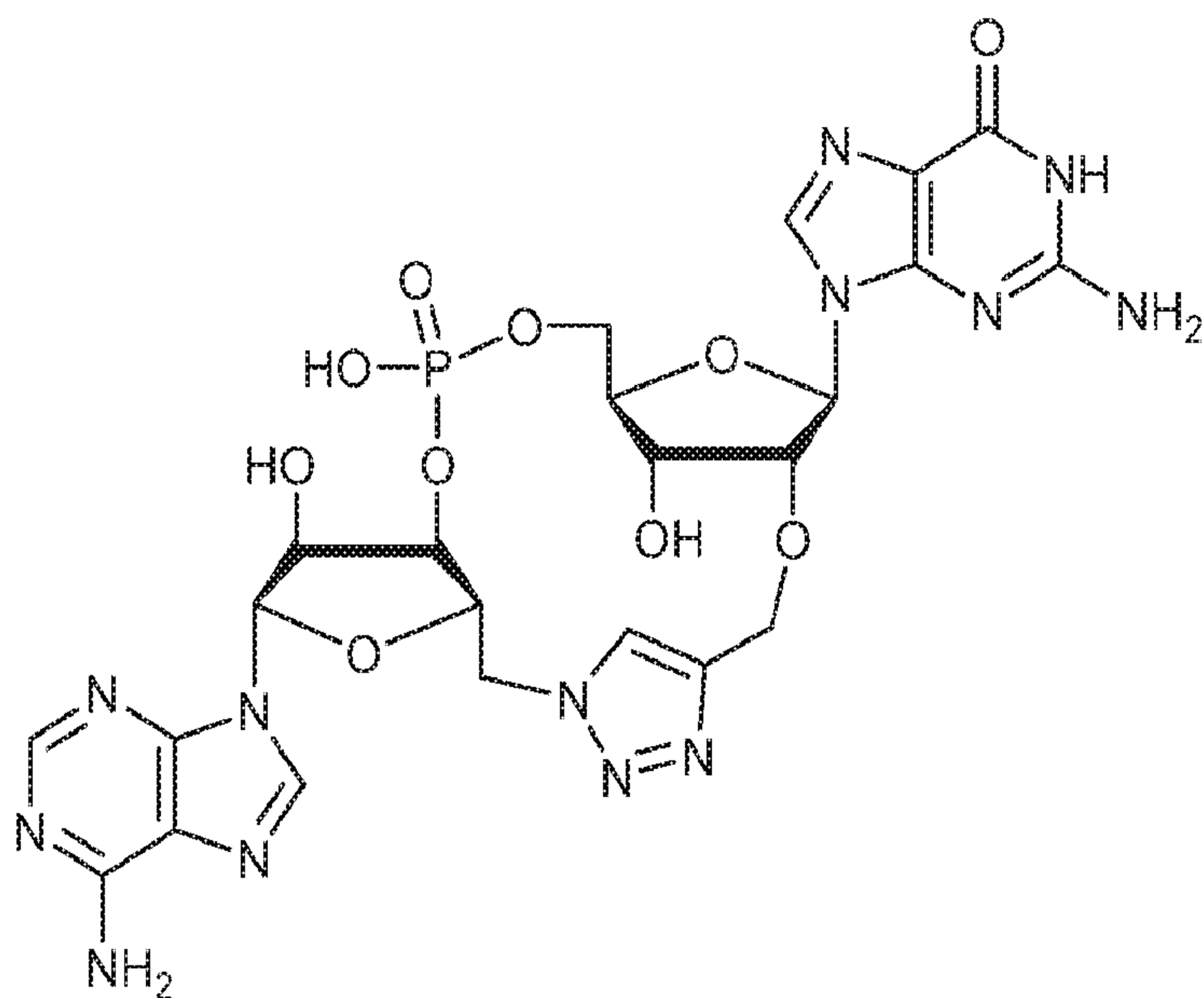
50. A compound according to the formula:



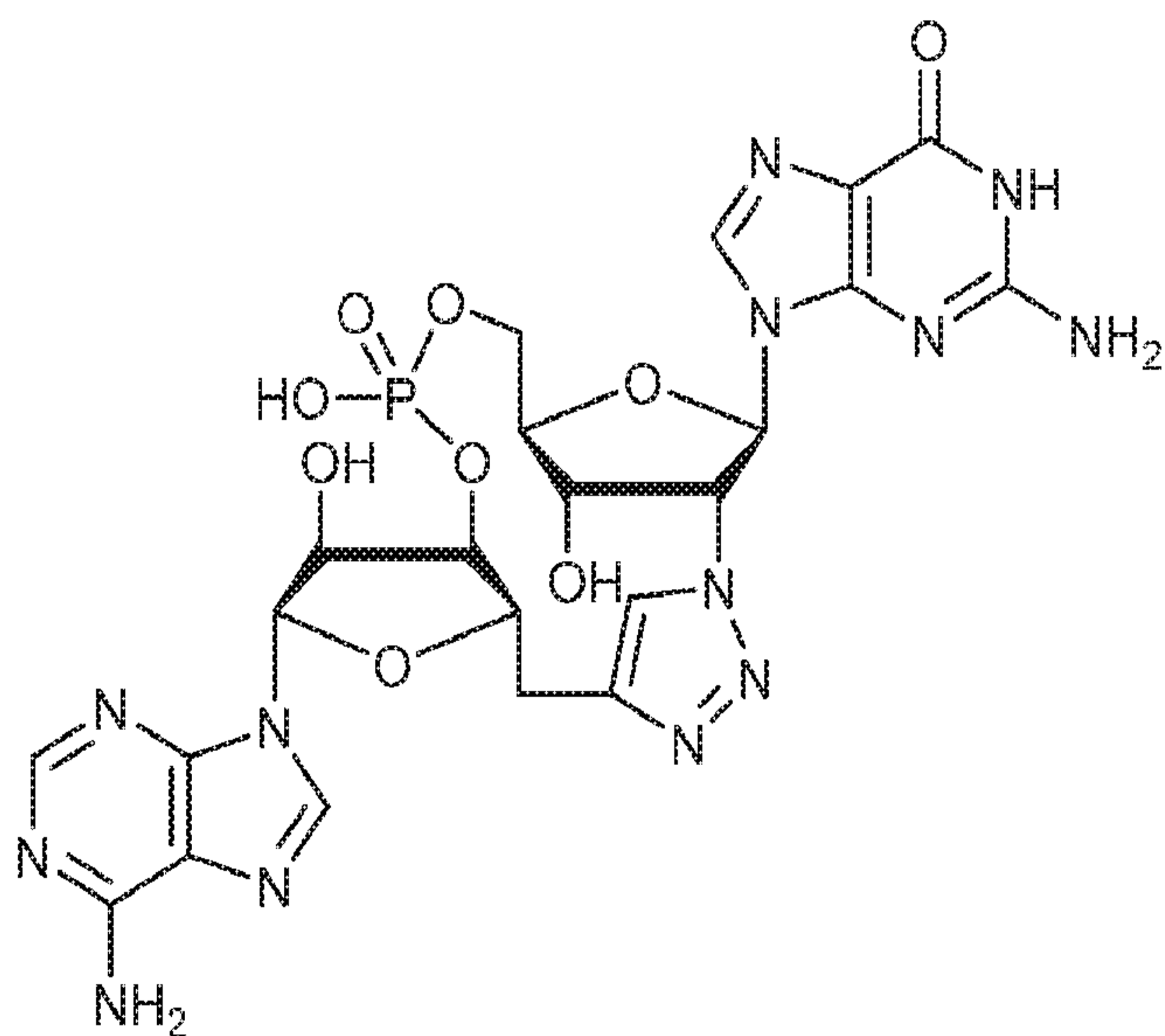
51. A compound according to the formula:



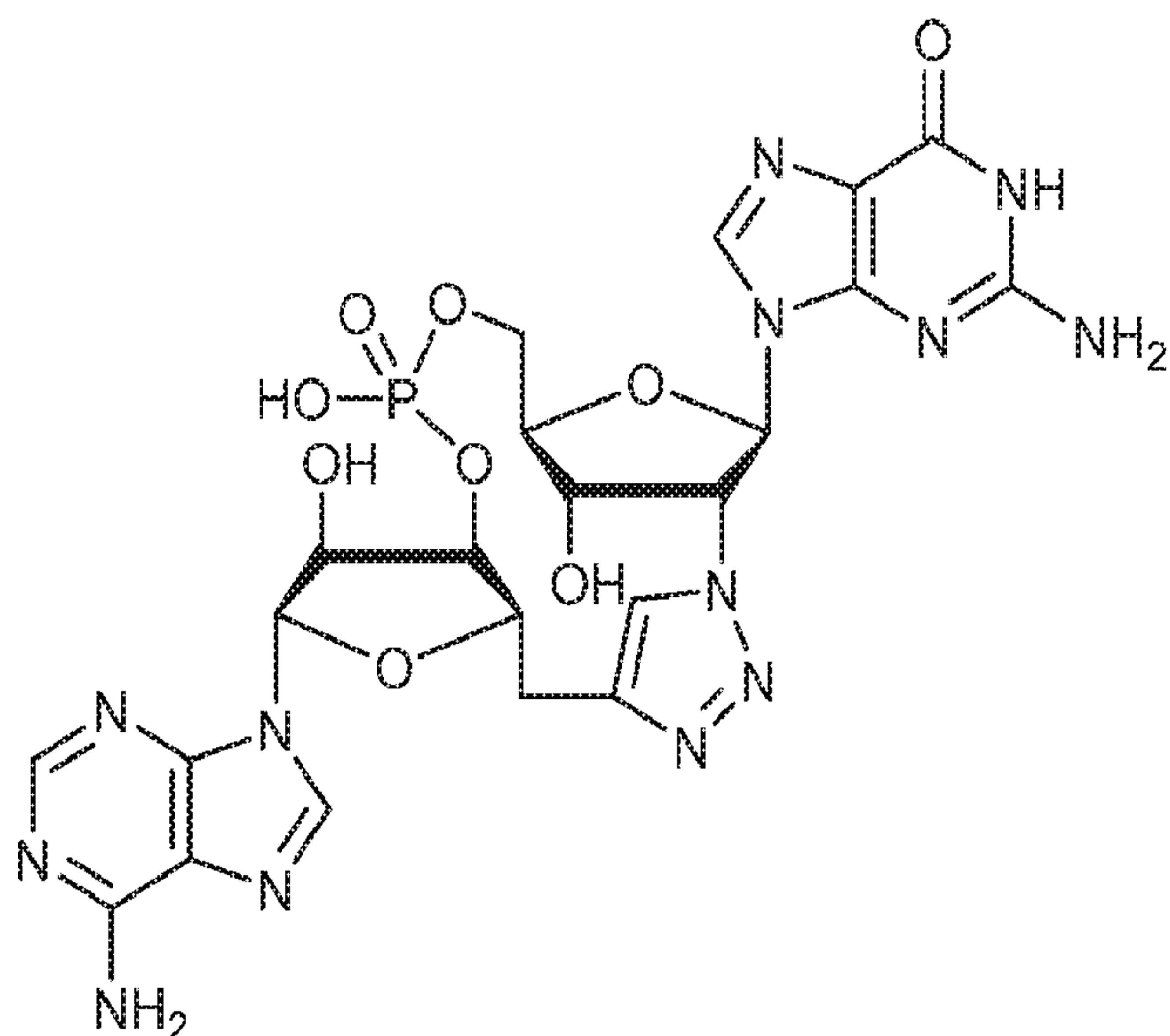
52. A compound according to the formula:



53. A compound according to the formula:



54. A compound according to the formula:



55. A pharmaceutical composition comprising a compound of formula I, or a pharmaceutically acceptable salt thereof.

56. A pharmaceutical composition wherein the composition is a compound of formula I in a pharmaceutical formulation including a nanoparticle or another delivery vehicle.

57. A pharmaceutical composition wherein the composition is a compound of formula I in combination with at least one further therapeutic agent.

58. A pharmaceutical composition of claim 57 wherein the additional therapeutic agent is an immune checkpoint inhibitor including but is not limited to antibodies against PD-1, PD-L1 or CTLA-4.

59. A pharmaceutical composition of claim 57 wherein the additional therapeutic agent is radiation including stereotactic body radiation therapy (SBRT).

60. A pharmaceutical composition of claim 57 wherein the additional therapeutic agent is an anti-neoplastic agent, including chemotherapeutic agent and therapeutic antibodies.

61. A pharmaceutical composition wherein the composition is a compound of formula I in a pharmaceutical formulation with an immunogen of a cancer cell (tumor antigen) or of an infectious pathogen.

62. A pharmaceutical composition of claim 57 wherein the composition further comprises one or more of pharmaceutically acceptable carriers, diluents and excipients.

63. A method of inducing or promoting an immune response comprising administering to a patient in need thereof, an effective amount of a compound of formula I, or a pharmaceutically acceptable salt thereof.

64. A method of inducing or promoting an immune response comprising administering to a patient in need thereof, an effective amount of a pharmaceutical composition according to claim 63.

65. A method of inducing or promoting a STING-dependent immune response comprising administering to a patient in need thereof, an effective amount of a compound of formula I, or a pharmaceutically acceptable salt thereof.

66. A method of inducing or promoting a STING-dependent immune response comprising administering to a patient in need thereof, an effective amount of a pharmaceutical composition according to claim 63.

67. A method of treating cancer comprising administering to a patient in need thereof, a therapeutically effective amount of a compound of formula I, or a pharmaceutically acceptable salt thereof.

68. A method of treating cancer comprising administering to a patient in need thereof, a therapeutically effective amount of a pharmaceutical composition according to claim 67.

69. A method of treating cancer comprising administering to a patient in need thereof, a therapeutically effective amount of a pharmaceutical composition comprising a compound of formula I, or a pharmaceutically acceptable salt thereof, in combination with immune checkpoint antibodies, including but is not limited to, antibodies against PD-1, PD-L1 or CTLA-4.

70. A method of treating cancer comprising administering to a patient in need thereof, a therapeutically effective amount of a pharmaceutical composition comprising a compound of formula I, or a pharmaceutically acceptable salt thereof, in combination with radiation including stereiotactic body radiation therapy (SBRT).

71. A method of treating cancer comprising administering to a patient in need thereof, a therapeutically effective amount of a pharmaceutical composition comprising a compound of formula I, or a pharmaceutically acceptable salt thereof, in combination with an anti-neoplastic agent, including chemotherapeutic agent and therapeutic antibodies.

72. A method of treating infectious diseases comprising administering to a patient in need thereof, a therapeutically effective amount of a compound of formula I, or a pharmaceutically acceptable salt thereof.

73. A method of treating infectious diseases comprising administering to a patient in need thereof, a therapeutically effective amount of a pharmaceutical composition according to claims 72.

74. A method of treating immune disorders comprising administering to a patient in need thereof, a therapeutically effective amount of a compound of formula I, or a pharmaceutically acceptable salt thereof.

75. A method of treating immune disorders comprising administering to a patient in need thereof, a therapeutically effective amount of a pharmaceutical composition according to claims 74.

76. A vaccine composition comprising an antigen or antigen composition and a compound of Formula I, or a pharmaceutically acceptable salt thereof, for use in the treatment or prevention of a disease.

77. The use of a compound of Formula I, or a pharmaceutically acceptable salt thereof, for the manufacture of a vaccine composition comprising an antigen or antigen composition for the treatment or prevention of a disease.

78. A method of treating or preventing a disease comprising the administration to a patient suffering from or susceptible to the disease, a vaccine composition comprising an antigen or antigen composition and a compound of Formula I, or a pharmaceutically acceptable salt thereof.

79. A method of treating or preventing a disease comprising administering to a patient in need thereof, a therapeutically effective amount of a compound of formula I, or a pharmaceutically acceptable salt thereof, wherein the patient is a mammal.

80. A method of treating or preventing a disease comprising administering to a patient in need thereof, a therapeutically effective amount of a compound of formula I, or a pharmaceutically acceptable salt thereof, wherein the patient is a human.