



US00D912298S

(12) **United States Design Patent**
Leijh

(10) **Patent No.:** **US D912,298 S**

(45) **Date of Patent:** **** Mar. 2, 2021**

(54) **LIGHTING FIXTURE**

(71) Applicant: **SIGNIFY HOLDING B.V.**, Eindhoven (NL)

(72) Inventor: **Basten Leijh**, Amsterdam (NL)

(73) Assignee: **SIGNIFY HOLDING B.V.**, Eindhoven (NL)

(**) Term: **15 Years**

(21) Appl. No.: **29/702,282**

(22) Filed: **Aug. 18, 2019**

(30) **Foreign Application Priority Data**

Feb. 18, 2019 (EM) 006260568

(51) **LOC (13) CL.** **26-05**

(52) **U.S. Cl.**
USPC **D26/74**

(58) **Field of Classification Search**

USPC D26/74, 72, 75, 76, 77, 78, 85, 88, 89,
D26/118, 138, 141; 362/364, 365, 373,
362/145, 146, 147, 148, 150, 153, 153.1,
362/294, 296.01, 296.07, 296.08
CPC F21V 29/2262; F21V 7/06; F21V 21/044;
F21V 21/047; F21V 29/2212; F21V
29/2225; F21V 29/2256; F21V 29/225;
F21V 29/2268; F21Y 2111/002; F21S
8/02; F21S 8/026

See application file for complete search history.

(56) **References Cited**

U.S. PATENT DOCUMENTS

D410,295	S	*	5/1999	Lueken	D26/63
D448,880	S	*	10/2001	Benghozi	D26/74
D544,625	S	*	6/2007	Chen	D26/61
D571,497	S	*	6/2008	Chan	D26/74
D601,293	S	*	9/2009	MacKenzie	D26/74
D606,696	S	*	12/2009	Chen	D26/74
D609,840	S	*	2/2010	Tang	D26/74
D658,327	S	*	4/2012	Meise	D26/74
D726,360	S	*	4/2015	Messiaen	D26/74
D747,530	S	*	1/2016	Lazalier	D26/74
D779,700	S	*	2/2017	Lee	D26/74
D779,701	S	*	2/2017	Lazalier	D26/74
D786,473	S	*	5/2017	Dean	D26/74

* cited by examiner

Primary Examiner — Angela J Lee

(74) *Attorney, Agent, or Firm* — Daniel J. Piotrowski

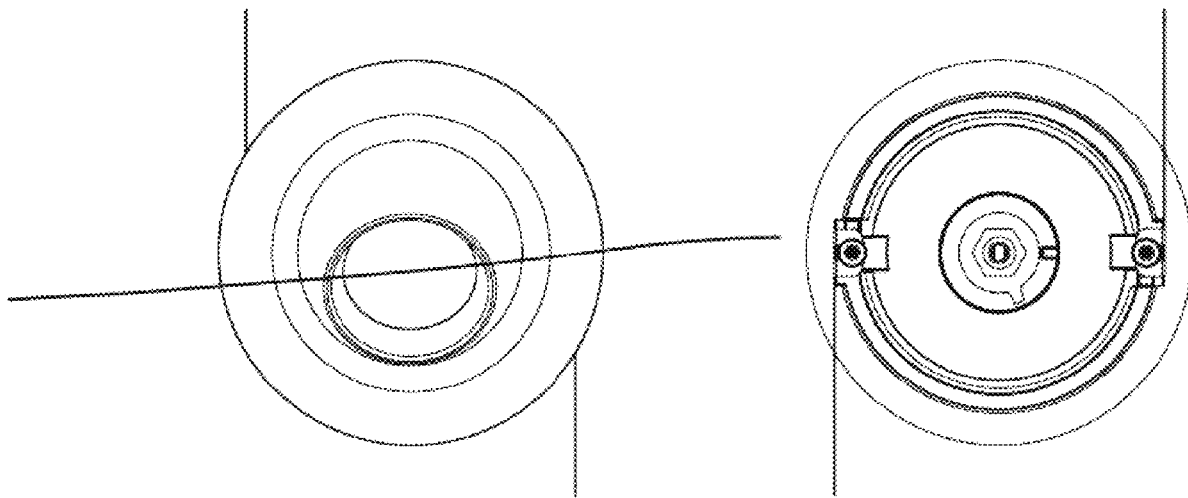
(57) **CLAIM**

The ornamental design for a “lighting fixture”, as shown and described.

DESCRIPTION

FIG. 1 is a top perspective view showing my design;
FIG. 2 is a bottom perspective view showing my design;
FIG. 3 is a front side elevational view thereof;
FIG. 4 is a rear side elevational view thereof;
FIG. 5 is a right side elevational view thereof;
FIG. 6 is a left side elevational view thereof;
FIG. 7 is a bottom plan view thereof; and,
FIG. 8 is a top plan view thereof.

1 Claim, 4 Drawing Sheets



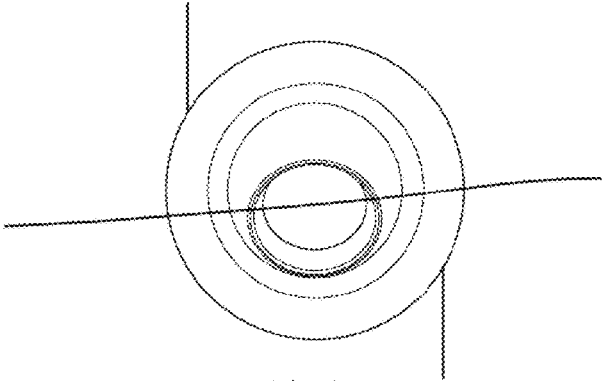


Fig. 1

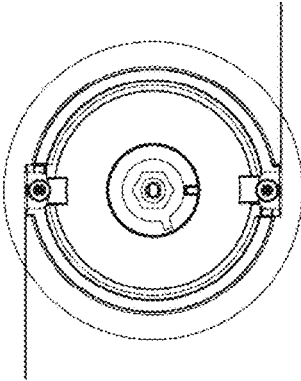


Fig. 2

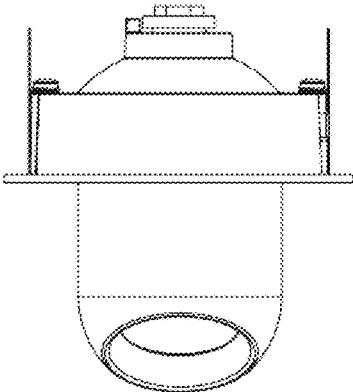


Fig. 3

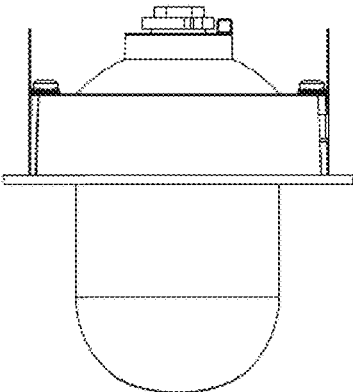


Fig. 4

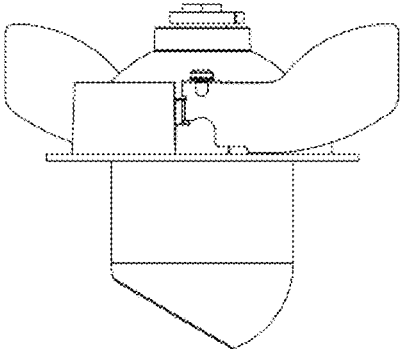


Fig. 5

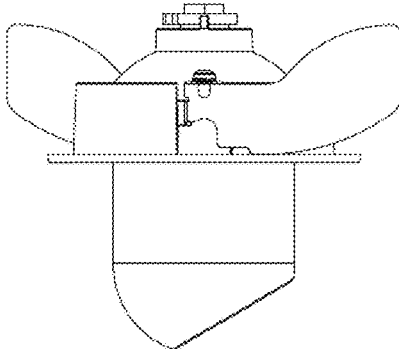


Fig. 6

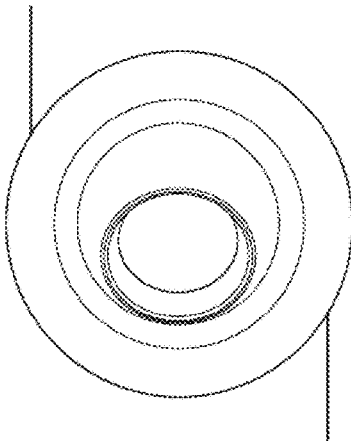


Fig. 7

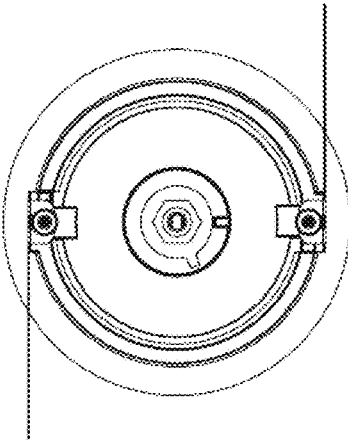


Fig. 8