

[54] **ELECTRONIC CALCULATOR**

[75] **Inventor: Kazuo Yamada, Osaka, Japan**

[73] **Assignee: Sharp Corporation, Osaka, Japan**

[**] **Term: 14 Years**

[21] **Appl. No.: 410,473**

[22] **Filed: Mar. 15, 1982**

[30] **Foreign Application Priority Data**

Sep. 18, 1981 [JP] Japan 56-41927

[52] **U.S. Cl.** **D18/7**

[58] **Field of Search** D18/2, 6-8,
D18/11, 12; D10/46.1, 2; D21/13;
364/706-710; 200/5 A; D14/100, 106, 115

[56] **References Cited**

U.S. PATENT DOCUMENTS

D. 262,140 9/1981 Yamagami et al. D18/11 X
D. 269,355 6/1983 Yamagami D18/7
3,978,328 8/1976 Fabry et al. 364/709
4,190,748 2/1980 Langford 200/5 A

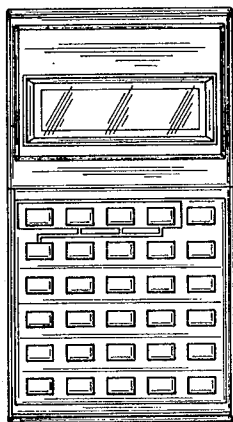
Primary Examiner—Louis S. Zarfes
Attorney, Agent, or Firm—Flehr, Hohbach, Test,
Albritton & Herbert


[57] **CLAIM**

The ornamental design for an electronic calculator, as shown and described.


DESCRIPTION

FIG. 1 is a top plan view of an electronic calculator showing my new design;
FIG. 2 is a bottom plan view thereof;
FIG. 3 is a front elevational view thereof;
FIG. 4 is a rear elevational view thereof; and
FIG. 5 is a right side elevational view thereof, the left side view being the same.

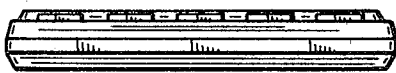





FIG_1



FIG_2



FIG_3



FIG_4



FIG_5