



INTERNATIONAL APPLICATION PUBLISHED UNDER THE PATENT COOPERATION TREATY (PCT)

<p>(51) International Patent Classification ⁶ : C07D 455/04, A61K 31/435, C07D 498/06, 471/06, 513/06</p>	A1	<p>(11) International Publication Number: WO 97/30999 (43) International Publication Date: 28 August 1997 (28.08.97)</p>												
<p>(21) International Application Number: PCT/GB97/00491 (22) International Filing Date: 21 February 1997 (21.02.97)</p> <p>(30) Priority Data:</p> <table border="0"> <tr> <td>9603655.3</td> <td>21 February 1996 (21.02.96)</td> <td>GB</td> </tr> <tr> <td>9603654.6</td> <td>21 February 1996 (21.02.96)</td> <td>GB</td> </tr> <tr> <td>9603689.2</td> <td>21 February 1996 (21.02.96)</td> <td>GB</td> </tr> <tr> <td>9702933.4</td> <td>13 February 1997 (13.02.97)</td> <td>GB</td> </tr> </table> <p>(71) Applicant: CHIROSCIENCE LIMITED [GB/GB]; Cambridge Science Park, Milton Road, Cambridge CB4 4WE (GB).</p> <p>(72) Inventors: HAUGHAN, Alan, Findlay; Chiroscience Limited, Cambridge Science Park, Milton Road, Cambridge CB4 4WE (GB). BEASLEY, Steven, Colin; Chiroscience Limited, Cambridge Science Park, Milton Road, Cambridge CB4 4WE (GB). MONTANA, John, Gary; Chiroscience Limited, Cambridge Science Park, Milton Road, Cambridge CB4 4WE (GB). RUNCIE, Karen, Ann; Chiroscience Limited, Cambridge Science Park, Milton Road, Cambridge CB4 4WE (GB). WATSON, Robert, John; Chiroscience Limited, Cambridge Science Park, Milton Road, Cambridge CB4 4WE (GB).</p>		9603655.3	21 February 1996 (21.02.96)	GB	9603654.6	21 February 1996 (21.02.96)	GB	9603689.2	21 February 1996 (21.02.96)	GB	9702933.4	13 February 1997 (13.02.97)	GB	<p>(74) Agent: GILL JENNINGS & EVERY; Broadgate House, 7 Eldon Street, London EC2M 7LH (GB).</p> <p>(81) Designated States: AL, AM, AU, AZ, BA, BB, BG, BR, BY, CA, CN, CU, CZ, EE, GB, GE, HU, IL, IS, JP, KE, KG, KP, KR, KZ, LC, LK, LR, LS, LT, LV, MD, MG, MK, MN, MW, MX, NO, NZ, PL, RO, RU, SD, SG, SI, SK, TJ, TM, TR, TT, UA, UG, UZ, VN, YU, ARIPO patent (KE, LS, MW, SD, SZ, UG), Eurasian patent (AM, AZ, BY, KG, KZ, MD, RU, TJ, TM), European patent (AT, BE, CH, DE, DK, ES, FI, FR, GB, GR, IE, IT, LU, MC, NL, PT, SE), OAPI patent (BF, BJ, CF, CG, CI, CM, GA, GN, ML, MR, NE, SN, TD, TG).</p> <p>Published <i>With international search report.</i></p>
9603655.3	21 February 1996 (21.02.96)	GB												
9603654.6	21 February 1996 (21.02.96)	GB												
9603689.2	21 February 1996 (21.02.96)	GB												
9702933.4	13 February 1997 (13.02.97)	GB												
<p>(54) Title: QUINOLONES AND THEIR THERAPEUTIC USE</p> <p>(57) Abstract</p> <p>A compound of formula (I), wherein R¹ represents a bicyclic structure in which a cycloalkyl or heterocyclo ring is bound to NH and is fused to a second ring selected from aryl or heteroaryl, and in which either or each ring is optionally substituted by one or more substituents chosen from halo, C₁₋₆ alkoxy, hydroxy, CN, CO₂H (or C₁₋₆ alkyl esters or C₁₋₆ alkyl amides thereof), C₁₋₆ alkyl, NR⁶R⁷ and SO₂NR⁶R⁷; R³, R⁴ and R⁵ are the same or different and represent H, halo, C₁₋₆ alkoxy, hydroxy, CN, CO₂H (or C₁₋₆ alkyl esters or C₁₋₆ alkyl amides thereof), NR⁶R⁷, SO₂NR⁶R⁷ or C₁₋₆ alkyl in which alkyl is optionally substituted with halo, C₁₋₆ alkoxy, hydroxy, CN, CO₂H (or C₁₋₆ alkyl esters or C₁₋₆ alkyl amides thereof), NR⁶R⁷ or SO₂NR⁶R⁷, or any adjacent two substituents R³-R⁵ are joined to form an optionally substituted carbocyclic aromatic, heteroaromatic, saturated carbocyclic or heterocyclic ring; R⁶ and R⁷ are the same or different and represent H, C₁₋₆ alkyl, cycloalkyl, C₁₋₆ alkylcarbonyl, arylcarbonyl, C₁₋₆ alkoxy carbonyl, arylsulphonyl or C₁₋₆ alkylsulphonyl, or NR⁶R⁷ is a 5 or 6-membered ring such as pyrrolidine, piperidine, morpholine or piperazine; X represents a linking group selected from -(CR⁹R¹⁰)₂₋₃-, -Y-(CR⁹R¹⁰)₂-, -(CR⁹R¹⁰)₂-Y-, -CR⁹R¹⁰.Y-CR⁹R¹⁰., and -Y-CR⁹R¹⁰.Z-, Y and Z being independently NR¹¹, O or S(O)₀₋₂, provided that Y and Z are not both S(O)₀₋₂; Q represents O or S; and each R⁹, each R¹⁰ and R¹¹ are the same or different and are H or C₁₋₆ alkyl; or a pharmaceutically-acceptable salt, solvate or hydrate thereof.</p> <div style="text-align: center;"> <p style="text-align: right;">(I)</p> </div>														

FOR THE PURPOSES OF INFORMATION ONLY

Codes used to identify States party to the PCT on the front pages of pamphlets publishing international applications under the PCT.

AM	Armenia	GB	United Kingdom	MW	Malawi
AT	Austria	GE	Georgia	MX	Mexico
AU	Australia	GN	Guinea	NE	Niger
BB	Barbados	GR	Greece	NL	Netherlands
BE	Belgium	HU	Hungary	NO	Norway
BF	Burkina Faso	IE	Ireland	NZ	New Zealand
BG	Bulgaria	IT	Italy	PL	Poland
BJ	Benin	JP	Japan	PT	Portugal
BR	Brazil	KE	Kenya	RO	Romania
BY	Belarus	KG	Kyrgystan	RU	Russian Federation
CA	Canada	KP	Democratic People's Republic of Korea	SD	Sudan
CF	Central African Republic	KR	Republic of Korea	SE	Sweden
CG	Congo	KZ	Kazakhstan	SG	Singapore
CH	Switzerland	LI	Liechtenstein	SI	Slovenia
CI	Côte d'Ivoire	LK	Sri Lanka	SK	Slovakia
CM	Cameroon	LR	Liberia	SN	Senegal
CN	China	LT	Lithuania	SZ	Swaziland
CS	Czechoslovakia	LU	Luxembourg	TD	Chad
CZ	Czech Republic	LV	Latvia	TG	Togo
DE	Germany	MC	Monaco	TJ	Tajikistan
DK	Denmark	MD	Republic of Moldova	TT	Trinidad and Tobago
EE	Estonia	MG	Madagascar	UA	Ukraine
ES	Spain	ML	Mali	UG	Uganda
FI	Finland	MN	Mongolia	US	United States of America
FR	France	MR	Mauritania	UZ	Uzbekistan
GA	Gabon			VN	Viet Nam

QUINOLONES AND THEIR THERAPEUTIC USE

Field of the Invention

The present invention relates to novel quinolone derivatives and pharmaceutically-acceptable salts thereof, processes for their production, and their
5 formulation and use as pharmaceuticals.

Background of the Invention

Quinolone and quinolizine compounds are known mainly as antibacterial agents (JP-A-05025162; US-A-5037834; EP-A-0420069; JP-A-02040379; EP-A-0343560; DE-A-3816119; EP-A-0304158; FR-A-2644784; WO-A-9410163; DE-A-3641312) or
10 antiviral agents (US-A-4959363), but also as inhibitors of 5-lipoxygenase (JP-A-02124871), cardiotonics and vasodilators (JP-A-01061461) and 5-HT₃ antagonists for the treatment of peripheral disorders associated with pain (WO-A-9501793; GB-A-2236751).

GB-A-2236751 describes quinolone-3-carboxamides as 5-HT₃ antagonists, for
15 use in the treatment of neuro-psychiatric disorders. US-A-4001243 discloses benzoquinoline-2-carboxylic acids and esters as anti-microbial agents. GB-A-1433151 discloses N-tetrazolyl-benzoquinolizine-2-carboxamides, as agents that may be useful in the treatment of allergies including asthma.

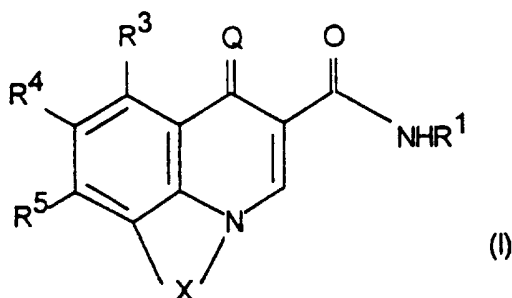
Phosphodiesterases (PDE) and Tumour Necrosis Factor (TNF), their modes of
20 action and the therapeutic utilities of inhibitors thereof, are described in WO-A-9704775 and WO-A-9704779, the contents of which are incorporated herein by reference. The same documents disclose quinolones having utility as PDE and TNF inhibitors.

Summary of the invention

This invention relates to compounds and their utility to treat disease states, for
25 example disease states associated with proteins that mediate cellular activity, for example by inhibiting tumour necrosis factor and/or by inhibiting phosphodiesterase IV. According to the invention, novel compounds are of formula (I):

2

5



wherein R¹ represents a bicyclic structure (e.g. indanyl) in which a cycloalkyl or
 10 heterocyclo ring is bound to NH and is fused to a second ring selected from aryl or
 heteroaryl, in which either or each ring is optionally substituted by one or more
 substituents chosen from halo, C₁₋₆ alkoxy, hydroxy, CN, CO₂H (or C₁₋₆ alkyl esters or
 C₁₋₆ alkyl amides thereof), C₁₋₆ alkyl, NR⁶R⁷ and SO₂NR⁶R⁷;

R³, R⁴ and R⁵ are the same or different and represent H, halo, C₁₋₆ alkoxy,
 15 hydroxy, CN, CO₂H (or C₁₋₆ alkyl esters or C₁₋₆ alkyl amides thereof), NR⁶R⁷, SO₂NR⁶R⁷
 or C₁₋₆ alkyl in which alkyl is optionally substituted with halo, C₁₋₆ alkoxy, hydroxy, CN,
 CO₂H (or C₁₋₆ alkyl esters or C₁₋₆ alkyl amides thereof), NR⁶R⁷ or SO₂NR⁶R⁷, or any
 adjacent two substituents R³-R⁵ are joined to form an optionally substituted carbocyclic
 aromatic, heteroaromatic, saturated carbocyclic or heterocyclic ring;

20 R⁶ and R⁷ are the same or different and represent H, C₁₋₆ alkyl, cycloalkyl, C₁₋₆
 alkylcarbonyl, arylcarbonyl, C₁₋₆ alkoxy, arylsulphonyl or C₁₋₆ alkylsulphonyl or
 NR⁶R⁷ is a 5 or 6-membered ring such as pyrrolidine, piperidine, morpholine or
 piperazine;

X represents a linking group selected from -(CR⁹R¹⁰)₂₋₃-, -Y-(CR⁹R¹⁰)₂-, -
 25 (CR⁹R¹⁰)₂-Y-, -CR⁹R¹⁰-Y-CR⁹R¹⁰- and -Y-CR⁹R¹⁰-Z-, Y and Z being independently
 NR¹¹, O or S(O)₀₋₂, provided that Y and Z are not both S(O)₀₋₂;

Q represents O or S;

each R⁹, each R¹⁰ and R¹¹ are the same or different and are H or C₁₋₆ alkyl;
 and pharmaceutically-acceptable salts, solvates and hydrates thereof.

30 Combinations of substituents and/or variables are only permissible if such
 combinations result in stable compounds.

Description of the Invention

Suitable pharmaceutically-acceptable salts are pharmaceutically-acceptable base salts and pharmaceutically-acceptable acid addition salts. Certain of the compounds of formula (I) which contain an acidic group form base salts. Suitable pharmaceutically-acceptable base salts include metal salts, such as alkali metal salts for example sodium salts, or organic amine salts such as that provided with ethylenediamine.

Certain of the compounds of formula (I) which contain an amino group form acid addition salts. Suitable acid addition salts include pharmaceutically-acceptable inorganic salts such as the sulphate, nitrate, phosphate, borate, hydrochloride and hydrobromide and pharmaceutically-acceptable organic acid addition salts such as acetate, tartrate, maleate, citrate, succinate, benzoate, ascorbate, methanesulphate, α -ketoglutarate, α -glycerophosphate and glucose-1-phosphate. The pharmaceutically-acceptable salts of the compounds of formula (1) are prepared using conventional procedures.

It will be appreciated by those skilled in the art that some compounds of formula (I) can exist in more than one tautomeric form. This invention extends to all tautomeric forms.

It will be appreciated that some of the compounds according to the invention can contain one or more asymmetrically-substituted carbon and/or sulphur atoms. The presence of one or more of these asymmetric centers in a compound of formula (I) can give rise to stereoisomers, and in each case the invention is to be understood to extend to all such stereoisomers, including enantiomers, and diastereoisomers and mixtures, including racemic mixtures, thereof.

When used herein the term alkyl whether used alone or when used as part of another group includes straight and branched chain alkyl groups. Cycloalkyl includes a non-aromatic cyclic or multicyclic ring system of about 3 to 10 carbon atoms. The cyclic alkyl may optionally be partially unsaturated. Alkoxy means an alkyl-O- group in which the alkyl group is as previously described. Alkyl amide includes both monoalkyl and dialkyl amides, in which the alkyl groups (previously defined) may be the same or different. Alkylcarbonyl means an alkyl-CO- group in which the alkyl group is as previously described. Aryl indicates carbocyclic radicals containing about 6 to 10 carbon atoms. Heteroaryl means an about 5 to about 10-membered aromatic monocyclic or

multicyclic ring system in which one or more of the atoms in the ring system is an element other than carbon, chosen from amongst nitrogen, oxygen or sulphur. Heterocyclo means an about 5 to about 10-membered saturated or partially saturated monocyclic or multicyclic ring system in which one or more of the atoms in the ring system is an element other than carbon, chosen from amongst nitrogen, oxygen or sulphur. Arylcarbonyl means an aryl-CO- group. Arylsulphonyl means an aryl-SO₂-group. Alkylsulphonyl means an alkyl-SO₂- group. Alkoxy carbonyl means an alkoxy-CO-group. When any two of R³, R⁴ and R⁵ are joined together, an example is methylenedioxy (OCH₂O). Halo means fluorine, chlorine, bromine or iodine.

10 The compounds of formula (I) are preferably in pharmaceutically-acceptable form. By pharmaceutically-acceptable form is meant, *inter alia*, a pharmaceutically-acceptable level of purity excluding normal pharmaceutical additives such as diluents and carriers, and including no material considered toxic at normal dosage levels. A pharmaceutically-acceptable level of purity will generally be at least 50% excluding
15 normal pharmaceutical additives, preferably 75%, more preferably 90% and still more preferably 95%.

Compounds of the invention can be used in the prevention or treatment of "TNF-mediated disease or disease states", i.e. any and all disease states in which TNF plays a role, either by production of TNF itself, or by TNF causing another cytokine to be
20 released, such as but not limited to IL-1 or IL-6. A disease state in which IL-1, for instance, is a major component, and whose production or action is exacerbated or secreted in response to TNF, would therefore be considered a disease state mediated by TNF. As TNF- β (also known as lymphotoxin) has close structural homology with TNF- α (also known as cachectin), and since each induces similar biologic responses and binds
25 to the same cellular receptor, both TNF- α and TNF- β are considered to be inhibited by compounds of the present invention and thus are herein referred to collectively as "TNF" unless specifically indicated otherwise.

This invention relates to a method for mediating or inhibiting the enzymatic activity or catalytic activity of PDE IV in a mammal in need thereof and for inhibiting the
30 production of TNF in a mammal in need thereof, which comprises administering to said

mammal an effective amount of a compound of Formula (I) or a pharmaceutically-acceptable salt thereof.

PDE IV inhibitors are useful in the treatment of a variety of allergic and inflammatory diseases, including: asthma, chronic bronchitis, atopic dermatitis, urticaria, allergic rhinitis, allergic conjunctivitis, vernal conjunctivitis, inflammation of the eye, allergic responses in the eye, eosinophilic granuloma, psoriasis, Bechet's disease, erythematosis, anaphylactoid purpura nephritis, joint inflammation, arthritis, rheumatoid arthritis and other arthritic conditions such as rheumatoid spondylitis and osteoarthritis, septic shock, ulcerative colitis, Crohn's disease, reperfusion injury of the myocardium and brain, chronic glomerulonephritis, endotoxic shock and adult respiratory distress syndrome. In addition, PDE IV inhibitors are useful in the treatment of diabetes insipidus and conditions associated with cerebral metabolic inhibition, such as cerebral senility, senile dementia (Alzheimer's disease), memory impairment associated with Parkinson's disease, depression and multi-infarct dementia. PDE IV inhibitors are also useful in conditions ameliorated by neuroprotectant activity, such as cardiac arrest, stroke and intermittent claudication. PDE IV inhibitors may be useful in the treatment of multiple sclerosis, tardive dyskinesia, ischaemia and Huntingdon's disease. Additionally, PDE IV inhibitors could have utility as gastroprotectants. A special embodiment of the therapeutic methods of the present invention is the treatment of asthma.

The viruses contemplated for treatment herein are those that produce TNF as a result of infection, or those which are sensitive to inhibition, such as by decreased replication, directly or indirectly, by the TNF inhibitors of Formula (I). Such viruses include, but are not limited to HIV-1, HIV-2 and HIV-3, cytomegalovirus (CMV), influenza, adenovirus and the Herpes group of viruses, such as, but not limited to, *Herpes zoster* and *Herpes simplex*.

This invention more specifically relates to a method of treating a mammal, afflicted with a human immunodeficiency virus (HIV), which comprises administering to such mammal an effective TNF-inhibiting amount of a compound of Formula (I) or a pharmaceutically-acceptable salt thereof.

The compounds of this invention may be also be used in association with the veterinary treatment of animals, other than humans, in need of inhibition of TNF production. TNF mediated diseases for treatment, therapeutically or prophylactically, in animals include disease states such as those noted above, but in particular viral
5 infections. Examples of such viruses include, but are not limited to, feline immunodeficiency virus (FIV) and other retroviral infections such as equine infectious anaemia virus, caprine arthritis virus, visna virus, maedi virus and other lentiviruses.

The compounds of this invention are also useful in treating parasite, yeast and fungal infections, where such yeast and fungi are sensitive to upregulation by TNF or will
10 elicit TNF production *in vivo*. A preferred disease state for treatment is fungal meningitis.

Compounds of the invention may also suppress neurogenic inflammation through elevation of cAMP in sensory neurones. They are, therefore, analgesic, anti-tussive and anti-hyperalgesic in inflammatory diseases associated with irritation and pain.

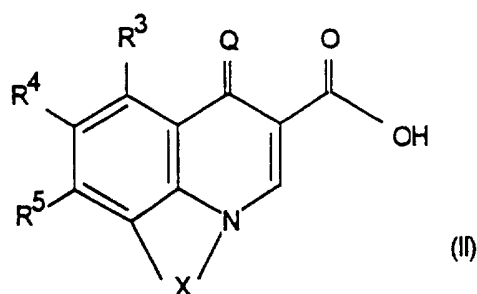
15 Compounds of the general formula (I) may be prepared by any suitable method known in the art and/or by the following process, which itself forms part of the invention.

In the description and formulae below the groups R^1 , R^3 , R^4 , R^5 , R^6 , R^7 , R^9 , R^{10} , R^{11} , Q, X and Z are as defined above, except where otherwise indicated. It will be appreciated that functional groups, such as amino, hydroxyl or carboxyl groups, present
20 in the various compounds described below, and which it is desired to retain, may need to be in protected form before any reaction is initiated. In such instances, removal of the protecting group may be the final step in a particular reaction. Suitable protecting groups for such functionalities will be apparent to those skilled in the art. For specific details see "Protective Groups in Organic Synthesis", Wiley Interscience, T W Greene,
25 PGM Wuts. Thus a process for preparing compounds of formula (I) in which, say, R^4 is CO_2H comprises deprotecting (for example by hydrolysis) a compound of formula (I) in which R^4 is CO_2R wherein R represents a suitable protecting group (e.g. methyl).

A preferred embodiment of formula (I) comprises those compounds wherein X is $(CR^9R^{10})_3$.

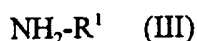
30 A process for preparing compounds of general formula (I) comprises coupling an acid of formula (II)

5



(II)

10 or an activated derivative thereof, with an amine of formula (III)

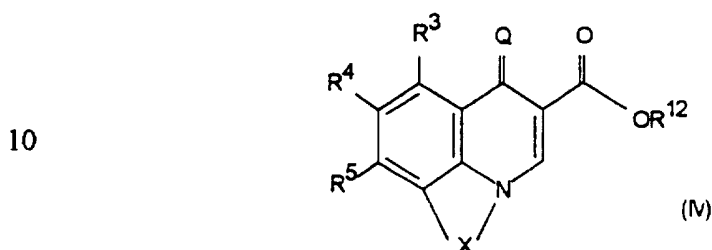


Amines of formula (III) are commercially available or can be readily obtained
 15 from commercially-available starting materials using methods known to those skilled in
 the art. Some of the amines of formula (III) are conveniently prepared by reductive
 amination of an appropriate carbonyl compound with a suitable amine. This amination
 may be carried out under any suitable standard conditions known to those skilled in the
 art. Active derivatives of acids of formula (II) include, for example, acid anhydrides and
 20 acid halides, such as acid chlorides.

The coupling reaction may be performed using standard conditions for amination
 reactions of this type. Thus, the reaction may be achieved in a solvent, for example an
 inert organic solvent such as an ether, e.g. a cyclic ether such as tetrahydrofuran, an
 amide, e.g. a substituted amide such as dimethylformamide, or a halogenated
 25 hydrocarbon such as dichloromethane, at a low temperature, e.g. -30°C to ambient
 temperature, such as -20°C to 0°C, optionally in the presence of a base, e.g. an organic
 base such as an amine, e.g. triethylamine or a cyclic amine such as N-methylmorpholine.
 The reaction may additionally be performed in the presence of a condensing agent, for
 example a diimide such as N,N'-dicyclohexylcarbodiimide, advantageously in the
 30 presence of a triazole such as 1-hydroxybenzotriazole. Alternatively, the acid may be

reacted with a chloroformate, for example ethyl chloroformate, prior to reaction with the amine of formula (III).

Acids of general formula (II) may be prepared according to the procedure described in EP-A-0373531, DE-A-0683169 or by Kaminsky and Meltzer, *J. Med. Chem.*, 11:160-164 (1968). This procedure includes hydrolysis of the corresponding ester of general formula (IV)

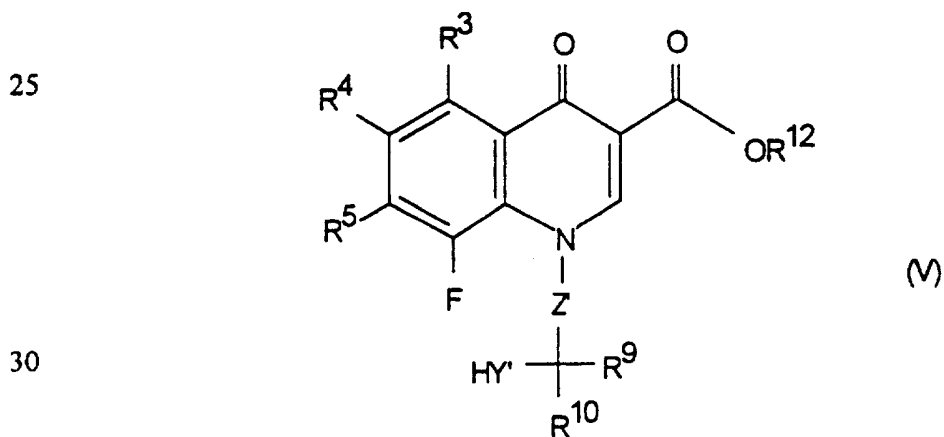


15 where R¹² represents an (ar)alkyl group such as methyl, ethyl, benzyl or *tert*-butyl.

Compounds of formula (IV) in which Q=S may be derived from the corresponding compounds where Q=O using standard conditions for sulphurisation of such compounds. For example, suitable conditions comprise reaction with phosphorus pentasulphide (P₄S₁₀) in an organic solvent such as pyridine at an appropriate

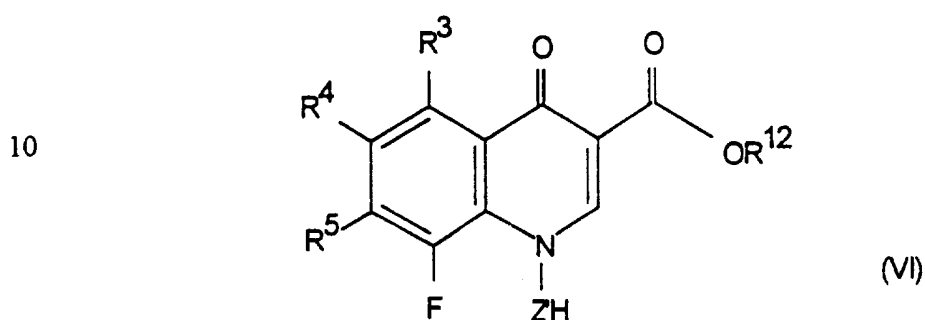
20 temperature. The reflux temperature of the solvent is preferred.

Esters of general formula IV wherein X is -Y'-CR⁹R¹⁰-Z', Y' and Z' each being NR¹¹, O or S, e.g. -O-CR⁹R¹⁰-NR¹¹-, may be prepared by cyclisation of intermediates of general formula (V)



using procedures evident to those skilled in the art; for example, cyclisation may utilise a tetraalkylammonium fluoride such as tetrabutylammonium fluoride as reagent. Y' or Z' as S may subsequently be converted to SO or SO₂.

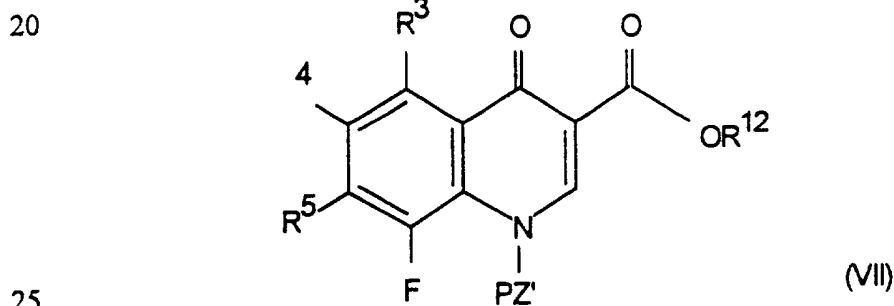
5 Intermediates of general formula (V) may be prepared by formylation of a corresponding intermediate of general formula (VI)



15

using, for example, formaldehyde.

Compounds of general formula (VI) may be prepared from the corresponding protected compounds of general formula (VII)

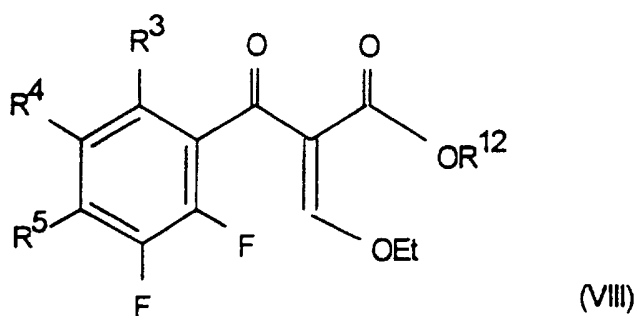


wherein P is any suitable protecting group, e.g. Boc, by deprotection using methods evident to those skilled in the art, such as reaction with base.

30 The quinoline nucleus in the above compounds may be generated by reaction of an ester of formula (VIII)

10

5



with an amine of general formula (IX)

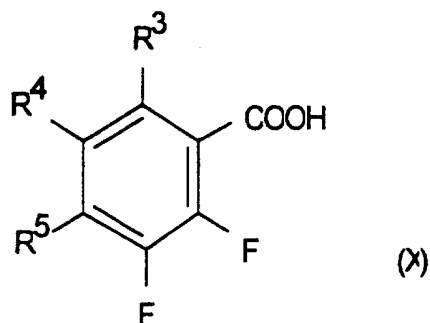
10



Intermediates of general formula (VIII) may be made from benzoic acids of general formula (X)

15

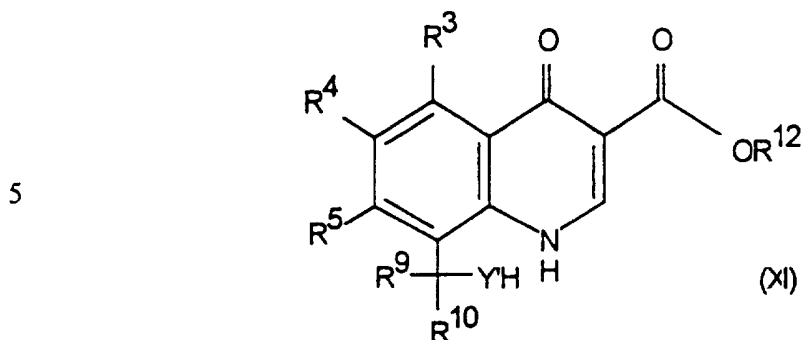
20



25 using methodology analogous to that reported previously (J. Med. Chem. 34:1142 (1991)).

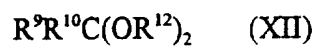
When X is $-\text{CR}^9\text{R}^{10}-\text{Y}^1-\text{CR}^9\text{R}^{10}-$, esters of general formula (IV) may be prepared from the corresponding intermediate of general formula (XI)

30



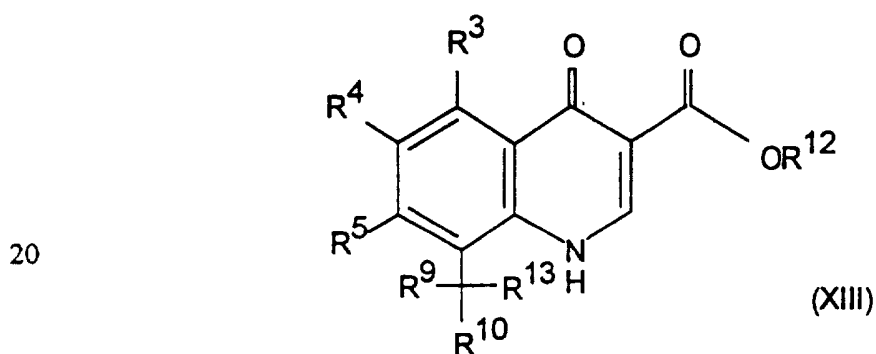
by reaction with a formate derivative of general formula (XII)

10



Compounds of general formula (XI) may be prepared by hydrolysis of the corresponding intermediates (XIII)

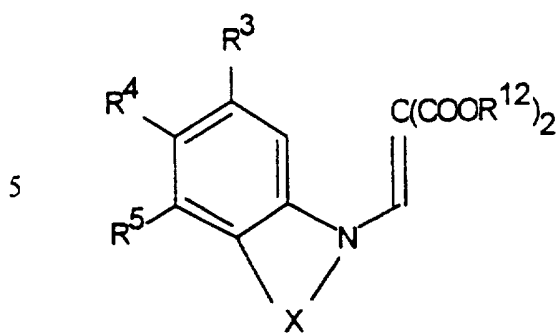
15



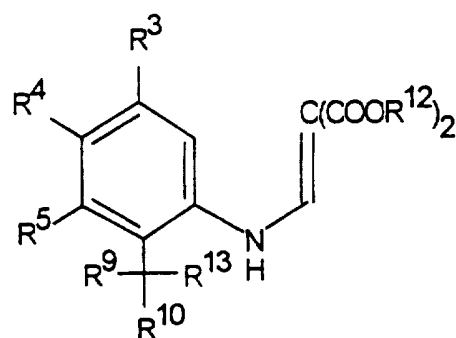
25 wherein R¹³ represents a protected form of YH such as OAc, SAc or NR¹¹Boc.

The quinoline nucleus in the compounds (IV) and (XIII) may be generated by cyclisation of an ester of formula (XIV) or (XV)

30



(XIV)

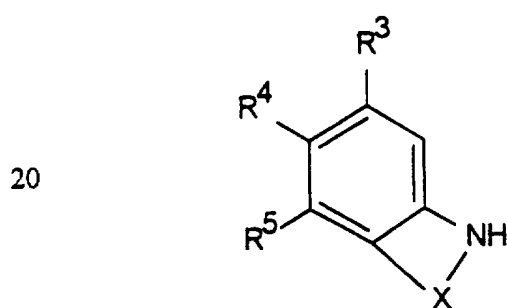


(XV)

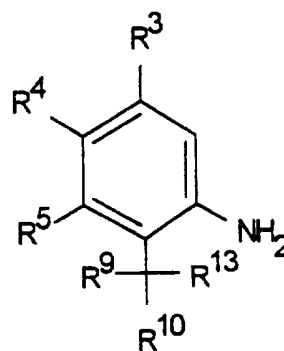
10

using methodology analogous to that described by Kaminsky and Meltzer, *supra*. Suitable conditions include, for example, heating to reflux in diphenyl ether or a eutectic mixture of diphenyl ether and biphenyl.

15 Compounds of formula (XIV) or (XV) may be prepared by the reaction of an aniline of general formula (XVI) or (XVII)



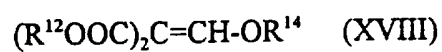
(XVI)



(XVII)

25

with a dialkyl alkoxyethylidinemalonate of the formula (XVIII)



30

wherein R¹⁴ is a lower alkyl group such as methyl or ethyl. This reaction may be carried out under suitable standard conditions known to those skilled in the art, for example those described by Kaminsky and Meltzer, *supra*. For example, the reaction may be carried out at elevated temperature, for example 80-150°C, in an inert solvent (such as xylene) or, preferably, in the absence of solvent.

Intermediates of formulae (IX), (X), (XII), (XVI), (XVII) and (XVIII) are commercially available or can be readily obtained from commercially available starting materials using methods known to those skilled in the art.

Compounds of formula (I) may also be prepared by interconversion of other compounds of formula (I). Thus, for example, a compound of formula (I) wherein R⁴ is C₁₋₆ alkoxy may be prepared by appropriate alkylation of a compound of formula (I) wherein R⁴ is a hydroxy group.

Any mixtures of final products or intermediates obtained can be separated on the basis of the physico-chemical differences of the constituents, in known manner, into the pure final products or intermediates, for example by chromatography, distillation, fractional crystallization, or by formation of a salt if appropriate or possible under the circumstances. It will be appreciated that where a particular stereoisomer of formula (I) is required, this may be obtained by conventional resolution techniques such as high performance liquid chromatography. Where desired, however, appropriate homochiral starting materials may be used in the reaction sequence to yield a particular stereoisomer of formula (I).

A compound of formula (I) or where appropriate a pharmaceutically-acceptable salt thereof and/or a pharmaceutically-acceptable solvate thereof, may be administered *per se* or, preferably, as a pharmaceutical composition also comprising a pharmaceutically-acceptable carrier.

Accordingly, the present invention provides a pharmaceutical composition comprising a compound of formula (I) or where appropriate a pharmaceutically-acceptable salt thereof and/or a pharmaceutically-acceptable solvate thereof, and a pharmaceutically-acceptable carrier.

The active compound may be formulated for administration by any suitable route, the preferred route depending upon the disorder for which treatment is required, and is

preferably in unit dosage form or in a form that a human patient may administer to himself in a single dosage. Advantageously, the composition is suitable for oral, rectal, topical, parenteral administration or through the respiratory tract. Preparations may be designed to give slow release of the active ingredient.

5 The term parenteral as used herein includes subcutaneous injections, intravenous, intramuscular, intrasternal injection or infusion techniques. In addition to the treatment of warm-blooded animals such as mice, rats, horses, cattle, sheep, dogs, cats, etc, the compounds of the invention are effective in the treatment of humans.

 The compositions of the invention may be in the form of tablets, capsules,
10 sachets, vials, powders, granules, lozenges, suppositories, reconstitutable powders, or liquid preparations such as oral or sterile parenteral solutions or suspensions. Topical formulations are also envisaged where appropriate.

 In order to obtain consistency of administration it is preferred that a composition of the invention is in the form of a unit dose. Unit dose presentation forms for oral
15 administration may be tablets and capsules and may contain conventional excipients such as binding agents, for example syrup, acacia, gelatin, sorbitol, tragacanth, or polyvinylpyrrolidone; fillers for example lactose, sugar, maize-starch, calcium phosphate, sorbitol or glycine; tableting lubricants, for example magnesium stearate; disintegrants, for example starch, polyvinylpyrrolidone, sodium starch glycolate or microcrystalline
20 cellulose; or pharmaceutically-acceptable wetting agents such as sodium lauryl sulphate.

 Solid oral compositions may be prepared by conventional methods of blending, filling, tableting or the like. Repeated blending operations may be used to distribute the active agent throughout those compositions employing large quantities of fillers.

 Such operations are of course conventional in the art. The tablets may be coated
25 according to methods well known in normal pharmaceutical practice, in particular with an enteric coating.

 Oral liquid preparations may be in the form of, for example, emulsions, syrups or elixirs, or may be presented as a dry product for reconstitution with water or other suitable vehicle before use. Such liquid preparations may contain conventional additives
30 such as suspending agents, for example sorbitol, syrup, methyl cellulose, gelatin, hydroxyethylcellulose, carboxymethylcellulose, aluminium stearate gel, hydrogenated

edible fats; emulsifying agents, for example lecithin, sorbitan monooleate, or acacia; non-aqueous vehicles (which may include edible oils), for example almond oil, fractionated coconut oil, oily esters such as esters of glycerine, propylene glycol, or ethyl alcohol; preservatives, for example methyl or propyl p-hydroxybenzoate or sorbic acid; and, as
5 desired, conventional flavouring or colouring agents.

Compositions may also suitably be presented for administration to the respiratory tract as a snuff or an aerosol or solution for a nebuliser, or as a microfine powder for insufflation, alone or in combination with an inert carrier such as lactose. In such a case the particles of active compound suitably have diameters of less than 50 μm , such as
10 from 0.1 to 50 μm , preferably less than 10 μm , for example from 1 to 10 μm , 1 to 5 μm or from 2 to 5 μm . Where appropriate, small amounts of other anti-asthmatics and bronchodilators for example sympathomimetic amines such as isoprenaline, isoetharine, salbutamol, phenylephrine and ephedrine; corticosteroids such as prednisolone and adrenal stimulants such as ACTH may be included.

15 For parenteral administration, fluid unit dosage forms are prepared utilizing the compound and a sterile vehicle, and, depending on the concentration used, can be either suspended or dissolved in the vehicle. In preparing solutions the compound can be dissolved in water for injection and filter sterilised before filling into a suitable vial or ampoule and sealing.

20 Advantageously, adjuvants such as local anaesthetic, a preservative and buffering agents can be dissolved in the vehicle. To enhance the stability, the composition can be frozen after filling into the vial and the water removed under vacuum. Parenteral suspensions are prepared in substantially the same manner, except that the compound is suspended in the vehicle instead of being dissolved, and sterilisation cannot be
25 accomplished by filtration. The compound can be sterilised by exposure to a suitable sterilising agent, before suspending in the sterile vehicle. Advantageously, a surfactant or wetting agent is included in the composition to facilitate uniform distribution of the compound.

The compositions may contain from 0.1% to 99% by weight, preferably from 10-
30 60% by weight, of the active material, depending on the method of administration.

Compounds of formula (I), or if appropriate a pharmaceutically-acceptable salt thereof and/or a pharmaceutically-acceptable solvate thereof, may also be administered as a topical formulation in combination with conventional topical excipients.

5 Topical formulations may be presented as, for instance, ointments, creams or lotions, impregnated dressings, gels, gel sticks, spray and aerosols, and may contain appropriate conventional additives such as preservatives, solvents to assist drug penetration and emollients in ointments and creams. The formulations may contain compatible conventional carriers, such as cream or ointment bases and ethanol or oleyl alcohol for lotions.

10 Suitable cream, lotion, gel, stick, ointment, spray or aerosol formulations that may be used for compounds of formula (I) or if appropriate a pharmaceutically-acceptable salt thereof, are conventional formulations well known in the art, for example, as described in standard text books such as Harry's Cosmeticology published by Leonard Hill Books, Remington's Pharmaceutical Sciences, and the British and US
15 Pharmacopoeias.

Suitably, the compound of formula (I), or if appropriate a pharmaceutically-acceptable salt thereof, will comprise from about 0.5 to 20% by weight of the formulation, preferably from about 1 to 10%, for example 2 to 5%.

The dose of the compound used in the treatment of the invention may be
20 determined by the skilled man, and will vary in the usual way with the seriousness of the disorders, the weight of the sufferer, and the relative efficacy of the compound. However, as a general guide suitable unit doses may be 0.1 to 1000 mg, such as 0.5 to 200, 0.5 to 100 or 0.5 to 10 mg, for example 0.5, 1, 2, 3, 4 or 5 mg; and such unit doses may be administered more than once a day, for example 2, 3, 4, 5 or 6 times a day, but
25 preferably 1 or 2 times per day, so that the total daily dosage for a 70 kg adult is in the range of about 0.1 to 1000 mg, that is in the range of about 0.001 to 20 mg/kg/day, such as 0.007 to 3, 0.007 to 1.4, 0.007 to 0.14 or 0.01 to 0.5 mg/kg/day, for example 0.01, 0.02, 0.04, 0.05, 0.06, 0.08, 0.1 or 0.2 mg/kg/day, and such therapy may extend for a number of weeks or months.

When used herein the term "pharmaceutically-acceptable" encompasses materials suitable for both human and veterinary use. No toxicological effects have been established for compounds of formula (I) in the above-mentioned dosage ranges.

The following Example illustrates the invention.

5 **Example** 9-fluoro-6,7-dihydro-5-methyl-N-[1-amino-5,6-dimethoxyindanyl]-1-oxo-1H,5H-benzo-[i,j]quinolizine-2-carboxamide

Flumequine (0.46 g) and dichloromethane (16.3 ml) were combined under nitrogen and cooled to 0°C. Triethylamine (0.27 ml) was then added dropwise, followed by isopropenyl chloroformate (0.21 ml) and the whole stirred for 60 minutes. 1-Amino-
10 5,6-dimethoxyindane (0.37 g) (prepared by the procedure of EP-A-0051391) was then added and the reaction stirred for 20 h, concentrated onto silica and purified by flash column chromatography to give the title compound (0.22 g) as an off-white solid.

TLC R_f = 0.1 (EtOAc)

m.p. = 226-227°C

15 **Assay Methods**

PDE IV Inhibition Assay

The methods used to confirm the phosphodiesterase IV inhibitory activity of compounds of formula (I) are standard assay procedures, as disclosed by Schilling *et al*, An. Biochem. 216:154 (1994), Thompson and Strada, Adv. Cycl. Nucl. Res. 8:119
20 (1979), and Gristwood and Owen, Br. J. Pharmacol. 87:91P (1985). Compounds of formula (I) have exhibited activity at levels consistent with those believed to be useful in treating phosphodiesterase IV related disease states in those assays.

TNF Inhibition Assay

The ability of the compounds of formula (I) to inhibit TNF production in human
25 monocytes is measured as follows. Peripheral blood mononuclear cells are prepared from freshly taken blood or "Buffy coats" by standard procedures. Cells are plated out in RPMI + 1% foetal calf serum in the presence and absence of inhibitors. LPS (100 ng/ml) is added and cultures are incubated for 22 h at 37°C in an atmosphere of 95% air/5% CO₂. Supernatants are tested for TNF α by ELISA using commercially available
30 kits.

Skin Eosinophilia Model

In vivo activity in a skin eosinophilia model is determined by using the methods described by Hellewell *et al* Br. J. Pharmacol. 111:811 (1994) and Br. J. Pharmacol. 110:416 (1993). Activity in a lung model is measured using the procedures described
5 by Kallos and Kallos Int. Archs. Allergy Appl. Immunol. 73:77 (1984) and Sanjar *et al* Br. J. Pharmacol. 99:679 (1990).

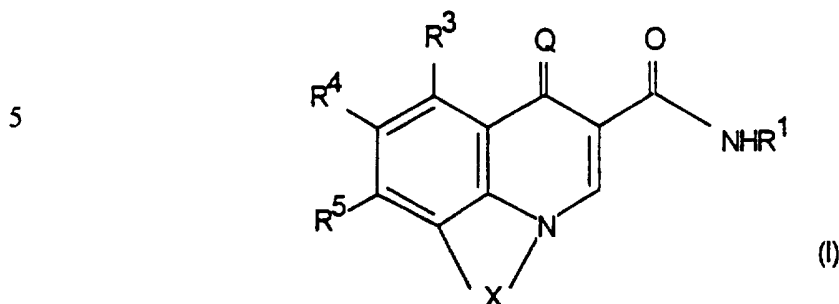
The following abbreviations have been used:

TNF	tumour necrosis factor
LPS	lipopolysaccharide (endotoxin)
10 ELISA	enzyme linked immunosorbent assay

Certain general description, and description relating to the preparation of intermediates, may be found in a copending Application, for the same assignee, having the same filing date.

CLAIMS

1. A compound of formula (I)



10

R^1 represents a bicyclic structure in which a cycloalkyl or heterocyclo ring is bound to NH and is fused to a second ring selected from aryl or heteroaryl, and in which either or each ring is optionally substituted by one or more substituents chosen from halo, C_{1-6} alkoxy, hydroxy, CN, CO_2H (or C_{1-6} alkyl esters or C_{1-6} alkyl amides thereof), C_{1-6} alkyl, NR^6R^7 and $SO_2NR^6R^7$;

15

R^3 , R^4 and R^5 are the same or different and represent H, halo, C_{1-6} alkoxy, hydroxy, CN, CO_2H (or C_{1-6} alkyl esters or C_{1-6} alkyl amides thereof), NR^6R^7 , $SO_2NR^6R^7$ or C_{1-6} alkyl in which alkyl is optionally substituted with halo, C_{1-6} alkoxy, hydroxy, CN, CO_2H (or C_{1-6} alkyl esters or C_{1-6} alkyl amides thereof), NR^6R^7 or $SO_2NR^6R^7$, or any adjacent two substituents R^3 - R^5 are joined to form an optionally substituted carbocyclic aromatic, heteroaromatic, saturated carbocyclic or heterocyclic ring;

20

R^6 and R^7 are the same or different and represent H, C_{1-6} alkyl, cycloalkyl, C_{1-6} alkylcarbonyl, arylcarbonyl, C_{1-6} alkoxy carbonyl, arylsulphonyl or C_{1-6} alkylsulphonyl, or NR^6R^7 is a 5 or 6-membered ring such as pyrrolidine, piperidine, morpholine or piperazine;

25

X represents a linking group selected from $-(CR^9R^{10})_{2-3}-$, $-Y-(CR^9R^{10})_{2}-$, $-(CR^9R^{10})_2-Y-$, $-CR^9R^{10}-Y-CR^9R^{10}-$ and $-Y-CR^9R^{10}-Z-$, Y and Z being independently NR^{11} , O or $S(O)_{0-2}$, provided that Y and Z are not both $S(O)_{0-2}$;

Q represents O or S; and

each R^9 , each R^{10} and R^{11} are the same or different and are H or C_{1-6} alkyl; or a pharmaceutically-acceptable salt, solvate or hydrate thereof.

30

2. A compound of claim 1, wherein X is $-Y-CR^9R^{10}-Z-$.
3. A compound of claim 1, wherein X is $-CR^9R^{10}-Y-CR^9R^{10}-$.
4. A compound of claim 1, wherein X is $(CR^9R^{10})_q$, $CR^9R^{10}CR^9R^{10}NR^{11}$,
5 $NR^{11}CR^9R^{10}CR^9R^{10}$, $CR^9R^{10}CR^9R^{10}O$, $OCR^9R^{10}CR^9R^{10}$, $CR^9R^{10}CR^9R^{10}S(O)_t$, or
5 $S(O)_tR^9R^{10}CR^9R^{10}$, $q = 2-3$ and $t = 0-2$.
5. A compound of claim 4, wherein X is $(CR^9R^{10})_3$.
6. A compound of any preceding claim, wherein R^1 is optionally-substituted indanyl.
7. A compound of any preceding claim, wherein Q is O.
8. A compound of claim 1, which is
10 9-fluoro-6,7-dihydro-5-methyl-N-[1-amino-5,6-dimethoxyindanyl]-1-oxo-1H,5H-
benzo-[i,j]quinolizine-2-carboxamide.
9. A compound of any preceding claim, which has one or more chiral centres and
is in the form of an enantiomer or diastereomer.
10. A pharmaceutical composition containing a compound of any preceding claim,
15 as active ingredient, in combination with a suitable excipient.
11. Use of a compound of any of claims 1 to 9, for the manufacture of a medicament
for treating a disease state capable of being modulated by inhibiting phosphodiesterase
IV.
12. The use of claim 11, wherein the disease state is a pathological condition
20 associated with a function of phosphodiesterase IV, eosinophil accumulation or a
function of the eosinophil.
13. The use of claim 12, wherein the pathological condition is selected from
asthma, chronic bronchitis, atopic dermatitis, urticaria, allergic rhinitis, allergic
conjunctivitis, vernal conjunctivitis, inflammation of the eye, allergic responses in the
25 eye, eosinophilic granuloma, psoriasis, rheumatoid arthritis, gouty arthritis and other
arthritic conditions, ulcerative colitis, Crohn's disease, multiple sclerosis, adult
respiratory distress syndrome, diabetes insipidus, keratosis, atopic eczema, atopic
dermatitis, cerebral senility, multi-infarct dementia, senile dementia, memory
impairment associated with Parkinson's disease, depression, cardiac arrest, stroke and
30 intermittent claudication.

14. The use of claim 12, wherein the pathological condition is selected from chronic bronchitis, allergic rhinitis and adult respiratory distress syndrome.
15. The use of claim 11, wherein the disease state is capable of being modulated by TNF inhibition.
- 5 16. The use of claim 15, wherein the disease state is an inflammatory disease or autoimmune disease.
17. The use of claim 16, wherein the disease state is selected from joint inflammation, arthritis, rheumatoid arthritis, rheumatoid spondylitis and osteoarthritis, sepsis, septic shock, endotoxic shock, gram negative sepsis, toxic shock syndrome,
10 acute respiratory distress syndrome, cerebral malaria, chronic pulmonary inflammatory disease, pulmonary sarcoidosis, asthma, bone resorption diseases, reperfusion injury, graft vs host reaction, allograft rejection, malaria, myalgias, HIV, AIDS, ARC, cachexia, Crohn's disease, ulcerative colitis, pyresis, systemic lupus erythematosus, multiple sclerosis, type 1 diabetes mellitus, psoriasis, Bechet's disease,
15 anaphylactoid purpura nephritis, chronic glomerulonephritis, inflammatory bowel disease and leukaemia.
18. The use of claim 11 or claim 15, wherein the pathological condition or disease state is asthma.
19. The use of claim 17, wherein the disease state is acute respiratory distress
20 syndrome, pulmonary inflammatory disease or pulmonary sarcoidosis.
20. The use of claim 17, wherein the disease state is joint inflammation, arthritis, rheumatoid arthritis, rheumatoid spondylitis or osteoarthritis.
21. The use of claim 15, wherein the disease state is a disease or disorder of the brain, such as brain trauma, ischaemia, Huntingdon's disease or tardive dyskinesia.
- 25 22. The use of claim 15, wherein the disease state is a yeast or fungal infection.
23. Use of a compound of any of claims 1 to 9, for the manufacture of a medicament for use in gastroprotection.
24. Use of a compound of any of claims 1 to 9, for the manufacture of a
30 medicament for use as an analgesic, anti-tussive or anti-hyperalgesic in the treatment of neurogenic inflammatory disease associated with irritation and pain.

INTERNATIONAL SEARCH REPORT

International Application No
PCT/GB 97/00491

A. CLASSIFICATION OF SUBJECT MATTER
IPC 6 C07D455/04 A61K31/435 C07D498/06 C07D471/06 C07D513/06

According to International Patent Classification (IPC) or to both national classification and IPC

B. FIELDS SEARCHED

Minimum documentation searched (classification system followed by classification symbols)
IPC 6 C07D A61K

Documentation searched other than minimum documentation to the extent that such documents are included in the fields searched

Electronic data base consulted during the international search (name of data base and, where practical, search terms used)

C. DOCUMENTS CONSIDERED TO BE RELEVANT

Category *	Citation of document, with indication, where appropriate, of the relevant passages	Relevant to claim No.
A	GB 1 433 151 A (ALLEN & HANBURYS) 22 April 1976 cited in the application see page 2, line 10 - line 18; claim 1 -----	1,13

Further documents are listed in the continuation of box C.

Patent family members are listed in annex.

* Special categories of cited documents :

- *A* document defining the general state of the art which is not considered to be of particular relevance
- *E* earlier document but published on or after the international filing date
- *L* document which may throw doubts on priority claim(s) or which is cited to establish the publication date of another citation or other special reason (as specified)
- *O* document referring to an oral disclosure, use, exhibition or other means
- *P* document published prior to the international filing date but later than the priority date claimed

- *T* later document published after the international filing date or priority date and not in conflict with the application but cited to understand the principle or theory underlying the invention
- *X* document of particular relevance; the claimed invention cannot be considered novel or cannot be considered to involve an inventive step when the document is taken alone
- *Y* document of particular relevance; the claimed invention cannot be considered to involve an inventive step when the document is combined with one or more other such documents, such combination being obvious to a person skilled in the art.
- *&* document member of the same patent family

Date of the actual completion of the international search

27 May 1997

Date of mailing of the international search report

09.06.97

Name and mailing address of the ISA
 European Patent Office, P.B. 5818 Patentlaan 2
 NL - 2280 HV Rijswijk
 Tel. (+ 31-70) 340-2040, Tx. 31 651 epo nl,
 Fax (+ 31-70) 340-3016

Authorized officer

Alfaro Faus, I

INTERNATIONAL SEARCH REPORT

information on patent family members

International Application No

PCT/GB 97/00491

Patent document cited in search report	Publication date	Patent family member(s)	Publication date
GB 1433151 A	22-04-76	AT 330180 B	25-06-76
		AU 474838 B	05-08-76
		AU 6720074 A	02-10-75
		BE 813158 A	01-10-74
		CA 1015758 A	16-08-77
		CH 602722 A	31-07-78
		DE 2415763 A	17-10-74
		FR 2230355 A	20-12-74
		JP 50024296 A	15-03-75
		LU 69756 A	16-06-75
		NL 7404719 A	08-10-74
		US 3917608 A	04-11-75
		ZA 7401860 A	26-02-75
