



US00D650070S

(12) **United States Design Patent**  
**Mori**

(10) **Patent No.:** **US D650,070 S**

(45) **Date of Patent:** **\*\* Dec. 6, 2011**

(54) **INJECTOR**

(75) Inventor: **Masakazu Mori**, Ehime (JP)

(73) Assignee: **Panasonic Corporation**, Osaka (JP)

(\*\*) Term: **14 Years**

(21) Appl. No.: **29/387,123**

(22) Filed: **Mar. 9, 2011**

(30) **Foreign Application Priority Data**

Sep. 16, 2010 (JP) ..... 2010-022320

(51) **LOC (9) Cl.** ..... **24-02**

(52) **U.S. Cl.** ..... **D24/113**

(58) **Field of Classification Search** ..... D24/112-114,  
D24/133, 186, 104, 130, 127; 606/181, 185;  
604/232, 187, 158, 164.08, 192, 263, 163,  
604/181, 184, 198, 227

See application file for complete search history.

(56) **References Cited**

**U.S. PATENT DOCUMENTS**

D349,958 S	8/1994	Hollis et al.	
D368,961 S	4/1996	Himbert et al.	
D380,827 S	7/1997	Stringer et al.	
D420,739 S	2/2000	Moreau-Defarges	
D426,299 S *	6/2000	Bydlon et al. ....	D24/112
D428,650 S	7/2000	Bellhouse et al.	
D453,569 S	2/2002	Himbert	
D455,209 S	4/2002	Himbert	
D471,976 S	3/2003	Pavlu et al.	
D476,078 S	6/2003	Pavlu et al.	
D476,734 S	7/2003	Pavlu et al.	
6,585,698 B1 *	7/2003	Packman et al. ....	604/232
D479,325 S	9/2003	Tyce	
D479,598 S	9/2003	Tyce	
D561,894 S	2/2008	Hudson	
D575,395 S *	8/2008	Hushka ....	D24/133
D585,133 S	1/2009	Petersen	

D601,697 S *	10/2009	Sobiech et al. ....	D24/133
D607,558 S	1/2010	Abry et al.	
D608,442 S	1/2010	Tyce	
D610,251 S	2/2010	Tyce	
D610,252 S	2/2010	Tyce	
D610,676 S	2/2010	Tyce	
D610,677 S	2/2010	Tyce	
D611,139 S	3/2010	Crawford et al.	
D612,486 S	3/2010	Van der Stappen	
D616,990 S *	6/2010	Suzuki ....	D24/186
D619,244 S	7/2010	Van der Stappen	
D620,106 S	7/2010	Van der Stappen	
D621,500 S	8/2010	Sanders et al.	
D621,932 S *	8/2010	Sonleiter et al. ....	D24/133
D622,374 S	8/2010	Julian et al.	
D622,393 S *	8/2010	Gatrall et al. ....	D24/186

(Continued)

**FOREIGN PATENT DOCUMENTS**

JP D1274586 6/2006

(Continued)

*Primary Examiner* — David Muller

(74) *Attorney, Agent, or Firm* — Brinks Hofer Gilson & Lione

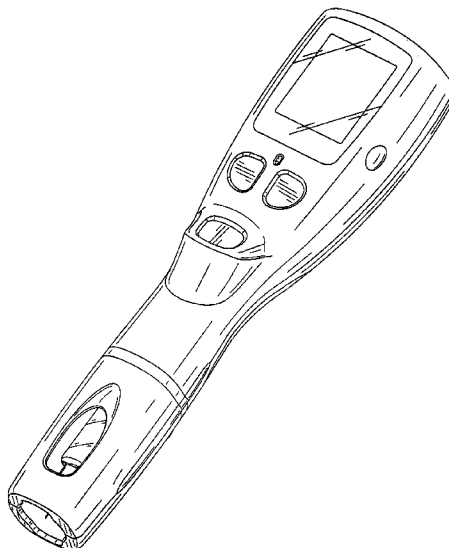
(57) **CLAIM**

I claim the ornamental design for an injector, as shown and described.

**DESCRIPTION**

FIG. 1 is a front perspective view of an injector of the present invention;  
FIG. 2 is a rear perspective view thereof;  
FIG. 3 is a front view thereof;  
FIG. 4 is a rear view thereof;  
FIG. 5 is a first side view thereof;  
FIG. 6 is a second side view thereof;  
FIG. 7 is a top view thereof; and,  
FIG. 8 is a bottom view thereof.

**1 Claim, 5 Drawing Sheets**



# US D650,070 S

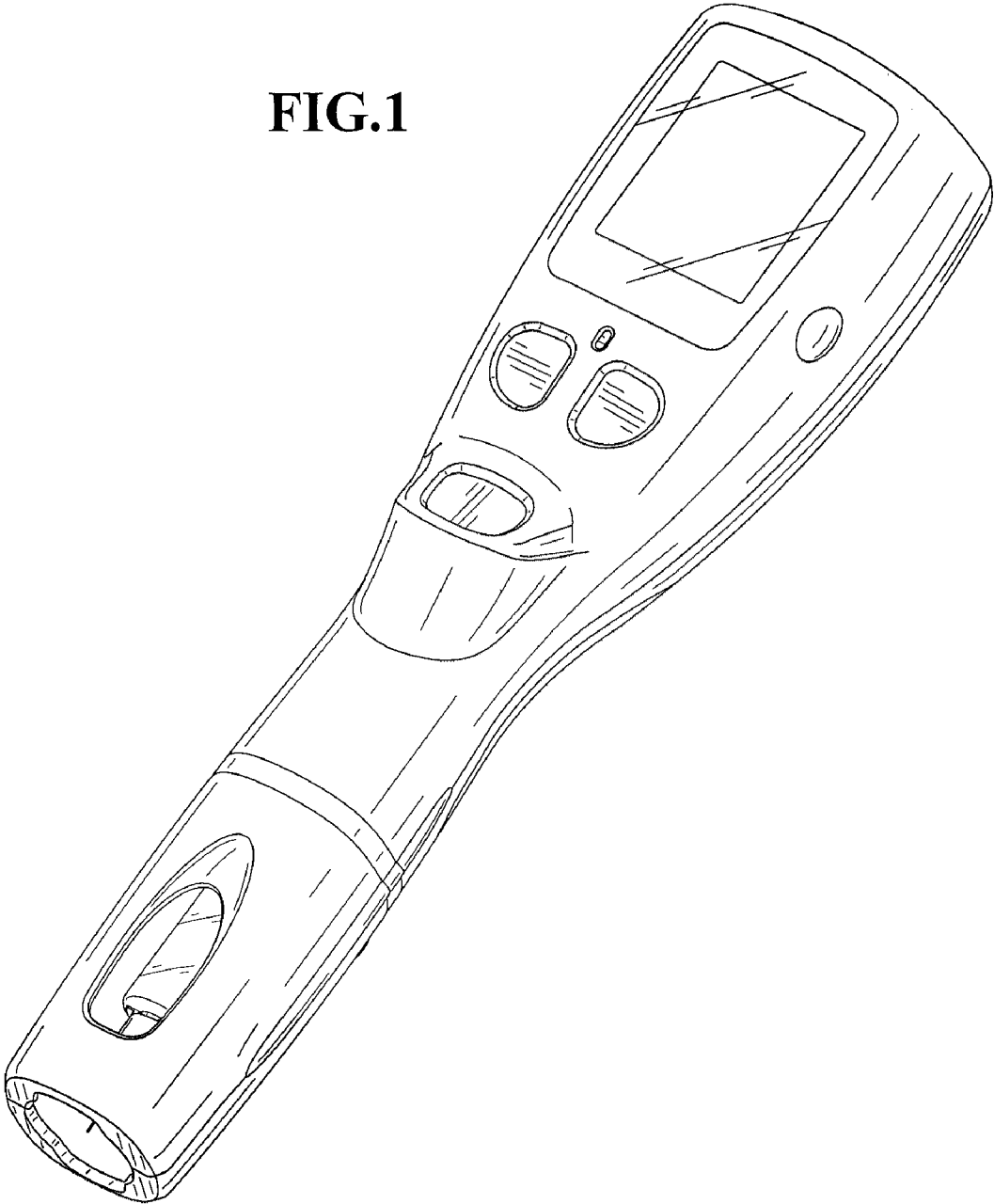
Page 2

---

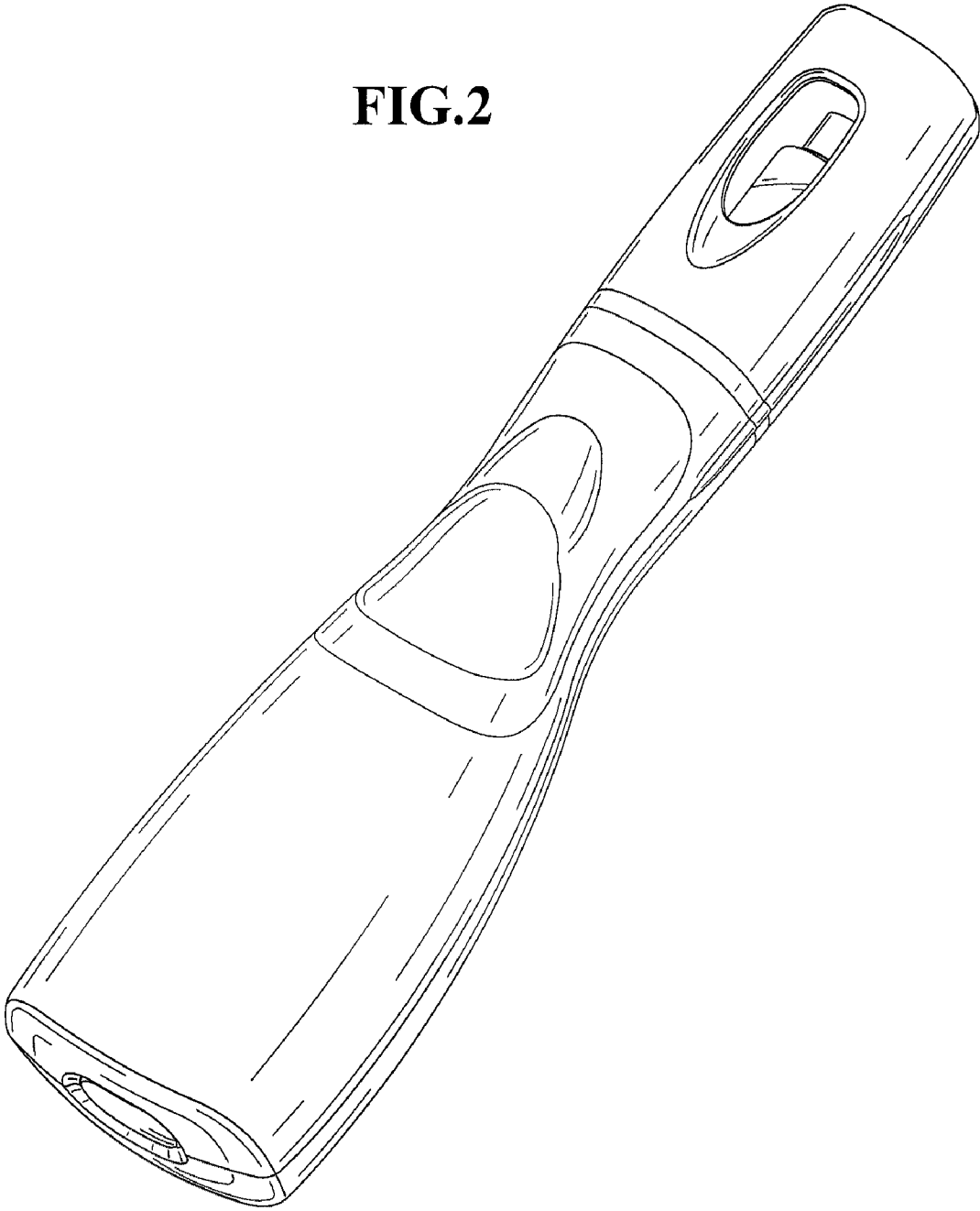
U.S. PATENT DOCUMENTS									
D622,401	S	*	8/2010	Suzuki	.....	D24/186	JP	D1331048	5/2008
D627,061	S		11/2010	Van der Stappen			JP	D1341174	10/2008
D628,692	S	*	12/2010	Greenhalgh	.....	D24/133	JP	D1348135	1/2009
D629,098	S	*	12/2010	Sonleiter et al.	.....	D24/133	JP	D1348722	1/2009
D638,934	S	*	5/2011	Kimmel	.....	D24/130	JP	D1355467	4/2009
D638,935	S	*	5/2011	Gilmore et al.	.....	D24/133	JP	D1356906	4/2009
D639,946	S	*	6/2011	Simon	.....	D24/112	JP	D1357610	4/2009
							JP	D1399162	10/2010
							JP	D1401279	11/2010
							JP	D1401280	11/2010
							JP	D1401282	11/2010
							JP	D1401283	11/2010
FOREIGN PATENT DOCUMENTS									
JP	D1288170		12/2006						
JP	D1303350		6/2007						
JP	D1319175		1/2008						

\* cited by examiner

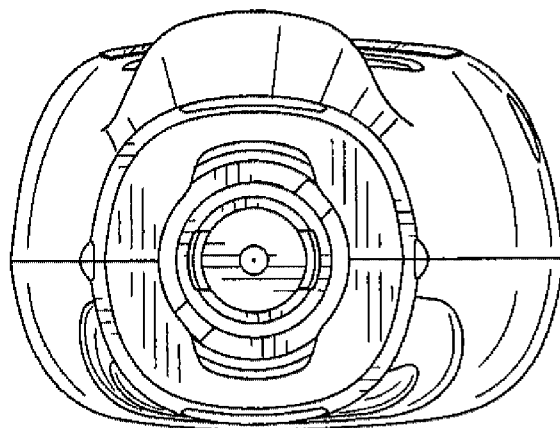
**FIG.1**



**FIG.2**



**FIG.3**



**FIG.4**

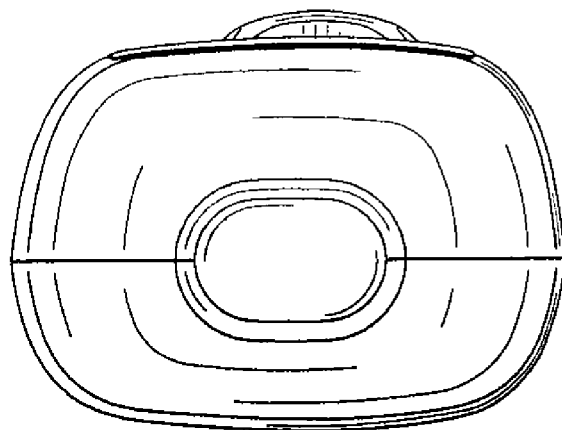


FIG.5

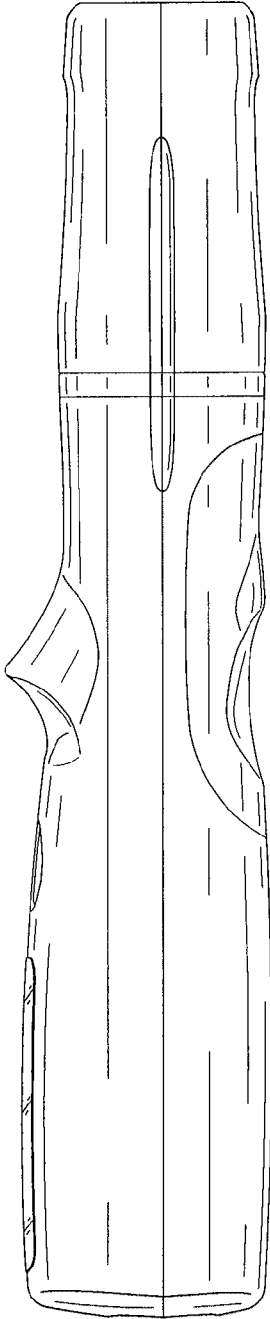


FIG.6

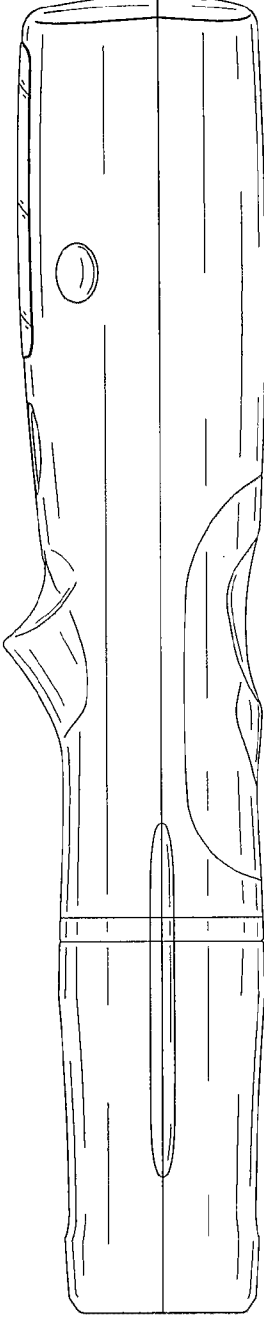


FIG.7

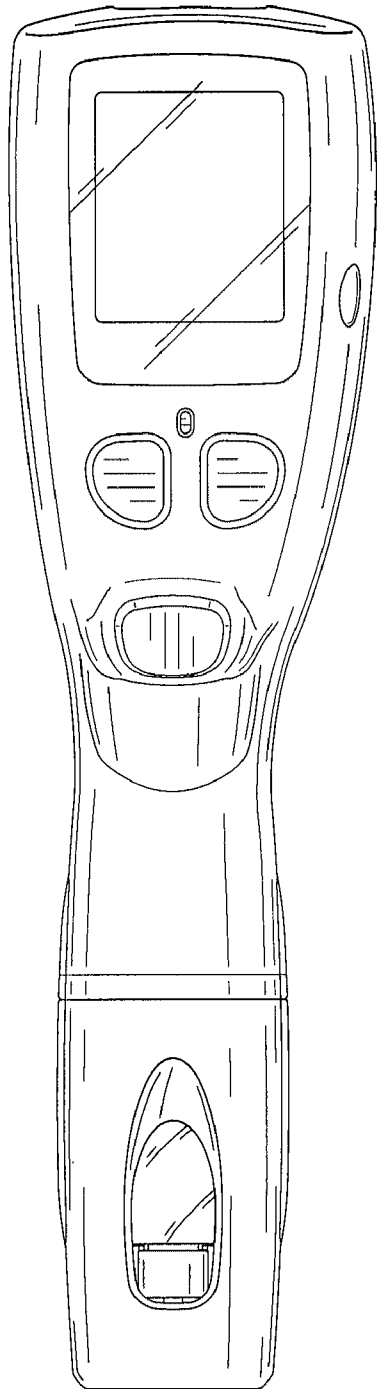


FIG.8

