




## INTERNATIONAL APPLICATION PUBLISHED UNDER THE PATENT COOPERATION TREATY (PCT)

(51) International Patent Classification <sup>5</sup> : <b>A61K 37/00, C07C 229/00</b>	<b>A1</b>	(11) International Publication Number: <b>WO 93/14777</b> (43) International Publication Date: 5 August 1993 (05.08.93)
<p>(21) International Application Number: PCT/US93/00481</p> <p>(22) International Filing Date: 21 January 1993 (21.01.93)</p> <p>(30) Priority data: 830,162 31 January 1992 (31.01.92) US</p> <p>(60) Parent Application or Grant (63) Related by Continuation US 830,162 (CIP) Filed on 31 January 1992 (31.01.92)</p> <p>(71) Applicant (for all designated States except US): MERCK &amp; CO., INC. [US/US]; 126 East Lincoln Avenue, Rahway, NJ 07065 (US).</p>	<p>(72) Inventors; and (75) Inventors/Applicants (for US only) : CHAPMAN, Kevin, T. [US/US]; 1974 Duncan Drive, Scotch Plains, NJ 07076 (US). MACCOSS, Malcolm [GB/US]; 48 Rose Court, Freehold, NJ 07728 (US). PARSONS, William, H. [US/US]; 2171 Oliver Street, Rahway, NJ 07065 (US).</p> <p>(74) Agent: PANZER, Curtis, C.; 126 East Lincoln Avenue, Rahway, NJ 07065 (US).</p> <p>(81) Designated States: AU, BB, BG, BR, CA, FI, HU, JP, KR, LK, MG, MN, MW, NO, NZ, PL, RO, RU, SD, US, European patent (AT, BE, CH, DE, DK, ES, FR, GB, GR, IE, IT, LU, MC, NL, PT, SE), OAPI patent (BF, BJ, CF, CG, CI, CM, GA, GN, ML, MR, SN, TD, TG).</p> <p><b>Published</b> <i>With international search report.</i></p>	

(54) Title: PEPTIDYL DERIVATIVES AS INHIBITORS OF INTERLEUKIN-1 $\beta$  CONVERTING ENZYME

## (57) Abstract

Novel peptidyl derivatives of formula (I) are found to be potent inhibitors of interleukin-1 $\beta$  converting enzyme (ICE). Compounds of formula (I) may be useful in the treatment of inflammatory or immune-based diseases of the lung and airways; central nervous system and surrounding membranes; the eyes and ears; joints, bones, and connective tissues; cardiovascular system including the pericardium; the gastrointestinal and urogenital systems; the skin and mucosal membranes. Compounds of formula (I) are also useful in treating the complications of infection (e.g., gram negative shock) and tumors in which IL 1 functions as an autocrine growth factor or as a mediator of cachexia.

**FOR THE PURPOSES OF INFORMATION ONLY**

Codes used to identify States party to the PCT on the front pages of pamphlets publishing international applications under the PCT.

AT	Austria	FR	France	MR	Mauritania
AU	Australia	GA	Gabon	MW	Malawi
BB	Barbados	GB	United Kingdom	NL	Netherlands
BE	Belgium	GN	Guinea	NO	Norway
BF	Burkina Faso	GR	Greece	NZ	New Zealand
BG	Bulgaria	HU	Hungary	PL	Poland
BJ	Benin	IE	Ireland	PT	Portugal
BR	Brazil	IT	Italy	RO	Romania
CA	Canada	JP	Japan	RU	Russian Federation
CF	Central African Republic	KP	Democratic People's Republic of Korea	SD	Sudan
CG	Congo	KR	Republic of Korea	SE	Sweden
CH	Switzerland	KZ	Kazakhstan	SK	Slovak Republic
CI	Côte d'Ivoire	LJ	Liechtenstein	SN	Senegal
CM	Cameroon	LK	Sri Lanka	SU	Soviet Union
CS	Czechoslovakia	LU	Luxembourg	TD	Chad
CZ	Czech Republic	MC	Monaco	TG	Togo
DE	Germany	MG	Madagascar	UA	Ukraine
DK	Denmark	ML	Mali	US	United States of America
ES	Spain	MN	Mongolia	VN	Viet Nam
FI	Finland				

- 1 -

5

TITLE OF THE INVENTION

PEPTIDYL DERIVATIVES AS INHIBITORS OF INTERLEUKIN-1 $\beta$   
CONVERTING ENZYME

10

BACKGROUND OF THE INVENTION

This invention relates to substituted  
peptidyl derivatives useful in the treatment of  
inflammation in lung, central nervous system, kidney,  
joints, endocardium, pericardium, eyes, ears, skin,  
gastrointestinal tract and urogenital system. More  
particularly, this invention relates substituted  
peptidyl lactones and open forms thereof that are  
useful inhibitors of interleukin-1 $\beta$  converting enzyme  
(ICE). Interleukin-1 $\beta$  converting enzyme (ICE) has  
been identified as the enzyme responsible for  
converting precursor interleukin-1 $\beta$  (IL-1 $\beta$ ) to  
biologically active IL-1 $\beta$ .

25

30

- 2 -

Mammalian interleukin-1 (IL-1) is an immunoregulatory protein secreted by cell types as part of the inflammatory response. The primary cell type responsible for IL-1 production is the peripheral blood monocyte. Other cell types have also been described as releasing or containing IL-1 or IL-1 like molecules. These include epithelial cells (Luger, et al., J. Immunol. 127: 1493-1498 (1981), Le et al., J. Immunol. 138: 2520-2526 (1987) and Lovett and Larsen, J. Clin. Invest. 82: 115-122 (1988), connective tissue cells (Ollivierre et al., Biochem. Biophys. Res. Comm. 141: 904-911 (1986), Le et al, J. Immunol. 138: 2520-2526 (1987), cells of neuronal origin (Giulian et al., J. Esp. Med. 164: 594-604 (1986) and leukocytes (Pistoia et al., J. Immunol. 136: 1688-1692 (1986), Acres et al., Mol. Immuno. 24: 479-485 (1987), Acres et al., J. Immunol. 138: 2132-2136 (1987) and Lindenmann et al., J. Immunol 140: 837-839 (1988).

Biologically active IL-1 exists in two distinct forms, IL-1 $\alpha$  with an isoelectric point of about pI 5.2 and IL-1 $\beta$  with an isoelectric point of about 7.0 with both forms having a molecular mass of about 17,500 (Bayne et al., J. Esp. Med. 163: 1267-1280 (1986) and Schmidt, J. Esp. Med. 160: 772 (1984). The polypeptides appear evolutionarily conserved, showing about 27-33% homology at the amino acid level (Clark et al., Nucleic Acids Res. 14: 7897-7914 (1986).

Mammalian IL-1 $\beta$  is synthesized as a cell associated precursor polypeptide with a molecular mass of about 31.4 kDa (Limjuco et al., Proc. Natl.

- 3 -

Acad. Sci USA 83: 3972-3976 (1986). Precursor IL-1 $\beta$  is unable to bind to IL-1 receptors and is biologically inactive (Mosley et al., J. Biol. Chem. 262: 2941-2944 (1987). Biological activity appears dependent upon some form of proteolytic processing which results in the conversion of the precursor 31.5 kDa form to the mature 17.5 kDa form. Evidence is growing that by inhibiting the conversion of precursor IL-1 $\beta$  to mature IL-1 $\beta$ , one can effectively inhibit the activity of interleukin-1.

Mammalian cells capable of producing IL-1 $\beta$  include, but are not limited to, keratinocytes, endothelial cells, mesangial cells, thymic epithelial cells, dermal fibroblasts, chondrocytes, astrocytes, glioma cells, mononuclear phagocytes, granulocytes, T and B lymphocytes and NK cells.

As discussed by J.J. Oppenheim, et al. Immunology Today, vol. 7(2):45-56 (1986), the activities of interleukin-1 are many. It has been observed that catabolin, a factor that promotes degradation of cartilage matrix, also exhibited the thymocyte comitogenic activities of IL-1 and stimulates chondrocytes to release collagenase neutral proteases and plasminogen activator. In addition, a plasma factor termed proteolysis inducing factor stimulates muscle cells to produce prostaglandins which in turn leads to proteolysis, the release of amino acids and, in the long run, muscle wasting, and appears to represent a fragment of IL-1 with fever-inducing, acute phase response and thymocyte co-mitogenic activities.

- 4 -

IL-1 has multiple effects on cells involved in inflammation and wound healing. Subcutaneous injection of IL-1 leads to margination of neutrophils and maximal extravascular infiltration of the polymorphonuclear leukocytes (PMN). In vitro studies reveal IL-1 to be a chemotactic attractant for PMN to activate PMN to metabolize glucose more rapidly to reduce nitroblue tetrazolium and to release their lysosomal enzymes. Endothelial cells are stimulated to proliferate by IL-1 to produce thromboxane, to become more adhesive and to release procoagulant activity. IL-1 also enhances collagen type IV production by epidermal cells, induces osteoblast proliferation and alkaline phosphatase production and stimulates osteoclasts to resorb bone. Even macrophages have been reported to be chemotactically attracted to IL-1 to produce prostaglandins in response to IL-1 and to exhibit a more prolonged and active tumoricidal state.

IL-1 is also a potent bone resorptive agent capable upon infusion into mice of causing hypercalcemia and increase in bone resorptive surface as revealed by histomorphometry Sabatini, M. et al., PNAS 85: 5235-5239, 1988.

Accordingly, disease states in which the ICE inhibitors of Formula I may be useful as therapeutic agents include, but are not limited to, infectious diseases where active infection exists at any body site, such as meningitis and salpingitis; complications of infections including septic shock, disseminated intravascular coagulation, and/or adult

- 5 -

respiratory distress syndrome; acute or chronic inflammation due to antigen, antibody, and/or complement deposition; inflammatory conditions including arthritis, cholangitis, colitis, encephalitis, endocarditis, glomerulonephritis, hepatitis, myocarditis, pancreatitis, pericarditis, reperfusion injury and vasculitis. Immune-based diseases which may be responsive to ICE inhibitors of Formula I include but are not limited to conditions involving T-cells and/or macrophages such as acute and delayed hypersensitivity, graft rejection, and graft-versus-host-disease; auto-immune diseases including Type I diabetes mellitus and multiple sclerosis. ICE inhibitors of Formula I may also be useful in the treatment of bone and cartilage resorption as well as diseases resulting in excessive deposition of extracellular matrix. Such diseases include periodonate diseases interstitial pulmonary fibrosis, cirrhosis, systemic sclerosis, and keloid formation. ICE inhibitors of Formula I may also be useful in treatment of certain tumors which produce IL 1 as an autocrine growth factor and in preventing the cachexia associated with certain tumors.

#### SUMMARY OF THE INVENTION

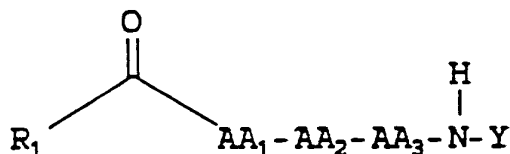
Novel peptidyl derivatives formula I are found to be potent inhibitors of interleukin-1 $\beta$  converting enzyme (ICE). Compounds of formula I are useful in the treatment of deseases including inflammation in lung, central nervous system, kidney, joints, endocardium, pericardium, eyes, ears, skin, gastrointestinal tract and urogenital system.

- 6 -

DETAILED DESCRIPTION OF THE INVENTION

The invention encompasses compounds of formula I.

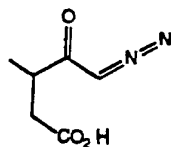
5



10

or a pharmaceutically acceptable salt thereof thereof:  
wherein Y is:

15



20

R<sub>1</sub> is

- (a) substituted C<sub>1-12</sub> alkyl, wherein the substituent is selected from
- (1) hydrogen,
  - (2) hydroxy,
  - (3) halo, and
  - (4) C<sub>1-6</sub>alkylcarbonyl;
- (b) aryl C<sub>1-6</sub> alkyl wherein the aryl group is selected from the group consisting of:

30



- 7 -

- 5
- (1) phenyl,
  - (2) naphthyl,
  - (3) pyridyl,
  - (4) furyl,
  - (5) thienyl,
  - (6) thiazolyl,
  - (7) isothiazolyl,
  - (8) imidazolyl,
  - (9) benzimidazolyl,
  - (10) pyrazinyl,
  - (11) pyrimidyl,
  - (12) quinolyl,
  - (13) isoquinolyl,
  - (14) benzofuryl,
  - (15) benzothienyl,
  - (16) pyrazolyl,
  - (17) indolyl,
  - (18) purinyl,
  - (19) isoxazolyl, and
  - (20) oxazolyl,
- 20 and mono and di-substituted aryl as defined above in items (1) to (20) wherein the substituents are independently C<sub>1-6</sub>alkyl, halo, hydroxy, C<sub>1-6</sub>alkyl amino, C<sub>1-6</sub>alkoxy, C<sub>1-6</sub>alkylthio, and C<sub>1-6</sub>alkylcarbonyl;
- 25

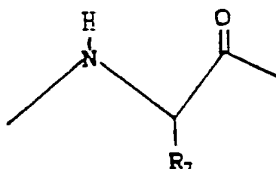
AA<sub>1</sub> is independently selected from the group consisting of

- (a) a single bond, and

30

- 8 -

(b) an amino acid of formula AI



5

wherein R<sub>7</sub> is selected from the group  
consisting of:

10

(a) hydrogen,

(b) substituted C<sub>1-6</sub> alkyl, wherein the  
substituent is selected from

(1) hydrogen,

(2) hydroxy,

15

(3) halo,

(4) -S-C<sub>1-4</sub> alkyl

(5) -SH

(6) C<sub>1-6</sub> alkylcarbonyl,

(7) carboxy,

20

O

(8) -CNH<sub>2</sub>,

(9) amino carbonyl amino,

(10) C<sub>1-4</sub> alkylamino, wherein the alkyl  
moiety is substituted with

25

hydrogen or hydroxy, and the amino  
is substituted with hydrogen or  
CBZ,

(11) guanidino, and

(c) aryl C<sub>1-6</sub> alkyl,

30

wherein aryl is defined as immediately above, and

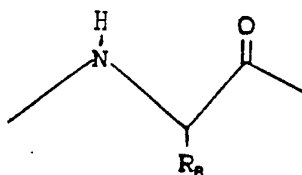
- 9 -

wherein the aryl may be mono and di-substituted, the substituents being each independently C<sub>1-6</sub>alkyl, halo, hydroxy, C<sub>1-6</sub>alkyl amino, C<sub>1-6</sub>alkoxy, C<sub>1-6</sub>alkylthio, and C<sub>1-6</sub>alkylcarbonyl;

5 AA<sub>2</sub> is independently selected from the group consisting of

- (a) a single bond, and
- (b) an amino acid of formula AII

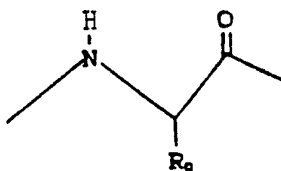
10



15 AA<sub>3</sub>, which are each independently selected from the group consisting of

- (a) a single bond, and
- (b) an amino acid of formula AIII

20



25 wherein R<sub>8</sub> and R<sub>9</sub> are each independently selected from the group consisting of

- (a) hydrogen,
- (b) substituted C<sub>1-6</sub> alkyl, wherein the substituent is selected from
  - (1) hydrogen,
  - (2) hydroxy,
  - (3) halo,

30

- 10 -

- 5
- (4) -S-C<sub>1-4</sub> alkyl
  - (5) -SH
  - (6) C<sub>1-6</sub> alkylcarbonyl,
  - (7) carboxy,  
0
  - (8) -CNH<sub>2</sub>,
  - (9) amino carbonyl amino,
  - (10) C<sub>1-4</sub> alkylamino, wherein the alkyl moiety is substituted with hydrogen or hydroxy, and the amino is substituted with hydrogen or CBZ,
- 10
- (11) guanidino, and

(c) aryl C<sub>1-6</sub> alkyl,  
15 wherein aryl is defined as immediately above, and wherein the aryl may be mono and di-substituted, the substituents being each independently C<sub>1-6</sub>alkyl, halo, hydroxy, C<sub>1-6</sub>alkyl amino, C<sub>1-6</sub>alkoxy, C<sub>1-6</sub>alkylthio, and C<sub>1-6</sub>alkylcarbonyl.

20 One class of this genus is the compounds wherein:

R<sub>1</sub> is

- (a) substituted C<sub>1-6</sub> alkyl, wherein the substituent is selected from
  - 25 (1) hydrogen,
  - (2) hydroxy,
  - (3) chloro or fluoro, and
- (b) aryl C<sub>1-6</sub> alkyl wherein the aryl group is selected from the group consisting of
  - 30 (1) phenyl,
  - (2) naphthyl,

- 11 -

- (3) pyridyl,  
(4) furyl,  
(5) thienyl,  
(6) thiazolyl,  
(7) isothiazolyl,  
(8) benzofuryl,  
(9) benzothienyl,  
(10) indolyl,  
(11) isooxazolyl, and  
(12) oxazolyl,

5

10

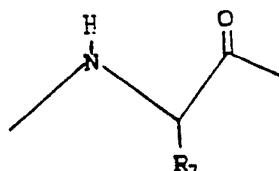
and mono and di-substituted C<sub>6-10</sub>aryl as defined above in items (1) to (12) wherein the substituents are independently C<sub>1-4</sub>alkyl, halo, and hydroxy;

15

AA<sub>1</sub> is independently selected from the group consisting of

- (a) a single bond, and  
(b) an amino acid of formula AI

20



25

wherein R<sub>7</sub> is aryl C<sub>1-6</sub> alkyl wherein aryl is defined as immediately above, and wherein the aryl may be mono and di-substituted, the substituents being each independently C<sub>1-6</sub>alkyl, halo, hydroxy, C<sub>1-6</sub>alkyl amino, C<sub>1-6</sub>alkoxy, C<sub>1-6</sub>alkylthio, and C<sub>1-6</sub>alkylcarbonyl;

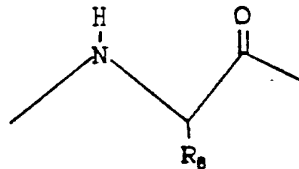
30

- 12 -

AA<sub>2</sub> is independently selected from the group consisting of

- (a) a single bond, and
- (b) an amino acid of formula AII

5

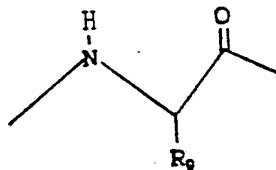


10

AA<sub>3</sub>, which are each independently selected from the group consisting of

- (a) a single bond, and
- (b) an amino acid of formula AIII

15



20

wherein R<sub>8</sub> and R<sub>9</sub> are each independently selected from the group consisting of

- (a) hydrogen,
- (b) C<sub>1-6</sub> alkyl, wherein the substituent is selected from
  - (1) hydrogen,
  - (2) hydroxy,
  - (3) halo,
  - (4) -S-C<sub>1-4</sub> alkyl
  - (5) -SH
  - (6) C<sub>1-6</sub> alkylcarbonyl,
  - (7) carboxy,

25

30

- 13 -

0

(8) -CNH<sub>2</sub>,(9) C<sub>1-4</sub> alkylamino, and C<sub>1-4</sub> alkyl amino wherein the alkyl moiety is substituted with an hydroxy, and

5

(10) guanidino, and

(c) aryl C<sub>1-6</sub> alkyl,

wherein aryl is defined as immediately above, and wherein the aryl may be mono and di-substituted, the substituents being each independently C<sub>1-6</sub>alkyl, halo, hydroxy, C<sub>1-6</sub>alkyl amino, C<sub>1-6</sub>alkoxy, C<sub>1-6</sub>alkylthio, and C<sub>1-6</sub>alkylcarbonyl.

10

Within this class are the compounds wherein AA1, AA2 and AA3, are each independently selected from the group consisting of the L- and D- forms of the amino acids including glycine, alanine, valine, leucine, isoleucine, serine, threonine, aspartic acid, asparagine, glutamic acid, glutamine, lysine, hydroxy-lysine, histidine, arginine, phenylalanine, tyrosine, tryptophan, cysteine, methionine, ornithine,  $\beta$ -alanine, homoserine, homotyrosine, homophenylalanine and citrulline.

15

20

Alternatively, within this class are the subclass of compounds wherein

R<sub>1</sub> is C<sub>1-3</sub>alkyl; and

25

R<sub>8</sub> and R<sub>9</sub> are each individually

(a) hydrogen,

(b) C<sub>1-6</sub>alkyl,(c) mercapto C<sub>1-6</sub>alkyl,(d) hydroxy C<sub>1-6</sub>alkyl,

30

(e) carboxy C<sub>1-6</sub>alkyl,

- 14 -

- 5 (g) aminocarbonyl C<sub>1-6</sub>alkyl,  
(h) mono - or di-C<sub>1-6</sub>alkyl amino C<sub>1-6</sub>alkyl,  
(i) guanidino C<sub>1-6</sub>alkyl,  
(j) amino-C<sub>1-6</sub>alkyl or N-substituted  
amino-C<sub>1-6</sub>alkyl wherein the substituent  
is carbobenzoxy,  
(k) carbamyl C<sub>1-6</sub>alkyl, or  
10 (l) aryl C<sub>1-6</sub>alkyl, wherein the aryl group  
is selected from phenyl and indolyl,  
and the aryl group may be substituted  
with hydroxy, C<sub>1-3</sub> alkyl.

Within this sub-class are the compounds

wherein:

- 15 R<sub>1</sub> is methyl;  
R<sub>8</sub> is C<sub>1-6</sub>alkyl; and  
R<sub>9</sub> is

- 20 (a) hydrogen,  
(b) C<sub>1-6</sub>alkyl,  
(d) benzyl,  
(e) p-hydroxy-benzyl,  
(f) N-carbobenzoxy-amino-(n-butyl),  
(g) carbamylmethyl,  
(h) carbamylethyl,  
25 (i) indol-2-yl-methyl,  
(j) substituted phenyl C<sub>1-6</sub>alkyl, wherein  
the substituent is hydrogen, hydroxy,  
carboxy, or C<sub>1-4</sub>alkyl,  
(k) substituted indolyl C<sub>1-6</sub>alkyl, wherein  
30 the substituent is hydrogen, hydroxy,  
carboxy, or C<sub>1-4</sub>alkyl, or



- 15 -

(1) substituted imidazolyl C<sub>1-6</sub>alkyl wherein the substituent is hydrogen, hydroxy, carboxy, or C<sub>1-4</sub>alkyl.

5 Exemplifying the invention are the following compounds:

(a)N-(N-Acetyl-tyrosinyl-valinyl-alaninyl)-3-amino-5-diazo-4-oxopentanoic acid;

10 (b)N-(N-Acetyl-tyrosinyl-valinyl-ε-CBZ-lysiny1)-3-amino-5-diazo-4-oxopentanoic acid;

(c)N-(N-Acetyl-tyrosinyl-valinyl-lysiny1)-3-amino-5-diazo-4-oxopentanoic acid.

This invention also concerns to pharmaceutical composition and methods of treatment of interleukin-1 and interleukin-1β mediated or  
15 implicated disorders or diseases (as described above) in a patient (including man and/or mammalian animals raised in the dairy, meat, or fur industries or as pets) in need of such treatment comprising  
20 administration of interleukin-1β inhibitors of formula (I) as the active constituents.

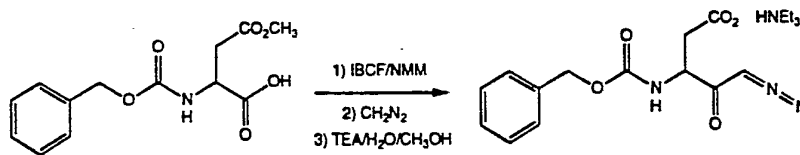
Illustrative of these aspects, this invention concerns pharmaceutical compositions and methods of treatment of diseases selected from septic  
25 shock, allograft rejection, inflammatory bowel disease and rheumatoid arthritis in a patient in need of such treatment comprising:

administration of an interleukin-1β inhibitor of formula (I) as the active constituent.

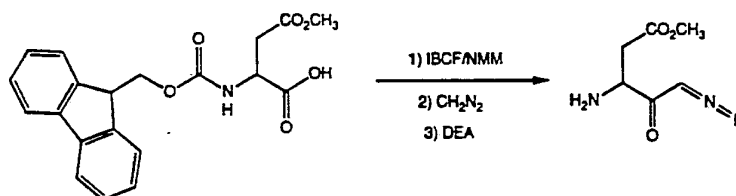
30 Compounds of the instant invention are conveniently prepared using the procedures described generally below and more explicitly described in the Example section thereafter.

Scheme

5

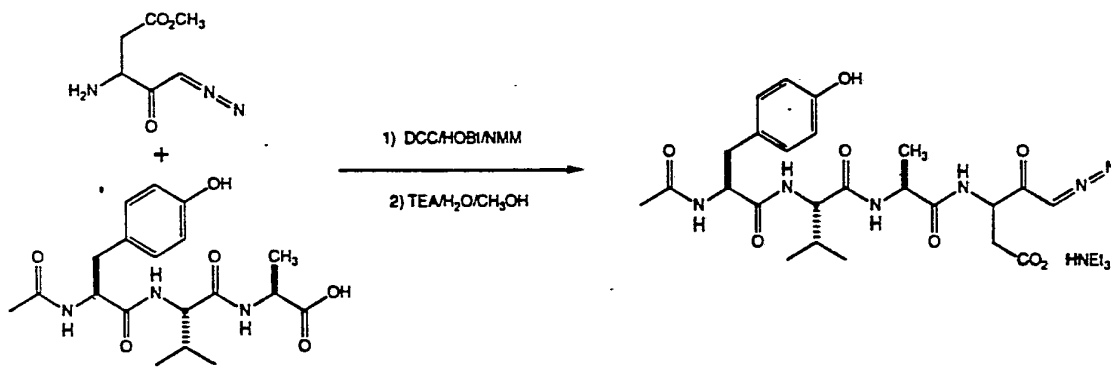


10



15

20



25

30

- 17 -

The reactions of the scheme proceed as follows. CBZ-aspartic acid  $\beta$ -methyl ester is converted to the mixed anhydride with isobutyl chloroformate and N-methylmorpholine. Addition of excess diazomethane provides the desired diazo-

5 methylketone. Hydrolysis of the ester is accomplished using triethylamine in methanol and water. The tetrapeptide diazomethylketone can be prepared as follows: Fmoc-aspartic acid  $\beta$ -methyl ester is converted to its diazomethylketone as

10 before. The Fmoc group is then removed with diethylamine and the resulting amine coupled to N-acetyltyrosinyl-valinyl-alanine using dicyclohexyl carbodiimide in the presence of hydroxybenzotriazole and N-methylmorpholine. The ester is then hydrolyzed

15 as before.

20

25

30

- 18 -

The compounds of the instant invention of the formula (I), as represented in the Examples hereinunder shown to exhibit in vitro inhibitory activities with respect to interleukin- $1\beta$ . In particular, these compounds have been shown to  
5 inhibit interleukin- $1\beta$  converting enzyme from cleaving precursor interleukin- $1\beta$  as to form active interleukin- $1\beta$  at a  $K_i$  of less than 1  $\mu$ M.

This invention also relates to a method of  
10 treatment for patients (including man and/or mammalian animals raised in the dairy, meat, or fur industries or as pets) suffering from disorders or diseases which can be attributed to IL-1/ICE as previously described, and more specifically, a method of  
15 treatment involving the administration of the IL-1/ICE inhibitors of formula (I) as the active constituents.

Accordingly, disease states in which the ICE inhibitors of Formula I may be useful as therapeutic agents include, but are not limited to, infectious  
20 diseases where active infection exists at any body site, such as meningitis and salpingitis; complications of infections including septic shock, disseminated intravascular coagulation, and/or adult  
25 respiratory distress syndrome; acute or chronic inflammation due to antigen, antibody, and/or complement deposition; inflammatory conditions including arthritis, cholangitis, colitis, encephalitis, endocarditis, glomerulonephritis, hepatitis, myocarditis, pancreatitis, pericarditis,  
30 reperfusion injury and vasculitis. Immune-based

- 19 -

diseases which may be responsive to ICE inhibitors of Formula I include but are not limited to conditions involving T-cells and/or macrophages such as acute and delayed hypersensitivity, graft rejection, and graft-versus-host-disease; auto-immune diseases including Type I diabetes mellitus and multiple sclerosis. ICE inhibitors of Formula I may also be useful in the treatment of bone and cartilage resorption as well as diseases resulting in excessive deposition of extracellular matrix such as interstitial pulmonary fibrosis, cirrhosis, systemic sclerosis, and keloid formation. ICE inhibitors of Formula I may also be useful in treatment of certain tumors which produce IL 1 as an autocrine growth factor and in preventing the cachexia associated with certain tumors.

For the treatment the above mentioned diseases, the compounds of formula (I) may be administered orally, topically, parenterally, by inhalation spray or rectally in dosage unit formulations containing conventional non-toxic pharmaceutically acceptable carriers, adjuvants and vehicles. The term parenteral as used herein includes subcutaneous injections, intravenous, intramuscular, intracisternal injection or infusion techniques. In addition to the treatment of warm-blooded animals such as mice, rats, horses, cattle, sheep, dogs, cats, etc., the compounds of the invention are effective in the treatment of humans.

The pharmaceutical compositions containing the active ingredient may be in a form suitable for oral use, for example, as tablets, troches, lozenges,

- 20 -

aqueous or oily suspensions, dispersible powders or granules, emulsions, hard or soft capsules, or syrups or elixirs. Compositions intended for oral use may be prepared according to any method known to the art for the manufacture of pharmaceutical compositions and such compositions may contain one or more agents selected from the group consisting of sweetening agents, flavoring agents, coloring agents and preserving agents in order to provide pharmaceutically elegant and palatable preparations. Tablets contain the active ingredient in admixture with non-toxic pharmaceutically acceptable excipients which are suitable for the manufacture of tablets. These excipients may be for example, inert diluents, such as calcium carbonate, sodium carbonate, lactose, calcium phosphate or sodium phosphate; granulating and disintegrating agents, for example, corn starch, or alginic acid; binding agents, for example starch, gelatin or acacia, and lubricating agents, for example magnesium stearate, stearic acid or talc. The tablets may be uncoated or they may be coated by known techniques to delay disintegration and absorption in the gastrointestinal tract and thereby provide a sustained action over a longer period. For example, a time delay material such as glyceryl monostearate or glyceryl distearate may be employed. They may also be coated by the techniques described in the U.S. Patents 4,256,108; 4,166,452; and 4,265,874 to form osmotic therapeutic tablets for control release.

- 21 -

Formulations for oral use may also be presented as hard gelatin capsules wherein the active ingredient is mixed with an inert solid diluent, for example, calcium carbonate, calcium phosphate or kaolin, or as soft gelatin capsules wherein the active ingredient is mixed with water or an oil medium, for example peanut oil, liquid paraffin, or olive oil.

Aqueous suspensions contain the active materials in admixture with excipients suitable for the manufacture of aqueous suspensions. Such excipients are suspending agents, for example sodium carboxymethylcellulose, methylcellulose, hydroxypropylmethylcellulose, sodium alginate, polyvinylpyrrolidone, gum tragacanth and gum acacia; dispersing or wetting agents may be a naturally-occurring phosphatide, for example lecithin, or condensation products of an alkylene oxide with fatty acids, for example polyoxyethylene stearate, or condensation products of ethylene oxide with long chain aliphatic alcohols, for example heptadecaethyl-eneoxycetanol, or condensation products of ethylene oxide with partial esters derived from fatty acids and a hexitol such as polyoxyethylene sorbitol monooleate, or condensation products of ethylene oxide with partial esters derived from fatty acids and hexitol anhydrides, for example polyethylene sorbitan monooleate. The aqueous suspensions may also contain one or more preservatives, for example ethyl, or n-propyl, p-hydroxybenzoate, one or more coloring agents, one or more flavoring agents, and one or more sweetening agents, such as sucrose or saccharin.

- 22 -

Oily suspensions may be formulated by suspending the active ingredient in a vegetable oil, for example arachis oil, olive oil, sesame oil or coconut oil, or in a mineral oil such as liquid paraffin. The oily suspensions may contain a thickening agent, for example beeswax, hard paraffin or cetyl alcohol. Sweetening agents such as those set forth above, and flavoring agents may be added to provide a palatable oral preparation. These compositions may be preserved by the addition of an anti-oxidant such as ascorbic acid.

Dispersible powders and granules suitable for preparation of an aqueous suspension by the addition of water provide the active ingredient in admixture with a dispersing or wetting agent, suspending agent and one or more preservatives. Suitable dispersing or wetting agents and suspending agents are exemplified by those already mentioned above. Additional excipients, for example sweetening, flavoring and coloring agents, may also be present.

The pharmaceutical compositions of the invention may also be in the form of oil-in-water emulsions. The oily phase may be a vegetable oil, for example olive oil or arachis oil, or a mineral oil, for example liquid paraffin or mixtures of these. Suitable emulsifying agents may be naturally-occurring gums, for example gum acacia or gum tragacanth, naturally-occurring phosphatides, for example soy bean, lecithin, and esters or partial esters derived from fatty acids and hexitol anhydrides, for example sorbitan monooleate, and



- 23 -

condensation products of the said partial esters with ethylene oxide, for example polyoxyethylene sorbitan monooleate. The emulsions may also contain sweetening and flavoring agents.

5 Syrups and elixirs may be formulated with sweetening agents, for example glycerol, propylene glycol, sorbitol or sucrose. Such formulations may also contain a demulcent, a preservative and flavoring and coloring agents. The pharmaceutical compositions may be in the form of a sterile injectable aqueous or  
10 oleagenous suspension. This suspension may be formulated according to the known art using those suitable dispersing or wetting agents and suspending agents which have been mentioned above. The sterile injectable preparation may also be a sterile  
15 injectable solution or suspension in a non-toxic parenterally-acceptable diluent or solvent, for example as a solution in 1,3-butane diol. Among the acceptable vehicles and solvents that may be employed are water, Ringer's solution and isotonic sodium  
20 chloride solution. In addition, sterile, fixed oils are conventionally employed as a solvent or suspending medium. For this purpose any bland fixed oil may be employed including synthetic mono- or diglycerides. In addition, fatty acids such as oleic acid find use  
25 in the preparation of injectables.

The compounds of formula (I) may also be administered in the form of suppositories for rectal administration of the drug. These compositions can be prepared by mixing the drug with a suitable  
30 non-irritating excipient which is solid at ordinary

- 24 -

temperatures but liquid at the rectal temperature and will therefore melt in the rectum to release the drug. Such materials are cocoa butter and polyethylene glycols.

5 For topical use, creams, ointments, jellies, solutions or suspensions, etc., containing the compounds of Formula (I) are employed. (For purposes of this application, topical application shall include mouth washes and gargles.)

10 Dosage levels of the order of from about 0.05 mg to about 140 mg per kilogram of body weight per day are useful in the treatment of the above-indicated conditions (about 2.5 mg to about 7 gms. per patient per day). For example, inflammation may be effectively treated by the administration of from  
15 about 0.01 to 50 mg of the compound per kilogram of body weight per day (about 0.5 mg to about 3.5 gms per patient per day).

The amount of active ingredient that may be combined with the carrier materials to produce a  
20 single dosage form will vary depending upon the host treated and the particular mode of administration. For example, a formulation intended for the oral administration of humans may contain from 0.5 mg to 5 gm of active agent compounded with an appropriate and  
25 convenient amount of carrier material which may vary from about 5 to about 95 percent of the total composition. Dosage unit forms will generally contain between from about 1 mg to about 500 mg of an  
30 active ingredient.

- 25 -

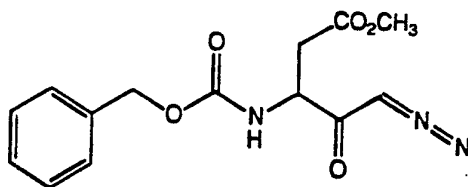
It will be understood, however, that the specific dose level for any particular patient will depend upon a variety of factors including the activity of the specific compound employed, the age, body weight, general health, sex, diet, time of administration, route of administration, rate of excretion, drug combination and the severity of the particular disease undergoing therapy.

The following Examples are intended to illustrate the preparation of compounds of Formula I, and as such are not intended to limit the invention as set forth in the claims appended, thereto.

EXAMPLE 1

**N-Benzyloxycarbonyl-3-amino-5-diazo-4-oxopentanoic acid triethylammonium salt.**

STEP A

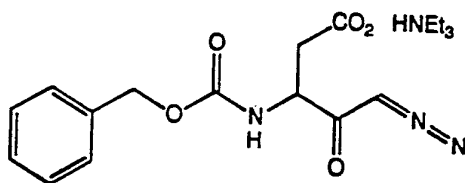


**N-Benzyloxycarbonyl-3-amino-5-diazo-4-oxopentanoic acid methyl ester:**

To a solution of CBZ-aspartic acid  $\beta$ -methyl ester (971 mg, 3.45 mmol) and 4-methyl morpholine (399 mL, 3.63 mmol) in 5 mL of freshly distilled

- 26 -

dichloromethane at  $-10^{\circ}\text{C}$  was added isobutyl chloroformate (460 mL, 3.43 mmol). After 15 min, the solution was filtered and excess ethereal diazomethane was added. The mixture was stirred at  $0^{\circ}\text{C}$  for 1 h and concentrated. The mixture was purified by MPLC on silica-gel (35x350 mm column, eluting with 30% ethyl acetate in hexane) to give the title compound as a pale yellow oil which crystallized on standing:  $^1\text{H}$  NMR (200 MHz,  $\text{CDCl}_3$ )  $\delta$  7.34 (brs, 5H, Ar-H), 5.92 (brd, 1H, NH), 5.12 (s, 1H, CHN<sub>2</sub>), 5.12 (s, 2H, CH<sub>2</sub>Ph), 4.58 (m, 1H, CHNCO), 3.67 (s, 3H, CH<sub>3</sub>O), 3.03 (dd, 1H, CHHCO<sub>2</sub>), 2.08 (dd, 1H, CHHCO<sub>2</sub>).

STEP B**N-Benzyloxycarbonyl-3-amino-5-diazo-4-oxopentanoic acid triethylammonium salt:**

To a solution of N-Benzyloxycarbonyl-3-amino-5-diazo-4-oxopentanoic acid methyl ester (20 mg) in 2 mL each of methanol and water was added 400 mL of freshly distilled triethylamine. After 6 h at ambient temperature, the solution was concentrated to afford the title compound:  $^1\text{H}$  NMR (200 MHz,  $\text{CD}_3\text{OD}$ )  $\delta$  6.6-6.1 (m, 5H, Ar-H), 5.30 (s, 2H, CH<sub>2</sub>Ph), 5.22 (m, 1H, CHNCO), 3.28 (dd, 2H, CH<sub>2</sub>CO<sub>2</sub>), 2.58 (q, 6H, CH<sub>2</sub>CH<sub>3</sub>), 1.00 (t, 9H, CH<sub>2</sub>CH<sub>3</sub>).

- 27 -

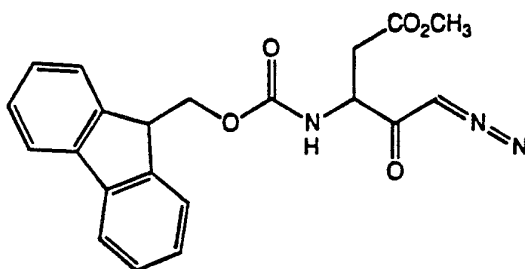
EXAMPLE 2

**N-(N-Acetyl-tyrosinyl-valinyl-alaninyl)-3-amino-5-diazo-4-oxopentanoic acid triethyl ammonium salt.**

5

STEP A

10



15

**N-Fluorenylmethyloxycarbonyl-3-amino-5-diazo-4-oxopentanoic acid methyl ester:**

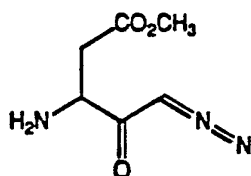
20

To a solution of Fmoc-aspartic acid  $\beta$ -methyl ester (1.0g, 2.71 mmol) in 5 mL of freshly distilled dichloromethane at  $-10^{\circ}\text{C}$  was added 4-methylmorpholine (313 mL, 2.85 mmol) followed by isobutylchloroformate (358 mL, 2.76 mmol). After 15 min, the mixture was filtered and the solids washed with 5 mL of dichloromethane. To the combined dichloromethane solutions at  $0^{\circ}\text{C}$  was added excess ethereal diazomethane. After 2 h, the mixture was concentrated, diluted with dichloromethane, filtered, and concentrated. The crude product was purified by MPLC on silica-gel (35x350 mm column, using 40% ethyl acetate in hexane as eluent) to afford the title

30

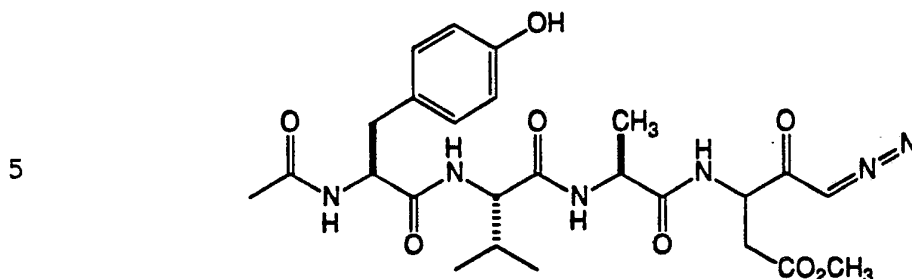
- 28 -

compound as a pale-yellow crystalline solid:  $^1\text{H}$  NMR (200 MHz,  $\text{CDCl}_3$ )  $\delta$  7.76 (d, 2H,  $J = 7.30$  Hz, Ar-H), 7.58 (d, 2H,  $J = 7.37$  Hz, Ar-H), 7.45-7.25 (m, 4H, Ar-H), 5.80 (brd, 1H, NH), 5.35 (s, 1H, CHN<sub>2</sub>), 4.66-4.40 (m, 3H, CHCH<sub>2</sub>O, CHNCO), 4.20 (t, 1H,  $J = 6.04$  Hz, CHCH<sub>2</sub>O), 3.68 (s, 3H, CH<sub>3</sub>O), 3.03 (dd, 1H,  $J = 4.44, 17.60$  Hz, CHHCO<sub>2</sub>), 2.65 (dd, 1H,  $J = 5.08, 17.29$  Hz, CHHCO<sub>2</sub>).

STEP B**3-Amino-5-diazo-4-oxopentanoic acid methyl ester:**

To a solution of N-Fluorenylmethyloxy-carbonyl-3-amino-5-diazo-4-oxopentanoic acid methyl ester in 25 mL of acetonitrile was added 25 mL of diethylamine. After 30 min, the mixture was concentrated. The resulting orange solid was triturated with dichloromethane, the solid removed by filtration, and the liquid concentrated. The orange oil was purified by MPLC on silica-gel (22x300 mm column, eluting with a gradient of dichloromethane to 1% ammonia and 10% methanol in dichloromethane) to afford the title compound as an orange oil:  $^1\text{H}$  NMR (200 MHz,  $\text{CD}_3\text{OD}$ )  $\delta$  3.70 (m, 1H, CHNH<sub>2</sub>), 3.67 (s, 3H, CH<sub>3</sub>O), 2.74 (dd, 1H,  $J = 5.82, 16.5$  Hz, CHHCO<sub>2</sub>), 2.57 (dd, 1H,  $J = 7.55, 16.6$  Hz, CHHCO<sub>2</sub>).

- 29 -

STEP C

10 **N-(N-Acetyltyrosinyl-valinyl-alaninyl)-3-Amino-5-diazo-4-oxopentanoic acid methyl ester:**

To a solution of 3-Amino-5-diazo-4-oxopentanoic acid methyl ester (81.3 mg, 0.475 mmol) in 3 mL of DMF was added 4-methylmorpholine (261 mL, 2.38 mmol) followed by acetyltyrosinyl-valinyl-alanine

15 (186 mg, 0.475 mmol). The mixture was cooled to 0°C, and hydroxybenzotriazole (96 mg, 0.713 mmol) and dicyclohexyl carbodiimide (98 mg, 0.475 mmol) were added. The ice bath was removed and the mixture stirred overnight. The orange suspension was

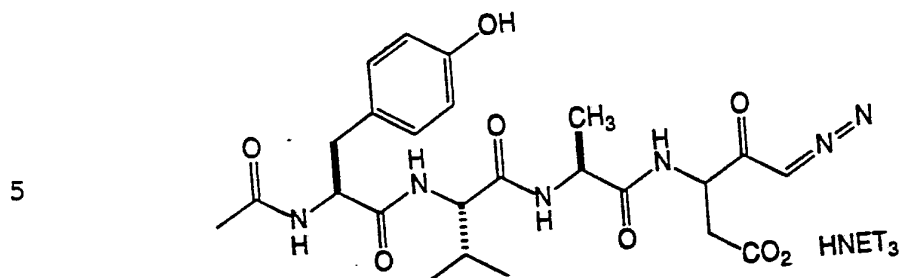
20 filtered and purified by Sephadex LH-20<sup>®</sup>

chromatography to afford 190 mg of the title compound as an orange solid: <sup>1</sup>H NMR (200 MHz, DMF-D<sub>7</sub>) δ 8.4-7.7 (m, NH's), 7.09 (d, 2H, J = 6.98 Hz, Ar-H), 6.73 (d, 2H, J = 8.61 Hz, Ar-H), 6.15 (s, 1H, CHN<sub>2</sub>), 4.8-4.5 (m, 2H), 4.4-4.2 (m, 2H), 3.63 (s, 3H, CH<sub>3</sub>O), 3.1-2.6 (m, 4H, CH<sub>2</sub>Ar, CH<sub>2</sub>CO<sub>2</sub>), 2.1 (m, 1H, CH(CH<sub>3</sub>)<sub>2</sub>), 1.86 (s, 3H, CH<sub>3</sub>CO), 1.37 (d, 1.5H, J = 7.30 Hz, CHCH<sub>3</sub> diastereomer A), 1.34 (d, 1.5H, J = 6.84 Hz, CHCH<sub>3</sub> diastereomer B), 0.91 (m, 6H, CH(CH<sub>3</sub>)<sub>2</sub> two diastereomers).

25

30

- 30 -

STEP D

10 **N-(N-Acetyltyrosinyl-valinyl-alaninyl)-3-Amino-5-diazo-4-oxopentanoic acid triethyl ammonium salt:**

To a solution of N-(N-Acetyltyrosinyl-valinyl-alaninyl)-3-Amino-5-diazo-4-oxopentanoic acid methyl ester (10 mg) in 2 mL each of methanol and water was added 1 mL of freshly distilled

15 triethylamine. After 24 h, the solution was concentrated to afford the title compound as an orange glass:  $^1\text{H}$  NMR (200 MHz, DMF- $\text{D}_7$ , 1:1 mixture of diastereomers)  $\delta$  7.10 (m, 2H, Ar-H), 6.73 (d, 2H, Ar-H), 6.29 (s, 0.5H,  $\text{CHN}_2$ ), 6.14 (s, 0.5H,  $\text{CHN}_2$ ),

20 4.7-4.1 (m, 4H), 3.2-2.6 (m, 10H), 2.14 (m, 1H,  $\text{CH}(\text{CH}_3)_2$ ), 1.95 (s, 1.5H,  $\text{CH}_3\text{CO}$ ), 1.94 (s, 1.5H,  $\text{COCH}_3$ ), 1.4-0.8 (m, 18H,  $\text{CH}(\text{CH}_3)$ ,  $\text{CH}(\text{CH}_3)_2$ ,  $\text{N}(\text{CH}_2\text{CH}_3)_3$ ).

25 The following additional compounds are made in an analogous manner:

N-(N-Acetyl-phenylalaninyl-valinyl-alaninyl)-3-amino-5-diazo-4-oxopentanoic acid;

30 N-(3-phenylpropionyl-valinyl-alaninyl)-3-amino-5-diazo-4-oxopentanoic acid; and

N-(3-(4-hydroxyphenyl)-valinyl-alaninyl)-3-amino-5-diazo-4-oxopentanoic acid.



- 31 -

N-(N-Acetyl-phenylalaninyl-valinyl-ε-CBZ-lysinylyl)-3-amino-5-diazo-4-oxopentanoic acid;

N-(3-phenylpropionyl-valinyl-ε-CBZ-lysinylyl)-3-amino-5-diazo-4-oxopentanoic acid; and

5 N-(3-(4-hydroxyphenyl)-propionyl-valinyl-ε-CBZ-lysinylyl)-3-amino-5-diazo-4-oxopentanoic acid.

N-(N-Acetyl-phenylalaninyl-valinyl-lysinylyl)-3-amino-5-diazo-4-oxopentanoic acid;

10 N-(3-phenylpropionyl-valinyl-lysinylyl)-3-amino-5-diazo-4-oxopentanoic acid; and

N-(3-(4-hydroxyphenyl)-propionyl-valinyl-lysinylyl)-3-amino-5-diazo-4-oxopentanoic acid.

15

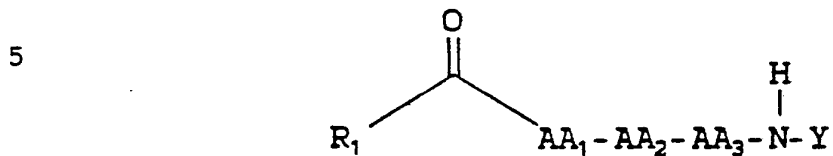
20

25

30

WHAT IS CLAIMED IS:

1. A compound of formula I



or a pharmaceutically acceptable salt thereof thereof:  
 10 wherein Y is:



20  $R_1$  is

- (a) substituted  $C_{1-12}$  alkyl, wherein the substituent is selected from
- (1) hydrogen,
  - (2) hydroxy,
  - (3) halo, and
  - (4)  $C_{1-6}$  alkylcarbonyl;
- (b) aryl  $C_{1-6}$  alkyl wherein the aryl group is selected from the group consisting of:
- (1) phenyl,
  - (2) naphthyl,
- 25
- 30

- 33 -

- 5
- (3) pyridyl,  
(4) furyl,  
(5) thienyl,  
(6) thiazolyl,  
(7) isothiazolyl,  
(8) imidazolyl,  
(9) benzimidazolyl,  
(10) pyrazinyl,  
(11) pyrimidyl,  
10 (12) quinolyl,  
(13) isoquinolyl,  
(14) benzofuryl,  
(15) benzothienyl,  
(16) pyrazolyl,  
15 (17) indolyl,  
(18) purinyl,  
(19) isoxazolyl, and  
(20) oxazolyl,

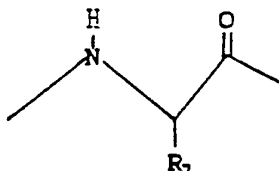
and mono and di-substituted aryl as defined above in  
20 items (1) to (20) wherein the substituents are  
independently C<sub>1-6</sub>alkyl, halo, hydroxy, C<sub>1-6</sub>alkyl  
amino, C<sub>1-6</sub>alkoxy, C<sub>1-6</sub>alkylthio, and  
C<sub>1-6</sub>alkylcarbonyl;

25 AA<sub>1</sub> is selected from the group consisting of  
(a) a single bond, and

30

- 34 -

(b) an amino acid of formula AI



5

wherein R<sub>7</sub> selected from the group consisting of

- (a) hydrogen,
- (b) substituted C<sub>1-6</sub> alkyl, wherein the substituent is selected from
- (1) hydrogen,
  - (2) hydroxy,
  - (3) halo,
  - (4) -S-C<sub>1-4</sub> alkyl,
  - (5) -SH
  - (6) C<sub>1-6</sub> alkylcarbonyl,
  - (7) carboxy,  
O
  - (8) -CNE<sub>2</sub>,
  - (9) amino carbonyl amino,
  - (10) C<sub>1-4</sub> alkylamino, wherein the alkyl moiety is substituted with hydrogen or hydroxy, and the amino is substituted with hydrogen or CBZ,
  - (11) guanidino, and
- (c) aryl C<sub>1-6</sub> alkyl,

wherein aryl is defined as immediately above, and  
 wherein the aryl may be mono and di-substituted, the  
 substituents being each independently C<sub>1-6</sub>alkyl,

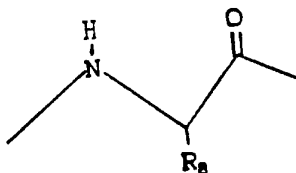
30

- 35 -

halo, hydroxy, C<sub>1-6</sub>alkyl amino, C<sub>1-6</sub>alkoxy,  
 C<sub>1-6</sub>alkylthio, and C<sub>1-6</sub>alkylcarbonyl,  
 wherein the aryl may be mono and di-substituted, the  
 substituents being each independently C<sub>1-6</sub>alkyl,  
 halo, hydroxy, C<sub>1-6</sub>alkyl amino, C<sub>1-6</sub>alkoxy,  
 5 C<sub>1-6</sub>alkylthio, and C<sub>1-6</sub>alkylcarbonyl;

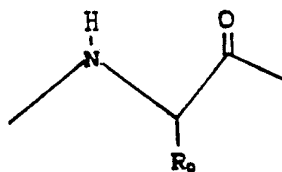
AA<sub>2</sub> is selected from the group consisting of

- (a) a single bond, and  
 (b) an amino acid of formula AII



AA<sub>3</sub> is selected from the group consisting of

- (a) a single bond, and  
 (b) an amino acid of formula AIII



wherein R<sub>8</sub> and R<sub>9</sub> are each independently selected  
 25 from the group consisting of

- (a) hydrogen,  
 (b) substituted C<sub>1-6</sub> alkyl, wherein the  
 substituent is selected from  
 (1) hydrogen,  
 (2) hydroxy,  
 (3) halo,

- 36 -

- (4) -S-C<sub>1-4</sub> alkyl,  
(5) -SH  
(6) C<sub>1-6</sub> alkylcarbonyl,  
(7) carboxy,  
0  
5 (8) -CNH<sub>2</sub>,  
(9) amino carbonyl amino,  
(10) C<sub>1-4</sub> alkylamino, wherein the alkyl  
moiety is substituted with  
hydrogen or hydroxy, and the amino  
10 is substituted with hydrogen or  
CBZ,  
(11) guanidino, and  
(c) aryl C<sub>1-6</sub> alkyl,

15 wherein aryl is defined as immediately above, and  
wherein the aryl may be mono and di-substituted, the  
substituents being each independently C<sub>1-6</sub>alkyl,  
halo, hydroxy, C<sub>1-6</sub>alkyl amino, C<sub>1-6</sub>alkoxy,  
C<sub>1-6</sub>alkylthio, and C<sub>1-6</sub>alkylcarbonyl.

20 2. A compound according Claim 1 wherein  
AA<sub>1</sub>, AA<sub>2</sub> and AA<sub>3</sub>, are each independently selected  
from the group consisting of the L- and D- forms of  
the amino acids glycine, alanine, valine, leucine,  
isoleucine, serine, threonine, aspartic acid,  
25 asparagine, glutamic acid, glutamine, lysine,  
hydroxy-lysine, histidine, arginine, phenylalanine,  
tyrosine, tryptophan, cysteine, methionine,  
ornithine, β-alanine, homoserine, homotyrosine,  
30 homophenylalanine and citrulline.

- 37 -

3. A compound of Claim 1 wherein:

R<sub>1</sub> is

- 5
- (a) substituted C<sub>1-6</sub> alkyl, wherein the substituent is selected from
- (1) hydrogen,
  - (2) hydroxy, and
  - (3) chloro or fluoro,
- (b) aryl C<sub>1-6</sub> alkyl wherein the aryl group is selected from the group consisting of
- 10
- (1) phenyl,
  - (2) naphthyl,
  - (3) pyridyl,
  - (4) furyl,
  - (5) thienyl,
  - (6) thiazolyl,
  - (7) isothiazolyl,
  - (8) benzofuryl,
  - (9) benzothienyl,
  - (10) indolyl,
  - (11) isooxazolyl, and
  - (12) oxazolyl,
- 15
- 20

and mono and di-substituted C<sub>6-10</sub>aryl as defined above in items (1) to (12) wherein the substituents are independently C<sub>1-4</sub>alkyl, halo, and hydroxy;

25

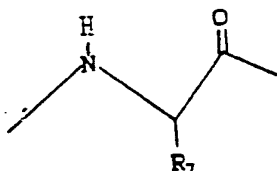
30

- 38 -

AA<sub>1</sub> is selected from the group consisting of

- (a) a single bond, and
- (b) an amino acid of formula AI

5



wherein R<sub>7</sub> is selected from the group consisting of

10

- (a) hydrogen,
- (b) substituted C<sub>1-6</sub> alkyl, wherein the substituent is selected from

15

- (1) hydrogen,
- (2) hydroxy,
- (3) halo,
- (4) -S-C<sub>1-4</sub> alkyl
- (5) -SH
- (6) C<sub>1-6</sub> alkylcarbonyl,
- (7) carboxy,

20

- 0
- (8) -C(=O)NH<sub>2</sub>,
- (9) C<sub>1-4</sub> alkylamino, and C<sub>1-4</sub> alkylamino wherein the alkyl moiety is substituted with an hydroxy, and

25

- (10) guanidino, and

- (c) aryl C<sub>1-6</sub> alkyl, wherein the aryl group is selected from the group consisting of

30

- (1) phenyl,
- (2) naphthyl,
- (3) pyridyl,



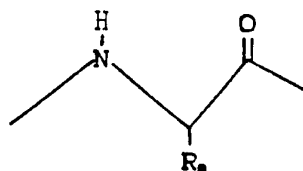
- 39 -

- (4) furyl,  
(5) thienyl,  
(6) thiazolyl,  
(7) isothiazolyl,  
5 (8) benzofuryl,  
(9) benzothienyl,  
(10) indolyl,  
(11) isooxazolyl, and  
(12) oxazolyl,

10 and wherein the aryl may be mono and di-substituted,  
the substituents being each independently C<sub>1-6</sub>alkyl,  
halo, hydroxy, C<sub>1-6</sub>alkyl amino, C<sub>1-6</sub>alkoxy,  
C<sub>1-6</sub>alkylthio, and C<sub>1-6</sub>alkylcarbonyl;

15 AA<sub>2</sub> is selected from the group consisting of

- (a) a single bond, and  
(b) an amino acid of formula AII



wherein R<sub>8</sub> is selected from the group consisting of

- (a) hydrogen,  
25 (b) substituted C<sub>1-6</sub> alkyl, wherein the  
substituent is selected from  
(1) hydrogen,  
(2) hydroxy,  
(3) halo,  
30 (4) -S-C<sub>1-4</sub> alkyl  
(5) -SH

- 40 -

- (6) C<sub>1-6</sub> alkylcarbonyl,  
 (7) carboxy,  
 O  
 (8) -CNH<sub>2</sub>,  
 (9) C<sub>1-4</sub> alkylamino, and C<sub>1-4</sub>  
 alkylamino wherein the alkyl  
 moiety is substituted with an  
 hydroxy, and  
 (10) guanidino, and

5

10

15

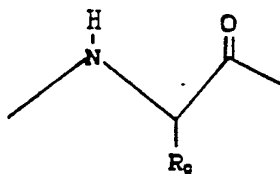
(c) aryl C<sub>1-6</sub> alkyl,  
 wherein aryl is defined as immediately above, and  
 wherein the aryl may be mono and di-substituted, the  
 substituents being each independently C<sub>1-6</sub>alkyl,  
 halo, hydroxy, C<sub>1-6</sub>alkyl amino, C<sub>1-6</sub>alkoxy,  
 C<sub>1-6</sub>alkylthio, and C<sub>1-6</sub>alkylcarbonyl.

20

4. A compound according to Claim 3 wherein  
 AA<sub>3</sub> is selected from the group consisting of

- (a) a single bond, and  
 (b) an amino acid of formula AIII

25



R<sub>9</sub> is selected from the group consisting of

30


- (a) hydrogen,  
 (b) substituted C<sub>1-6</sub> alkyl, wherein the  
 substituent is selected from  
 (1) hydrogen,

- 41 -

- 5
- (2) hydroxy,  
 (3) halo,  
 (4) -S-C<sub>1-4</sub> alkyl  
 (5) -SH  
 (6) C<sub>1-6</sub> alkylcarbonyl,  
 (7) carboxy,  
 O  
 (8) -CNH<sub>2</sub>,  
 (9) C<sub>1-4</sub> alkylamino, and C<sub>1-4</sub>  
 10 alkylamino wherein the alkyl  
 moiety is substituted with an  
 hydroxy, and  
 (10) guanidino, and  
 (c) aryl C<sub>1-6</sub> alkyl,

15 wherein aryl is defined as immediately above, and  
 wherein the aryl may be mono and di-substituted, the  
 substituents being each independently C<sub>1-6</sub>alkyl,  
 halo, hydroxy, C<sub>1-6</sub>alkyl amino, C<sub>1-6</sub>alkoxy,  
 C<sub>1-6</sub>alkylthio, and C<sub>1-6</sub>alkylcarbonyl.

20 5. A compound according to Claim 4 wherein  
 AA<sub>2</sub> is an amino acid of the formula AII



- 42 -

wherein R<sub>8</sub> is selected from the group consisting of

(a) hydrogen,

(b) substituted C<sub>1-6</sub> alkyl, wherein the substituent is selected from

(1) hydrogen,

(2) hydroxy,

(3) halo,

(4) -S-C<sub>1-4</sub> alkyl

(5) -SH

(6) C<sub>1-6</sub> alkylcarbonyl,

(7) carboxy,

O

(8) -CNH<sub>2</sub>,

(9) C<sub>1-4</sub> alkylamino, and C<sub>1-4</sub>

alkylamino wherein the alkyl

moeity is substituted whith an

hydroxy, and

(10) guanidino, and

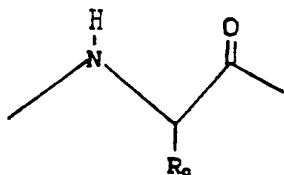
(c) aryl C<sub>1-6</sub> alkyl,

wherein aryl is defined as immediately above, and  
wherein the aryl may be mono and di-substituted, the  
substituents being each independently C<sub>1-6</sub>alkyl,  
halo, hydroxy, C<sub>1-6</sub>alkyl amino, C<sub>1-6</sub>alkoxy,  
C<sub>1-6</sub>alkylthio, and C<sub>1-6</sub>alkylcarbonyl; and

- 43 -

AA<sub>3</sub> is an amino acid of formula AIII

5



10

wherein R<sub>9</sub> is selected from the group consisting of

15

(a) hydrogen,

(b) substituted C<sub>1-6</sub> alkyl, wherein the substituent is selected from

(1) hydrogen,

(2) hydroxy,

(3) halo,

(4) -S-C<sub>1-4</sub> alkyl

(5) -SH

(6) C<sub>1-6</sub> alkylcarbonyl,

20

(7) carboxy,

O

(8) -C(=O)NH<sub>2</sub>,

(9) C<sub>1-4</sub> alkylamino, and C<sub>1-4</sub>

alkylamino wherein the alkyl

25

moiety is substituted with an hydroxy, and

(10) guanidino, and

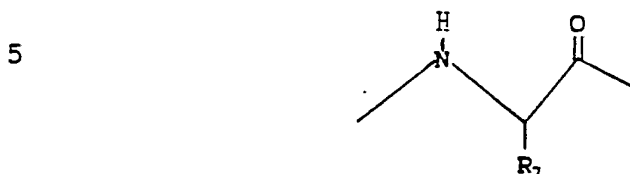
(c) aryl C<sub>1-6</sub> alkyl,

30

wherein aryl is defined as immediately above, and wherein the aryl may be mono and di-substituted, the substituents being each independently C<sub>1-6</sub>alkyl, halo, hydroxy, C<sub>1-6</sub>alkyl amino, C<sub>1-6</sub>alkoxy, C<sub>1-6</sub>alkylthio, and C<sub>1-6</sub>alkylcarbonyl.

- 44 -

6. A compound according to Claim 5 wherein AA<sub>1</sub> is a single bond or an amino acid of formula AI



10 wherein R<sub>7</sub> is aryl C<sub>1-6</sub> alkyl

wherein aryl is defined as

- 15
- (1) phenyl,
  - (2) naphthyl,
  - (3) pyridyl,
  - (4) furyl,
  - (5) thienyl,
  - (6) thiazolyl,
  - (7) isothiazolyl,
  - 20 (8) benzofuryl,
  - (9) benzothienyl,
  - (10) indolyl,
  - (11) isooxazolyl, and
  - 25 (12) oxazolyl,

and wherein the aryl may be mono and di-substituted, the substituents being each independently C<sub>1-6</sub>alkyl, halo, hydroxy, C<sub>1-6</sub>alkyl amino, C<sub>1-6</sub>alkoxy, C<sub>1-6</sub>alkylthio, and C<sub>1-6</sub>alkylcarbonyl.

30

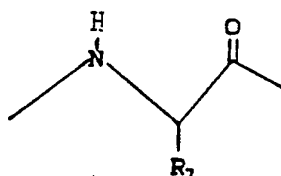
- 45 -

7. A compound according to Claim 6 wherein  
R<sub>1</sub> is C<sub>1-3</sub>alkyl or aryl C<sub>1-6</sub> alkyl wherein aryl is  
phenyl, naphthyl, thienyl, or benzothienyl;  
R<sub>8</sub> and R<sub>9</sub> are each individually

- 5
- (a) hydrogen,
  - (b) C<sub>1-6</sub>alkyl,
  - (c) mercapto C<sub>1-6</sub>alkyl,
  - (d) hydroxy C<sub>1-6</sub>alkyl,
  - (e) carboxy C<sub>1-6</sub>alkyl,
  - (g) aminocarbonyl C<sub>1-6</sub>alkyl,
  - 10 (h) mono - or di-C<sub>1-6</sub>alkyl amino C<sub>1-6</sub>alkyl,
  - (i) guanidino C<sub>1-6</sub>alkyl,
  - (j) amino-C<sub>1-6</sub>alkyl or N-substituted  
amino-C<sub>1-6</sub>alkyl wherein the substituent  
is carbobenzoxy, or
  - 15 (k) aryl C<sub>1-6</sub>alkyl, wherein the aryl group  
is selected from phenyl and indolyl,  
and the aryl group is substituted with  
hydrogen, hydroxy, C<sub>1-3</sub> alkyl.

20 8. A compound According to Claim 7 wherein:  
R<sub>1</sub> is methyl or phenyl C<sub>1-6</sub> alkyl or hydroxy-phenyl  
C<sub>1-6</sub> alkyl;  
AA1 is a single bond or an amino acid of formula AI

25



30

- 46 -

wherein R<sub>7</sub> is

- (a) C<sub>1-6</sub>alkyl;
- (b) substituted phenyl C<sub>1-3</sub>alkyl, wherein the substituent is hydrogen, hydroxy, carboxy, or C<sub>1-4</sub>alkyl; or
- (c) indolyl methyl;

5

R<sub>8</sub> is C<sub>1-6</sub>alkyl; and

R<sub>9</sub> is

- (a) hydrogen,
- (b) C<sub>1-6</sub>alkyl,
- (c) amino C<sub>1-4</sub>alkyl,
- (d) N-carbobenzoxy-amino-(n-butyl),
- (e) carbamylmethyl,
- (f) indol-2-yl-methyl, or
- (g) substituted phenyl C<sub>1-6</sub>alkyl, wherein the substituent is hydrogen, hydroxy, carboxy, or C<sub>1-4</sub>alkyl.

10

15

20

R<sub>9</sub> is

9. A compound according to Claim 8 wherein
- (a) hydrogen,
  - (b) C<sub>1-6</sub>alkyl,
  - (c) amino C<sub>1-4</sub>alkyl,
  - (d) N-carbobenzoxy-amino-(n-butyl),
  - (e) carbamylmethyl,
  - (f) indol-2-yl-methyl, or
  - (g) substituted phenyl C<sub>1-3</sub>alkyl, wherein the substituent is hydrogen or hydroxy.

25

30

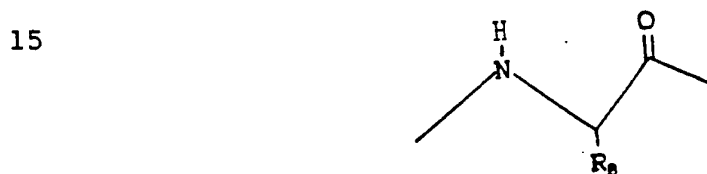


- 47 -

10. A compound according to Claim 9  
wherein R<sub>7</sub> is

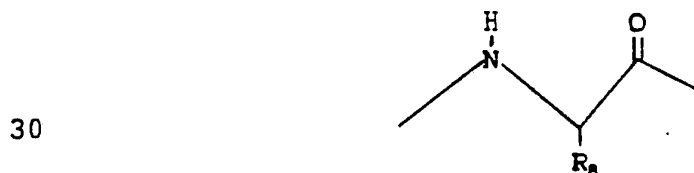
- (a) C<sub>1-6</sub>alkyl;  
(b) substituted phenyl C<sub>1-3</sub>alkyl, wherein  
the substituent is hydrogen or hydroxy; or  
5 (c) indolyl methyl.

11. A compound according to Claim 10 wherein  
R<sub>1</sub> is methyl or phenyl C<sub>1-6</sub> alkyl or hydroxy-phenyl  
C<sub>1-6</sub> alkyl;  
10 AA<sub>1</sub> is a single bond or tyrosinyl, homotyrosinyl,  
phenylalaninyl, homophenylalaninyl or tryptophanyl;  
AA<sub>2</sub> is



20 wherein R<sub>8</sub> is C<sub>1-4</sub> alkyl; and  
AA<sub>3</sub> is alaninyl, lysinyl or ε-CBZ-lysinyll.

12. A compound according to Claim 11 wherein  
R<sub>1</sub> is phenyl C<sub>1-6</sub> alkyl or hydroxy-phenyl C<sub>1-6</sub> alkyl;  
25 AA<sub>1</sub> is a single bond;  
AA<sub>2</sub> is

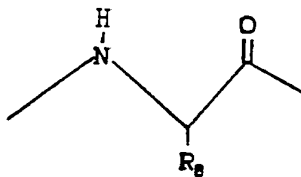


- 48 -

wherein  $R_8$  is  $C_{1-4}$  alkyl; and  
 AA3 is alaninyl, lysinyl or  $\epsilon$ -CBZ-lysinylyl.

13. A compound according to Claim 12  
 wherein  $R_1$  is phenyl ethyl or hydroxy-phenyl ethyl.

14. A compound according to Claim 13 wherein  
 $R_1$  is methyl;  
 AA<sub>1</sub> is tyrosinyl, homotyrosinyl, phenylalaninyl,  
 homophenylalaninyl or tryptophanyl;  
 AA2 is



wherein  $R_8$  is  $C_{1-4}$  alkyl; and  
 AA<sub>3</sub> is alaninyl, lysinyl or  $\epsilon$ -CBZ-lysinylyl.

15. A compound according to Claim 14 wherein  
 $R_1$  is methyl;  
 AA<sub>1</sub> is tyrosinyl;  
 AA<sub>2</sub> is valinyl, leucinyl or isoleucinyl; and  
 AA<sub>3</sub> is alaninyl, lysinyl or  $\epsilon$ -CBZ-lysinylyl.

16. A compound according to Claim 15 wherein  
 $R_1$  is methyl;  
 AA<sub>1</sub> is tyrosinyl;  
 AA<sub>2</sub> is valinyl;  
 AA<sub>3</sub> is alaninyl, lysinyl or  $\epsilon$ -CBZ-lysinylyl.

17. A compound selected from the group consisting of:

(a)N-(N-Acetyl-tyrosinyl-valinyl-lysiny1)-3-amino-5-diazo-4-oxopentanoic acid;

(b)N-(N-Acetyl-tyrosinyl-valinyl-ε-CBZ-lysiny1)-3-amino-5-diazo-4-oxopentanoic acid; and

(c)N-(N-Acetyl-tyrosinyl-valinyl-alaniny1)-3-amino-5-diazo-4-oxopentanoic acid.

18. A compound selected from the group consisting of:

(a)N-(N-Acetyl-phenylalaniny1-valinyl-lysiny1)-3-amino-5-diazo-4-oxopentanoic acid;

(b)N-(N-Acetyl-phenylalaniny1-valinyl-ε-CBZ-lysiny1)-3-amino-5-diazo-4-oxopentanoic acid; and

(c)N-(N-Acetyl-phenylalaniny1-valinyl-alaniny1)-3-amino-5-diazo-4-oxopentanoic acid.

19. A compound selected from the group consisting of:

(a)N-(3-phenylpropionyl-valinyl-lysiny1)-3-amino-3-amino-5-diazo-4-oxopentanoic acid;

(b)N-(3-phenylpropionyl-valinyl-ε-CBZ-lysiny1)-3-amino-5-diazo-4-oxopentanoic acid; and

(c)N-(3-phenylpropionyl-valinyl-alaniny1)-3-amino-5-diazo-4-oxopentanoic acid.

- 50 -

20. A compound selected from the group consisting of:

(a)N-(3-(4-hydroxyphenyl)-propionyl-valinyl-lysiny1)-3-amino-5-diazo-4-oxopentanoic acid;

5 (b)N-(3-(4-hydroxyphenyl)-propionyl-valinyl- $\epsilon$ -CBZ-lysiny1)-3-amino-5-diazo-4-oxopentanoic acid;  
and

(c)N-(3-(4-hydroxyphenyl)-valinyl-alaniny1)-3-amino-5-diazo-4-oxopentanoic acid.

10

21. A compound which is

N-(N-Acetyl-tyrosiny1-valinyl-alaniny1)-3-amino-5-diazo-4-oxopentanoic acid.

15

22. A compound according to Claim 10 wherein  $R_1$  is phenyl  $C_{1-6}$  alkyl, wherein the  $C_{1-6}$  alkyl is substituted and wherein the substituent is hydrogen,  $C_{1-3}$  alkyl,  $C_{1-3}$  alkoxy,  $C_{1-3}$  alkylcarbonyl,  $C_{1-3}$  alkylthio,  $C_{1-3}$  alkylamino, halo or hydroxy;

20

$AA_1$  is a single bond;

$AA_2$  is a single bond; and

25

30

$AA_3$  is alaniny1, lysiny1 or  $\epsilon$ -CBZ-lysiny1.

- 51 -

23. A compound according to Claim 22  
wherein R<sub>1</sub> is phenylmethyl, phenylethyl,  
phenylpropyl, phenylbutyl, phenylpentyl, or  
phenylhexyl wherein the methyl, ethyl, propyl, butyl,  
5 pentyl, or hexyl, is substituted as defined above.

24 A pharmaceutical composition for  
treatment interleukin-1 mediated disorders or  
diseases in a patient in need of such treatment  
10 comprising administration of an interleukin-1 $\beta$   
inhibitor according to Claim 1 as the active  
constituent.

25 A method of treatment of Interleukin-1  
mediated disorders or diseases in a patient in need  
15 of such treatment comprising:  
administration of an interleukin-1 $\beta$  inhibitor  
according to Claim 1 as the active constituent.

20

25

30

# INTERNATIONAL SEARCH REPORT

Int ernational application No.  
PCT/US93/00481

**A. CLASSIFICATION OF SUBJECT MATTER**

IPC(5) :A61K 37/00; C07C 229/00

US CL :514/18, 19; 530/330, 331; 562/571

According to International Patent Classification (IPC) or to both national classification and IPC

**B. FIELDS SEARCHED**

Minimum documentation searched (classification system followed by classification symbols)

U.S. : 514/18, 19; 530/330, 331; 562/571

Documentation searched other than minimum documentation to the extent that such documents are included in the fields searched

Electronic data base consulted during the international search (name of data base and, where practicable, search terms used)

CAS ONLINE, APS

**C. DOCUMENTS CONSIDERED TO BE RELEVANT**

Category*	Citation of document, with indication, where appropriate, of the relevant passages	Relevant to claim No.
Y	WO, A, 91/15577 (Black et al.) 17 October 1991, See entire reference.	1-25
A	Journal Of Biological Chemistry, Volume 265, No. 24, Issued 25 August 1990, Sleath et al., "Substrate Specificity Of The Protease That Processes Human Interleukin-1B", Pages 14526-14528.	1-25

Further documents are listed in the continuation of Box C.  See patent family annex.

<p>* Special categories of cited documents:</p> <p>"A" document defining the general state of the art which is not considered to be part of particular relevance</p> <p>"E" earlier document published on or after the international filing date</p> <p>"L" document which may throw doubts on priority claim(s) or which is cited to establish the publication date of another citation or other special reason (as specified)</p> <p>"O" document referring to an oral disclosure, use, exhibition or other means</p> <p>"P" document published prior to the international filing date but later than the priority date claimed</p>	<p>"T" later document published after the international filing date or priority date and not in conflict with the application but cited to understand the principle or theory underlying the invention</p> <p>"X" document of particular relevance; the claimed invention cannot be considered novel or cannot be considered to involve an inventive step when the document is taken alone</p> <p>"Y" document of particular relevance; the claimed invention cannot be considered to involve an inventive step when the document is combined with one or more other such documents, such combination being obvious to a person skilled in the art</p> <p>"&amp;" document member of the same patent family</p>
---	---

Date of the actual completion of the international search

10 March 1993

Date of mailing of the international search report

02 APR 1993

Name and mailing address of the ISA/US  
Commissioner of Patents and Trademarks  
Box PCT  
Washington, D.C. 20231

Authorized officer

BENNETT CELSA



Facsimile No. NOT APPLICABLE

Telephone No. (703) 308-0196