



US00D445067S

(12) **United States Design Patent** (10) **Patent No.:** **US D445,067 S**  
**Musso, Jr. et al.** (45) **Date of Patent:** **\*\* Jul. 17, 2001**

- (54) **DUMP TRUCK BODY**
- (75) Inventors: **Charles S. Musso, Jr.**, Hammondsport;  
**Tom Musso**, Bath, both of NY (US)
- (73) Assignee: **Air-Flo Manufacturing Company, Inc.**, Prattsburg, NY (US)
- (\*\*) Term: **14 Years**

5,618,002 4/1997 Cervelli et al. .  
5,927,617 7/1999 Musso, Jr. et al. .  
\* cited by examiner  
*Primary Examiner*—Stacia Cadmus  
(74) *Attorney, Agent, or Firm*—Nixon Peabody LLP

(57) **CLAIM**

The ornamental design for a dump truck body, as shown and described.

- (21) Appl. No.: **29/121,776**
- (22) Filed: **Apr. 13, 2000**
- (51) **LOC (7) Cl.** ..... **12-08**
- (52) **U.S. Cl.** ..... **D12/15**
- (58) **Field of Search** ..... D12/14, 15, 93,  
D12/97-98, 196, 221; 414/476, 477-480;  
298/11, 23, 30-35; 296/56, 57.1, 39.1-39.3,  
164, 167

**DESCRIPTION**

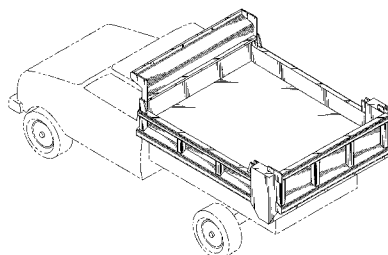
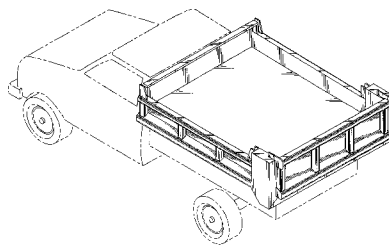
FIG. 1 is a perspective view of a first embodiment of a dump truck body of our design;  
FIG. 2 is a top view of the first embodiment of the dump truck;  
FIG. 3 is a right side view of the first embodiment of the dump truck body, the left side being a mirror image thereof;  
FIG. 4 is a back view of the first embodiment of the dump truck body;  
FIG. 5 is a front view of the first embodiment of the dump truck body;  
FIG. 6 is a bottom view of the first embodiment of the dump truck body;  
FIG. 7 is a perspective view of a second embodiment of a dump truck body of our design;  
FIG. 8 is a top view of the second embodiment of the dump truck body;  
FIG. 9 is a right side view of the second embodiment of the dump truck body, the left side being a mirror image thereof;  
FIG. 10 is a back view of the second embodiment of the dump truck body;  
FIG. 11 is a front view of the second embodiment of the dump truck body; and,  
FIG. 12 is a bottom view of the second embodiment of the dump truck body.  
The broken line showing of environment is for illustrative purposes only and forms no part of the claimed design.

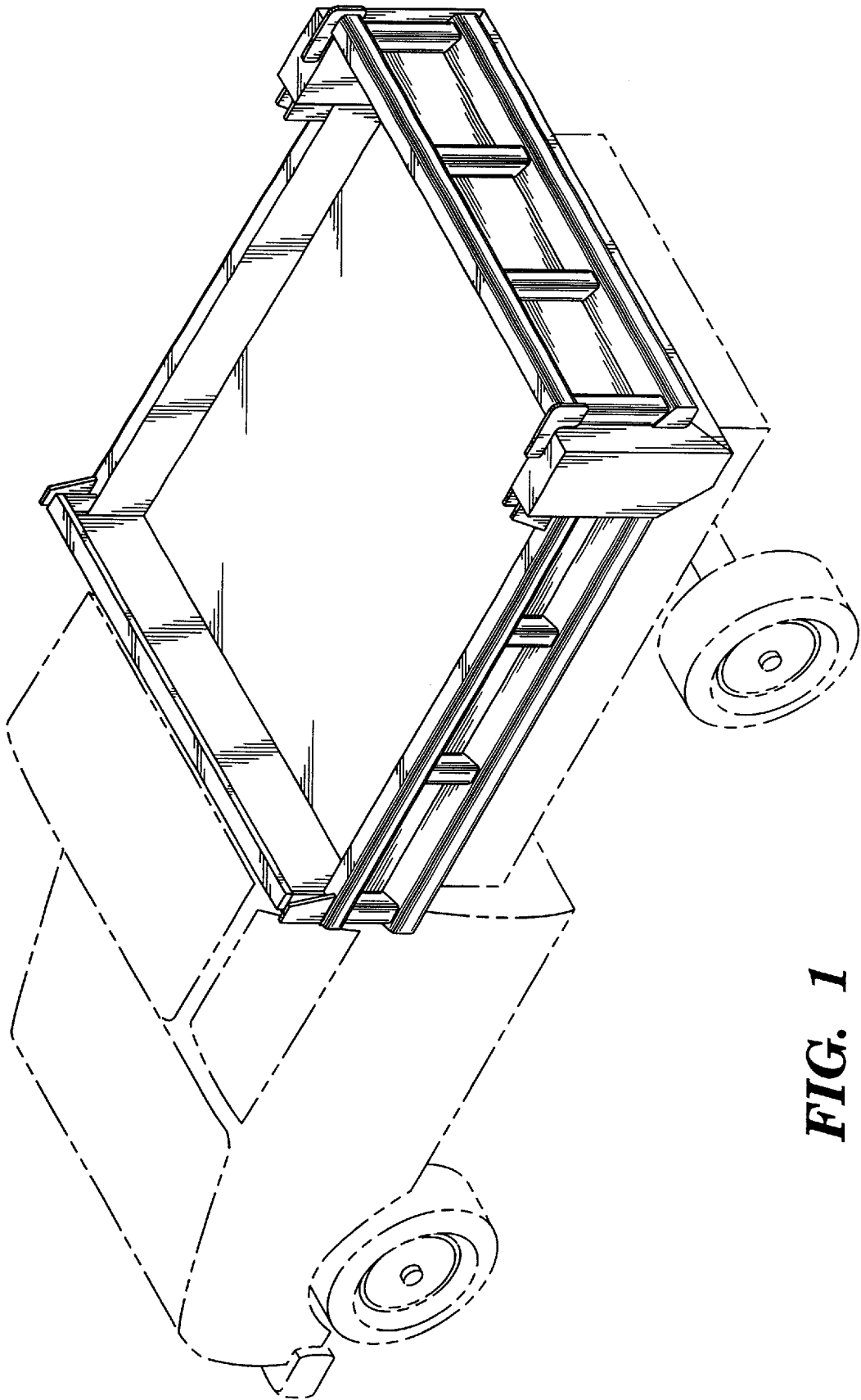
(56) **References Cited**

**U.S. PATENT DOCUMENTS**


D. 104,441	*	5/1937	Cohen	.....	D12/15
D. 309,816	*	8/1990	Morrow, Sr.	.....	D12/15
D. 335,267	*	5/1993	Upshaw	.....	D12/98
D. 368,887	*	4/1996	Upshaw	.....	D12/221
D. 386,128	*	11/1997	Gerding	.....	D12/15 X
D. 429,662	*	8/2000	Smith et al.	.....	D12/15 X
D. 429,676	*	8/2000	Smith et al.	.....	D12/15 X
D. 431,498	*	10/2000	Smith et al.	.....	D12/15 X
3,947,065		3/1976	Geiger .		
4,266,731		5/1981	Musso, Jr. .		
4,288,119		9/1981	Geiger .		
4,886,214		12/1989	Musso, Jr. et al. .		
5,310,119		5/1994	Musso, Jr. et al. .		
5,397,172		3/1995	Musso, Jr. et al. .		
5,400,974		3/1995	Musso, Jr. et al. .		
5,437,499		8/1995	Musso .		

**1 Claim, 10 Drawing Sheets**

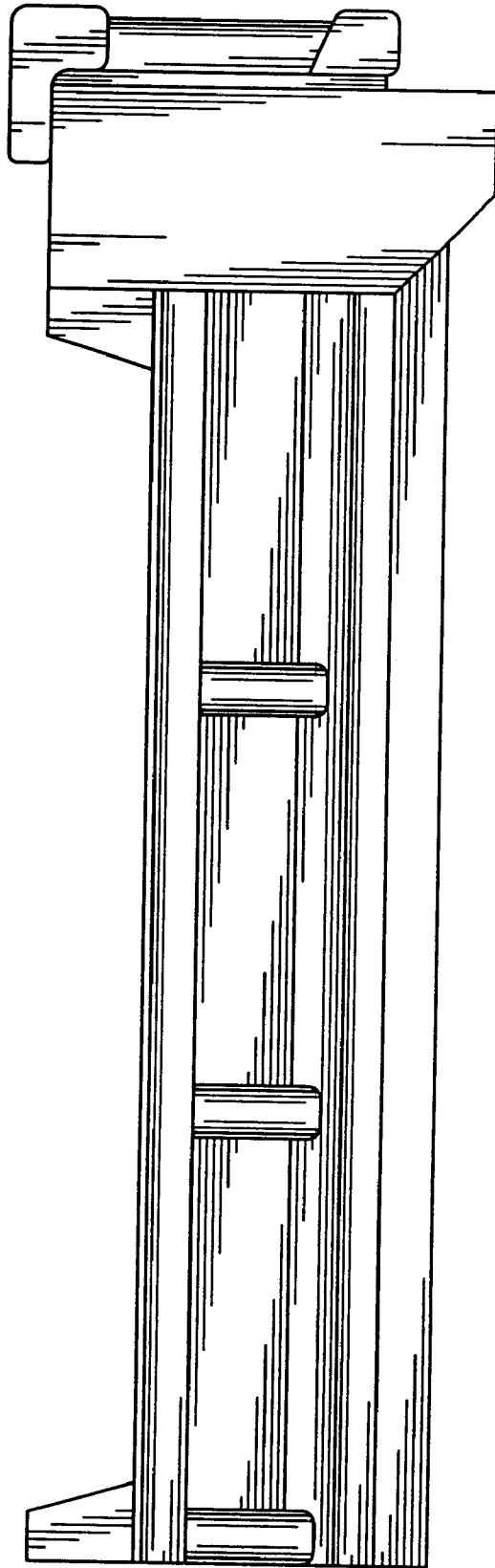




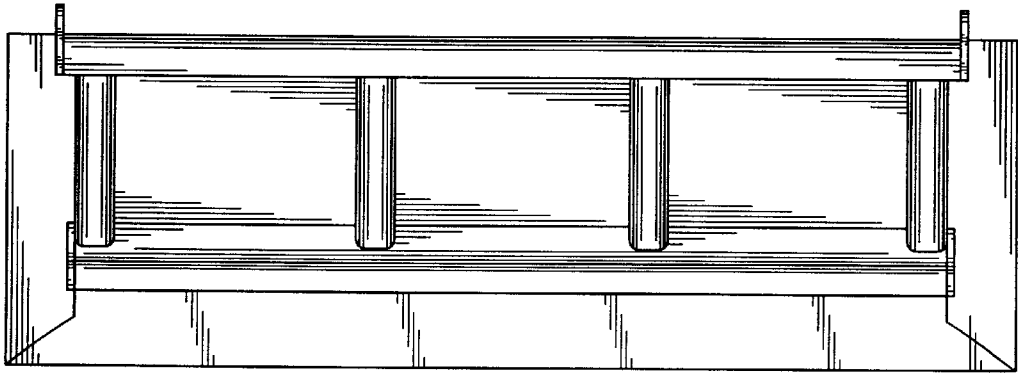
**FIG. 1**




**FIG. 2**



**FIG. 3**




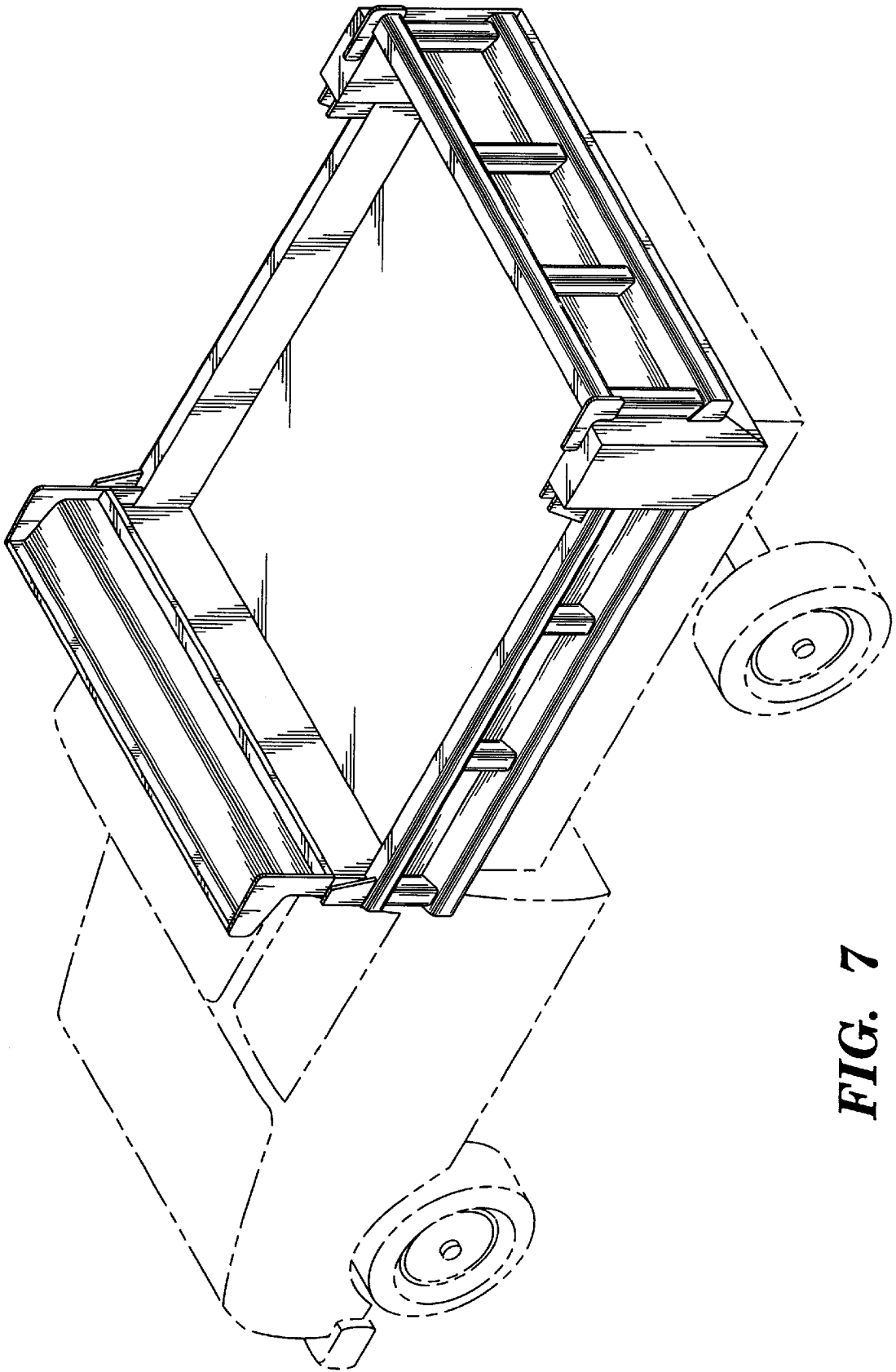
**FIG. 4**



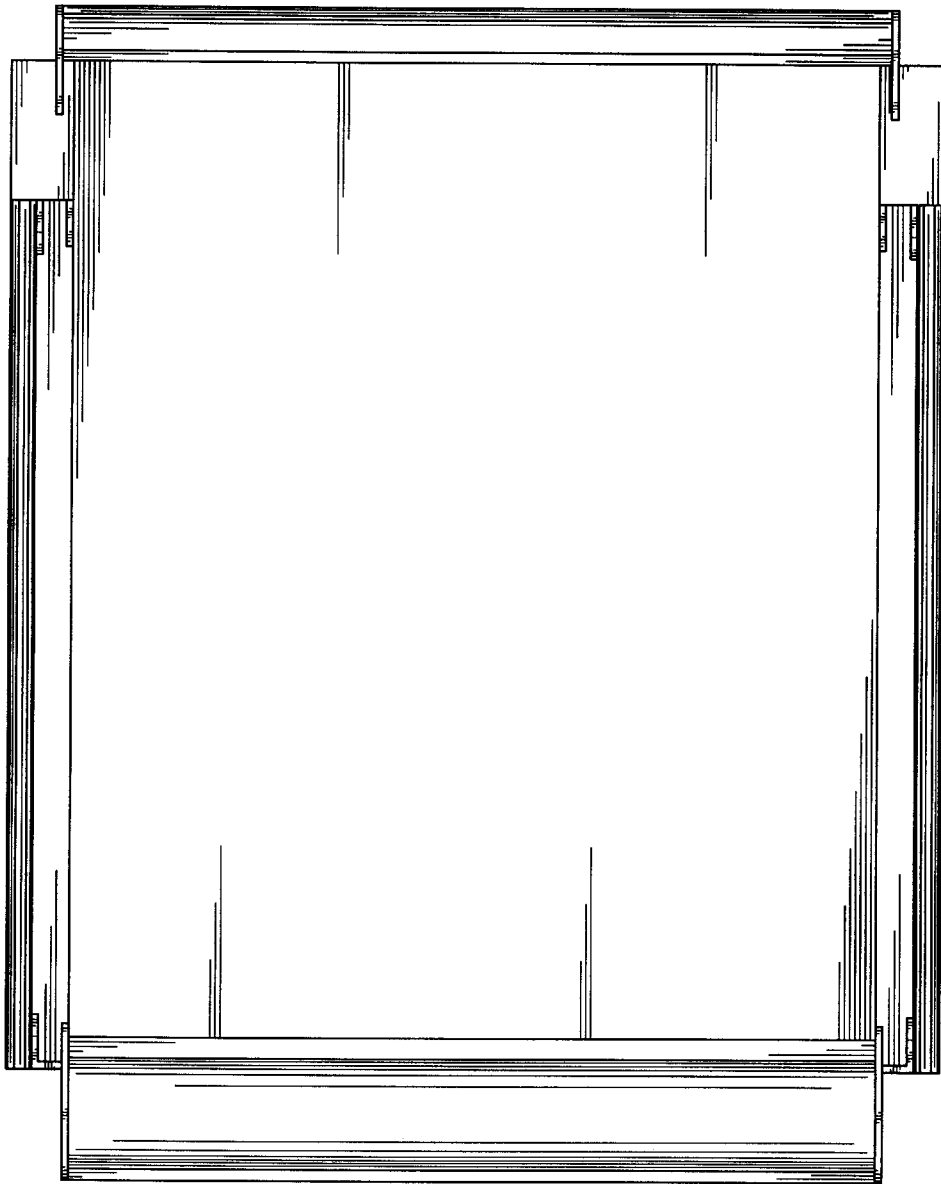
**FIG. 5**

**FIG. 6**



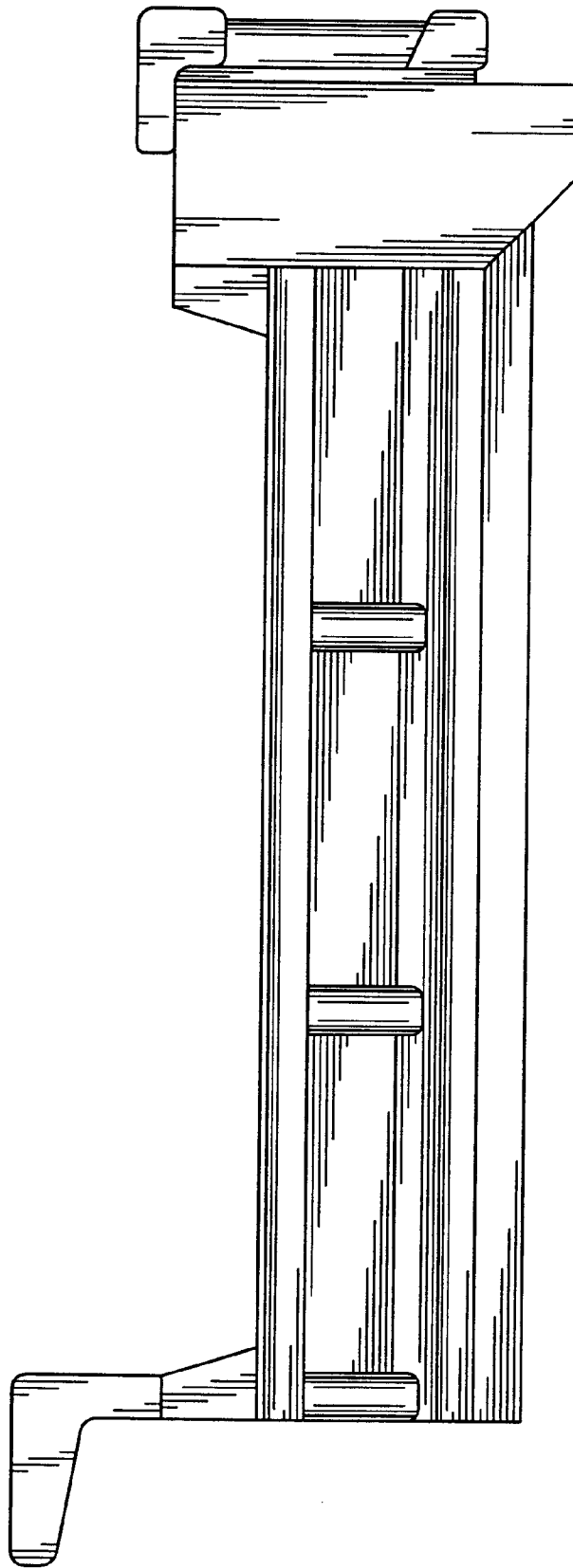


**FIG. 7**

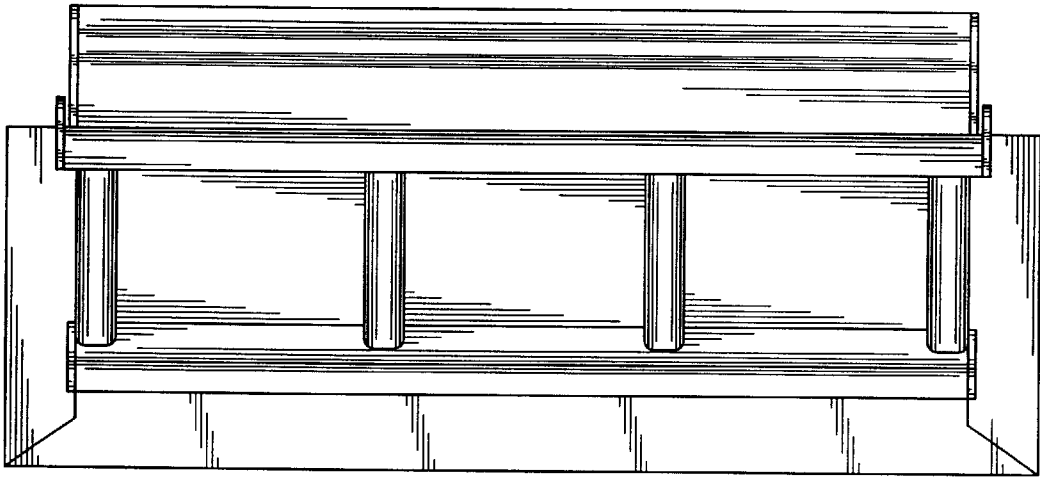


*FIG. 8*

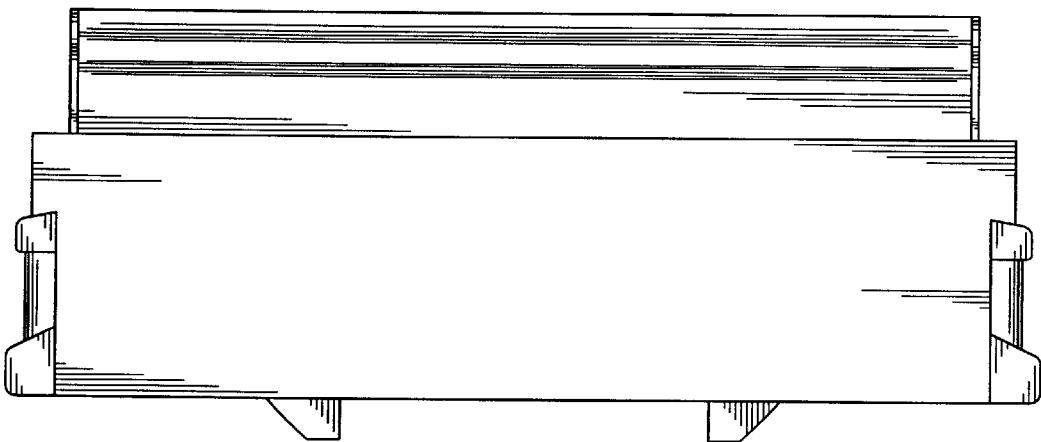




**FIG. 9**



**FIG. 10**



**FIG. 11**

**FIG. 12**

