



US00D349739S

United States Patent [19]

[11] Patent Number: **Des. 349,739**

Kahl, Jr.

[45] Date of Patent: **** Aug. 16, 1994**

[54] **GOLF BALL RETRIEVER**
 [75] Inventor: **John T. Kahl, Jr.**, Baltimore, Md.
 [73] Assignee: **Down Under, L.C.**, Towson, Md.
 [**] Term: **14 Years**
 [21] Appl. No.: **155**
 [22] Filed: **Oct. 2, 1992**
 [52] U.S. Cl. **D21/206**
 [58] Field of Search **273/162.E, 32.F;**
 294/19.2; D21/206

4,515,402 5/1985 Sedan .
 4,659,125 4/1987 Chuan .
 4,787,632 11/1988 Nigrelli et al. .

FOREIGN PATENT DOCUMENTS

835247 2/1970 Canada .
 178357 4/1922 United Kingdom .
 216731 6/1924 United Kingdom .
 2074926 11/1981 United Kingdom .

Primary Examiner—Melvin B. Feifer
Attorney, Agent, or Firm—Fitzpatrick, Cella Haper & Scinto

[56] **References Cited**
U.S. PATENT DOCUMENTS

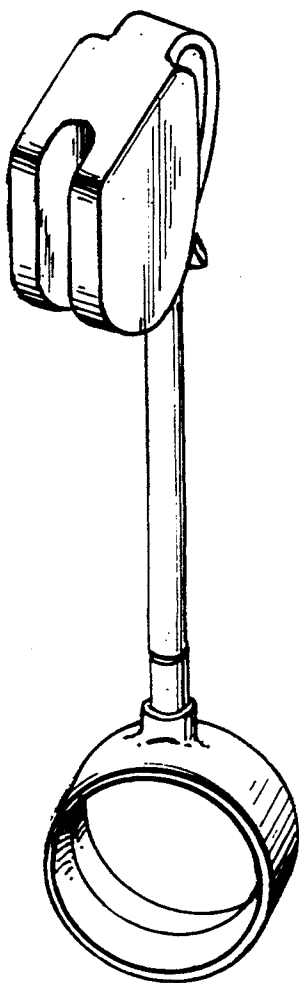
2,561,815 7/1951 Oberg .
 2,802,687 8/1957 DuChene .
 3,052,226 9/1962 Woll 294/19.2
 3,210,111 10/1965 Fallon .
 3,224,781 12/1965 Hutchison .
 3,442,544 5/1969 Faber .
 3,632,112 1/1972 Jacobs .
 3,749,407 7/1973 Prochnow .
 4,073,529 2/1978 Ostrin 294/19.2

[57] CLAIM

The ornamental design for a golf ball retriever, as shown and described.

DESCRIPTION

FIG. 1 is a front perspective view of the golf ball retriever of my new design, in a retracted position; FIG. 2 is a rear perspective view of the golf ball retriever of my new design, in an extended position; and, FIG. 3 is a bottom plan view of the golf ball retriever of my new design.



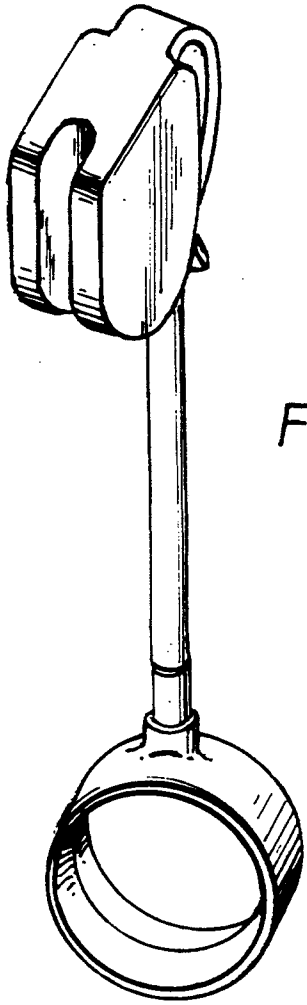


FIG. 1




FIG. 2




FIG. 3

