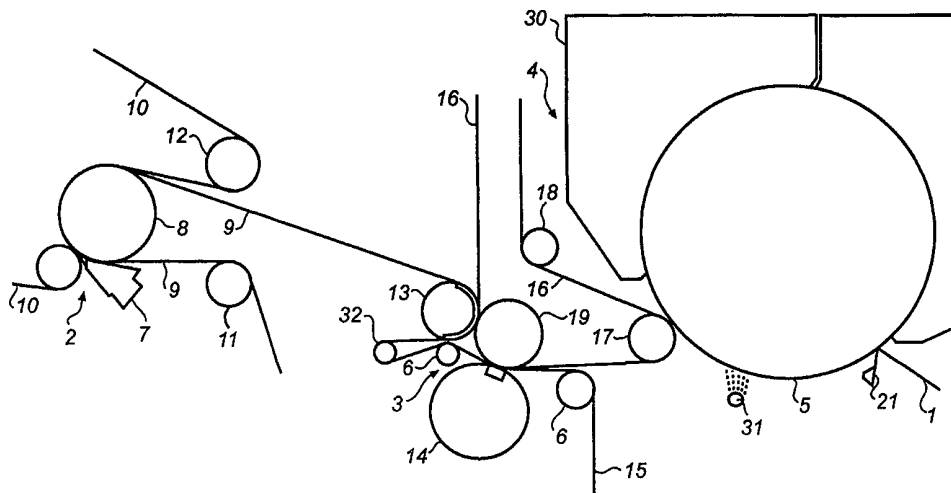


INTERNATIONAL APPLICATION PUBLISHED UNDER THE PATENT COOPERATION TREATY (PCT)

(51) International Patent Classification ⁶ : D21F 3/00, 7/00	A1	(11) International Publication Number: WO 99/49130 (43) International Publication Date: 30 September 1999 (30.09.99)
<p>(21) International Application Number: PCT/SE99/00434</p> <p>(22) International Filing Date: 19 March 1999 (19.03.99)</p> <p>(30) Priority Data: 9800946-7 20 March 1998 (20.03.98) SE</p> <p>(71) Applicant (for all designated States except US): ALBANY NORDISKAFILT AB [SE/SE]; Kristinebergsvägen, S-302 41 Halmstad (SE).</p> <p>(72) Inventors; and (75) Inventors/Applicants (for US only): NILSSON, Göran [SE/SE]; Brunngatan 3, S-313 30 Oskarström (SE). ÅBERG, Bo-Christer [SE/SE]; Karl Ifvarssons gata 9, S-302 47 Halmstad (SE).</p> <p>(74) Agent: AWAPATENT AB; P.O. Box 5117, S-200 71 Malmö (SE).</p>	<p>(81) Designated States: AL, AM, AT, AT (Utility model), AU, AZ, BA, BB, BG, BR, BY, CA, CH, CN, CU, CZ, CZ (Utility model), DE, DE (Utility model), DK, DK (Utility model), EE, EE (Utility model), ES, FI, FI (Utility model), GB, GD, GE, GH, GM, HR, HU, ID, IL, IN, IS, JP, KE, KG, KP, KR, KZ, LC, LK, LR, LS, LT, LU, LV, MD, MG, MK, MN, MW, MX, NO, NZ, PL, PT, RO, RU, SD, SE, SG, SI, SK, SK (Utility model), SL, TJ, TM, TR, TT, UA, UG, US, UZ, VN, YU, ZA, ZW, ARIPO patent (GH, GM, KE, LS, MW, SD, SL, SZ, UG, ZW), Eurasian patent (AM, AZ, BY, KG, KZ, MD, RU, TJ, TM), European patent (AT, BE, CH, CY, DE, DK, ES, FI, FR, GB, GR, IE, IT, LU, MC, NL, PT, SE), OAPI patent (BF, BJ, CF, CG, CI, CM, GA, GN, GW, ML, MR, NE, SN, TD, TG).</p> <p>Published With international search report. Before the expiration of the time limit for amending the claims and to be republished in the event of the receipt of amendments. In English translation (filed in Swedish).</p>	

(54) Title: USE OF A TRANSFER BELT FOR A SOFT TISSUE PAPER MACHINE



(57) Abstract

Use of an essentially impermeable transfer belt (16) for a soft tissue paper machine for conducting a soft tissue web (1) through a shoe press nip in the press section of the paper machine, and from the shoe press nip to a Yankee cylinder (5) in the dryer section of the paper machine in a closed draw. The Yankee cylinder forms, together with a transfer means (17), a transfer nip for transferring the soft tissue web from the transfer belt to the Yankee cylinder. The transfer belt comprises a carrier and an elastically compressible polymer layer on its side facing the web, the polymer layer having a hardness between 50 and 97 Shore A and having a web-contacting surface which has a pressure-sensitive, resettable degree of roughness, the web-contacting surface having a degree of roughness in a non-compressed state of $R_z = 2-80 \mu\text{m}$, measured according to ISO 4287, Part I, and a lower degree of roughness of $R_z = 0-20 \mu\text{m}$ when the polymer layer is compressed by a linear load of 20-220 kN/m applied to the essentially impermeable transfer belt as measured in a non-extended press nip.

FOR THE PURPOSES OF INFORMATION ONLY

Codes used to identify States party to the PCT on the front pages of pamphlets publishing international applications under the PCT.

AL	Albania	ES	Spain	LS	Lesotho	SI	Slovenia
AM	Armenia	FI	Finland	LT	Lithuania	SK	Slovakia
AT	Austria	FR	France	LU	Luxembourg	SN	Senegal
AU	Australia	GA	Gabon	LV	Latvia	SZ	Swaziland
AZ	Azerbaijan	GB	United Kingdom	MC	Monaco	TD	Chad
BA	Bosnia and Herzegovina	GE	Georgia	MD	Republic of Moldova	TG	Togo
BB	Barbados	GH	Ghana	MG	Madagascar	TJ	Tajikistan
BE	Belgium	GN	Guinea	MK	The former Yugoslav Republic of Macedonia	TM	Turkmenistan
BF	Burkina Faso	GR	Greece			TR	Turkey
BG	Bulgaria	HU	Hungary	ML	Mali	TT	Trinidad and Tobago
BJ	Benin	IE	Ireland	MN	Mongolia	UA	Ukraine
BR	Brazil	IL	Israel	MR	Mauritania	UG	Uganda
BY	Belarus	IS	Iceland	MW	Malawi	US	United States of America
CA	Canada	IT	Italy	MX	Mexico	UZ	Uzbekistan
CF	Central African Republic	JP	Japan	NE	Niger	VN	Viet Nam
CG	Congo	KE	Kenya	NL	Netherlands	YU	Yugoslavia
CH	Switzerland	KG	Kyrgyzstan	NO	Norway	ZW	Zimbabwe
CI	Côte d'Ivoire	KP	Democratic People's Republic of Korea	NZ	New Zealand		
CM	Cameroon			PL	Poland		
CN	China	KR	Republic of Korea	PT	Portugal		
CU	Cuba	KZ	Kazakistan	RO	Romania		
CZ	Czech Republic	LC	Saint Lucia	RU	Russian Federation		
DE	Germany	LI	Liechtenstein	SD	Sudan		
DK	Denmark	LK	Sri Lanka	SE	Sweden		
EE	Estonia	LR	Liberia	SG	Singapore		

USE OF A TRANSFER BELT FOR A SOFT TISSUE PAPER MACHINE

The present invention relates to the use of a transfer belt for a soft tissue paper machine.

DE-195 48 747 discloses a paper machine for making creped tissue, which has a press comprising a shoe press roll, a counter roll and a suction roll, the counter roll forming a first press nip with the suction roll and a second extended press nip with the shoe press roll. A felt runs through the two press nips together with the paper web and then brings along the paper web to a Yankee cylinder, to which the paper web is transferred when the felt and the paper web pass round a transfer roll, which forms a non-compressing nip with the Yankee cylinder. Suction zones for dewatering the felt are available before and after the first press nip, the suction zone before the press nip being located inside the suction roll while the suction zone after the press nip is located in a side loop, in which the felt runs alone to meet again the paper web at the entry of the second press nip. Such a paper machine is inconvenient since the paper web is rewet by the wet felt before it reaches the Yankee cylinder.

US-A-5,393,384 discloses a paper machine for producing a tissue web, which in the embodiment according to Fig. 6 comprises a non-compressible, water-impermeable belt, the underside of which conducts a paper web through a shoe press nip and from there to a Yankee cylinder, via a transfer roll which forms a nip with the Yankee cylinder. This impermeable belt has a smooth web-carrying surface which makes an adhesive water film form thereon as the belt passes through the press nip together with a press felt which has a non-smooth surface in contact with the paper web. As is known, a Yankee cylinder has a smooth surface. Since both the Yankee cylinder and the impermeable belt have smooth surfaces which the paper

web is intended to contact, there is a risk that the paper web continues to adhere to the smooth surface of the impermeable belt after having passed the nip adjacent to the Yankee cylinder instead of being transferred, as
5 desired, to the smooth surface of the dryer cylinder. Not even if large amounts of adhesive are applied to the circumferential surface of the dryer cylinder will it be possible to ensure that the paper web adheres to the Yankee cylinder.

10 The invention starts from the technique described above and its object is to provide a transfer belt, by means of which the soft tissue web can be transferred to a Yankee cylinder in a reliable or more reliable manner.

US-5,298,124 produces an excellent presentation of
15 the tasks which a transfer belt in corporation with a press felt should perform in a satisfactory manner, as well as the properties and construction of such transfer belts which were then disclosed in Patent Publications US-A-4,483,745; 4,976,821; 4,500,588; 5,002,638;
20 4,529,643 and CA-A-1,188,556.

The critical tasks, according to US-A-5,298,124, of a transfer belt intended for cooperation with a press fabric comprise a) removing the paper web from the press fabric without causing instability problems; b) cooperat-
25 ing with the press fabric in one or more nips to ensure optimal dewatering and a high quality of the paper web; and c) transferring the paper web in a closed draw from a press in the press section to a paper-receiving wire or belt in the subsequent press (presses) in the press sec-
30 tion, or to a pick-up wire in the dryer section.

US-A-5,298,124 suggests a transfer belt for the press section in a paper machine having a specific design, and such a transfer belt is shown and describ-
ed for operation in three paper machines with different
35 press sections, which all comprise a shoe press nip, the belt transferring the paper web from the press section

to a dryer fabric which brings the transferred web to a dryer cylinder.

The transfer belt disclosed in US-5,298,124 for the press section of a paper machine has a web-contacting surface which is essentially impermeable to water and air and which has a pressure-responsive microscale topography. Under the action of the pressure in a press nip of the press section, the transfer belt is compressed such that the microscale roughness of said surface decreases, making the surface much smoother and allowing a thin, continuous film of water to be built up between the paper web and said surface. The thin, continuous film of water provides much stronger adhesive forces between the paper web and the transfer belt than between the paper web and the press fabric, so that the paper web may reliably follow the transfer belt as the paper web leaves the press nip. In this connection, the transfer belt expands in the direction of thickness and approaches its non-compressed state such that the film of liquid on said web-contacting surface breaks up.

According to the invention, it has surprisingly been found that a belt of the type according to US-A-5,298,124 is well suited also for the transfer of a soft tissue web in a closed draw from a shoe press nip in the press section to a Yankee cylinder in the dryer section of a soft tissue paper machine. As is known, a shoe press nip results in a great degree of dewatering.

The essentially impermeable and elastically compressible transfer belt according to the invention thus consists of an endless carrier, alternatively comprising a joinable seam, with a polymer coating on its web-contacting surface having a hardness of 50-97 Shore A, the polymer coating having a non-compressed degree of roughness of $R_z = 2-80 \mu\text{m}$, measured according to ISO 4287, Part I, and is compressible to a lower degree of roughness of $R_z = 0-20 \mu\text{m}$ when a linear load of 20-200 kN/m is applied to the essentially impermeable belt and is

capable of being reset to its non-compressed degree of roughness when the pressure acting on the essentially impermeable belt ceases. The R_z value is the ten point height that in said ISO standard is defined as the average distance between the five highest crests and the five deepest troughs of the reference length measured from a line which is parallel to the centre line and does not intersect the surface profile. Preferably the essentially impermeable transfer belt has an air permeability of less than $6 \text{ m}^3/\text{m}^2/\text{min}$ measured according to "Standard Test Method for Air Permeability of Textile Fabrics, ASTM D 737-75, American Society of Testing and Materials".

It is surprising that such a transfer belt, which according to US-A-5,298,124 is intended for pressing in a press section and usable for transfer of a paper web from the press section to a dryer fabric, is usable in a very advantageous manner to transfer a soft tissue web from a shoe press nip directly to a Yankee cylinder. In a Yankee cylinder, the conditions are, in fact and as is known, quite different from those in a press nip. In a Yankee cylinder, there is no pressing of the soft tissue web for direct dewatering, but it is instead a matter of supporting the soft tissue web against the outer surface of the Yankee cylinder, such that the fibres of the soft tissue web adhere to the surface of the Yankee cylinder in order to get stuck by burning, thereby obtaining good thermal transmission to the paper web. Precisely this effect is achieved by the inventive transfer belt, which cannot be achieved by a press felt according to DE 195 48 747 owing to the above-mentioned rewetting of the paper web after the last press nip in the press section, which prevents good adhesion, and cannot be achieved or is achieved to a substantially smaller extent by a transfer belt according to US-5,393,384, for the reason described above. The compressibility of the inventive transfer belt results in a lower specific pressure in the adhesion point, which in turn entails increased runnability, i.e. a higher pro-

duction rate. Moreover, this property causes an increased evaporation of water from the soft tissue web, i.e. quicker drying of the soft tissue web on the Yankee cylinder, which also contributes to a higher efficiency of the process. The increased efficiency can be used either as a higher machine speed or as a reduced consumption of energy while retaining the production volume.

The invention will now be described in more detail with reference to the accompanying drawings, in which

10 Fig. 1 shows a paper machine with a transfer belt according to the invention,

Fig. 2 shows another paper machine with a transfer belt according to the invention,

15 Fig. 3 shows one more paper machine with a transfer belt according to the invention, and

Fig. 4 shows a further paper machine with a transfer belt according to the invention.

Figs 1-4 are schematic views of parts of paper machines for making a fibrous web 1 of soft tissue paper, such as sanitary paper products. Each of the paper machines comprises a wet section 2, a press section 3 and a dryer section 4.

25 The wet section 2 comprises a head box 7, a forming roll 8, an endless, carrying inner clothing 9 and an endless, covering outer clothing 10, which consists of a forming fabric. The inner and outer clothings 9, 10 each run in a loop round a plurality of guide rolls 11, 12.

30 The dryer section 4 comprises a Yankee type dryer cylinder 5 which is covered with a hood 30. At the exit side of the dryer section there is a crepe doctor 21 which is adapted to crepe off the fibrous web 1 from the Yankee cylinder 5. Moreover there is an application means 31 for applying a suitable adhesive to the circumferential surface of the Yankee cylinder 5 just before the transfer nip.

35 The press section 3 comprises a shoe press having a shoe press roll 14 and a counter roll 19, said rolls 14,

19 forming an extended press nip with each other. Moreover the press section comprises an endless press fabric 15 which runs in a loop round the guide rolls 6, and an endless, essentially impermeable transfer belt 16. The
5 essentially impermeable belt 16 runs in a loop round the counter roll 19, a transfer roll 17 and a plurality of guide rolls 18.

The transfer roll 17 forms with the Yankee cylinder 5 a transfer nip with a low linear load, through which
10 transfer nip thus runs the essentially impermeable belt 16.

In the embodiments shown in Figs 1 and 2, the press section 3 also comprises a press, the rolls of which consist of a suction press roll 13 and said counter roll 19
15 to form a press nip, through which the essentially impermeable belt 16 and the press fabric 16 run together with the fibrous web 1. After this initial press nip, the press fabric 15 is conducted away from the fibrous web 1 and the essentially permeable belt 16 in a side loop
20 round the suction press roll 13 and two guide rolls 32. The press fabric 15 then again unites with the fibrous web 1 and the essentially impermeable belt 16 just before the extended press nip. If desired, suction means can be arranged in this side loop of the press fabric 15 in
25 order to increase the water-absorbing capacity of the press fabric at the entry of the extended press nip.

In the embodiments shown in Figs 1 and 3, the inner clothing 9 of the wet section 2 is a fabric which is conducted to the press section 3 to be used also as a press
30 fabric 15, and which thus in a loop runs back to the forming roll 8.

In the embodiment shown in Fig. 2, the inner clothing 9 of the wet section 2 is a fabric, the press fabric 15 running round a pick-up roll 20 which is arranged
35 close to the loop of the fabric 9, such that the press fabric 15 and the fabric 9 run in contact with each other to transfer the fibrous web from the fabric 9 to the

press fabric 15. The pick-up roll 20 can be provided with a suction shoe (not shown). Alternatively, the pick-up roll with suction shoe can be replaced by a pick-up suction box.

5 Fig. 4 is a schematic view of parts of a paper machine according to a further embodiment of the invention, which is similar to the one shown in Fig. 1 except that the press fabric 15 in this case is not conducted in a side loop between the two press nips, but instead follows the counter roll 19, such that the fibrous web 1 is
10 kept enclosed between the essentially impermeable belt 16 and the press fabric 15. This embodiment can be used when there is a small risk of rewetting of the fibrous web.

15 In the embodiments according to Figs 1-4, the counter roll 19 is a smooth roll and is arranged in the loop of the essentially impermeable belt 16. In an alternative embodiment (not shown) of the press section according to Fig. 3, the positions of the rolls 14, 19 are inversed,
20 i.e. the shoe press roll 14 is arranged in the loop of the essentially impermeable belt 16 and the counter roll 19 in the loop of the press fabric 15. In such a configuration, the counter roll can be a suction roll, a grooved roll or a blind bore roll.

25 The polymer coating of the essentially impermeable transfer belt can, as stated in US-5,298,124, advantageously comprise a polymer composition, such as acryl polymer resin, polyurethane polymer resin and polyurethane/polycarbonate polymer resin composition. The polymer coating can also comprise a particulate filler, which
30 has a hardness different from that of the polymer material and which can be, for instance, kaolin clay, polymer material or metal, preferably stainless steel.

It is possible to produce the inventive transfer
35 belt in the way which is also disclosed in US-5,298,124.

By using the above components, the belt is provided with a surface layer which is elastically compressible.

After the actual surface treatment in the production process, a surface is obtained, which results in a controlled topography. The compressibility and topography of the surface layer are not affected to any considerable extent
5 by the possible wear that may arise in operation.

The tight polymer surface is easy to keep clean and withstands cleaning by means of a doctor blade directly on the belt surface. For the belt not to age in the edge portions running against the Yankee cylinder outside the paper web, this must be taken into consideration when
10 selecting materials, and the combinations should be selected which have optimal temperature stability. Otherwise, it is necessary to introduce edge cooling, for instance, by spraying water on the edge just before or
15 after passing the Yankee cylinder.

The carrier of the transfer belt is endless and comprises all types of base elements that are in some way made endless. The expression comprises specifically also an openable seamed base element, which is made endless
20 only when being installed in the paper machine by means of a suitable seam. The carrier may consist of, for instance, a multilayered woven fabric made of polymer monofilament yarn such as polyester, polyamide and the like. The base element can also consist of a fibrous web
25 (nonwoven) kept together by a binder, joined wound threads, polymer foil/film, warp knit or the like.

The carrier must be dimensionally stable both in the machine direction and in the cross-direction, thereby contributing to the stability of the belt when subjected
30 to mechanical stress in these directions.

If the carrier is desired to be completely enclosed in the polymer coating, it can either be applied to one side with complete bleeding-through to the rear side or be applied first to one side and then to the other.

35 There may be other configurations in which especially thin belts are desired, and it may then be suitable to apply the coating from one side only, in which

case the bleeding-through is limited. It is then essential that the non-coated surface of the base element is resistant to wear and easy to keep clean.

A paper machine with a transfer belt according to
5 the invention and whose press nip/press nips is/are
single-felted, produces a fibrous web which before the
Yankee cylinder has a high dry solids content, i.e. up to
55%, which is to be compared with the dry solids contents
of up to 45% which are achieved in paper machines that
10 are currently used in practice. This improvement can be
used either to operate the paper machine with a higher
production rate as mentioned above, or to reduce the con-
sumption of energy in the dryer section, in which case
there is also a possibility of reducing the diameter of
15 the Yankee cylinder.

In the embodiments described and shown above, a
guide roll can, if desired, be arranged in the loop
of the essentially impermeable belt 16 just before the
transfer roll 17.

20 In the embodiments described and shown above, use
is made of a transfer means which consists of the trans-
fer roll 17. According to an alternative embodiment (not
shown), the transfer roll is replaced by the essentially
impermeable belt itself, which is allowed to run round
25 a predetermined part of the Yankee cylinder, for instance
in a sector angle of 30-60°, with a view to forming an
extended transfer nip with the dryer cylinder.

The inventive transfer belt can have a pattern on
its side facing the paper web, thereby producing an
30 embossed soft tissue web.

CLAIMS

1. Use of an essentially impermeable transfer belt
5 (16) for a soft tissue paper machine for conducting a
soft tissue web (1) through a shoe press nip in the press
section of the paper machine, and from the shoe press nip
to a Yankee cylinder (5) in the dryer section of the
paper machine in a closed draw, which Yankee cylinder
10 forms, together with a transfer means (17), a transfer
nip transferring the soft tissue web from the transfer
belt to the Yankee cylinder, the transfer belt comprising
a carrier and an elastically compressible polymer layer
on its side facing the paper web, the polymer layer hav-
15 ing a hardness between 50 and 97 Shore A and having a
web-contacting surface which has a pressure-sensitive
resettable degree of roughness, the web-contacting sur-
face having a degree of roughness in a non-compressed
state of $R_z = 2-80 \mu\text{m}$, measured according to ISO 4287,
20 Part I, and a lower degree of roughness of $R_z = 0-20 \mu\text{m}$
when the polymer layer is compressed by a linear load of
20-220 kN/m applied to the essentially impermeable trans-
fer belt as measured in a non-extended press nip.

2. Use as claimed in claim 1, c h a r a c t e r -
25 i s e d in that the essentially impermeable trans-
fer belt (16) has an air permeability of less than
 $6 \text{ m}^3/\text{m}^2/\text{min}$, measured according to the method stated in
"Standard Test Method for Air Permeability of Textile
Fabrics, ASTM D 737-75, American Society of Testing and
30 Materials".

3. Use as claimed in claim 1 or 2, c h a r a c -
t e r i s e d in that the polymer layer comprises a
polymer composition such as acryl polymer resin, poly-
urethane polymer resin and polyurethane/polycarbonate
35 polymer resin composition.

4. Use as claimed in any one of claims 1-3,
c h a r a c t e r i s e d in that the polymer layer com-

prises a particulate filler which has a hardness different from that of the polymer composition, such as kaolin clay, polymer material or metal, preferably stainless steel.

5 5. Use as claimed in any one of claims 1-4, characterised in that the polymer layer completely encloses the carrier.

 6. Use as claimed in any one of claims 1-5, characterised in that the carrier is endless.

10 7. Use as claimed in any one of claims 1-5, characterised in that the polymer layer is embossed to produce embossed soft tissue.

 8. Use as claimed in any one of claims 1-7, together with a transfer means which consists of the transfer belt
15 (16) itself, which runs round a predetermined part of the Yankee cylinder (5) to form an extended transfer nip.

1/4

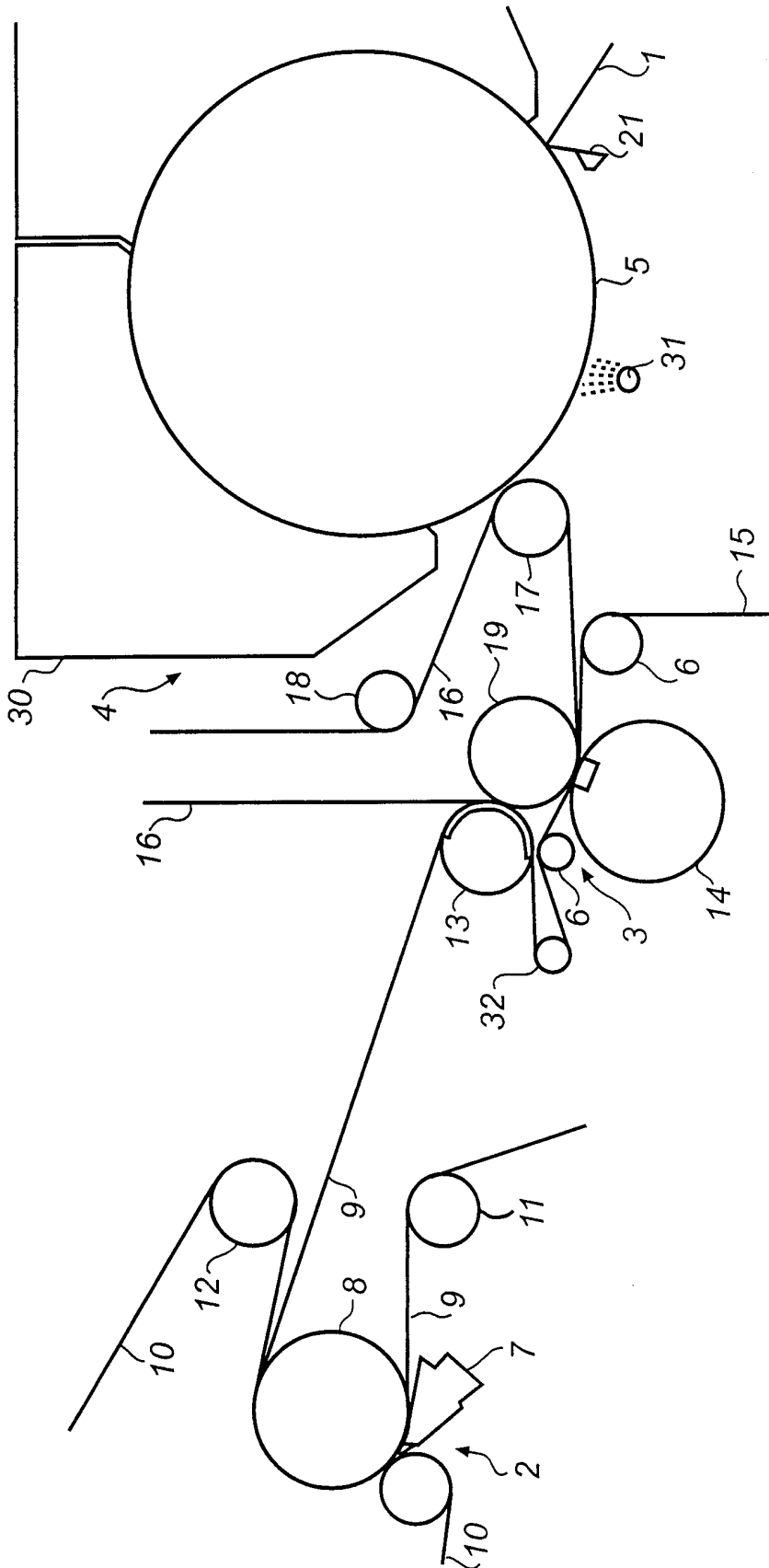


Fig. 1

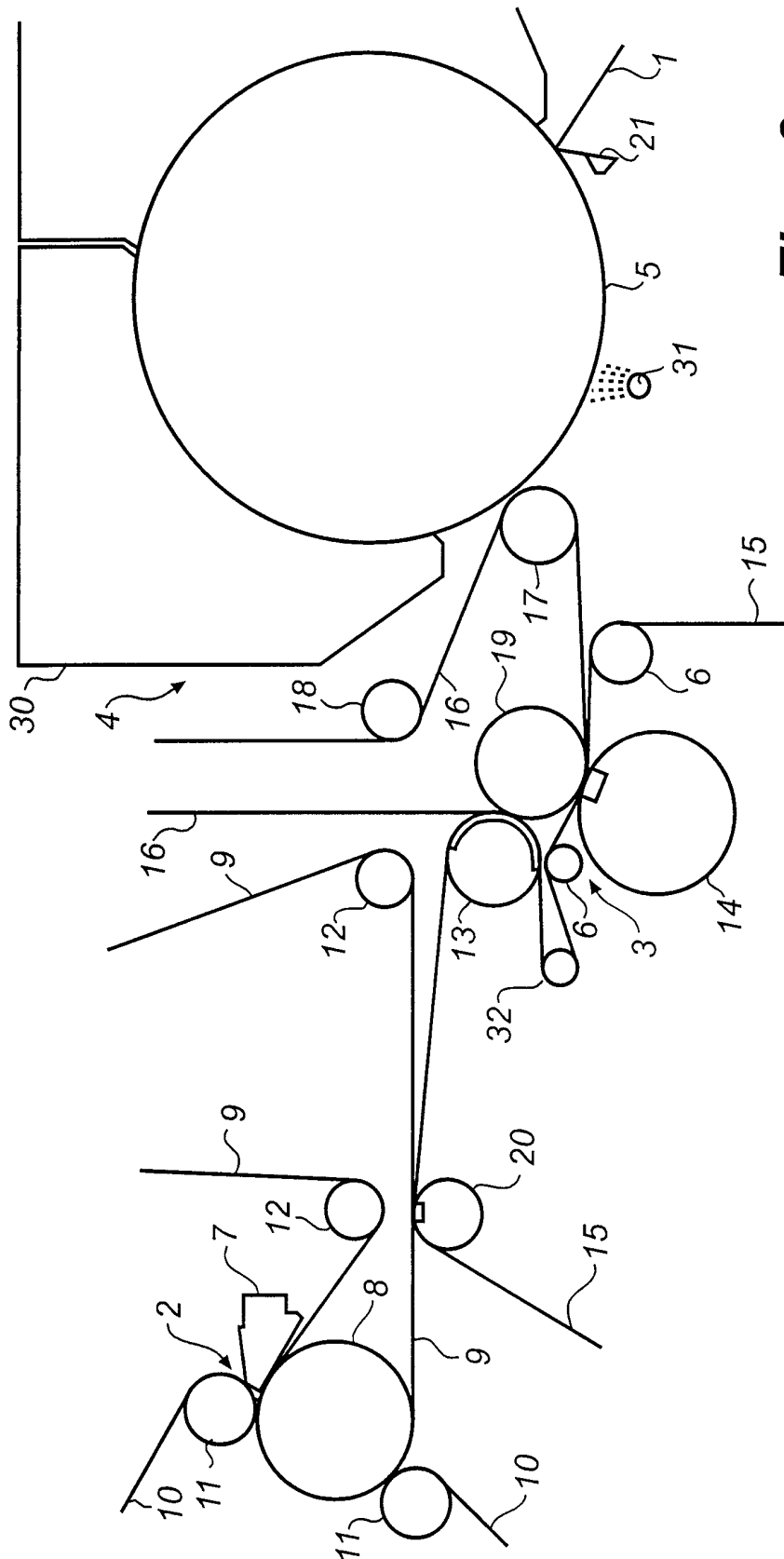


Fig. 2

3/4

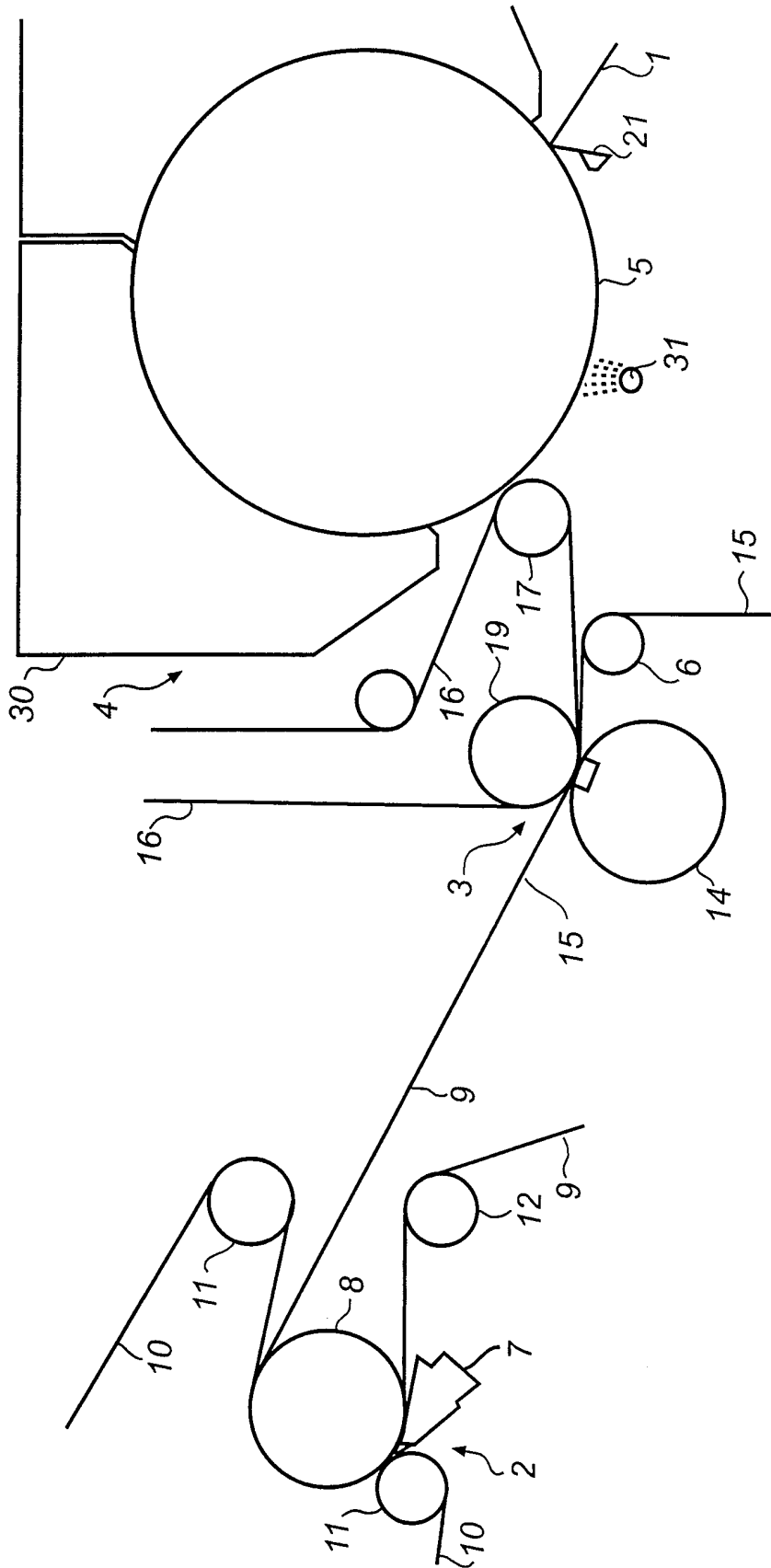


Fig. 3

4/4

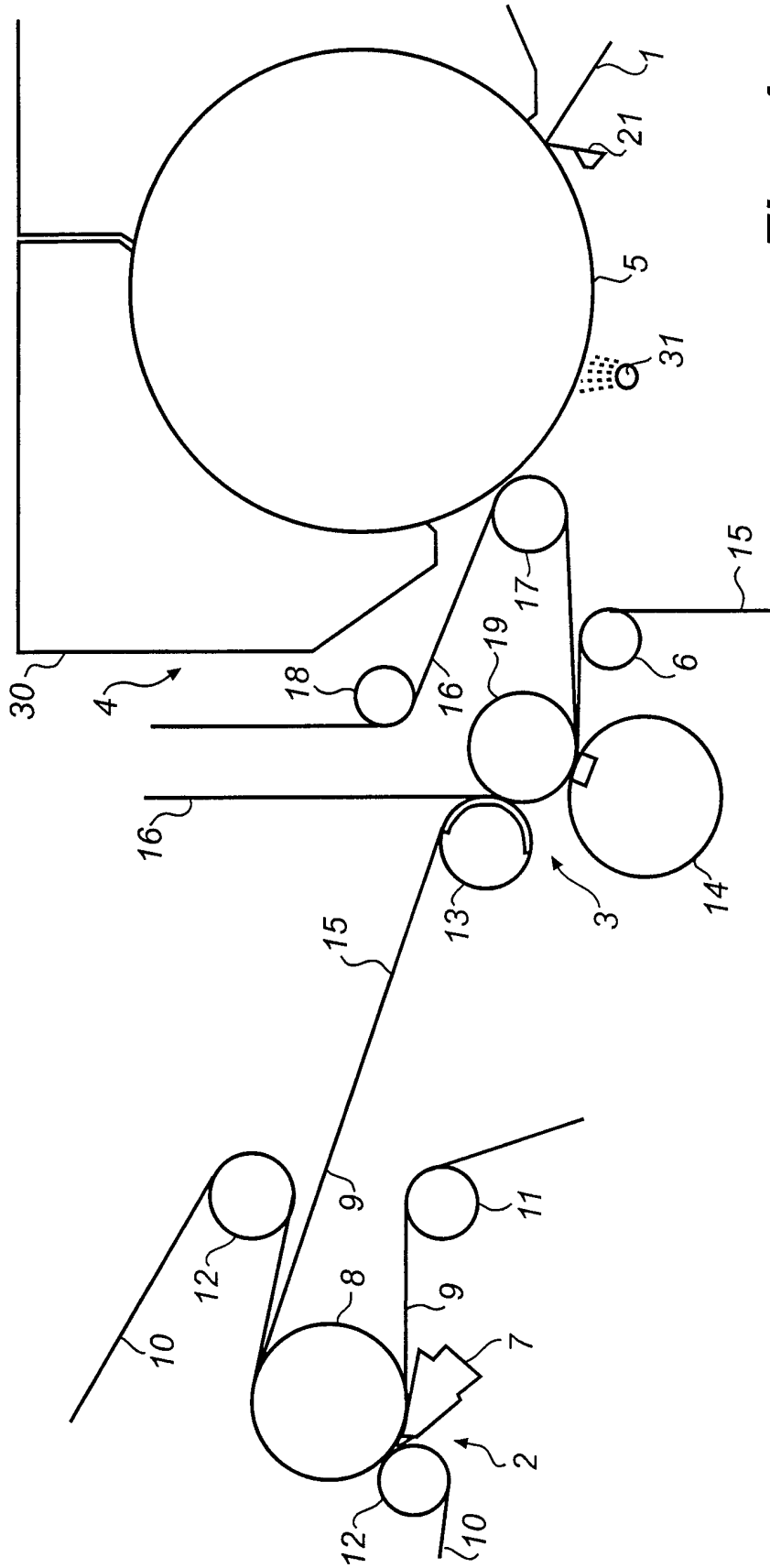


Fig. 4

INTERNATIONAL SEARCH REPORT

International application No.

PCT/SE 99/00434

A. CLASSIFICATION OF SUBJECT MATTER		
IPC6: D21F 3/00, D21F 7/00 According to International Patent Classification (IPC) or to both national classification and IPC		
B. FIELDS SEARCHED		
Minimum documentation searched (classification system followed by classification symbols)		
IPC6: D21F		
Documentation searched other than minimum documentation to the extent that such documents are included in the fields searched		
SE,DK,FI,NO classes as above		
Electronic data base consulted during the international search (name of data base and, where practicable, search terms used)		
C. DOCUMENTS CONSIDERED TO BE RELEVANT		
Category*	Citation of document, with indication, where appropriate, of the relevant passages	Relevant to claim No.
A	US 5298124 A (NILS O. EKLUND ET AL), 29 March 1994 (29.03.94) --- -----	1
<input type="checkbox"/> Further documents are listed in the continuation of Box C. <input checked="" type="checkbox"/> See patent family annex.		
* Special categories of cited documents: "A" document defining the general state of the art which is not considered to be of particular relevance "E" earlier document but published on or after the international filing date "L" document which may throw doubts on priority claim(s) or which is cited to establish the publication date of another citation or other special reason (as specified) "O" document referring to an oral disclosure, use, exhibition or other means "P" document published prior to the international filing date but later than the priority date claimed "T" later document published after the international filing date or priority date and not in conflict with the application but cited to understand the principle or theory underlying the invention "X" document of particular relevance: the claimed invention cannot be considered novel or cannot be considered to involve an inventive step when the document is taken alone "Y" document of particular relevance: the claimed invention cannot be considered to involve an inventive step when the document is combined with one or more other such documents, such combination being obvious to a person skilled in the art "&" document member of the same patent family		
Date of the actual completion of the international search		Date of mailing of the international search report
4 August 1999		09 -08- 1999
Name and mailing address of the ISA/ Swedish Patent Office Box 5055, S-102 42 STOCKHOLM Facsimile No. +46 8 666 02 86		Authorized officer Olav Jensen/ELY Telephone No. +46 8 782 25 00

INTERNATIONAL SEARCH REPORT
Information on patent family members

International application No.

01/07/99

PCT/SE 99/00434

Patent document cited in search report	Publication date	Patent family member(s)	Publication date
US 5298124 A	29/03/94	AT 136607 T	15/04/96
		AU 656402 B	02/02/95
		AU 2201492 A	23/12/93
		CA 2087212 A,C	12/12/93
		DE 69302136 D,T	02/10/96
		EP 0576115 A,B	29/12/93
		SE 0576115 T3	
		ES 2088638 T	16/08/96
		FI 923803 A	12/12/93
		JP 6057678 A	01/03/94
		MX 9205185 A	01/07/93
		NO 304791 B	15/02/99
		NO 924313 A	13/12/93
		NZ 244196 A	27/04/94
		ZA 9206593 A	28/02/94
