



US00D947845S

(12) **United States Design Patent**  
**Kreuzer et al.**

(10) **Patent No.:** **US D947,845 S**

(45) **Date of Patent:** **\*\* \*Apr. 5, 2022**

- (54) **SMART HUB FOR A BEAUTY REGIMEN**
- (71) Applicant: **The Procter & Gamble Company**,  
Cincinnati, OH (US)
- (72) Inventors: **Melissa Ann Kreuzer**, Loveland, OH  
(US); **Jonathan Michael Martin**,  
Covington, KY (US); **Justin Gregory  
Parker**, Montgomery, OH (US)
- (73) Assignee: **The Procter & Gamble Company**,  
Cincinnati, OH (US)
- (\* ) Notice: This patent is subject to a terminal dis-  
claimer.
- (\*\*) Term: **15 Years**
- (21) Appl. No.: **29/675,602**
- (22) Filed: **Jan. 3, 2019**
- (51) **LOC (13) Cl.** ..... **14-02**
- (52) **U.S. Cl.**  
USPC ..... **D14/358**; D6/309
- (58) **Field of Classification Search**  
USPC ..... D14/349, 356–358, 496; D6/300–314  
CPC ..... G06F 3/167; A47G 1/02  
See application file for complete search history.

D822,716	S	*	7/2018	Mangum	.....	D14/496
D830,070	S	*	10/2018	Liu	.....	D6/309
D841,632	S	*	2/2019	Eun	.....	D14/242
D850,125	S	*	6/2019	Wang	.....	D6/309
D859,401	S	*	9/2019	Kim	.....	D14/358
10,448,520	B2	*	10/2019	Tak	.....	H04R 1/02
D869,463	S	*	12/2019	Gagne-Keats	.....	D14/358
D874,161	S	*	2/2020	Yang	.....	D6/309
D885,436	S	*	5/2020	Mangum	.....	D14/496
D905,027	S	*	12/2020	Chang	.....	D14/240
D905,691	S	*	12/2020	Shin	.....	D14/358
D912,030	S	*	3/2021	Bould	.....	D14/240
D912,670	S	*	3/2021	Etgar	.....	D14/388
D922,381	S	*	6/2021	Mills	.....	D14/358
D924,133	S	*	7/2021	Chan	.....	D13/108
2015/0077239	A1	*	3/2015	Litjen	.....	B60L 53/16 340/455
2020/0387942	A1	*	12/2020	Kreuzer	.....	G06Q 30/0201
2020/0388374	A1	*	12/2020	Kreuzer	.....	A45D 44/005

\* cited by examiner

*Primary Examiner* — Deanna L Pratt  
(74) *Attorney, Agent, or Firm* — John G. Powell

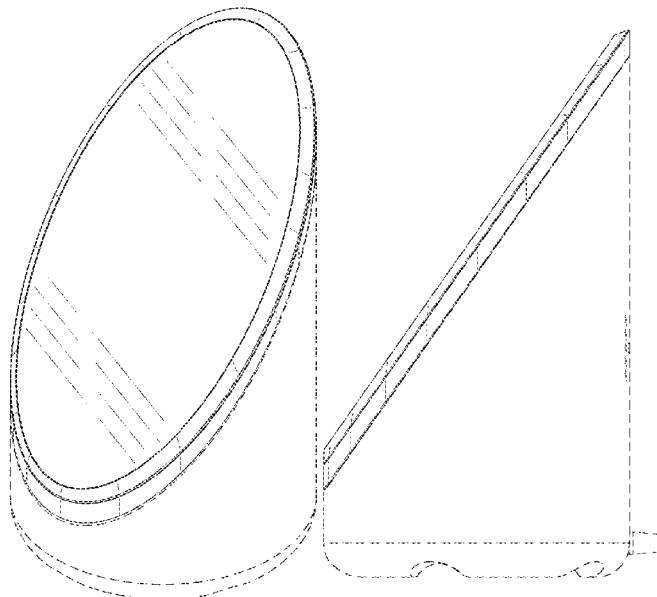
(57) **CLAIM**

The ornamental design for a smart hub for a beauty regimen, as shown and described.

**DESCRIPTION**

FIG. 1 is a perspective view of our new design for a smart hub for a beauty regimen;  
FIG. 2 is a front elevation view thereof;  
FIG. 3 is a left elevation view thereof;  
FIG. 4 is a back elevation view thereof;  
FIG. 5 is a right elevation view thereof;  
FIG. 6 is a top plan view thereof; and,  
FIG. 7 is a bottom plan view thereof.  
The broken lines shown in the drawings are for illustrative purposes only and form no part of the claimed design.

**1 Claim, 3 Drawing Sheets**



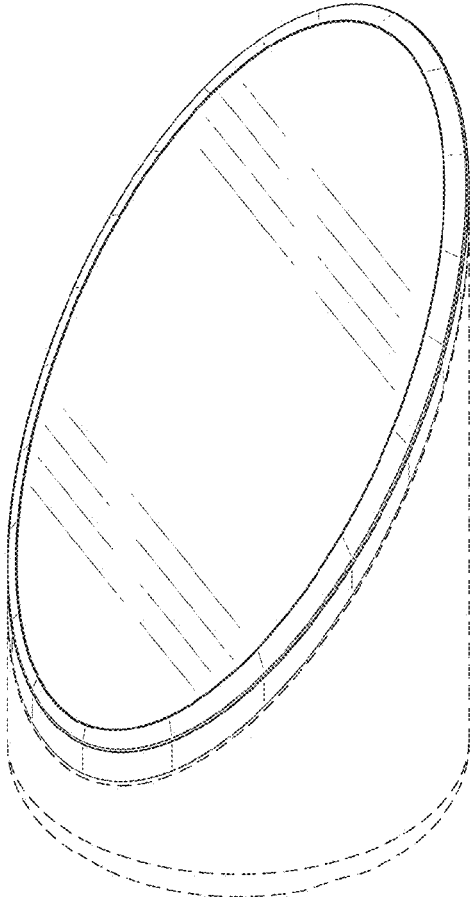


FIG. 1

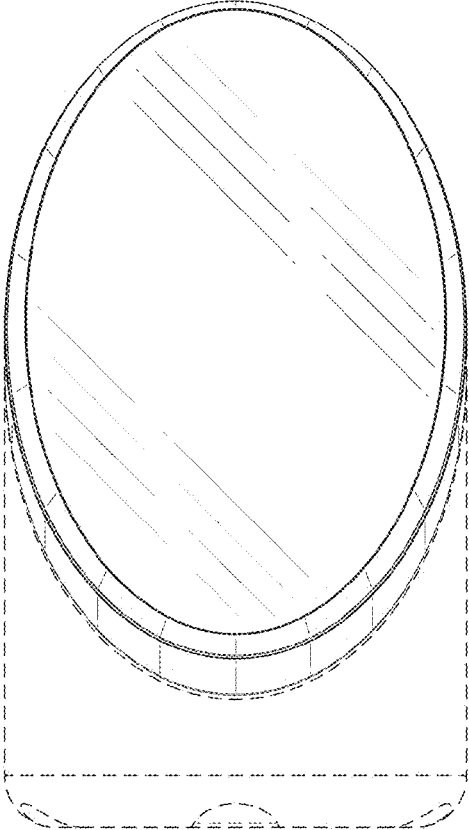


FIG. 2

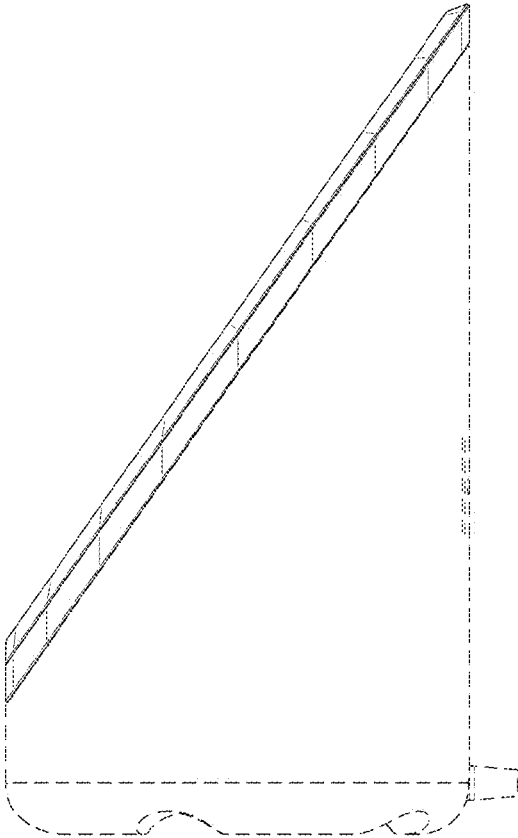


FIG. 3

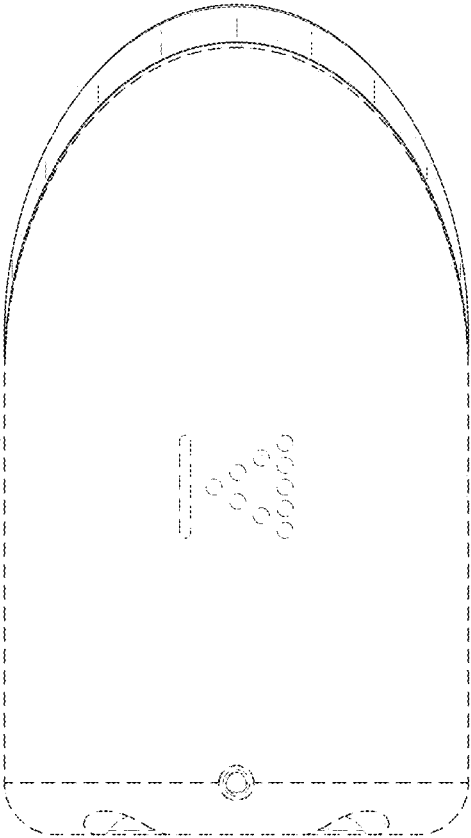


FIG. 4

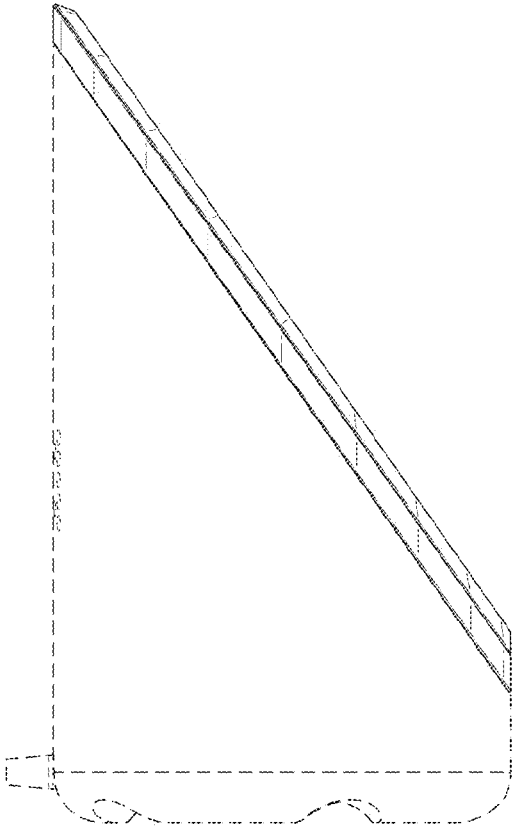


FIG. 5

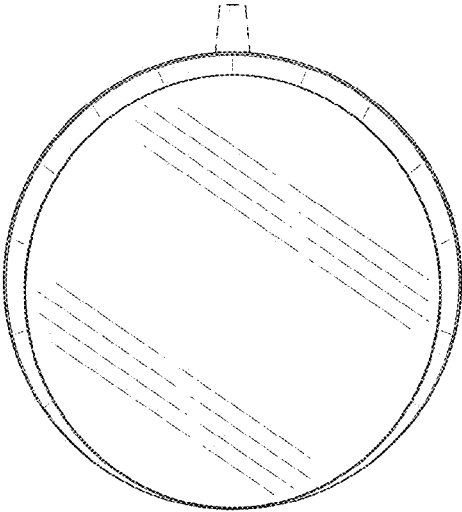


FIG. 6

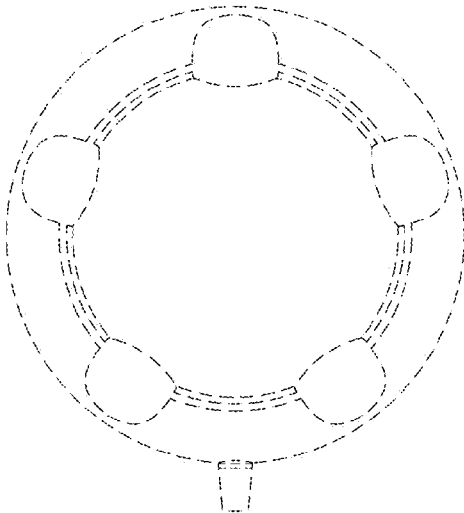


FIG. 7