



US00D758742S

(12) **United States Design Patent**
Nicoline

(10) **Patent No.:** **US D758,742 S**

(45) **Date of Patent:** **** Jun. 14, 2016**

- (54) **BRUSH HANDLE**
- (71) Applicant: **Paris Presents Incorporated**, Gurnee, IL (US)
- (72) Inventor: **Alyssa C Nicoline**, Chicago, IL (US)
- (73) Assignee: **Paris Presents Incorporated**, Gurnee, IL (US)
- (**) Term: **14 Years**
- (21) Appl. No.: **29/504,879**
- (22) Filed: **Oct. 10, 2014**
- (51) **LOC (10) Cl.** **04-02**
- (52) **U.S. Cl.**
USPC **D4/138**
- (58) **Field of Classification Search**
USPC D1/106, 199; D4/106, 110, 114, 116,
D4/118, 119, 120, 127, 128, 138, 199;
D9/689, 719, 723; D19/100, 108, 115,
D19/125; D28/75, 76, 77, 89; D30/158, 159
CPC A46B 5/00; A46B 11/00; A46B 11/001;
A46B 11/0003; A46B 11/0006; A46B
11/0013; A46B 15/0055; A46B 15/0061;
A46B 2200/20; A46B 2200/104; A46B
2200/202; A46B 2200/1046; A46B
2200/1086; A46B 2200/1093
See application file for complete search history.

D442,369	S	*	5/2001	Damiano	D4/127
D450,189	S	*	11/2001	Mink	D4/127
D454,001	S	*	3/2002	Mink	D4/127
D458,761	S	*	6/2002	Mason	D4/135
D528,305	S	*	9/2006	Langer	D4/116
D529,293	S	*	10/2006	Langer	D4/116
D529,719	S	*	10/2006	Langer	D4/116
D536,530	S	*	2/2007	Peterson	D4/121
7,416,080	B1	*	8/2008	Langer	A45D 33/00 206/15.2
D630,437	S	*	1/2011	Carey	D4/116
2012/0298130	A1	*	11/2012	Telwar	A46B 3/08 132/317
2013/0056377	A1	*	3/2013	Shaughness	A46B 17/04 206/361

* cited by examiner

Primary Examiner — Manpreet Matharu
Assistant Examiner — Lisa A Grabenstetter
(74) *Attorney, Agent, or Firm* — The Ollila Law Group LLC

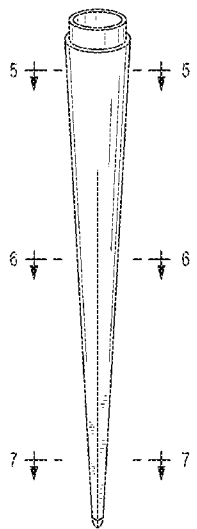
(57) **CLAIM**
The ornamental design for a brush handle, substantially as shown and described.

DESCRIPTION

FIG. 1 is a perspective view of a brush handle showing my new design;
FIG. 2 is a front view thereof, the back, left, and right views being mirror images thereof;
FIG. 3 is a top plan view thereof;
FIG. 4 is a bottom plan view thereof;
FIG. 5 is a cross-sectional view thereof, taken along line 5-5 of FIG. 1, shown in an enlarged scale;
FIG. 6 is a cross-sectional view thereof, taken along line 6-6 of FIG. 1, shown in an enlarged scale; and,
FIG. 7 is a cross-sectional view thereof, taken along line 7-7 of FIG. 1, shown in an enlarged scale.
The broken line portions of FIGS. 5-7 show unclaimed portions of the brush handle that form no part of the claimed design.

1 Claim, 2 Drawing Sheets

- (56) **References Cited**
U.S. PATENT DOCUMENTS
846,558 A * 3/1907 Fischer A46B 11/0013
401/276
1,372,108 A * 3/1921 Timmis A46B 3/12
15/191.1
1,569,736 A * 1/1926 Foppiano A46B 11/0093
15/248.1
D306,493 S * 3/1990 Pessis D28/7
D333,573 S * 3/1993 Kamen D28/7



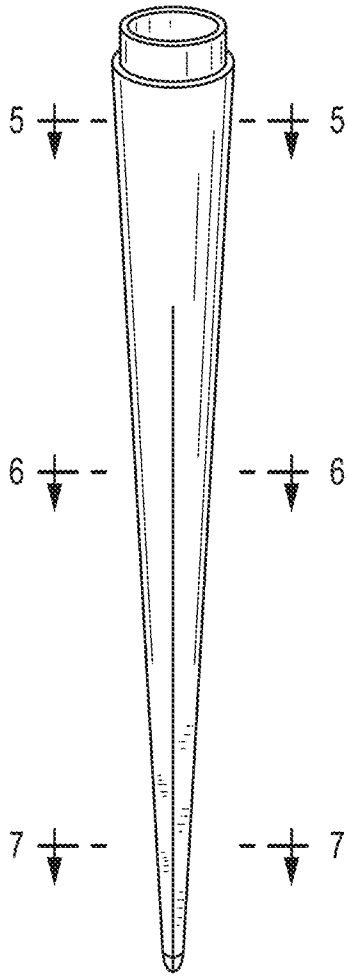


FIG.1



FIG.2

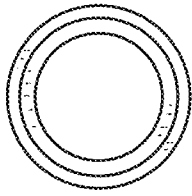


FIG. 3

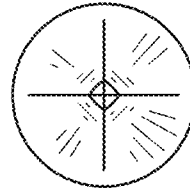


FIG. 4

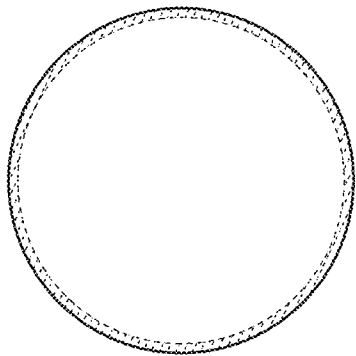


FIG. 5

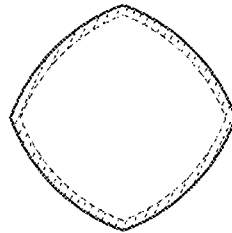


FIG. 6

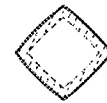


FIG. 7