



US00D967437S

(12) **United States Design Patent** (10) **Patent No.:** **US D967,437 S**
He et al. (45) **Date of Patent:** **** Oct. 18, 2022**

(54) **PATIENT MONITOR**

(56) **References Cited**

(71) Applicant: **Shenzhen Mindray Bio-Medical Electronics Co., Ltd.**, Shenzhen (CN)
(72) Inventors: **Lijuan He**, Shenzhen (CN); **Zedong Li**, Shenzhen (CN); **Wenhui Zhou**, Shenzhen (CN); **Huan Zou**, Shenzhen (CN); **Xiang Zhou**, Shenzhen (CN); **Haibo Chai**, Shenzhen (CN)
(73) Assignee: **Shenzhen Mindray Bio-Medical Electronics Co., Ltd.**, Shenzhen (CN)
(**) Term: **15 Years**
(21) Appl. No.: **29/739,789**
(22) Filed: **Jun. 29, 2020**

U.S. PATENT DOCUMENTS

D624,654 S	9/2010	Shimizu	
D635,681 S	4/2011	Edwards	
D697,214 S	1/2014	Rosenfeldt	
D706,239 S	6/2014	Chen	
D711,003 S	8/2014	Chen	
D711,004 S	8/2014	Chen	
D735,344 S	7/2015	Weichert	
9,633,497 B2	4/2017	Menzel	
D807,513 S	1/2018	Eslava	
D810,947 S	2/2018	Larson	
D895,123 S *	9/2020	He	D24/186
D901,695 S *	11/2020	Zhou	D24/186
D905,249 S *	12/2020	He	D24/185

(Continued)

OTHER PUBLICATIONS

EPM 10M/12M, posted at mindray.com, no posting date, retrieved Dec. 17, 2019, online, URL: https://www.mindray.com/cn/product/ePM_10M_12M.html (Year: 2019).

Primary Examiner — Mary Shannon Malley
(74) *Attorney, Agent, or Firm* — Kory D. Christensen

(57) **CLAIM**

We claim the ornamental design for a patient monitor, as shown and described.

DESCRIPTION

FIG. 1 is a front perspective view of a patient monitor, showing our new design;
FIG. 2 is a rear perspective view thereof;
FIG. 3 is a front elevational view thereof;
FIG. 4 is a rear elevational view thereof;
FIG. 5 is a left side elevational view thereof;
FIG. 6 is a right side elevational view thereof;
FIG. 7 is a top plan view thereof; and,
FIG. 8 is a bottom plan view thereof.
The broken lines depict portions of the patient monitor that form no part of the claimed design.

1 Claim, 5 Drawing Sheets

Related U.S. Application Data

(63) Continuation of application No. 29/657,625, filed on Jul. 24, 2018, now Pat. No. Des. 895,123.

Foreign Application Priority Data

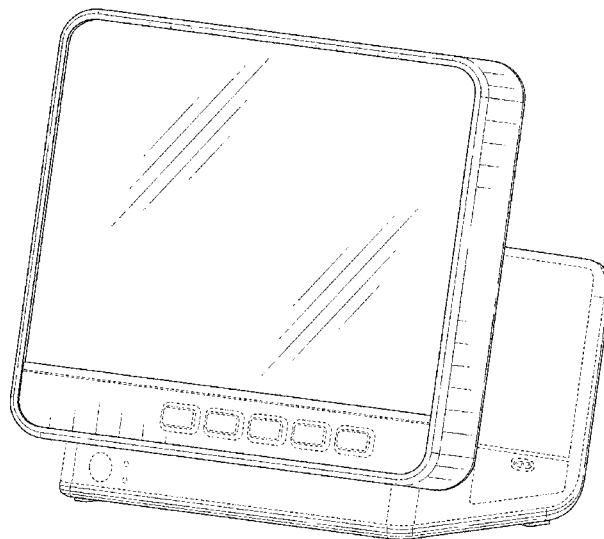
Jan. 31, 2018 (CN) 201830046600.0

(51) **LOC (13) Cl.** **24-01**

(52) **U.S. Cl.**
USPC **D24/186**

(58) **Field of Classification Search**
USPC D24/170, 177, 185, 186, 216–219, 225, D24/231–234; D10/81
CPC A61B 5/742; A61B 5/743; A61B 5/7425; A61B 5/6898; A61B 5/02405; A61B 5/02411; A61B 5/02427; A61B 5/02438; A61B 5/0002; A61B 5/04325

See application file for complete search history.



(56)

References Cited

U.S. PATENT DOCUMENTS

D926,995 S * 8/2021 He D24/185
2019/0250664 A1 8/2019 Eslava

* cited by examiner

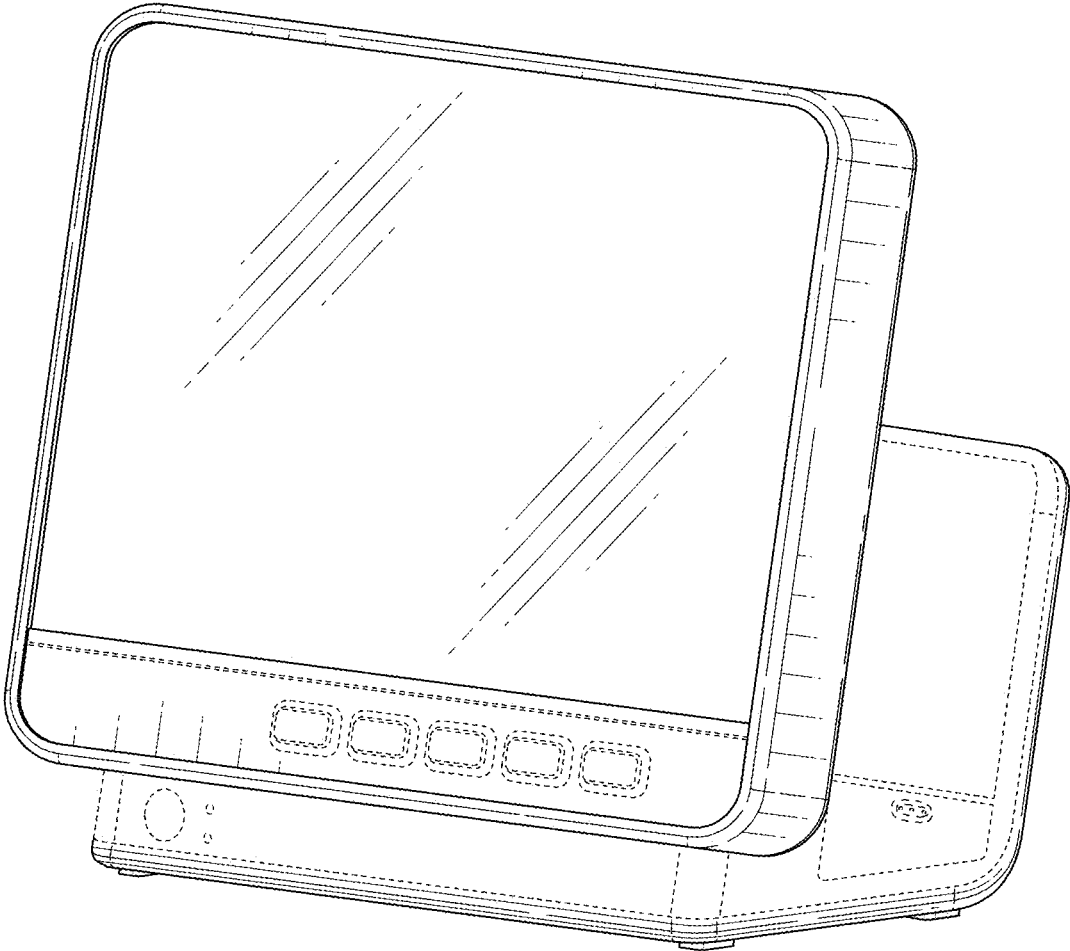


FIG. 1

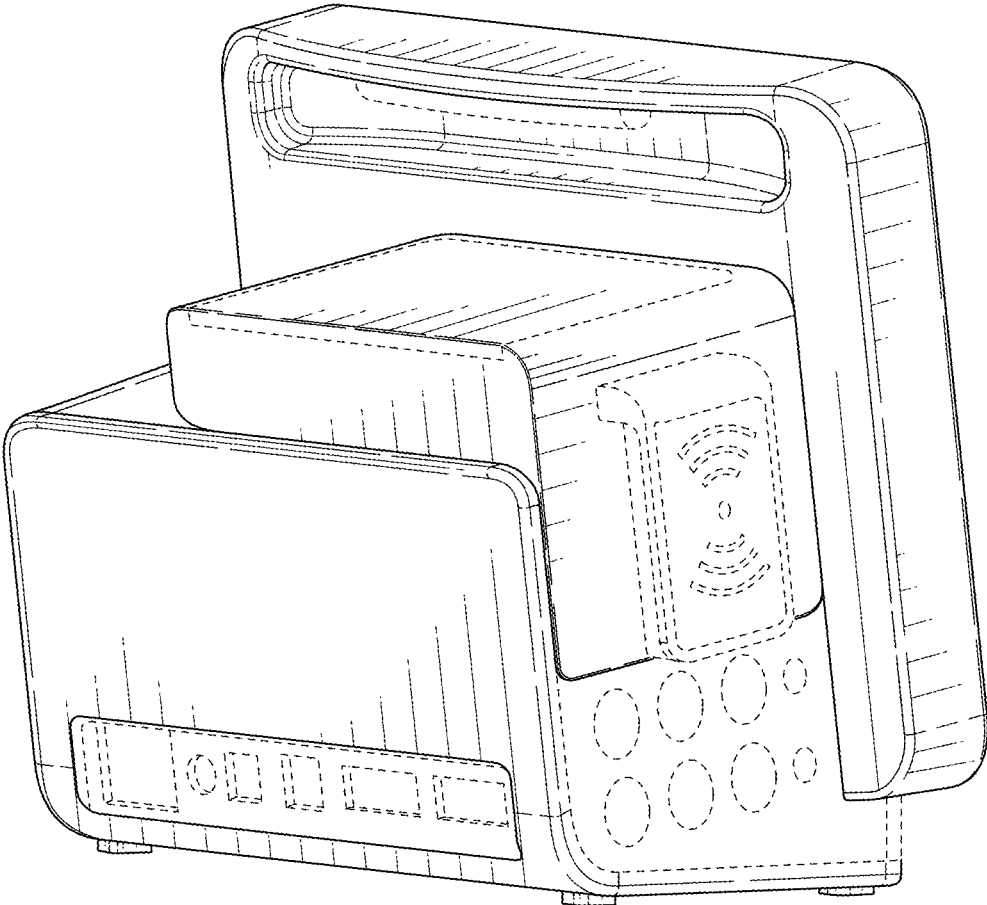


FIG. 2

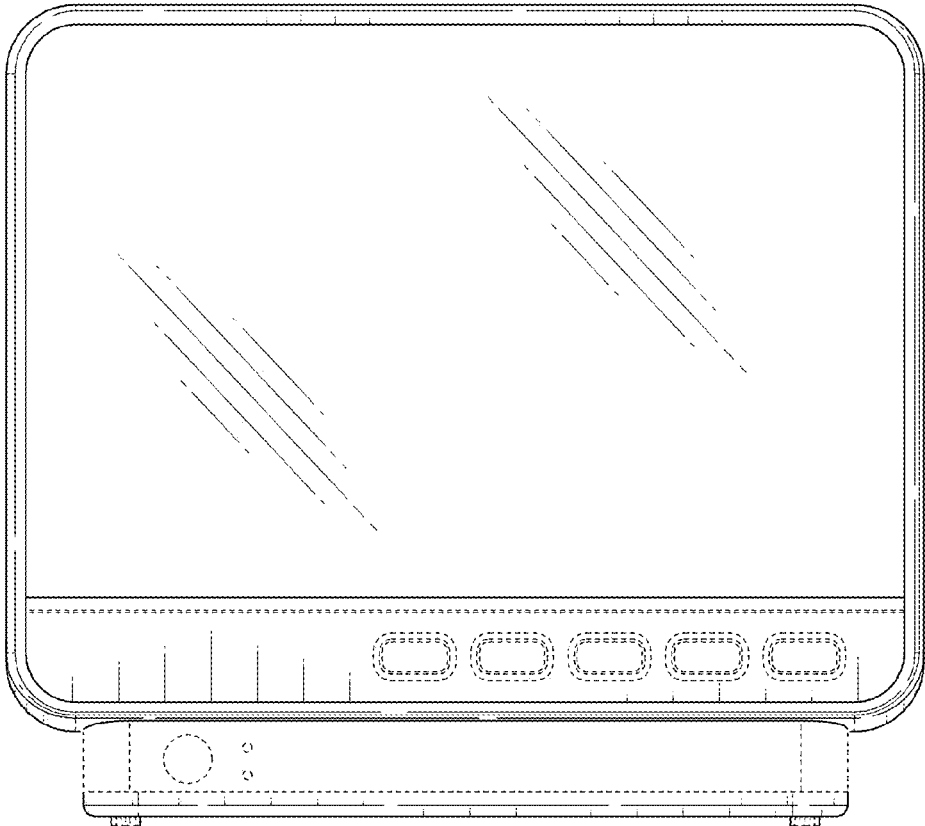


FIG. 3

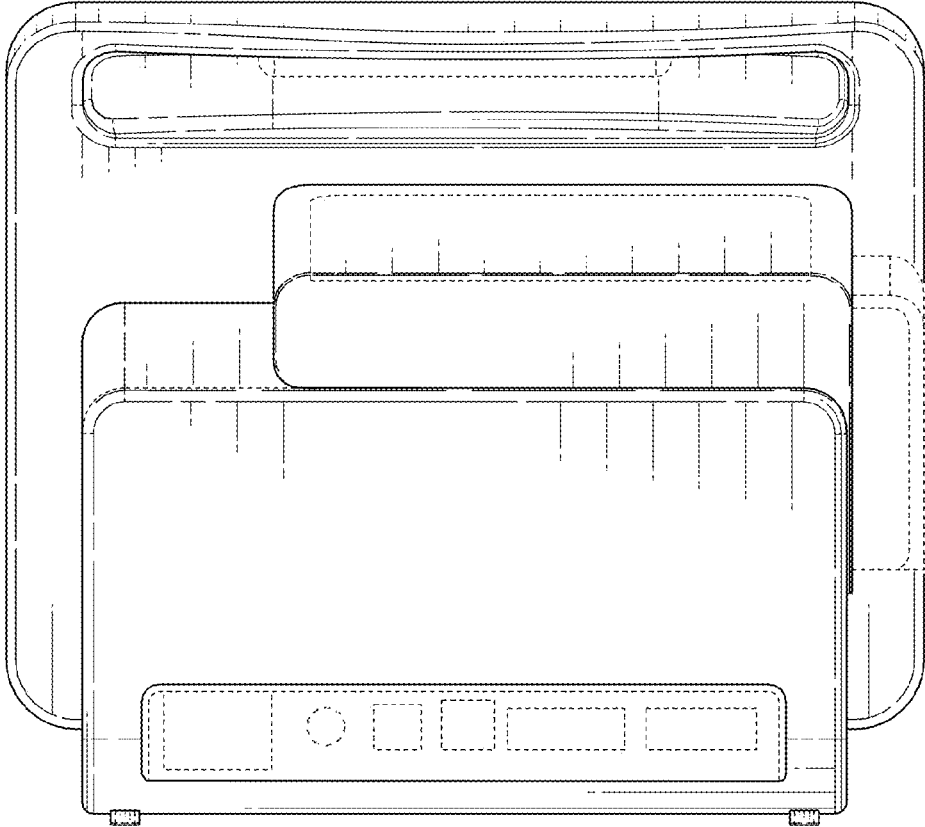


FIG. 4

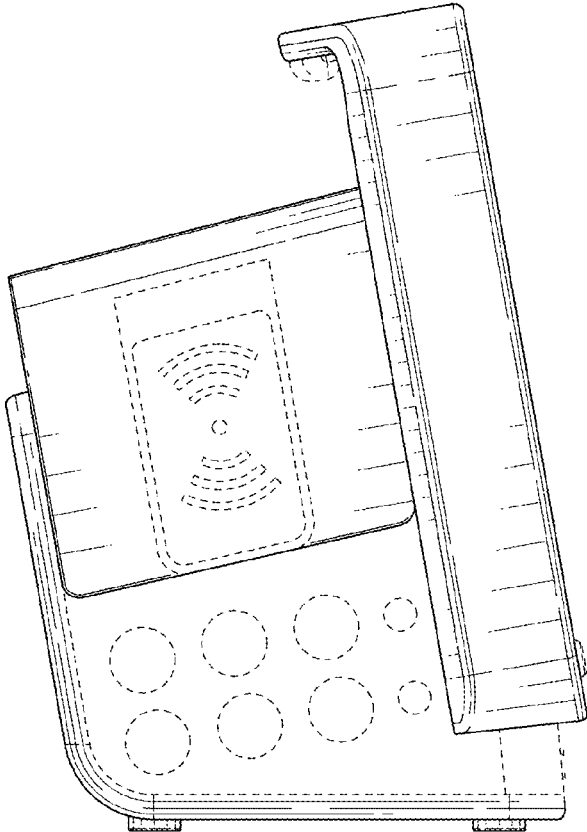


FIG. 5

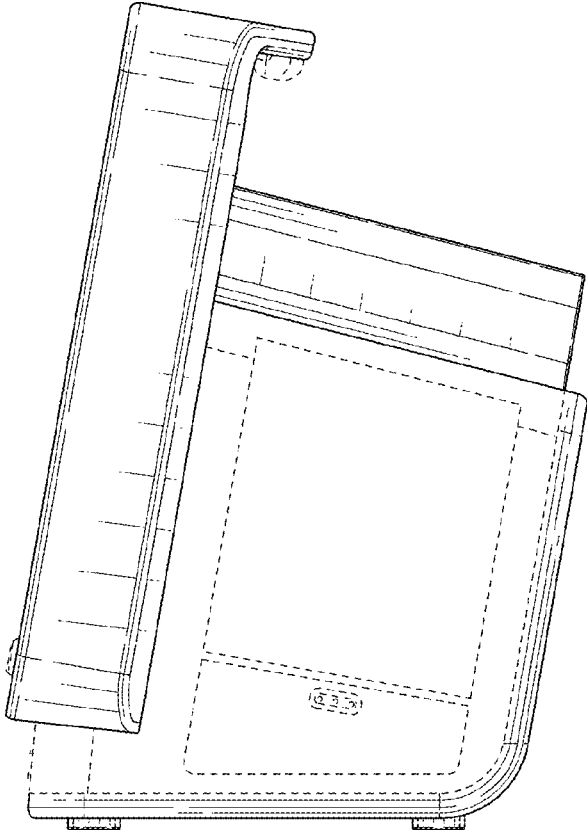


FIG. 6

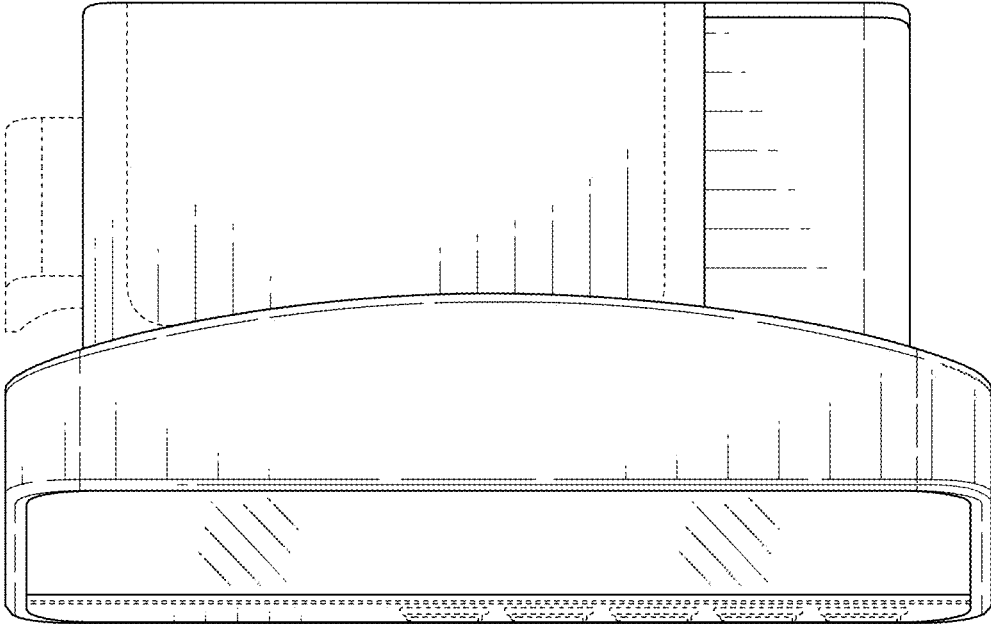


FIG. 7

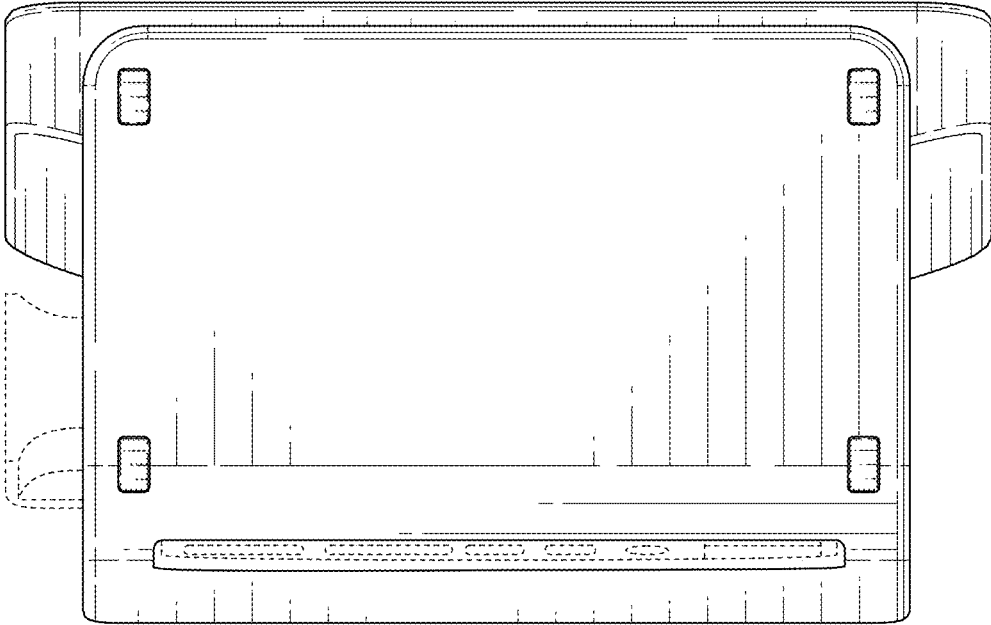


FIG. 8