

[54] GARDEN RAKE

[75] Inventors: Franco Clivio, Ulm; Dieter Raffler, Neu-Ulm, both of Fed. Rep. of Germany

[73] Assignee: GARDENA Kress+Kastner GmbH, Fed. Rep. of Germany

[\*\*] Term: 14 Years

[21] Appl. No.: 467,388

[22] Filed: Feb. 17, 1983

[30] Foreign Application Priority Data

Aug. 17, 1982 [DE] Fed. Rep. of Germany ..... 135482

[52] U.S. Cl. .... D8/13

[58] Field of Search ..... D8/1-13, D8/23, 300, 301, 303, 310, 311, 312, 313, 321; D13/32, 38; 16/110 R, 110 A, 114 R, DIG. 24; 294/49, 57; 172/371, 375, 378; 56/400.01, 400.04, 400.05, 400.06

[56] References Cited

U.S. PATENT DOCUMENTS

D. 200,186	1/1965	Kelly	.....	D23/28
D. 220,466	4/1971	Hart	.....	D8/1
D. 240,367	6/1976	Cope	.....	D8/303
D. 251,954	5/1979	Raffler et al.	.....	D8/1
D. 258,861	4/1981	Bralton et al.	.....	D8/303
2,456,876	12/1948	Keller et al.	.....	D8/13
4,159,139	6/1979	Gawedzinski	.....	294/55
4,212,150	7/1980	Dmochowski	.....	56/400.06

FOREIGN PATENT DOCUMENTS

24083 of 1935 United Kingdom ..... 56/400.06

OTHER PUBLICATIONS

Neu Gardena 77 Combisystem, Rakes on pp. 8, 15, 16; Copy at Examiner's Search Room Cl D8-01. Patent Journal, Union of South Africa; Pub. #77/2438 (Mar. 1978); Showing of Improvement in Implements; Available at Exam. S. R. Cl 172-375. Shrub Rake, Item #5 in Hardware Age, Feb. 8, 1962, p. 141; Copy in Examiner's Search Room, Cl D813. Bendley Hardware Catalog #41; Form Shape of Sego Brums; Item FBR 22 p. 256; Copy at Group 240 Library.

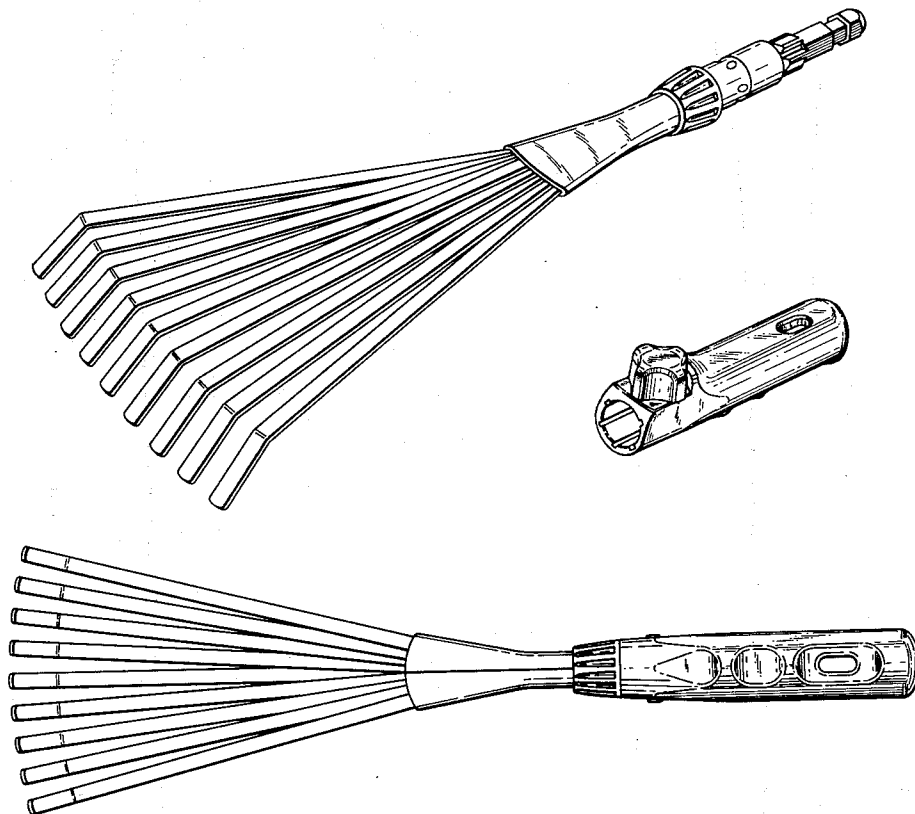
Primary Examiner—Wallace R. Burke  
Assistant Examiner—Horace B. Fay  
Attorney, Agent, or Firm—Steele, Gould & Fried

[57] CLAIM

The ornamental design for a garden rake, as shown or described.

DESCRIPTION

FIG. 1 is a perspective view from above of a garden rake showing our new design; FIG. 2 is a similar perspective view thereof with the handgrip separated from the shank of the utensil; FIG. 3 is a side elevational view thereof; FIG. 4 is a top plan view thereof; FIG. 5 is a front end elevational view thereof; FIG. 6 is a rear end elevational view thereof; and FIG. 7 is a bottom plan view thereof.



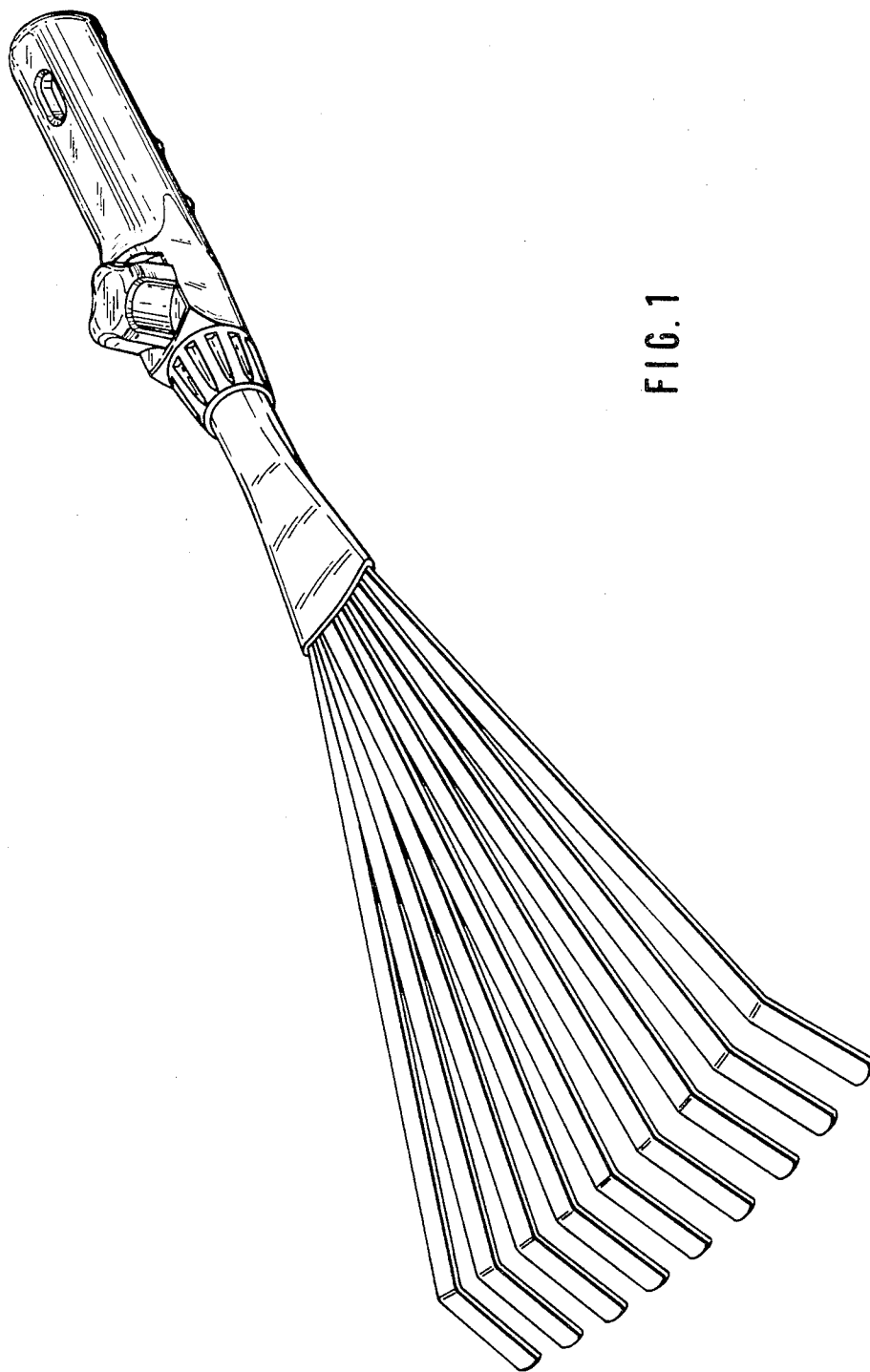


FIG. 1

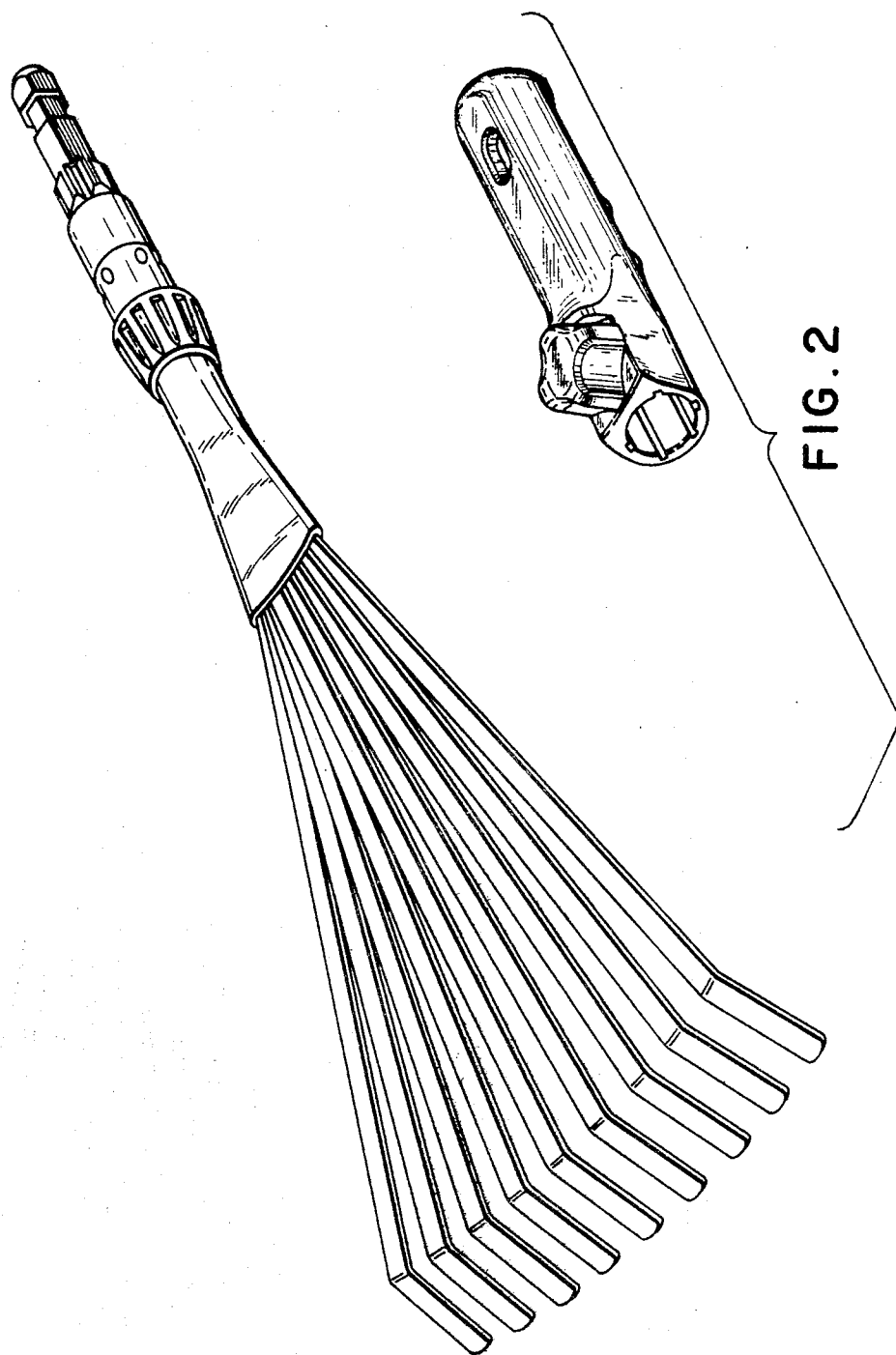


FIG. 2

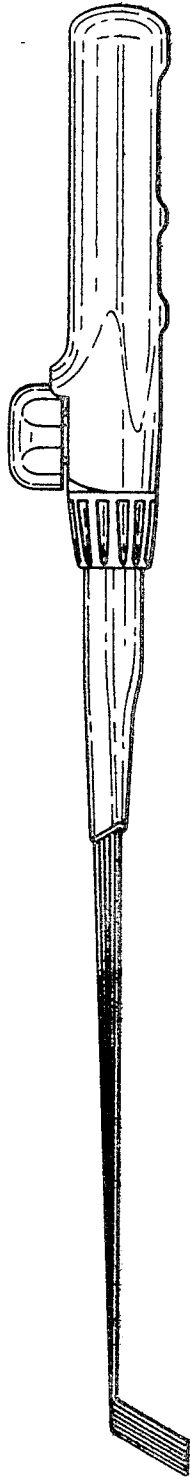


FIG. 3

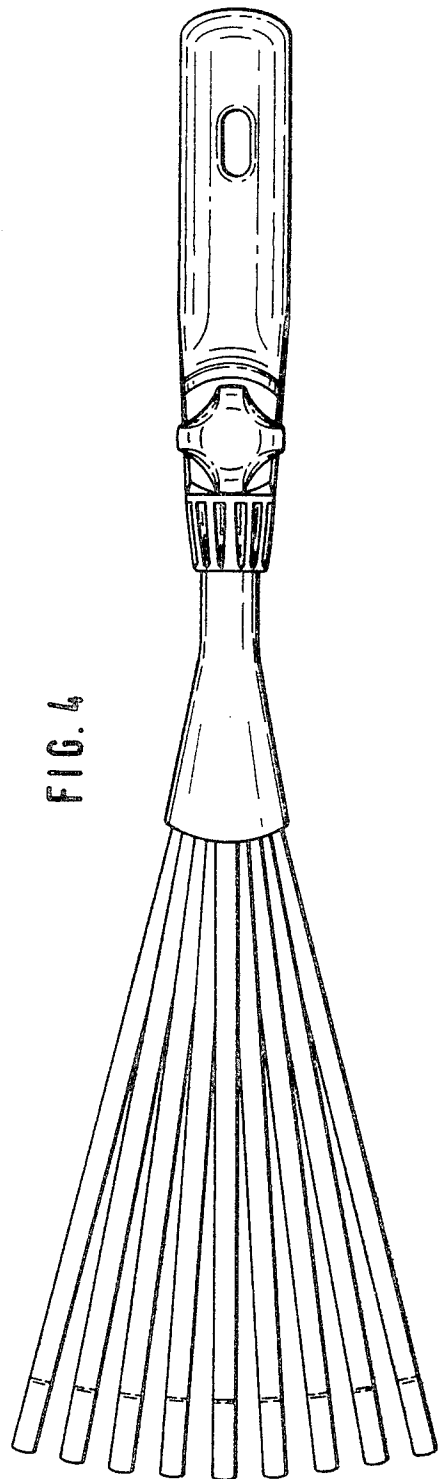


FIG. 4

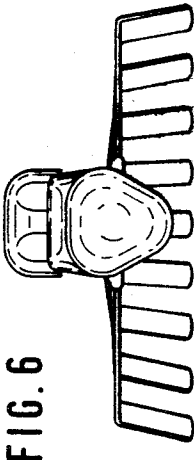


FIG. 6

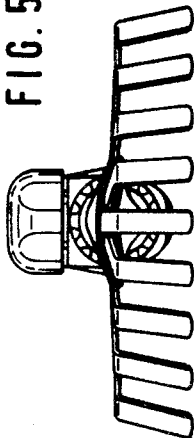


FIG. 5

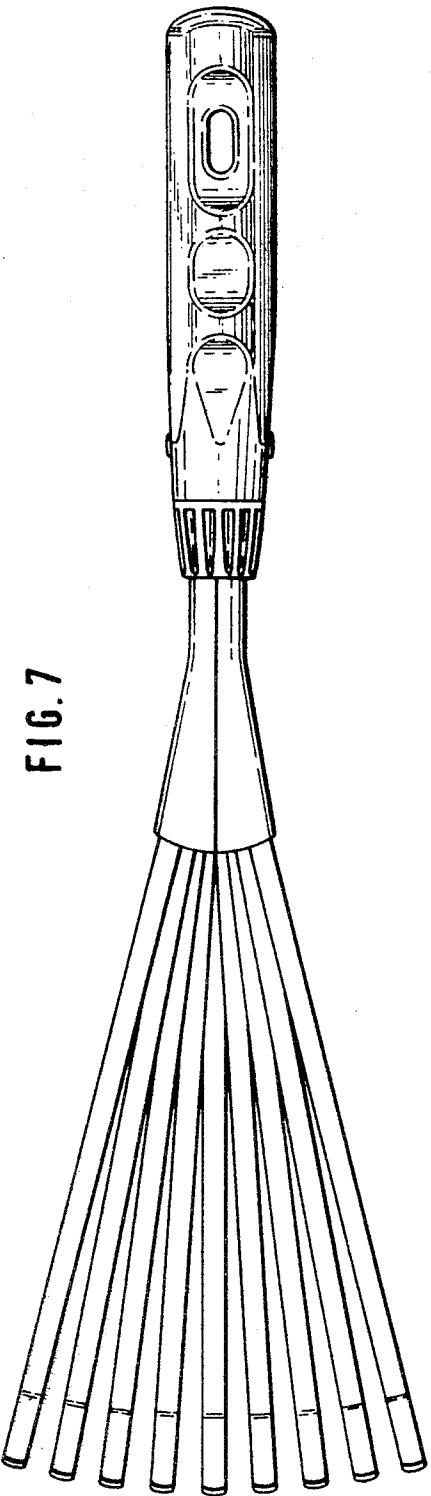


FIG. 7