



US00D452073B1

(12) **United States Design Patent**  
**Cassegrain**

(10) **Patent No.:** **US D452,073 S**

(45) **Date of Patent:** **\*\* Dec. 18, 2001**

(54) **HANDBAG**

(75) **Inventor:** **Philippe Cassegrain, Paris (FR)**

(73) **Assignee:** **S. A. Jean Cassegrain, Paris (FR)**

(\*\*) **Term:** **14 Years**

(21) **Appl. No.:** **29/139,220**

(22) **Filed:** **Mar. 27, 2001**

(51) **LOC (7) Cl.** ..... **03-01**

(52) **U.S. Cl.** ..... **D3/243**

(58) **Field of Search** ..... D3/226, 230, 232,  
D3/234, 238, 240, 243, 245, 246, 303;  
150/107, 108, 110, 118, 900; 190/100,  
115, 903; 383/42, 78, 84, 907; 224/607,  
627

(56) **References Cited**

**U.S. PATENT DOCUMENTS**

D. 97,645 \* 11/1935 Landberg ..... 150/107  
D. 245,645 \* 8/1977 Casser ..... D3/246 X

D. 260,458 \* 9/1981 Siegel ..... D3/243  
D. 426,060 \* 6/2000 Chapelier ..... D3/232 X  
2,432,365 \* 12/1947 Allen ..... 190/115  
6,257,472 \* 7/2001 Freedman ..... 224/627 X

\* cited by examiner

*Primary Examiner*—Louis S. Zarfaz

*Assistant Examiner*—Monica A. Weingart

(74) *Attorney, Agent, or Firm*—Gottlieb, Rackman & Reisman, P.C.

(57) **CLAIM**

The ornamental design for a handbag, as shown and described.

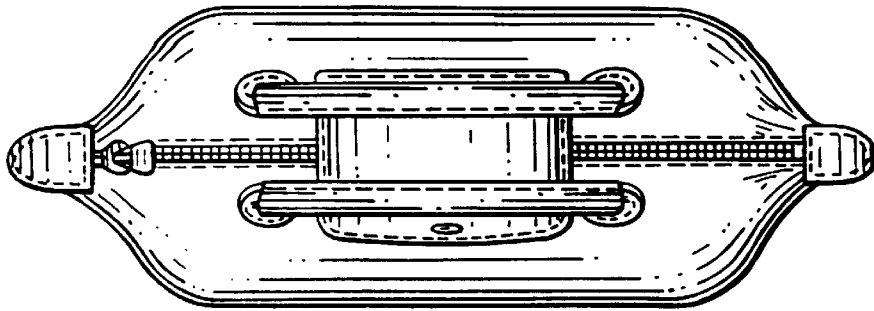
**DESCRIPTION**

FIG. 1 is a top plan view thereof;  
FIG. 2 is a front elevational view thereof;  
FIG. 3 is a bottom plan view thereof;  
FIG. 4 is a side elevational view thereof; and,  
FIG. 5 is a rear elevational view thereof.

**1 Claim, 2 Drawing Sheets**



*FIG. 1*



*FIG. 2*



*FIG. 3*

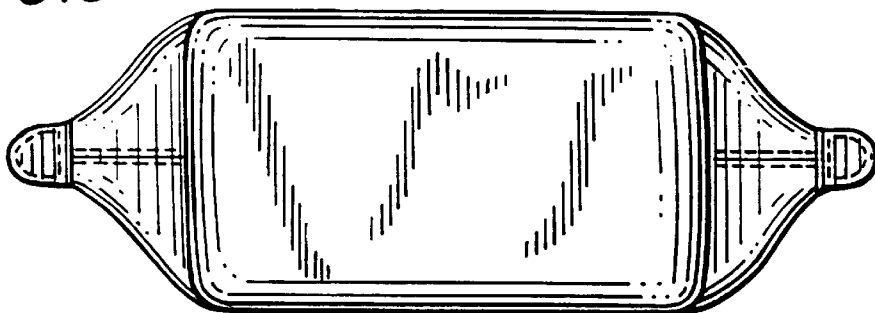


FIG. 5

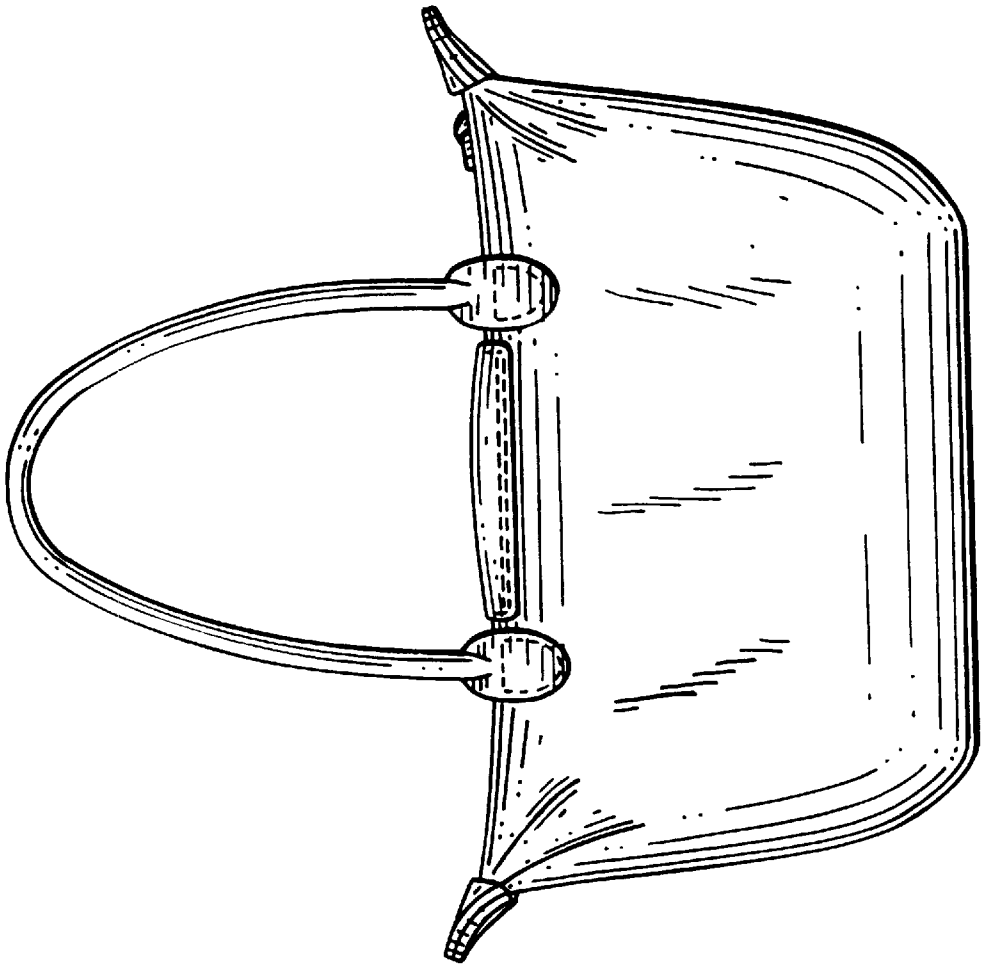


FIG. 4

