



US00D690453S

(12) **United States Design Patent**  
**Guercio et al.**

(10) **Patent No.:** **US D690,453 S**

(45) **Date of Patent:** **\*\* Sep. 24, 2013**

- (54) **HIGH BAY LED LIGHT FIXTURE**
- (75) Inventors: **Vincenzo Guercio**, Wallkill, NY (US);  
**Jiang Hu**, Shanghai (CN)
- (73) Assignee: **RAB Lighting Inc.**, Northvale, NJ (US)
- (\*\*) Term: **14 Years**
- (21) Appl. No.: **29/427,084**
- (22) Filed: **Jul. 13, 2012**
- (51) **LOC (9) Cl.** ..... **26-03**
- (52) **U.S. Cl.**  
USPC ..... **D26/88; D26/72**
- (58) **Field of Classification Search**  
USPC ..... D26/63, 72, 80, 84-91; 362/147,  
362/373, 404-408, 431, 432  
See application file for complete search history.

(56) **References Cited**

U.S. PATENT DOCUMENTS

D190,827	S *	7/1961	Phillips	.....	D26/89
D203,293	S *	12/1965	Pettengill	.....	D26/67
D222,103	S *	9/1971	Anderson, Jr.	.....	D26/85
D229,050	S *	11/1973	Anderson, Jr.	.....	D26/85
D240,320	S *	6/1976	Anderson, Jr.	.....	D26/85
D340,514	S *	10/1993	Liao	.....	D26/72
5,528,474	A *	6/1996	Roney et al.	.....	362/373
7,097,332	B2 *	8/2006	Vamberi	.....	362/147
D554,284	S *	10/2007	Richmond	.....	D26/152
D573,288	S	7/2008	Xu et al.	.....	
7,549,774	B2	6/2009	Tsai	.....	
D596,764	S	7/2009	Yang et al.	.....	
D596,765	S	7/2009	Chiu	.....	
7,611,264	B1 *	11/2009	Chang et al.	.....	362/373
7,722,227	B2 *	5/2010	Zhang et al.	.....	362/373
7,748,887	B2 *	7/2010	Zampini et al.	.....	362/147

D623,779	S	9/2010	Wang et al.	.....	
D625,038	S *	10/2010	Yoo	.....	D26/85
D627,911	S *	11/2010	Mo et al.	.....	D26/72
D627,912	S *	11/2010	Mo	.....	D26/72
D635,292	S *	3/2011	Chiang et al.	.....	D26/88
D642,316	S	7/2011	Zheng et al.	.....	
D651,735	S *	1/2012	Dai	.....	D26/72
D657,088	S *	4/2012	Miro	.....	D26/89
8,297,798	B1 *	10/2012	Pittman et al.	.....	362/373
2010/0328956	A1	12/2010	Zhang	.....	

\* cited by examiner

*Primary Examiner* — Clare E Heflin

(74) *Attorney, Agent, or Firm* — SmithAmundsen LLC;  
Dennis S. Schell

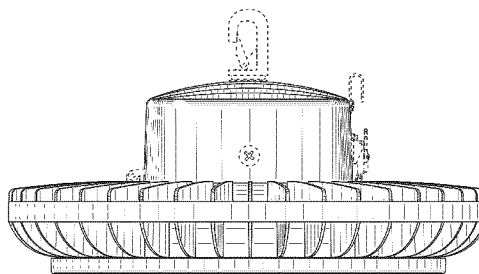
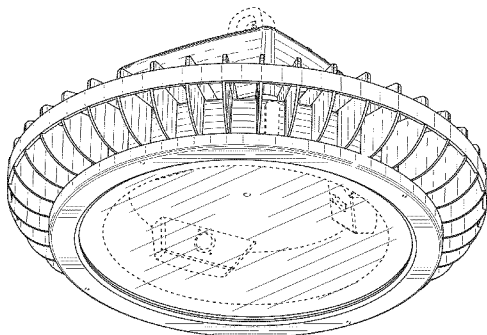
(57) **CLAIM**

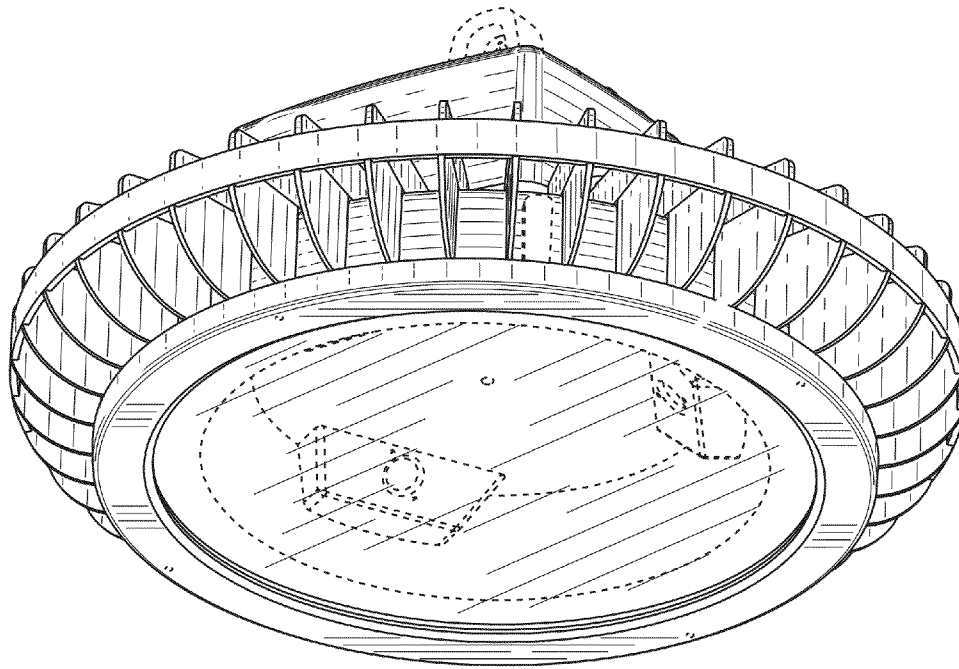
The ornamental design for a high bay LED light fixture, substantially as shown and described.

**DESCRIPTION**

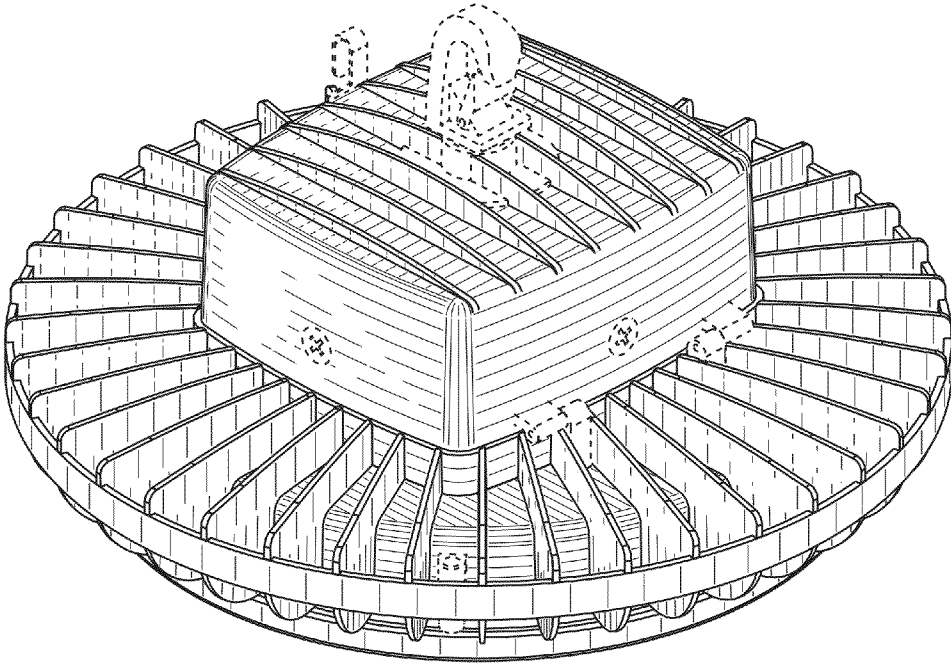
FIG. 1 is a bottom perspective view of an embodiment of the new design;  
 FIG. 2 is a top perspective view of the embodiment;  
 FIG. 3 is a top view of the embodiment;  
 FIG. 4 is a bottom view of the embodiment  
 FIG. 5 is a right side view of the embodiment;  
 FIG. 6 is a front view of the embodiment; and,  
 FIG. 7 is a left side view of the embodiment.  
 The design consists of the features of shape, ornament and configuration of the article shown in the drawings. The broken lines shown in the drawings are for the purposes of illustrating portions of the article that form no part of the claimed design. The rear view is a mirror image of the front view and is therefore omitted.

**1 Claim, 7 Drawing Sheets**

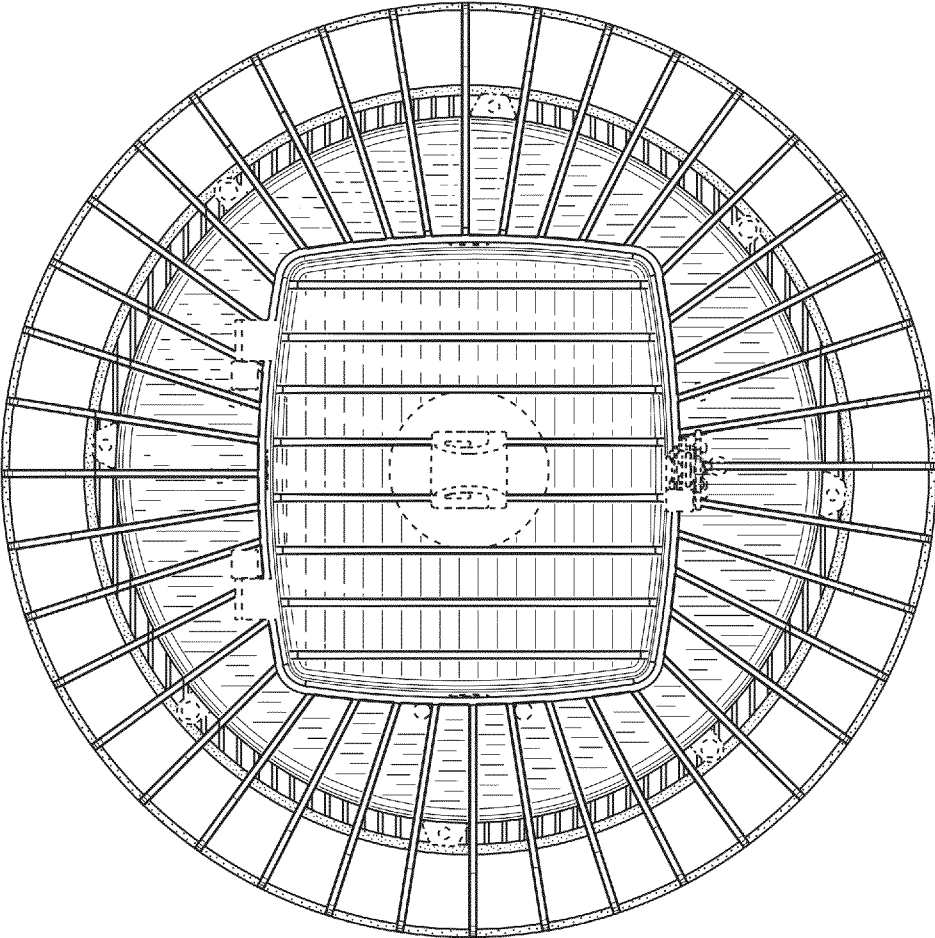




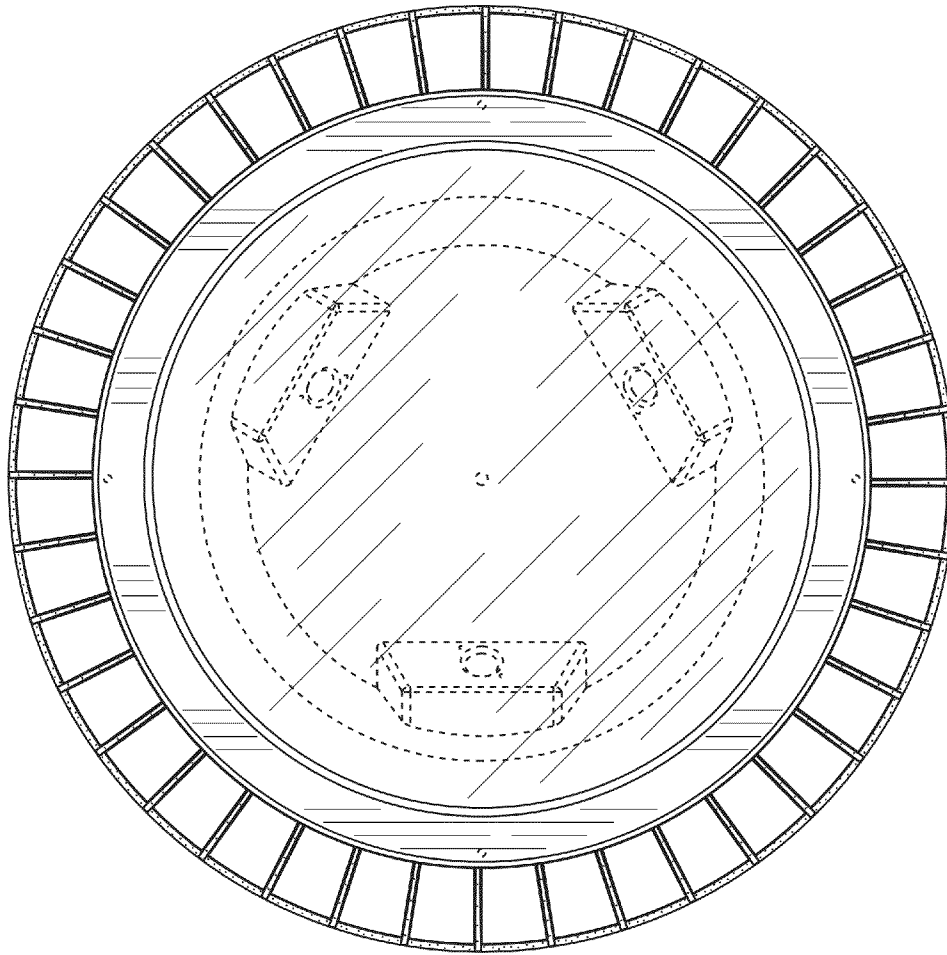
**Fig. 1**



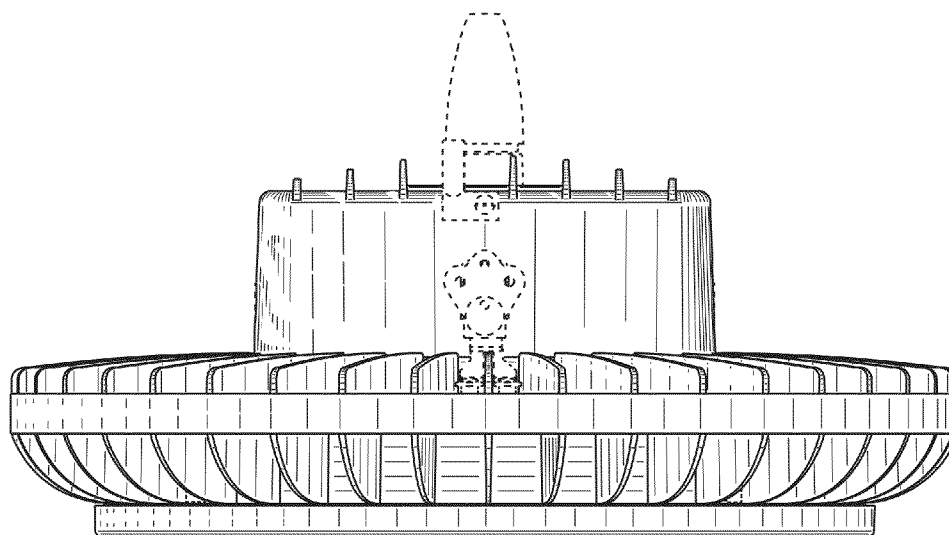
**Fig. 2**



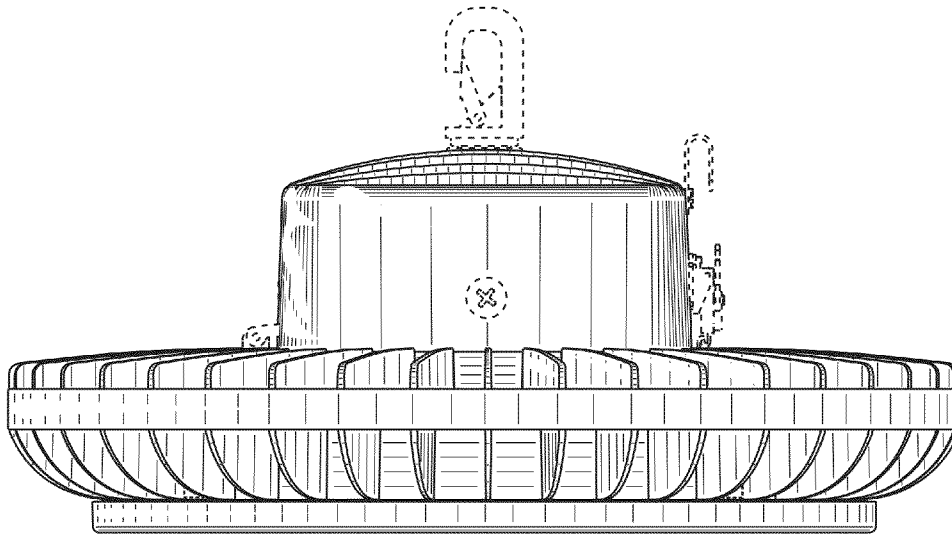
**Fig. 3**



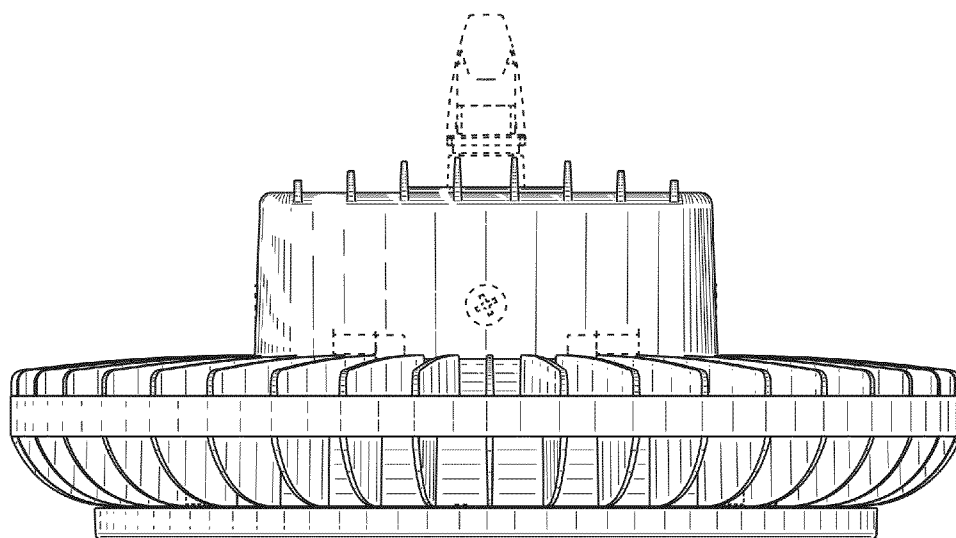
**Fig. 4**



**Fig. 5**



**Fig. 6**



**Fig. 7**