



US00D739203S

(12) **United States Design Patent**
Schneider et al.

(10) **Patent No.:** **US D739,203 S**

(45) **Date of Patent:** **** Sep. 22, 2015**

(54) **HANDLESET**

Y10S 292/23; Y10S 292/27; Y10S 292/30;
Y10S 292/63; E05B 85/16; E05B 1/0015;
E05B 77/06; E05B 79/06; E05B 85/18;
E05B 85/12; E05B 85/10; E05B 7/00; E05B
1/0053; E05B 77/265

(71) Applicant: **KWIKSET CORPORATION**, Lake Forest, CA (US)

See application file for complete search history.

(72) Inventors: **Elliott Schneider**, Foothill Ranch, CA (US); **Wei Hsu**, Fullerton, CA (US)

(56) **References Cited**

(73) Assignee: **Kwikset Corporation**, Lake Forest, CA (US)

U.S. PATENT DOCUMENTS

(**) Term: **14 Years**

D178,660 S * 9/1956 Hillgren D8/302
3,287,054 A * 11/1966 Russell et al. 292/336.3
D351,981 S * 11/1994 Susani et al. D8/302
D501,634 S * 2/2005 Denoual D8/302
D579,302 S * 10/2008 Roberts, III D8/302
D697,385 S * 1/2014 Roberts, III D8/301
2004/0004359 A1 * 1/2004 Wartian 292/336.3

(21) Appl. No.: **29/488,300**

* cited by examiner

(22) Filed: **Apr. 17, 2014**

(51) **LOC (10) Cl.** **08-07**

(52) **U.S. Cl.**

USPC **D8/302**

(58) **Field of Classification Search**

USPC D8/300-302, 307-309, 310, 311, 350,
D8/353, DIG. 10; D23/250, 252;
292/336.3, 347, 357; 74/523, 543;
70/192, 201, 206, 207, 450, 452;
16/110.1, 402, 412, 416, DIG. 30

CPC Y10T 16/44; Y10T 74/20612; Y10T
74/20732; Y10T 16/458; Y10T 16/498;
Y10T 16/469; Y10T 16/476; Y10T 74/20744;
Y10T 74/20864; Y10T 16/4628; Y10T
74/20642; Y10T 16/473; Y10T 74/20762;
Y10T 74/2042; Y10T 74/20828; Y10T
16/459; Y10T 16/4713; Y10T 74/2014;
Y10T 16/50; Y10T 74/20438; Y10T
74/20582; Y10T 74/20738; Y10T 16/48;
Y10T 74/20618; Y10T 74/20684; Y10T
74/20624; Y10T 74/20468; Y10T 16/61;
Y10T 16/4719; Y10T 16/86; Y10S 16/30;
Y10S 292/31; Y10S 292/53; Y10S 16/12;

Primary Examiner — Derrick Holland

Assistant Examiner — Lauren Calve

(74) *Attorney, Agent, or Firm* — Barnes & Thornburg LLP

(57) **CLAIM**

What is claimed is the ornamental design for a handleset, as shown and described.

DESCRIPTION

FIG. 1 is a front perspective view of a handle set of the new design;

FIG. 2 is a front view thereof;

FIG. 3 is a left side view thereof, the right side view being identical;

FIG. 4 is a top view thereof; and,

FIG. 5 is a bottom view thereof.

The broken lines shown represent unclaimed subject matter and form no part of the claimed design.

1 Claim, 4 Drawing Sheets

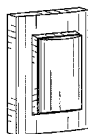


FIG. 1

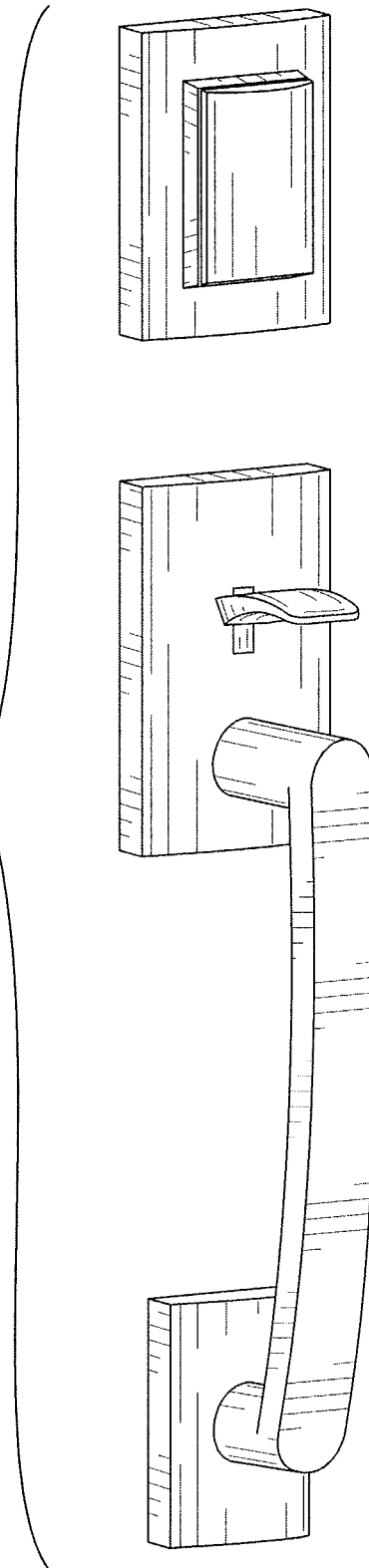


FIG. 2


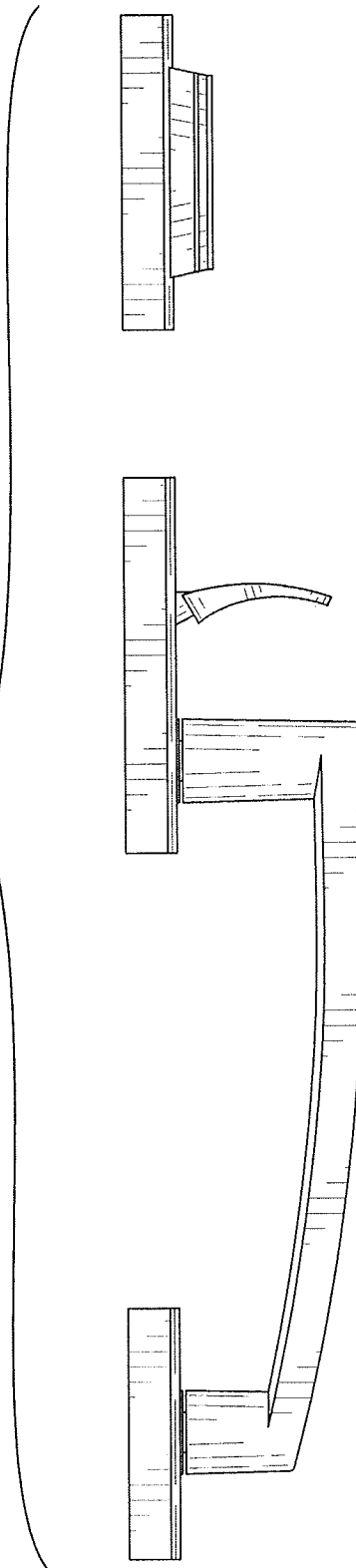


FIG. 3



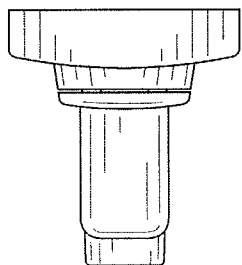


FIG. 4

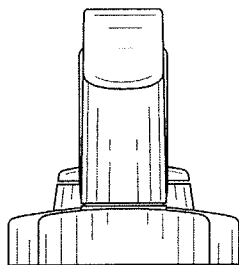


FIG. 5