



US00D397870S

United States Patent [19] De Winter

[11] Patent Number: **Des. 397,870**
[45] Date of Patent: ****Sep. 8, 1998**

[54] **CARRYING CASE**
[75] Inventor: **Koen De Winter**, Beaconfield, Canada
[73] Assignee: **Innovations PI 4 Inc.**, Vaudreuil, Canada
[**] Term: **14 Years**

D. 304,099	10/1989	Bakic	D28/83
D. 326,226	5/1992	Gerhart	D28/78
D. 340,133	10/1993	Hayes-Pankurst	D3/900
D. 346,404	4/1994	Ros	D3/900
D. 352,601	11/1994	Dallaire	D28/78
D. 353,713	12/1994	Kumashiro	D3/900
4,418,805	12/1983	Wolff	190/901
5,394,913	3/1995	Zeza, Jr. et al.	190/901

[21] Appl. No.: **64,872**
[22] Filed: **Jan. 13, 1997**

Primary Examiner—Philip S. Hyder
Attorney, Agent, or Firm—Darby & Darby

[51] **LOC (6) Cl.** **03-01**
[52] **U.S. Cl.** **D3/294; D3/900; D28/83**
[58] **Field of Search** **D3/276, 281, 282, D3/294, 900; D28/78, 79, 80, 81, 82, 83; 190/100, 110, 111, 112, 113, 114, 115**

[57] **CLAIM**
The ornamental design for a carrying case, as shown and described.

[56] **References Cited**
U.S. PATENT DOCUMENTS
D. 153,658 5/1949 Arbib D3/900
D. 155,410 10/1949 Flato D28/83
D. 263,004 2/1982 Gross D28/83
D. 278,276 4/1985 Bakic D28/83
D. 281,827 12/1985 Bakic D28/83
D. 285,177 8/1986 Goetz D28/83
D. 285,414 9/1986 Goetz et al. D28/83
D. 290,297 6/1987 Schemmer D28/83

DESCRIPTION
FIG. 1 is a perspective view of my new design in the open position;
FIG. 2 is a front elevation view thereof in the closed position;
FIG. 3 is a right side elevation view thereof in the closed position, the left side being a mirror image thereof;
FIG. 4 is a rear elevation view thereof in the closed position; and,
FIG. 5 is a top plan view thereof in the closed position, the bottom plan being a mirror image thereof.

1 Claim, 3 Drawing Sheets

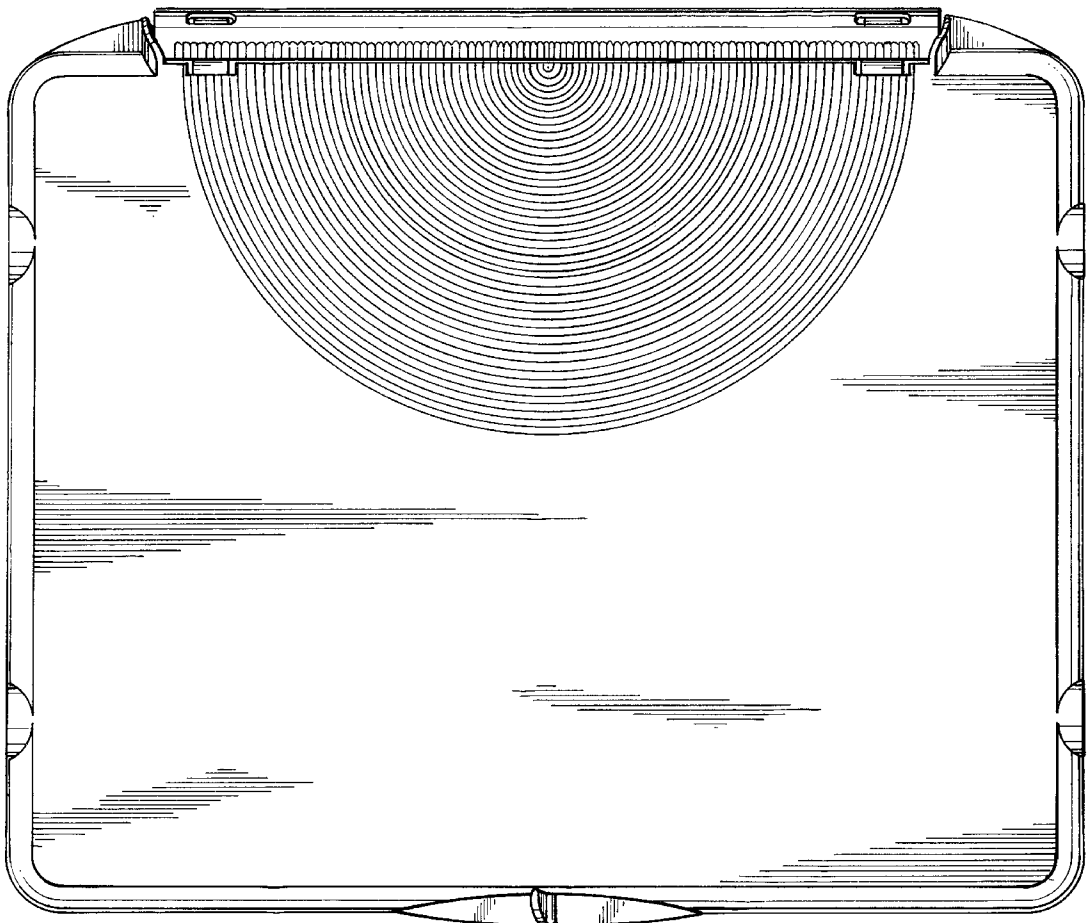


FIG. 1

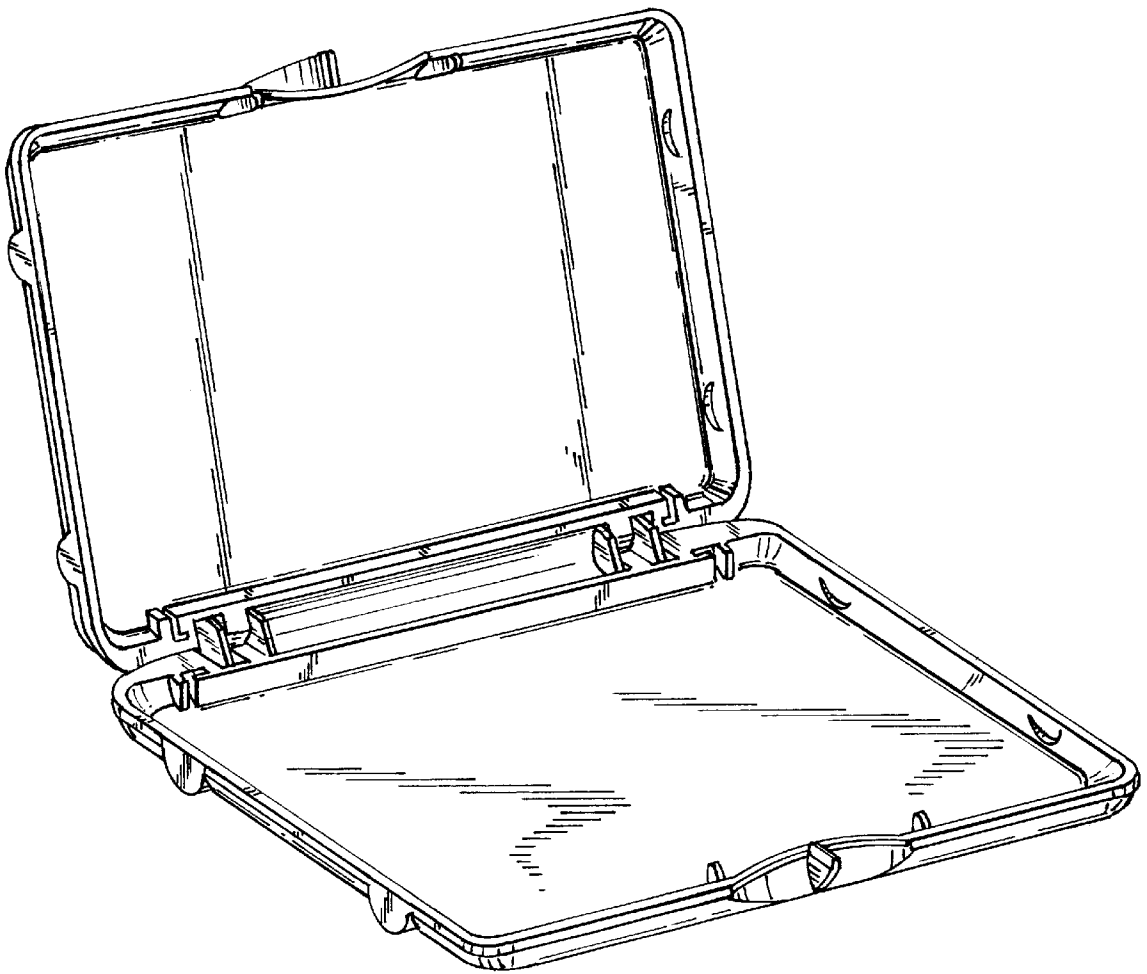


FIG. 2

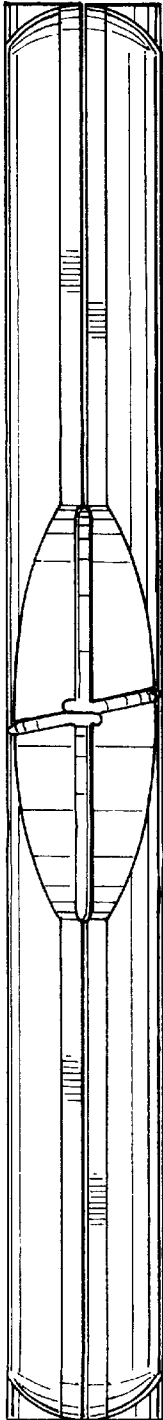


FIG. 3

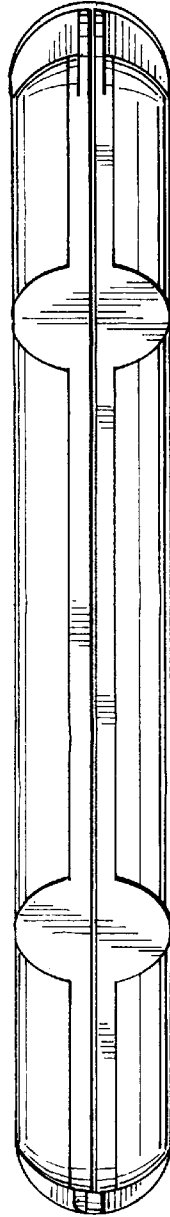
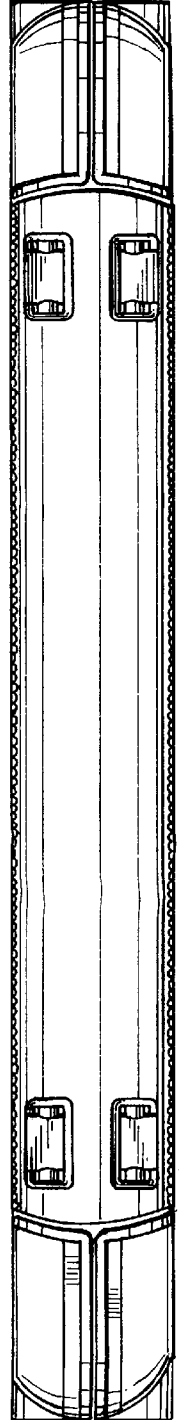


FIG. 4






FIG. 5