



(12) **United States Design Patent**
Kim et al.

(10) **Patent No.:** **US D836,608 S**
(45) **Date of Patent:** **** Dec. 25, 2018**

(54) **SPEAKER**
(71) Applicant: **LG ELECTRONICS INC.**, Seoul (KR)
(72) Inventors: **Sangwook Kim**, Seoul (KR); **Misun Park**, Seoul (KR); **Jeonga Shin**, Seoul (KR); **Kyongtae Han**, Seoul (KR); **Seongyeong Park**, Seoul (KR); **Hiroshi Fujita**, Seoul (KR)
(73) Assignee: **LG ELECTRONICS INC.**, Seoul (KR)
(**) Term: **15 Years**

D696,646 S * 12/2013 Deguchi D14/216
D697,046 S * 1/2014 Hanna D14/204
D716,254 S * 10/2014 O'Brien D14/204
D749,059 S * 2/2016 Hinokio D14/216
D754,099 S * 4/2016 Sung D14/209.1
(Continued)

Primary Examiner — Melanie H Tung
Assistant Examiner — Bao-Yen T Nguyen
(74) *Attorney, Agent, or Firm* — Birch, Stewart, Kolasch & Birch, LLP

(21) Appl. No.: **35/503,303**
(22) Filed: **Jan. 3, 2017**
(80) **Hague Agreement Data**

Int. Filing Date: **Jan. 3, 2017**
Int. Reg. No.: **DM/094161**
Int. Reg. Date: **Jan. 3, 2017**
Int. Reg. Pub. Date: **Jul. 7, 2017**

(30) **Foreign Application Priority Data**

Jul. 5, 2016 (KR) 30-2016-0032796

(51) **LOC (11) Cl.** **14-01**
(52) **U.S. Cl.**
USPC **D14/216**

(58) **Field of Classification Search**
USPC D14/167, 168, 170-172, 188, 194-196, D14/204, 207, 209, 209.1, 210-216, 221, D14/222, 224, 496
CPC ... H04R 9/06; H04R 7/12; H04R 1/02; H04R 5/02; H04M 1/035; H04M 1/03
See application file for complete search history.

(56) **References Cited**

U.S. PATENT DOCUMENTS

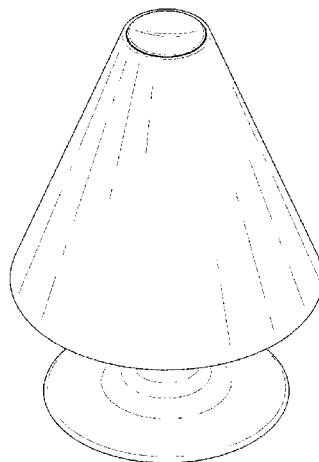
D593,990 S * 6/2009 Xie D14/168
D641,730 S * 7/2011 Oota D14/216

(57) **CLAIM**
The ornamental design for a speaker, as shown and described.

DESCRIPTION

1. Speaker
1.1 : Perspective, showing the upper portion of the speaker in a raised position
1.2 : Front
1.3 : Back
1.4 : Left
1.5 : Right
1.6 : Top
1.7 : Bottom
1.8 : Perspective, showing the upper portion of the speaker in a lowered position
1.9 : Front
1.10 : Back
1.11 : Left
1.12 : Right
1.13 : Top
1.14 : Bottom
The broken lines shown in figures 1.7 and 1.14 depict portions of the speaker that form no part of the claimed design. The surfaces between the two outermost concentric circular solid lines in figures 1.7 and 1.14 and devoid of shading lines form no part of the claimed design.

1 Claim, 10 Drawing Sheets



(56)


References Cited

U.S. PATENT DOCUMENTS

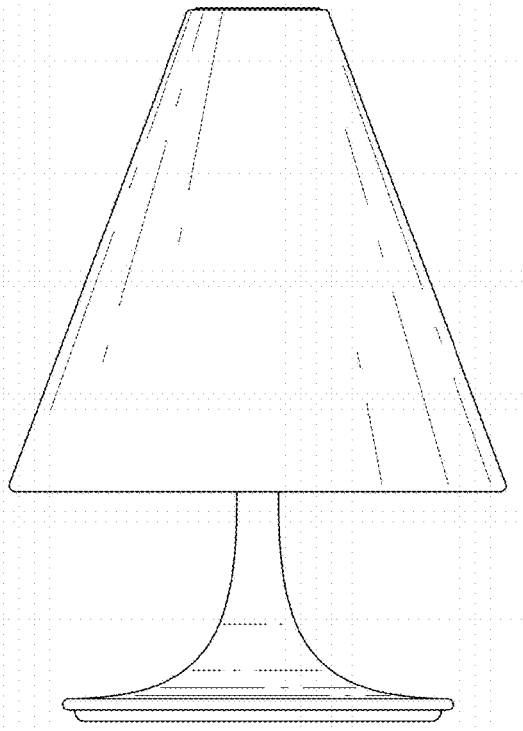
D758,347	S	*	6/2016	Hinokio	D14/215
D761,228	S	*	7/2016	Cho	D14/204
D766,878	S	*	9/2016	Park	D14/216
D768,595	S	*	10/2016	Wise	D14/188
D769,223	S	*	10/2016	Hinokio	D14/215
D773,704	S	*	12/2016	Pardo	D26/41
D774,019	S	*	12/2016	Park	D14/216
D780,160	S	*	2/2017	Hinokio	D14/215
D782,441	S	*	3/2017	Morrison	D14/204
D795,834	S	*	8/2017	Pelland	D14/204
D801,307	S	*	10/2017	Kim	D14/216
D817,923	S	*	5/2018	Hong	D14/211

* cited by examiner

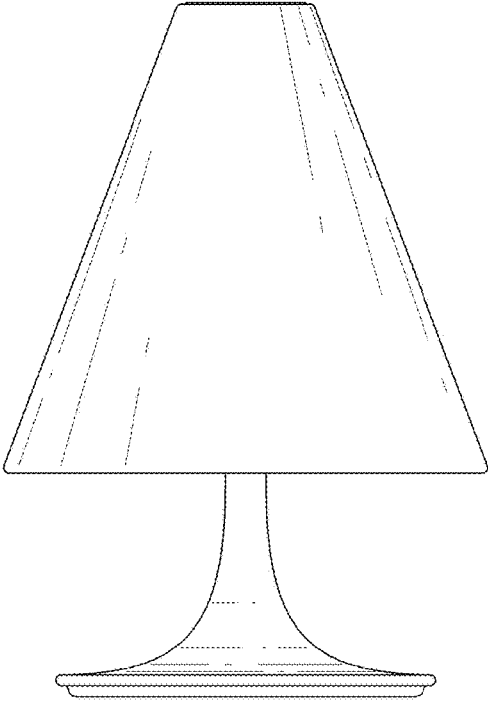
1.1



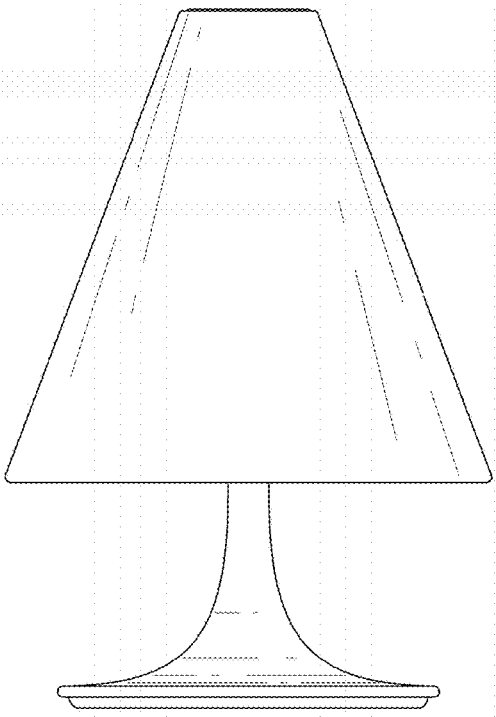
1.2



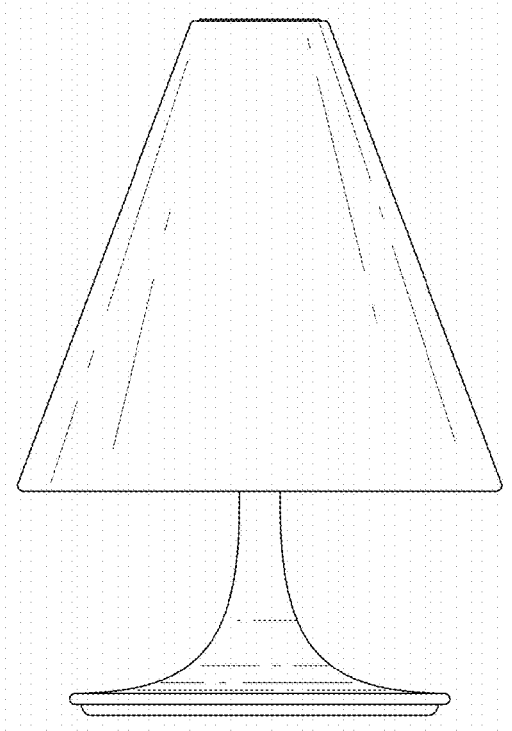
1.3



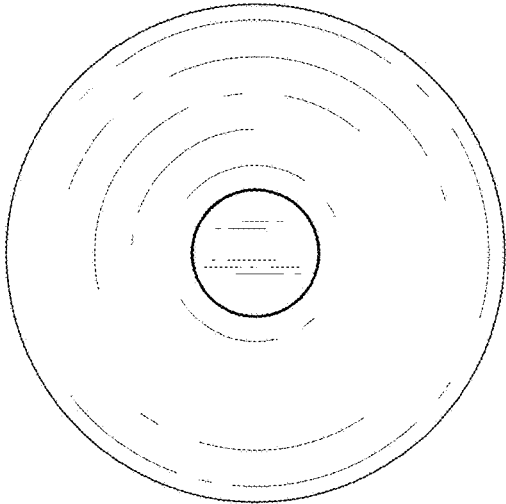
1.4



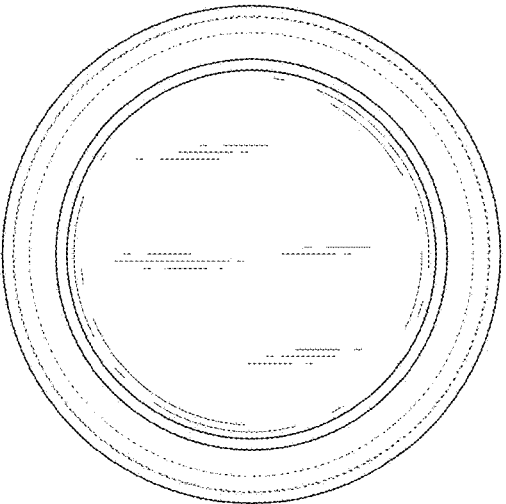
1.5



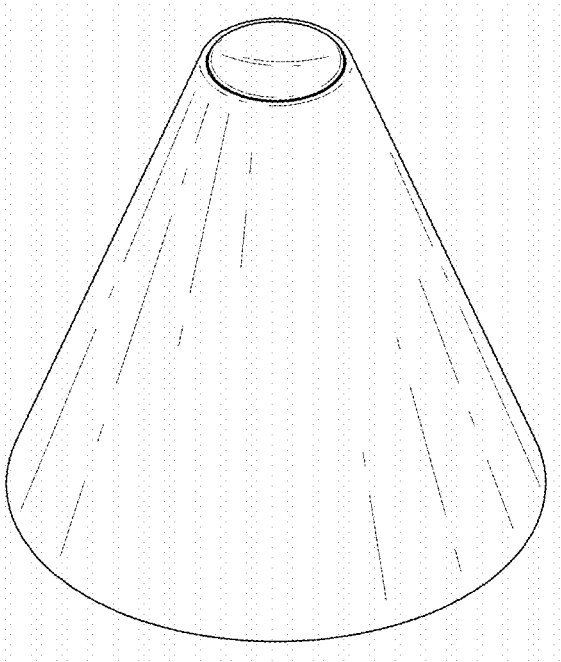
1.6



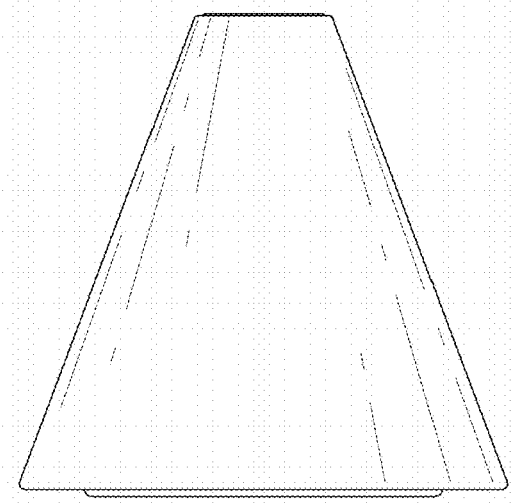
1.7



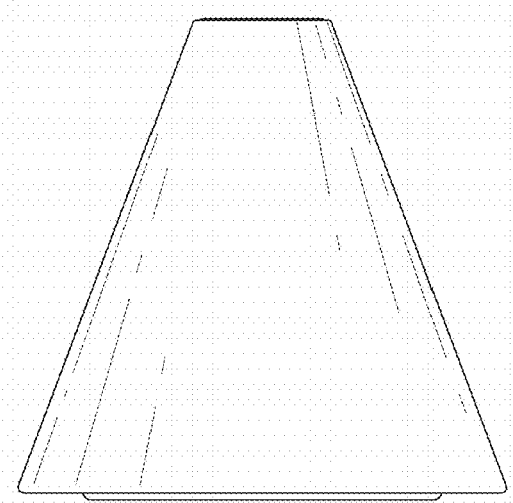
1.8



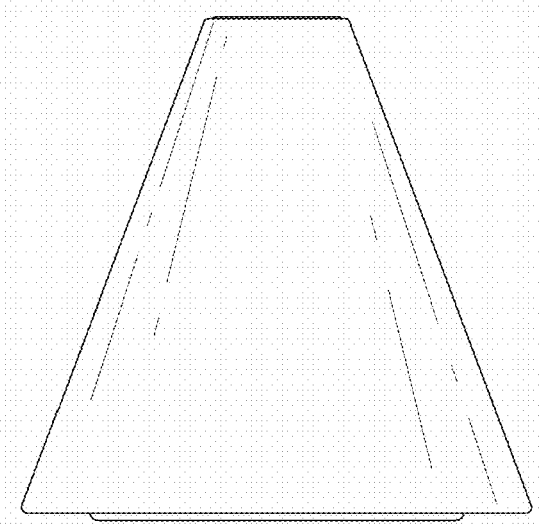
1.9



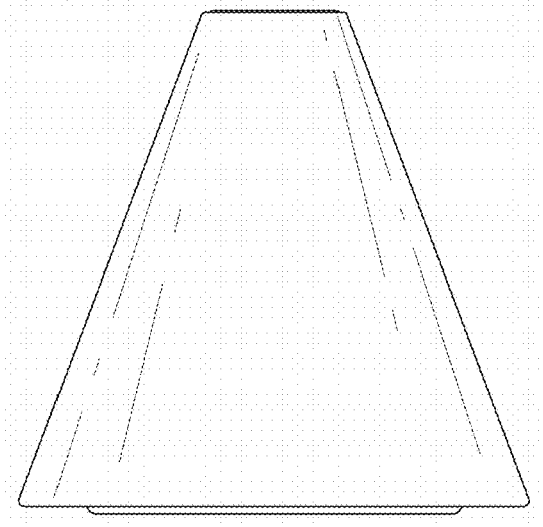
1.10



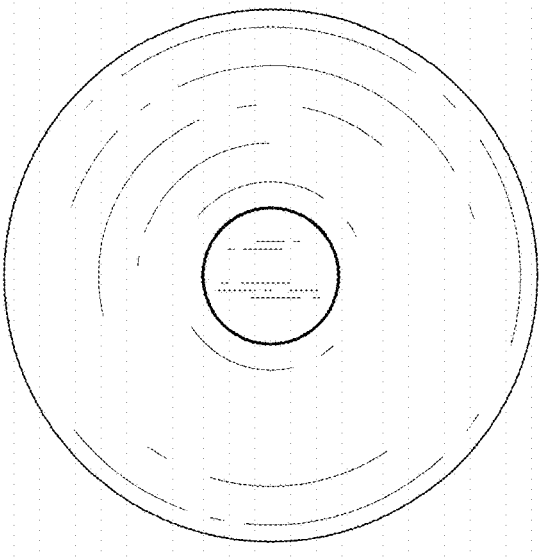
1.11



1.12



1.13



1.14

