



US00D606096S

(12) **United States Design Patent**
Bui

(10) **Patent No.:** **US D606,096 S**

(45) **Date of Patent:** **** Dec. 15, 2009**

(54) **MUSIC PLAYER**

(75) Inventor: **Frank Bui**, Santa Ana, CA (US)

(73) Assignee: **MerchSource, LLC**, Foothill Ranch, CA (US)

(**) Term: **14 Years**

(21) Appl. No.: **29/325,334**

(22) Filed: **Sep. 29, 2008**

(30) **Foreign Application Priority Data**

Jul. 3, 2008 (CN) 2008 3 0052689

(51) **LOC (9) Cl.** **14-03**

(52) **U.S. Cl.** **D14/496**; D14/203.1; D14/168

(58) **Field of Classification Search** D14/496, D14/401, 435, 474, 483, 217, 137, 138, 160, D14/168, 356, 203.1–203.8, 507; 345/156, 345/169, 173–179, 905; 715/727–729, 864; 710/1, 5, 8; 713/1, 600; 455/1.1, 1.7, 73, 455/344–347, 93, 95, 3.01–3.06, 550.1, 573.1; 370/342–344; 369/1, 2, 6–12; 463/43–47; 273/148 B

See application file for complete search history.

(56) **References Cited**

U.S. PATENT DOCUMENTS

D348,483	S	*	7/1994	Chow et al.	D19/62
D350,520	S	*	9/1994	Steinke et al.	D12/180
D369,164	S	*	4/1996	Hsu	D14/510
6,132,281	A	*	10/2000	Klitsner et al.	446/75
D461,469	S	*	8/2002	Wang et al.	D14/497
6,897,368	B2	*	5/2005	Georges	84/609
D509,223	S	*	9/2005	Steele et al.	D14/497
7,303,476	B2	*	12/2007	Blanco	463/43
D568,339	S	*	5/2008	Skurdal	D14/496

7,403,769	B2	*	7/2008	Kopra et al.	455/414.1
D582,428	S	*	12/2008	Lee	D14/496
7,462,793	B2	*	12/2008	Jang	200/310
7,499,270	B2	*	3/2009	Allen	211/8

* cited by examiner

Primary Examiner—Prabhakar Deshmukh

(74) *Attorney, Agent, or Firm*—The Eclipse Group LLP

(57) **CLAIM**

We claim the ornamental design for a music player, as shown and described.

DESCRIPTION

FIG. 1 is a front perspective view of a music player.

FIG. 2 is a rear perspective view of the music player illustrated in FIG. 1.

FIG. 3 is a front elevational view of the music player illustrated in FIG. 1.

FIG. 4 is a rear elevational view of the music player illustrated in FIG. 1.

FIG. 5 is a left side view of the music player illustrated in FIG. 1.

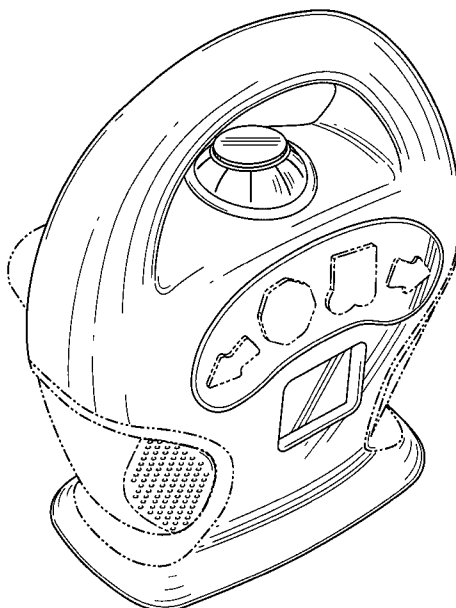
FIG. 6 is a right side view of the music player illustrated in FIG. 1.

FIG. 7 is a top plan view of the music player illustrated in FIG. 1; and,

FIG. 8 is a bottom plan view of the music player illustrated in FIG. 1.

The broken lines showing of various areas of the design are for illustrative purposes only and form no part of the claimed design. The broken lines, which define the bounds of the claimed design, form no part thereof.

1 Claim, 8 Drawing Sheets






Fig. 1

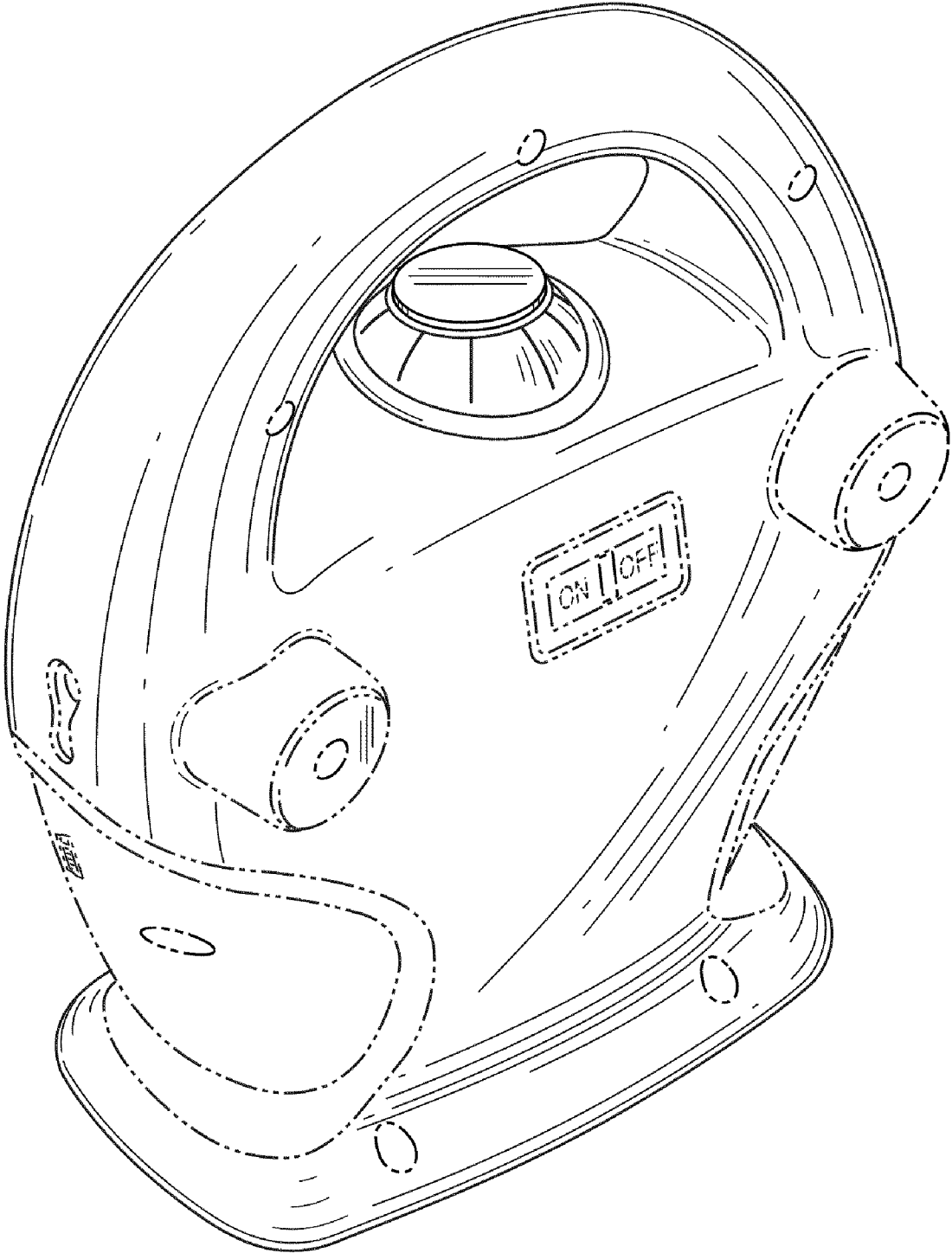


Fig. 2

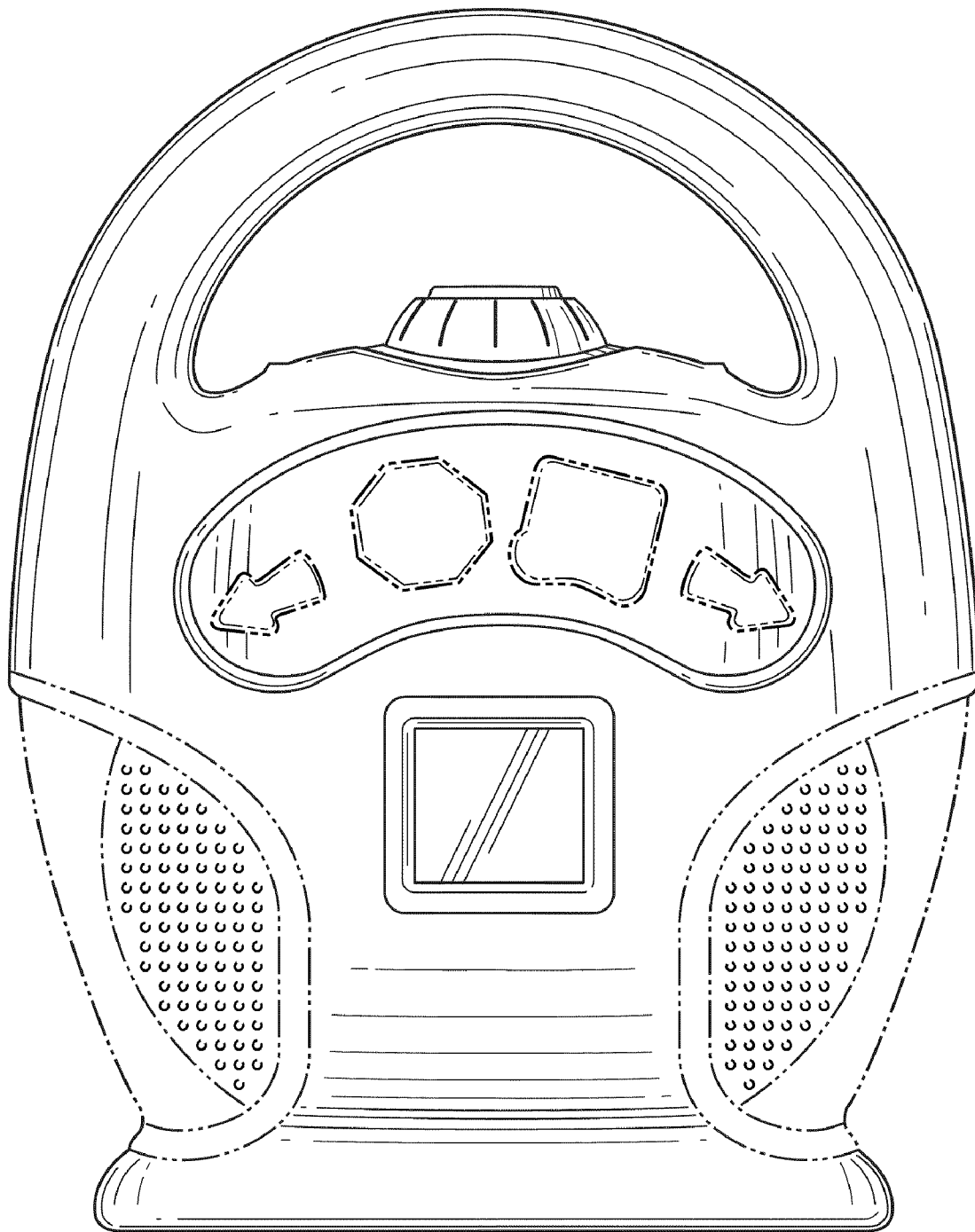


Fig. 3

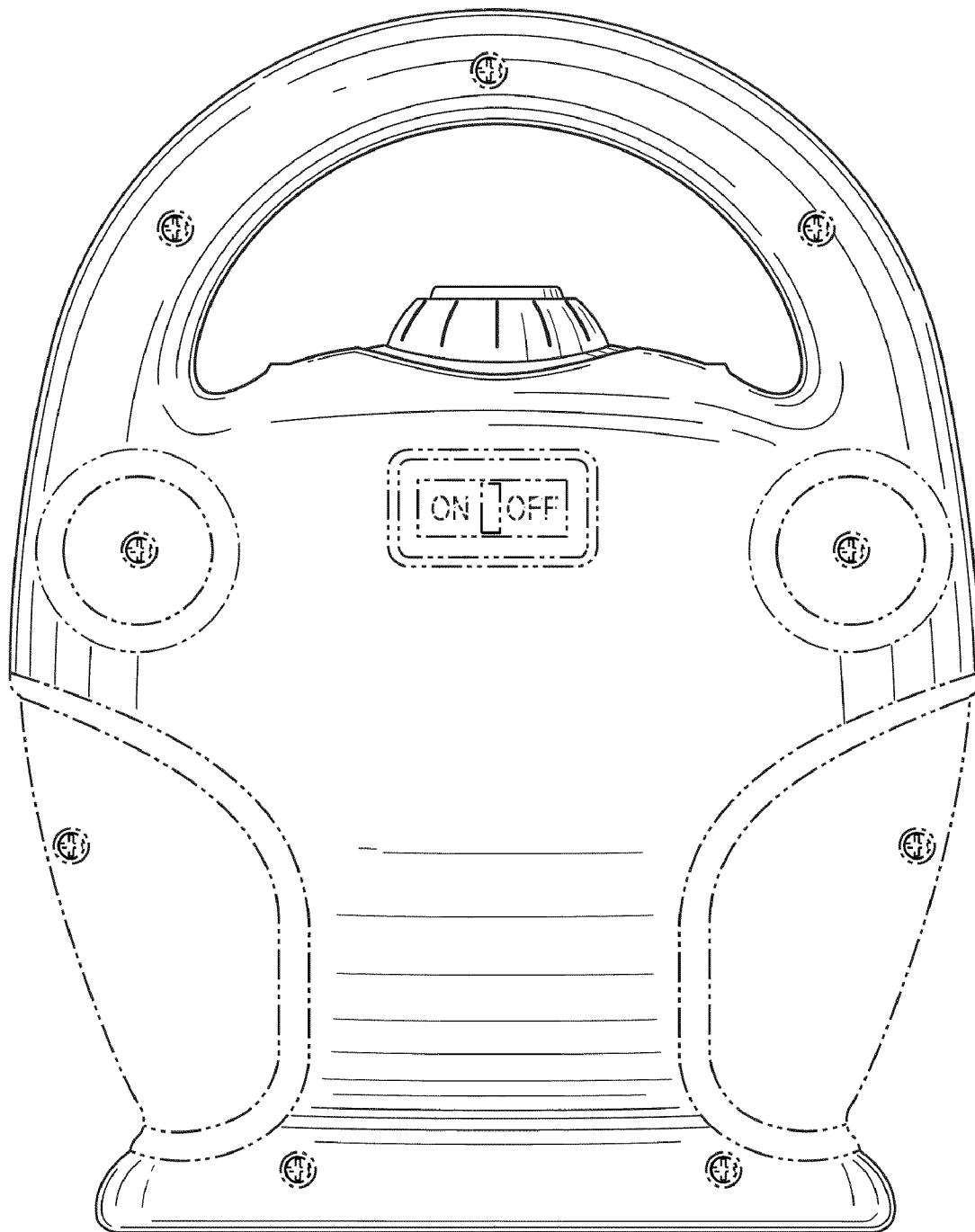


Fig. 4

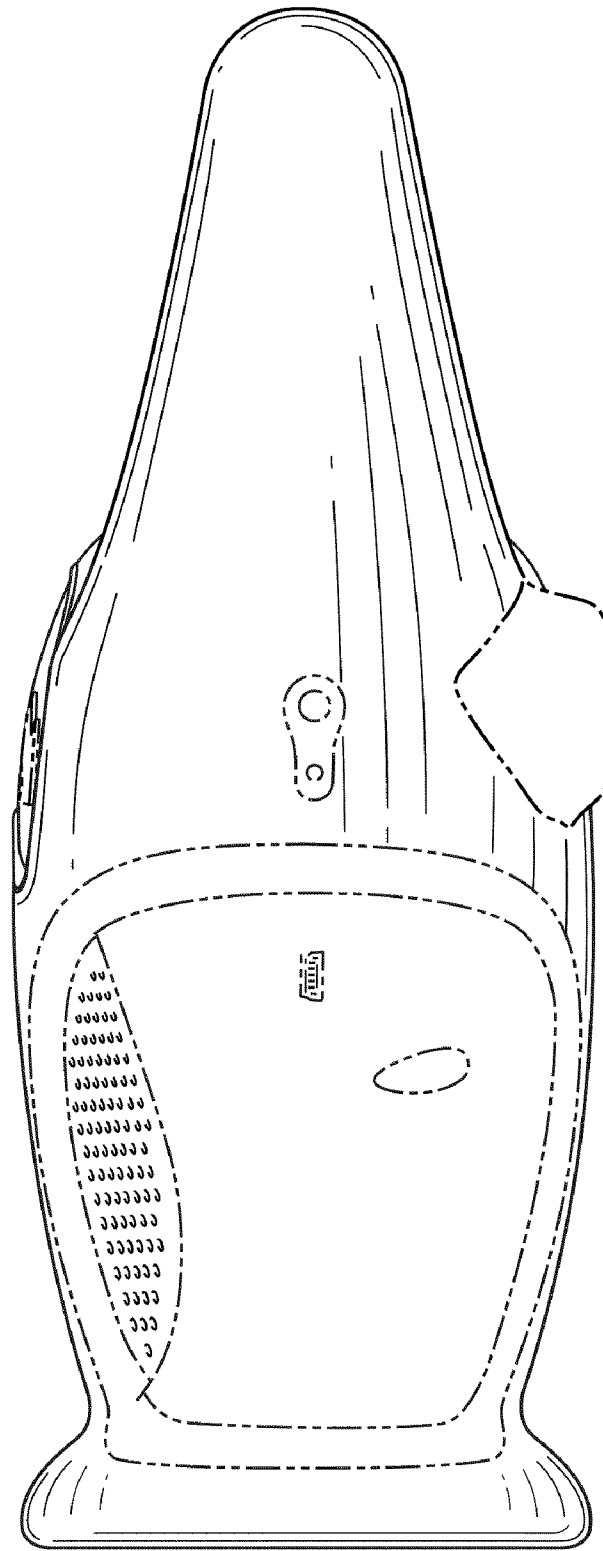


Fig. 5

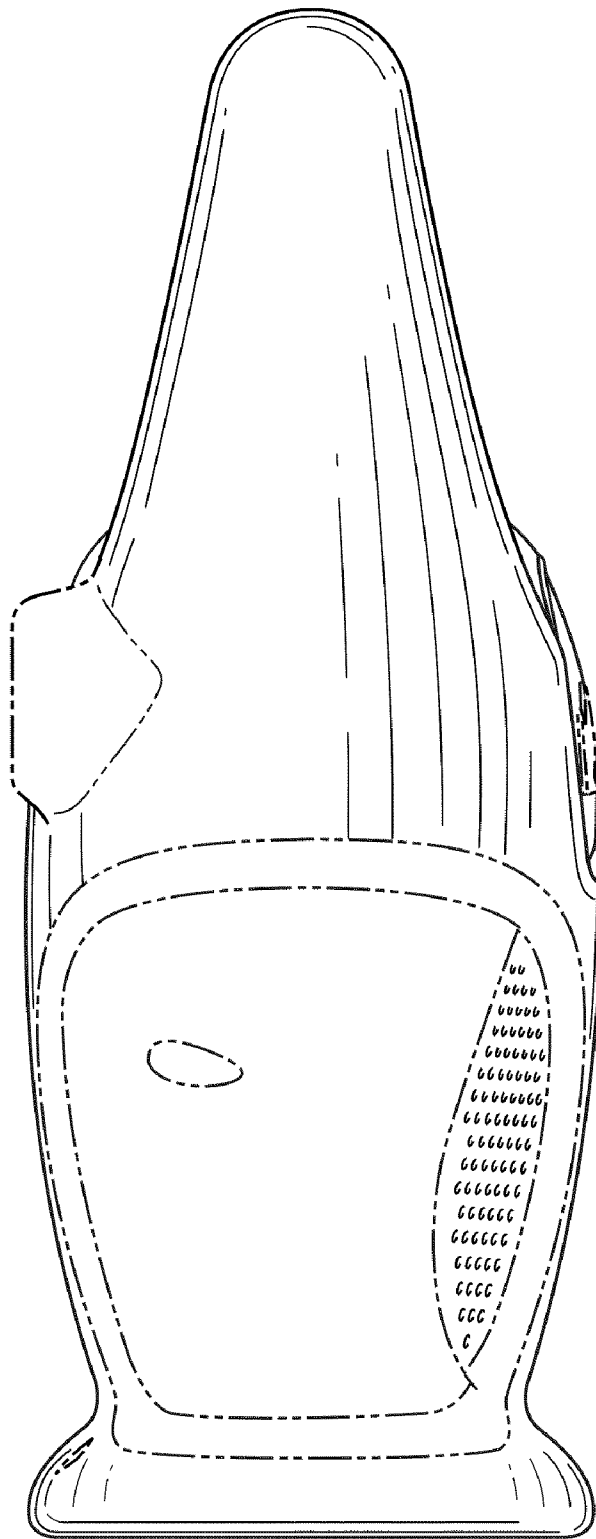


Fig. 6

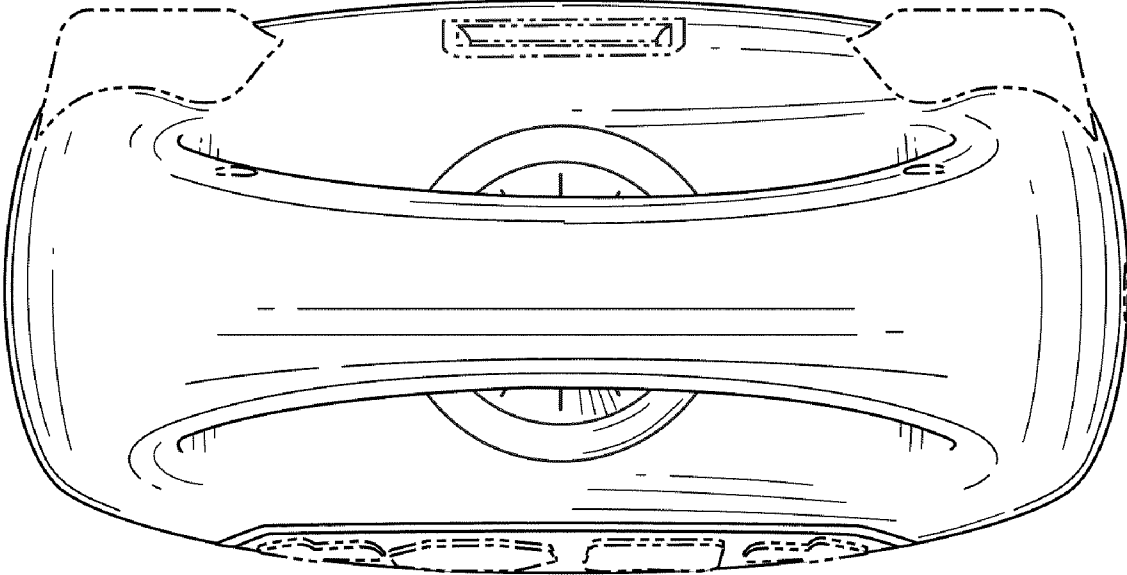


Fig. 7

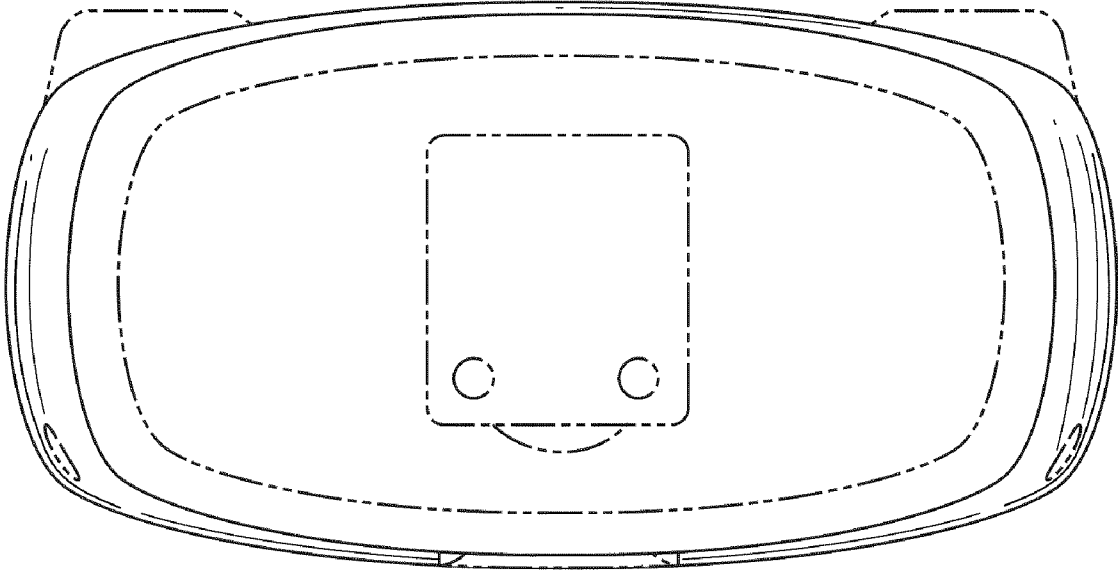


Fig. 8