



US 20090014450A1

(19) **United States**
(12) **Patent Application Publication**
Bjorkholm

(10) **Pub. No.: US 2009/0014450 A1**
(43) **Pub. Date: Jan. 15, 2009**

(54) **SNUFF-BOX LID**

(86) PCT No.: **PCT/SE2004/001200**

(75) Inventor: **Lars Bjorkholm, Hellerup (SE)**

§ 371 (c)(1),
(2), (4) Date: **Sep. 25, 2008**

Publication Classification

Correspondence Address:
HARNESS, DICKEY & PIERCE, P.L.C.
P.O. BOX 8910
RESTON, VA 20195 (US)

(51) **Int. Cl.**
B65D 25/00 (2006.01)
(52) **U.S. Cl.** **220/521**

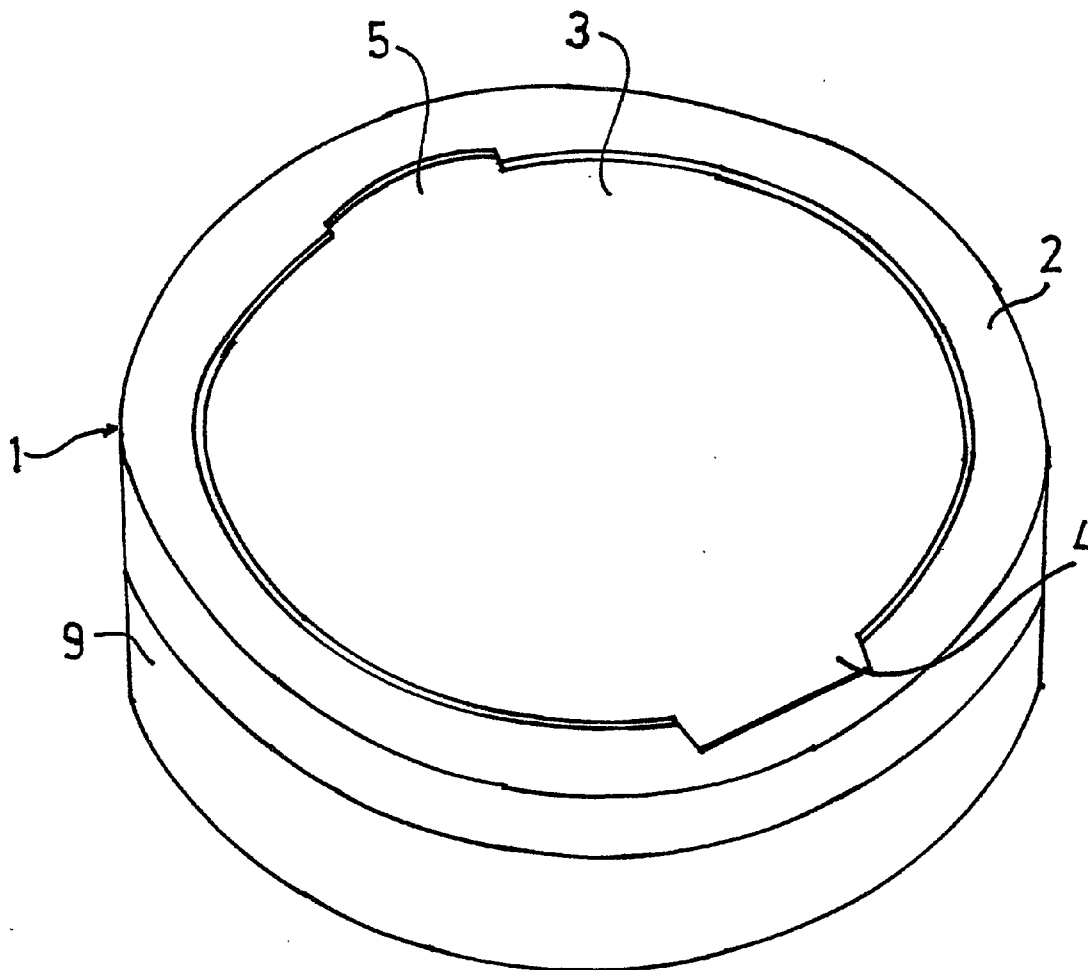
(57) **ABSTRACT**

The present invention relates to a snuff-box lid comprising a bottom lid (2) and a cover lid (3), which together define a first enclosed space (11), which is separated from a second enclosed space (13), the first enclosed space (11) being intended for storing used snuff. The cover lid (3) is moveably secured to the bottom lid (2). In the closed position the cover lid (3) is held against the bottom lid (2) by snap-locking device. In the closed position the cover lid (3) is preferably situated entirely under the upper edge of the bottom lid (2).

(73) Assignee: **GUSTAVUS AB, Stokholm (SE)**

(21) Appl. No.: **10/568,703**

(22) PCT Filed: **Aug. 16, 2004**



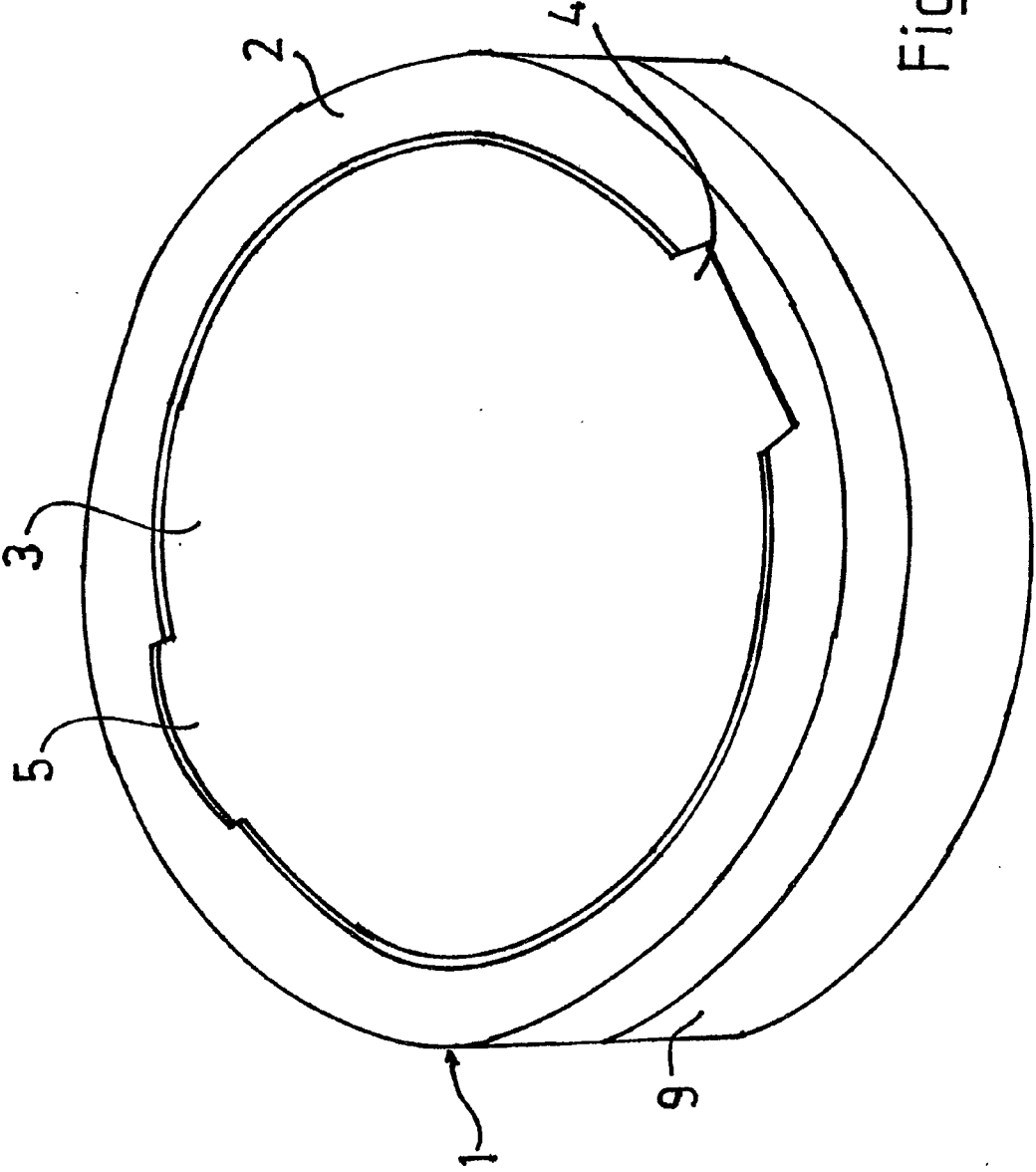


Fig 1

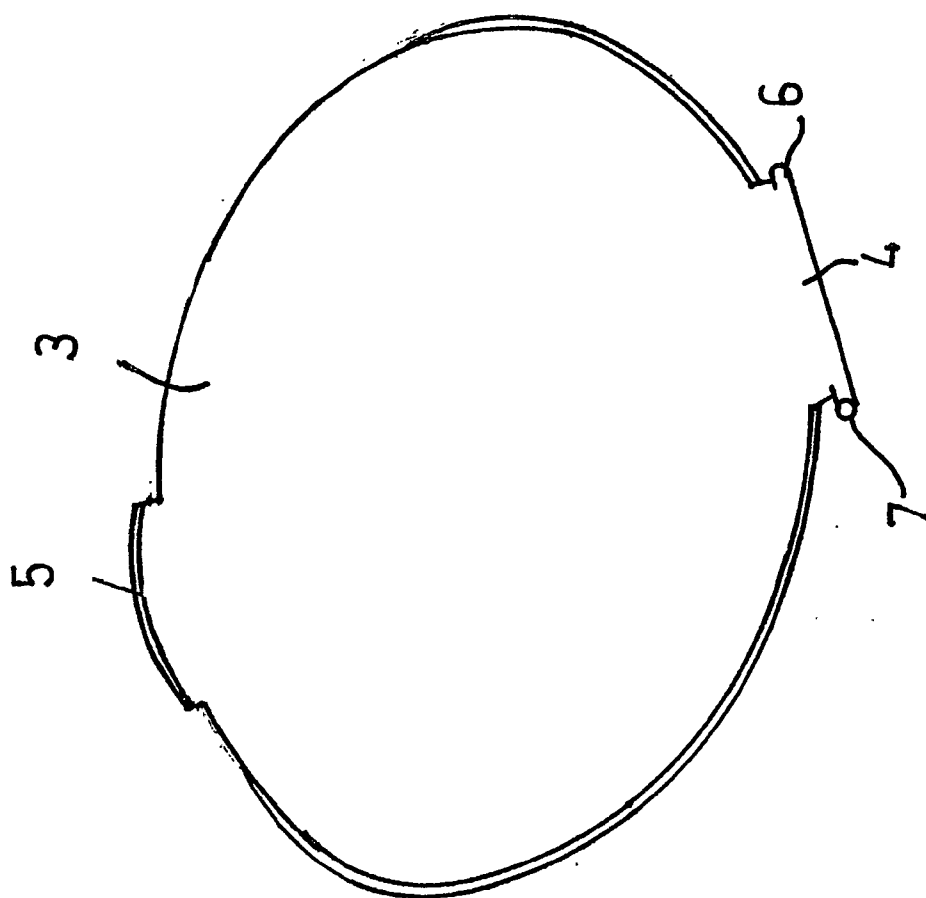


Fig 2

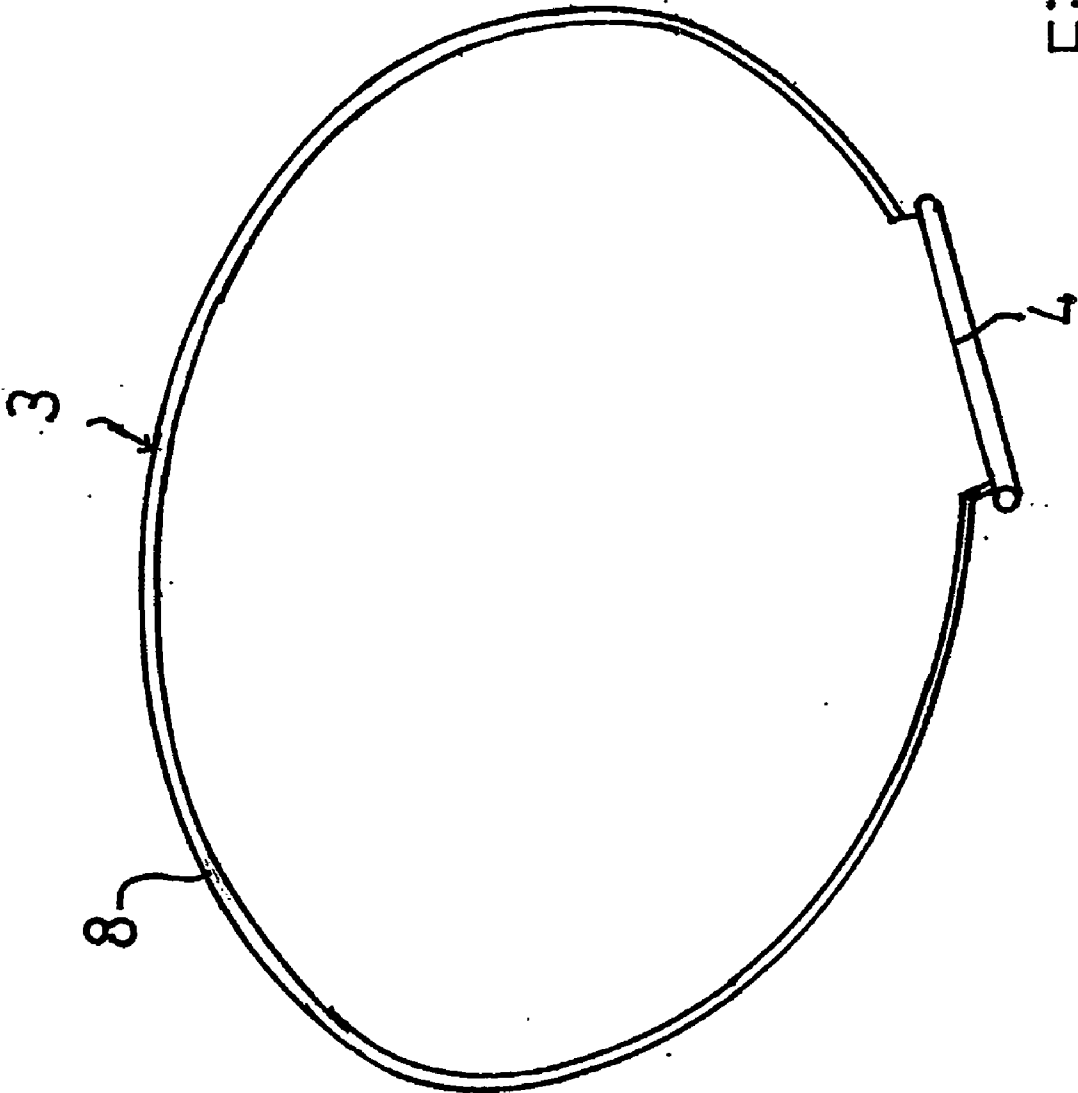
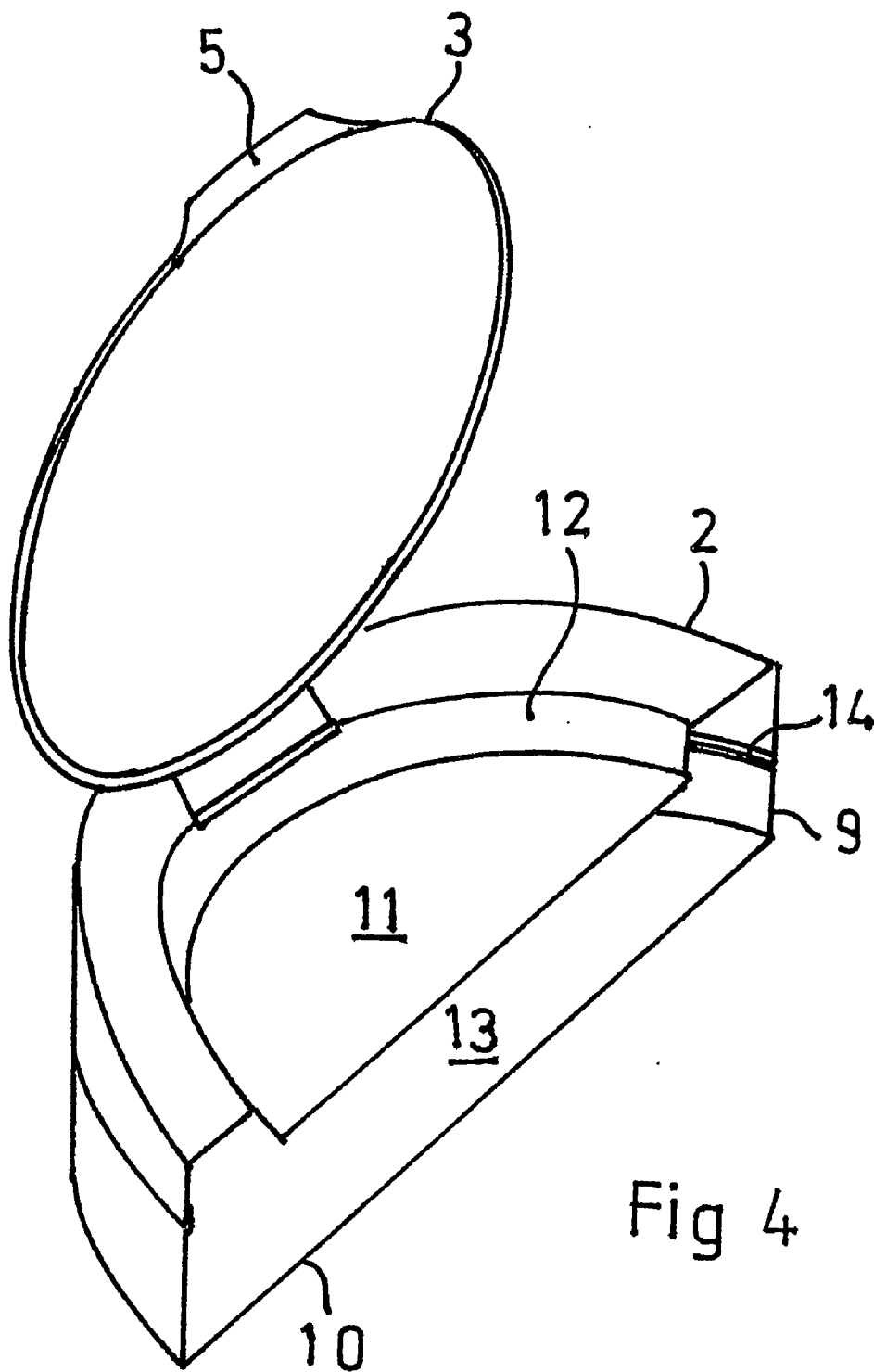


Fig 3



SNUFF-BOX LID

[0001] The present invention relates to a snuff-box lid. The lid according to the invention provides more functions than with a conventional lid, which only has a sealing function.

[0002] Snuff is sold to the consumer in packagings which most commonly consist of circular pots. These are made of plastics and have a lid which may be removed and replaced a number of times. The snuff in the pot may be loose snuff or snuff packed in individual portions. After use, the snuff is discarded, generally in some suitable place such as waste-paper baskets or the like. All too often there is no such suitable place readily available, which may mean that the snuff ends up somewhere that is unsuitable both for hygienic and for aesthetic reasons. It can also cause staining and other nuisances.

[0003] The object of the present invention is to provide a lid which will solve these problems and which will allow used snuff to be at least temporarily stored until it can be suitably disposed of elsewhere. The lid according to the invention has the characteristic features set forth in claim 1. Embodiments of the invention have the characteristic features set forth in the other patent claims.

[0004] The invention will be described in more detail below with reference to the example of a preferred embodiment of the invention which is shown in the drawings attached.

[0005] FIG. 1 shows a snuff-box with lid according to the invention,

[0006] FIG. 2 shows a perspective view from above of a cover lid according to the invention,

[0007] FIG. 3 shows a view of a cover lid according to FIG. 2 from below,

[0008] FIG. 4 shows a perspective and sectional view of a snuff-box with lid according to the invention.

[0009] The snuff-box 1 shown in FIG. 1 comprises a lower part 9, a lower lid or bottom lid 2 and a cover lid 3. The bottom lid 2 and the cover lid 3 between them define an upper space 11, the bottom of which is formed by the greater part of the bottom lid, for which reason this lower lid is referred to as the bottom lid. The cover lid 3 is moveably secured to the bottom lid 2 by a hinged joint 4 and is held fast in the closed position by a snap-fit tab 5, which interacts with a corresponding snap-fit part on the bottom lid 2. All parts are preferably manufactured by the injection moulding of suitable plastic material, bottom lid and cover lid being injection moulded in either one or two suitable plastic material, bottom lid and cover lid being injection moulded in either one or two moulds. The bottom lid forms a tight unit and the hinge function of the cover lid is achieved in that the pins 6, 7 of the hinge part are snapped into corresponding recesses in the bottom lid.

[0010] The lower part of the snuff-box has a bottom 10 and wall 9. Together with the bottom lid these define a lower space 13 intended for the storage of unused snuff. At its centre the bottom lid 2 has a sunken part which is also defined by a side wall 12. This space can be covered by the cover lid 3, forming a defined space 11. This space is intended for storing used snuff. The connection of the bottom lid to the cover lid is preferably designed so that in the closed position this is situ-

ated under the edge of the bottom lid outside the cover lid. This design improves the facility for stacking several pots one on top of another without the risk of the cover lid being pressed in or deformed.

[0011] The bottom lid 2 and the lower part 9, 10 of the snuff-box should close tight against one another in order to prevent the unused snuff from drying. For this purpose the box, after it has been filled with snuff in the lower space 13, may be sealed with a band or label in the form of a strip running all round the snuff-box. It may also be advantageous in terms of appearance and from the point of view of the user to produce the bottom lid and the cover lid in different colours. All parts are designed so that filling of the box, assembly and sealing can be performed on automated machines.

[0012] In order to further improve the sealing of the filled snuff-box and thereby also to ensure the product quality, the box, after filling, may be sealed with foil which is adhesively bonded or welded to the upper edge of the side wall 9 of the bottom container. In a preferred embodiment the foil is bent downwards, leaving the necessary room for the space 11 that is defined by the bottom lid and the cover lid.

[0013] Without departing from the scope of the idea of the invention the embodiment may be modified in various ways which will be apparent to the person skilled in the art.

1. Snuff-box lid having a bottom lid and a cover lid, which together define a first enclosed space, which is separated from a second enclosed space, the first enclosed space being intended for storing used snuff, wherein the cover lid is moveably secured to the bottom lid by a hinged joint with end pins which are snapped into corresponding recesses in the bottom lid.

2. Lid according to claim 1, wherein in the closed position the cover lid is held against the bottom lid by a snap-locking device.

3. Lid according to claim 1, wherein in the closed position the cover lid is situated entirely under the upper edge of the bottom lid.

4. Snuff-box with lid according to claim 1, a sealing foil being adhesively bonded or welded to the upper edge of the side wall of the bottom container, wherein the foil is bent downwards, leaving the necessary room for the space that is defined by the bottom lid and the cover lid.

5. (canceled)

6. Lid according to claim 2, wherein in the closed position the cover lid is situated entirely under the upper edge of the bottom lid.

7. Snuff-box with lid according to claim 2, a sealing foil being adhesively bonded or welded to the upper edge of the side wall of the bottom container, wherein the foil is bent downwards, leaving the necessary room for the space that is defined by the bottom lid and the cover lid.

8. Snuff-box with lid according to claim 3, a sealing foil being adhesively bonded or welded to the upper edge of the side wall of the bottom container, wherein the foil is bent downwards, leaving the necessary room for the space that is defined by the bottom lid and the cover lid.

* * * * *