

- [54] **KNEE BRACE**
- [75] Inventor: **George R. Gauvry**, Hainesport, N.J.
- [73] Assignee: **Cho-Pat, Inc.**, Hainesport, N.J.
- [**] Term: **14 Years**
- [21] Appl. No.: **170,710**
- [22] Filed: **Jul. 21, 1980**
- [51] Int. Cl. **D24-04**
- [52] U.S. Cl. **D24/64; D24/49**
- [58] Field of Search **D24/64, 49; 128/80 C, 128/165, 75, 76 R, 78, DIG. 15; D2/389; 2/44, 24**

D. 255,717	7/1980	Levine	D24/64
3,877,426	4/1975	Nirschl	128/DIG. 15 X
4,090,504	5/1978	Nathan	128/DIG. 15 X
4,116,236	9/1978	Albert	128/80 C
4,250,578	2/1981	Barlow	128/80 C X

Primary Examiner—Bernard Ansher
Attorney, Agent, or Firm—Duffield & Lehrer

[57] **CLAIM**

The ornamental design for a knee brace, substantially as shown and described.

DESCRIPTION

FIG. 1 is a perspective view of a knee brace in its closed form as it would be worn showing our new design;
 FIG. 2 is a front elevational view thereof in its open condition;
 FIG. 3 is a rear elevational view thereof;
 FIG. 4 is a top plan view thereof, and
 FIG. 5 is an elevational end view thereof.

[56] **References Cited**
U.S. PATENT DOCUMENTS

D. 208,124	7/1967	Meyer	D24/49
D. 251,682	4/1979	Levine	D24/49 X


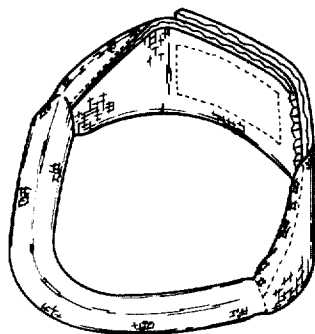


Fig. 1

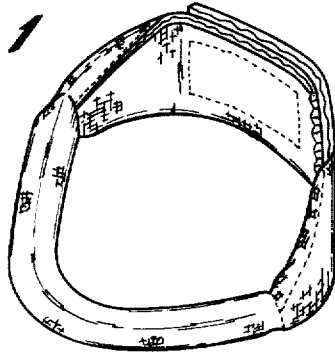


Fig. 5



Fig. 2

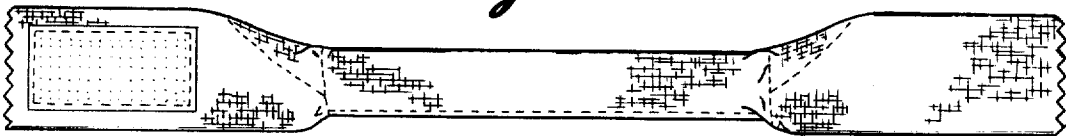


Fig. 3




Fig. 4

