



(12) **United States Design Patent**  
**Deng et al.**

(10) **Patent No.:** **US D931,070 S**  
(45) **Date of Patent:** **\*\* Sep. 21, 2021**

- (54) **HEAT GUN**
- (71) Applicant: **Aukey Technology Co., Ltd**, Shenzhen (CN)
- (72) Inventors: **Wangqiang Deng**, Shenzhen (CN); **Huiyue Ze**, Shenzhen (CN)
- (73) Assignee: **AUKEY TECHNOLOGY CO., LTD**, Shenzhen (CN)
- (\*\*) Term: **15 Years**
- (21) Appl. No.: **29/719,855**
- (22) Filed: **Jan. 8, 2020**

D839,069	S	*	1/2019	Koeniger	.....	D8/68
D846,963	S	*	4/2019	van der Rest	.....	D8/68
D868,554	S	*	12/2019	Shimazu	.....	D8/29.1
D871,871	S	*	1/2020	Yang	.....	D8/29.1
D882,365	S	*	4/2020	Xu	.....	D8/68
D913,064	S	*	3/2021	Kachar	.....	D8/29.1
2011/0239483	A1	*	10/2011	Rotondi	.....	F24H 9/0063 34/487

(30) **Foreign Application Priority Data**

Sep. 27, 2019 (EM) ..... 006939633

- (51) **LOC (13) Cl.** ..... **08-05**
- (52) **U.S. Cl.**  
USPC ..... **D8/29.1**
- (58) **Field of Classification Search**  
USPC ..... D8/29.1-29.2, 30, 61, 67-68; D28/13;  
D15/144; D23/225, 231, 232  
CPC ..... A45D 20/08; A45D 20/10; F24H 3/00;  
F24H 3/0423; F16M 13/00; F04B 53/00;  
F04B 35/06; F04B 33/005; F04B 17/06;  
F04D 25/0673  
See application file for complete search history.

(56) **References Cited**

**U.S. PATENT DOCUMENTS**

D481,277	S	*	10/2003	Waldron	.....	D8/29.1
D516,883	S	*	3/2006	Popov	.....	D8/29.1
D639,129	S	*	6/2011	Van Wambeke	.....	D8/29.1
D641,220	S	*	7/2011	Shi	.....	D8/29.1
D679,561	S	*	4/2013	Price	.....	D8/29.1
D742,708	S	*	11/2015	Howell	.....	D8/29.1
D779,903	S	*	2/2017	Koeniger	.....	D8/68
D803,649	S	*	11/2017	van der Rest	.....	D8/68
D829,519	S	*	10/2018	Teraoka	.....	D8/29.1

**OTHER PUBLICATIONS**

TECCPO, 1500W Professional Electric Hot Air Gun Variable Temperature Control, (first available 003/04/2019), Amazon.com website, URL:<<https://www.amazon.com/Professional-Electric-Temperatures-122%E2%84%89-1112%E2%84%89-Attachments/dp/B08ZXMJ5GY>> (Year: 2019).\*

\* cited by examiner

*Primary Examiner* — Calvin E Vansant  
*Assistant Examiner* — Mark T. Philipps

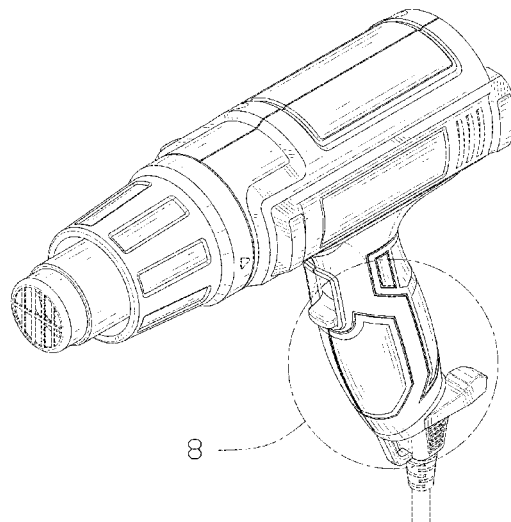
(57) **CLAIM**

The ornamental design for a heat gun, as shown and described.

**DESCRIPTION**

FIG. 1 is a front, right, and top perspective view of a heat gun showing our new design;  
FIG. 2 is a front elevational view thereof;  
FIG. 3 is a rear elevational view thereof;  
FIG. 4 is a left side view thereof;  
FIG. 5 is a right side view thereof;  
FIG. 6 is a top plan view thereof;  
FIG. 7 is a bottom plan view thereof; and,  
FIG. 8 is an enlarged view of the portion 8 in FIG. 1.  
The broken lines in the drawings illustrate the portions of the heat gun which form no part of the claimed design.  
The long dash short dash broken lines define the boundary of the enlargement area on FIG. 8 taken from FIG. 1 and form no part of the claimed design.

**1 Claim, 8 Drawing Sheets**



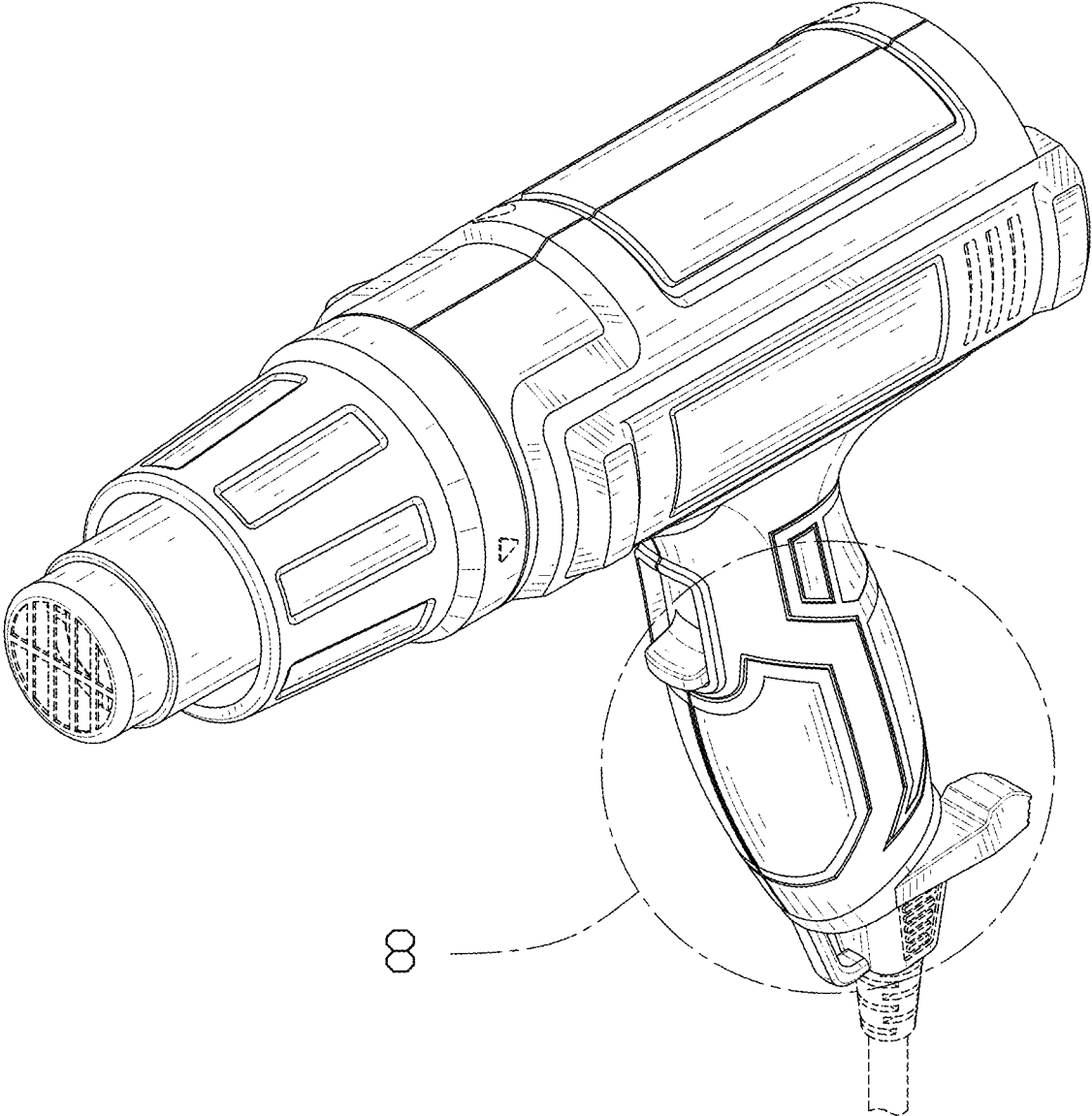


FIG. 1

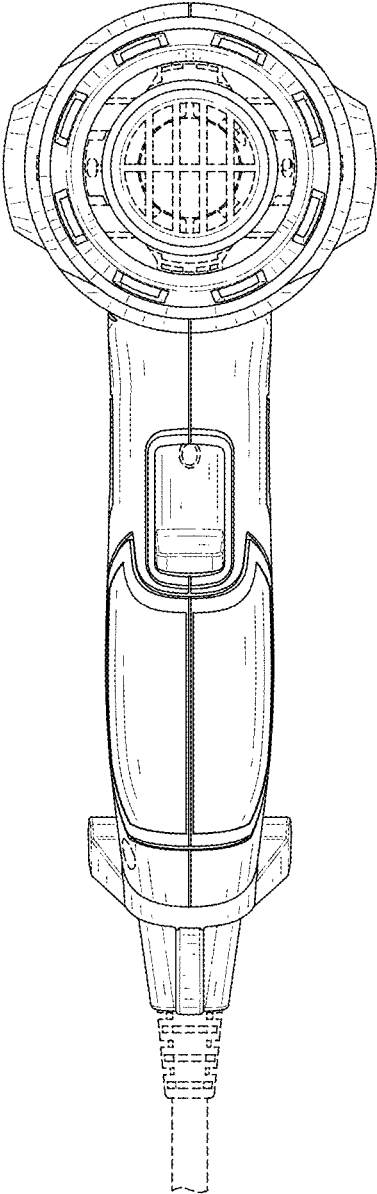


FIG. 2

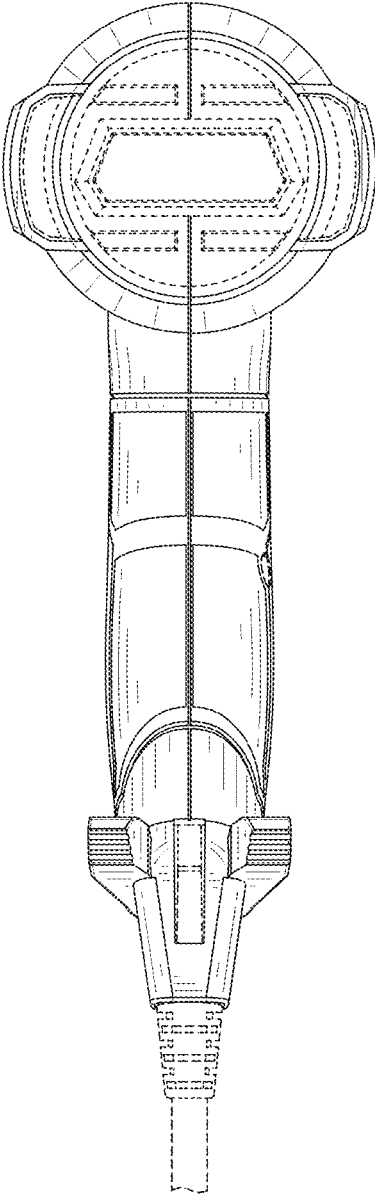


FIG. 3

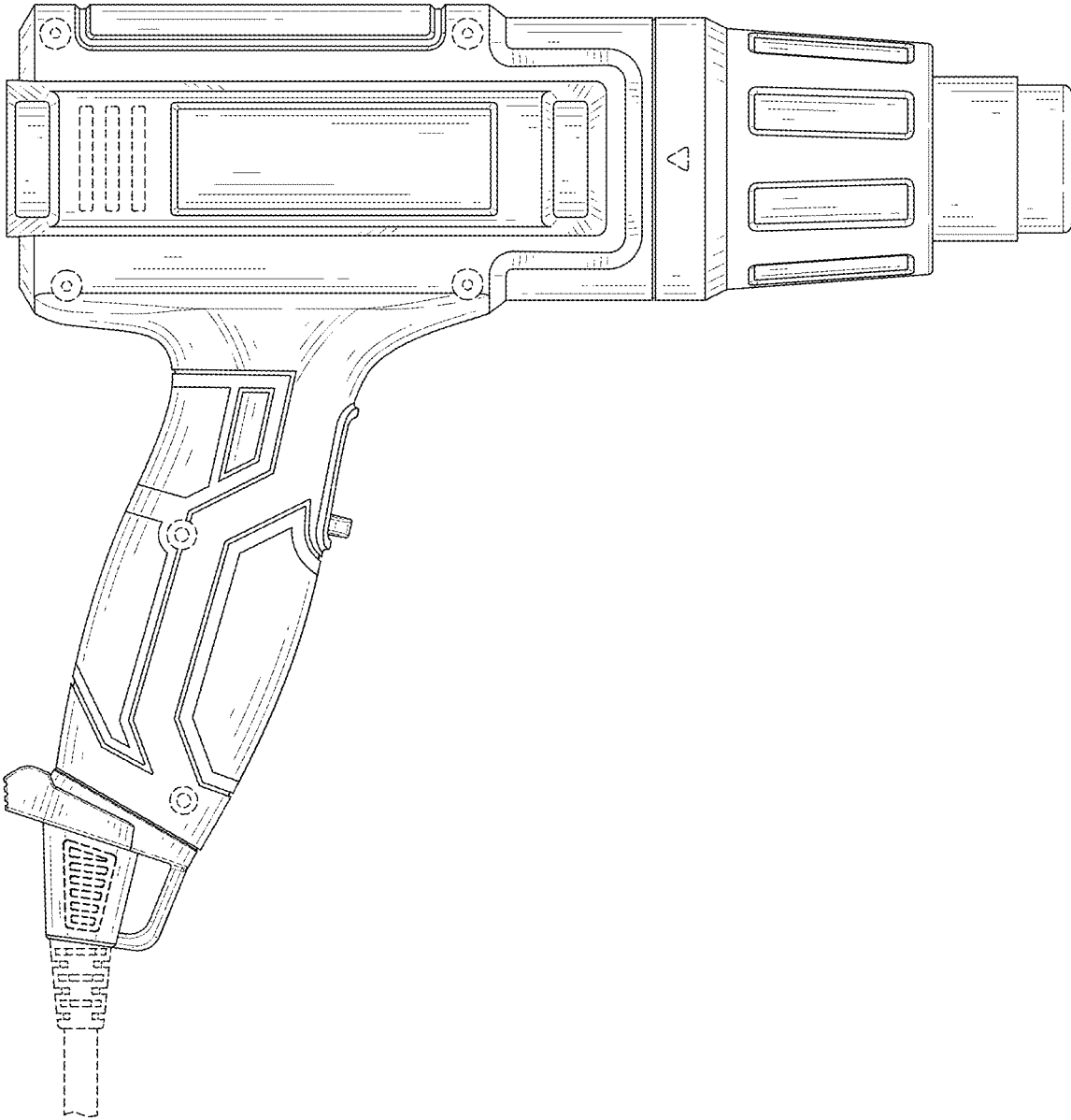


FIG. 4




FIG. 5

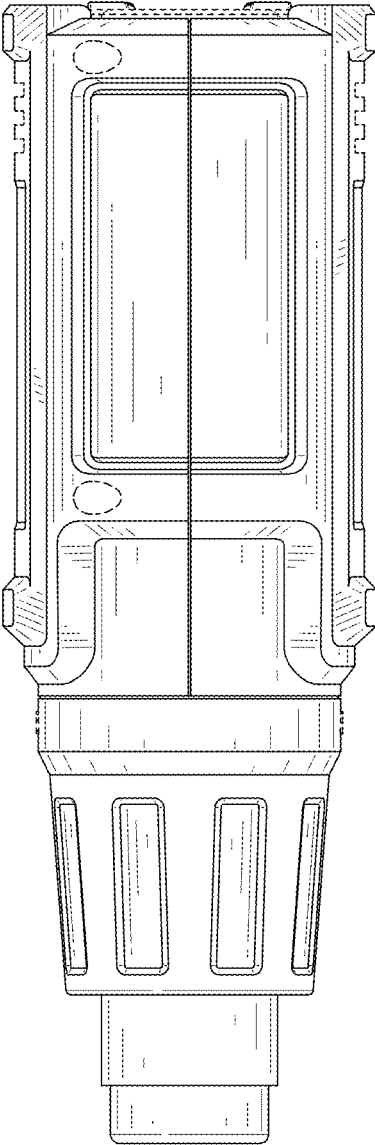


FIG. 6

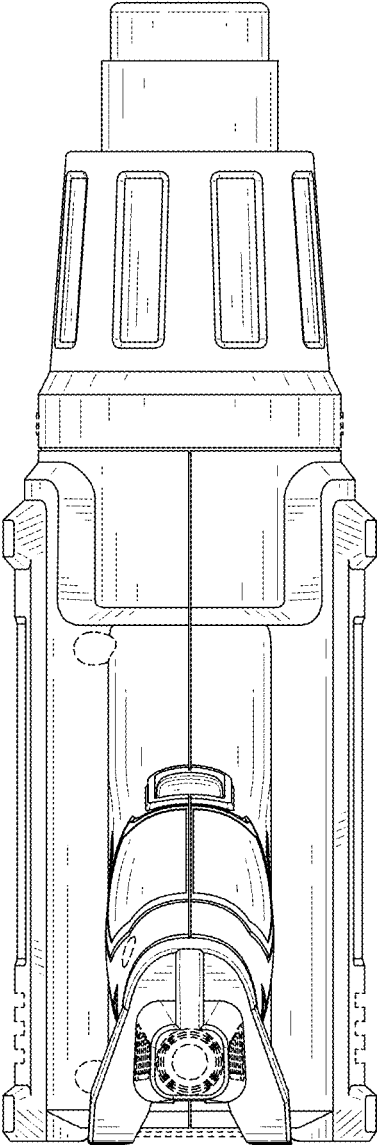


FIG. 7



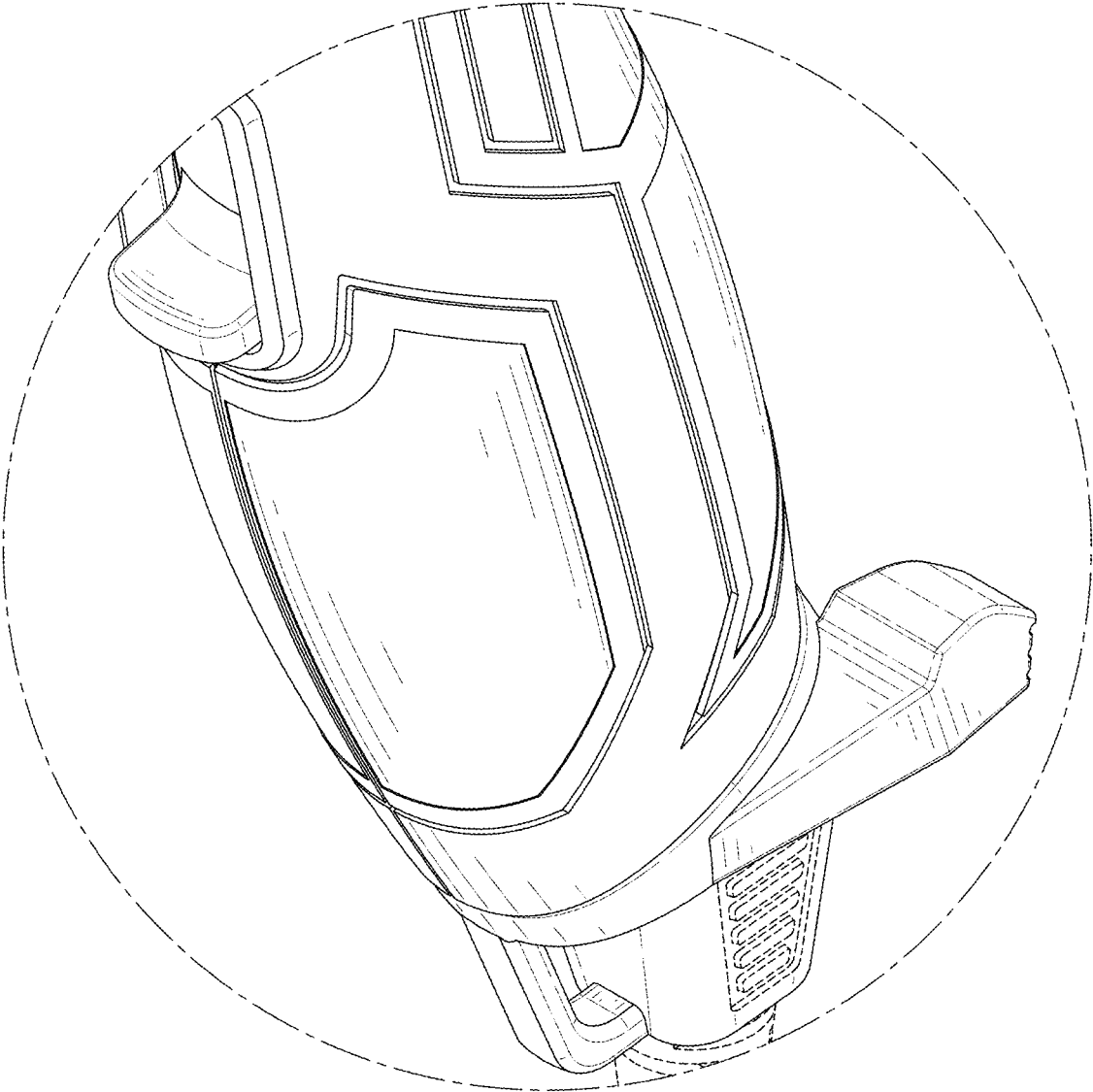


FIG. 8