



US00D450583B1

(12) **United States Design Patent** (10) **Patent No.:** **US D450,583 S**
Freed (45) **Date of Patent:** **** Nov. 20, 2001**

(54) **DRINK THROUGH LID**
(75) Inventor: **Robert Freed**, Kenmore, WA (US)
(73) Assignee: **Pacific Market, Inc.**, Seattle, WA (US)
(**) Term: **14 Years**
(21) Appl. No.: **29/121,292**
(22) Filed: **Apr. 4, 2000**
(51) **LOC (7) Cl.** **09-07**
(52) **U.S. Cl.** **D9/447; D7/392.1**
(58) **Field of Search** D7/392.1, 396.2,
D7/510, 511; D9/434, 435, 436, 444, 445,
447, 450, 454; 215/200, 307, 316, 317,
387; 220/253, 675, 703, 715, 737; 222/548,
549

Oggi Corporation, Travelmaster, The Gourmet Retailer, Apr. 1995, p. 167, USA.
Trudeau, Filter Press, Press 'n Pour, Saturn Rings, Pyramid, Pump Thermal Carafe, catalog, USA.
Pacific Market, Inc., (design sold at least as early as 1996).
Pacific Market, Inc., (design sold at least as early as Sep. 1996).
Pacific Market, Inc., (design sold at least as early as 1994).
Pacific Market, Inc., (design sold at least as early as Jan. 1999).

Primary Examiner—Robert M. Spear
(74) *Attorney, Agent, or Firm*—Richardson & Folise

- (56) **References Cited**
- U.S. PATENT DOCUMENTS
- | | | |
|------------|---------|------------------|
| D. 312,785 | 12/1990 | Tucker . |
| D. 353,973 | 1/1995 | Adado . |
| D. 356,034 | 3/1995 | Sugrue . |
| D. 386,644 | 11/1997 | Orrico et al. . |
| D. 387,619 | 12/1997 | Gross et al. . |
| D. 398,187 | 9/1998 | Parker . |
| D. 399,392 | 10/1998 | Husted . |
| 1,903,632 | 4/1933 | Oliver . |
| 3,366,272 | 1/1968 | Ballman . |
| 4,083,467 | 4/1978 | Mullins et al. . |
| 4,099,642 | 7/1978 | Nergard . |
| 4,624,384 | 11/1986 | Ko . |
- OTHER PUBLICATIONS

The Thermos Company, Travel Mug JMD 500, magazine, USA.
Contemporary Classics, Mobile Mug, catalog, USA.

(57) **CLAIM**
The ornamental design for a drink through lid, as shown and described.

DESCRIPTION

FIG. 1 is a top left isometric view of the design in use with an exemplary beverage container which is not a part of the design wherein the area within the dashed lines forms no part of the claimed design.

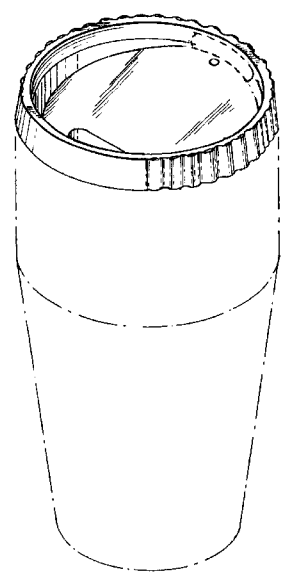
FIG. 2 is a top plan view of the design wherein the area within the dashed lines forms no part of the claimed design.

FIG. 3 is a front elevational view of the design.

FIG. 4 is a right side elevational view of the design, the left side view being a mirror image thereof; and,

FIG. 5 is a rear elevational view of the design.

1 Claim, 2 Drawing Sheets



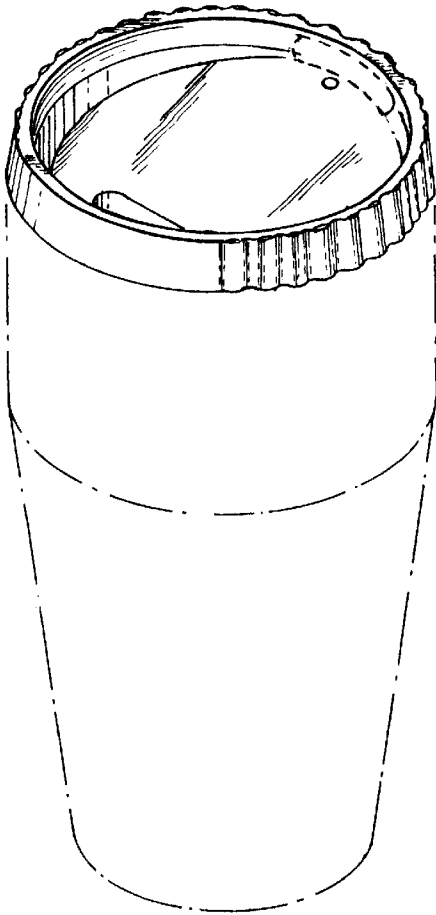


FIG. 1

FIG. 3

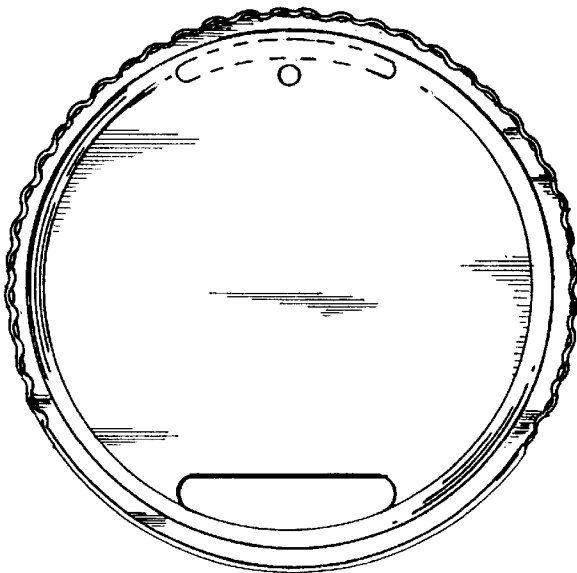


FIG. 2

FIG. 4



FIG. 5