



US00D721976S

(12) **United States Design Patent**
Cornelius et al.

(10) **Patent No.:** **US D721,976 S**

(45) **Date of Patent:** **** Feb. 3, 2015**

(54) **CONTAINER**

(71) Applicant: **Roche Diagnostics Operations, Inc.**,
Indianapolis, IN (US)

(72) Inventors: **Matthias Cornelius**, Buerstadt (DE);
Thomas Grossman, Ludwigsstadt (DE);
Stephanie Mildenberger, Oestringen
(DE); **Stephan Sattler**, Starnberg (DE);
Gottfried Senftner, Lampertheim (DE);
Markus Winkenbach, Buerstadt (DE)

(73) Assignee: **Roche Diagnostics Operations, Inc.**,
Indianapolis, IN (US)

(**) Term: **14 Years**

(21) Appl. No.: **29/460,234**

(22) Filed: **Jul. 9, 2013**

(30) **Foreign Application Priority Data**

Jan. 24, 2013	(EP)	002171777-0001
Jan. 24, 2013	(EP)	002171777-0002
Jan. 24, 2013	(EP)	002171777-0003
Jan. 24, 2013	(EP)	002171777-0004
Jan. 24, 2013	(EP)	002171777-0005
Jan. 24, 2013	(EP)	002171777-0006

(51) **LOC (10) Cl.** **09-01**

(52) **U.S. Cl.**
USPC **D9/652; D9/527**

(58) **Field of Classification Search**
USPC **D9/600, 652, 520-536; 215/381-384**
See application file for complete search history.

(56) **References Cited**

U.S. PATENT DOCUMENTS

3,940,002	A	*	2/1976	Schiemann	215/383
D256,665	S	*	9/1980	Smythe	D9/527

(Continued)

OTHER PUBLICATIONS

Roche Diagnostics Technical Drawing ProCell (PC) Bottle, Jun. 2009.

(Continued)

Primary Examiner — Sandra Morris

(74) *Attorney, Agent, or Firm* — Dinsmore & Shohl LLP

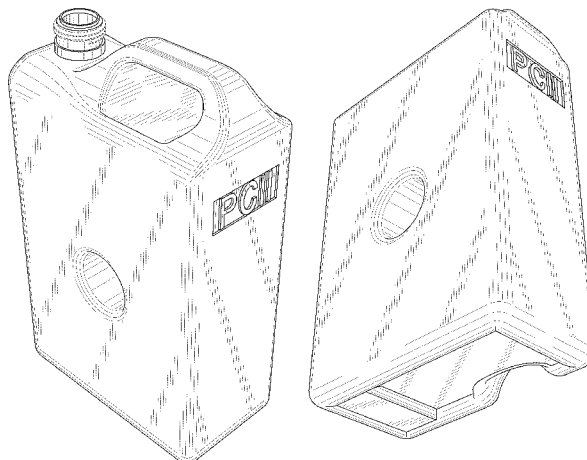
(57) **CLAIM**

The ornamental design for a container, as shown and described.

DESCRIPTION

FIG. 1 is a right side elevational view of a container illustrating an embodiment of our new design; FIG. 2 is a rear elevational view thereof; FIG. 3 is a front elevational view thereof; FIG. 4 is a top front right side perspective view thereof; FIG. 5 is a top rear left side perspective view thereof; FIG. 6 is a bottom rear left side perspective view thereof; FIG. 7 is a bottom front left side perspective view thereof; FIG. 8 is a right side elevational view of an alternative embodiment of a container illustrating our new design; FIG. 9 is a rear elevational view thereof; FIG. 10 is a front elevational view thereof; FIG. 11 is a top front right side perspective view thereof; FIG. 12 is a top rear left side perspective view thereof; FIG. 13 is a bottom rear left side perspective view thereof; FIG. 14 is a bottom front left side perspective view thereof; FIG. 15 is a right side elevational view of an alternative embodiment of a container illustrating our new design; FIG. 16 is a rear elevational view thereof; FIG. 17 is a front elevational view thereof; FIG. 18 is a top front right side perspective view thereof; FIG. 19 is a top rear left side perspective view thereof; FIG. 20 is a bottom rear left side perspective view thereof; FIG. 21 is a bottom front left side perspective view thereof; FIG. 22 is a right side elevational view of an alternative embodiment of a container illustrating our new design; FIG. 23 is a rear elevational view thereof; FIG. 24 is a front elevational view thereof; FIG. 25 is a top front right side perspective view thereof; FIG. 26 is a top rear left side perspective view thereof; FIG. 27 is a bottom rear left side perspective view thereof; and, FIG. 28 is a bottom front left side perspective view thereof. The broken lines are included for the purpose of illustrating environmental structure and form no part of the claimed design.

1 Claim, 24 Drawing Sheets



(56)

References Cited

D636,056 S * 4/2011 Pritchard D23/211.1

U.S. PATENT DOCUMENTS

OTHER PUBLICATIONS

D272,318 S * 1/1984 Visser D9/520
D310,170 S * 8/1990 Bartz D9/527
D433,945 S * 11/2000 Denison D9/527
D488,384 S * 4/2004 Murphy D9/531
D520,367 S * 5/2006 Morris D9/527
D616,752 S * 6/2010 Adams D9/527
D631,367 S * 1/2011 Vuong D9/652

Roche Diagnostics Technical Drawing CleanCell (CC) Bottle, Jun. 2009.
Roche Diagnostics, "Cobas 8000, modular analyzer series", Operator's Manual, Software Version 02-01, Jun. 2009.

* cited by examiner




FIG. 1




FIG. 2

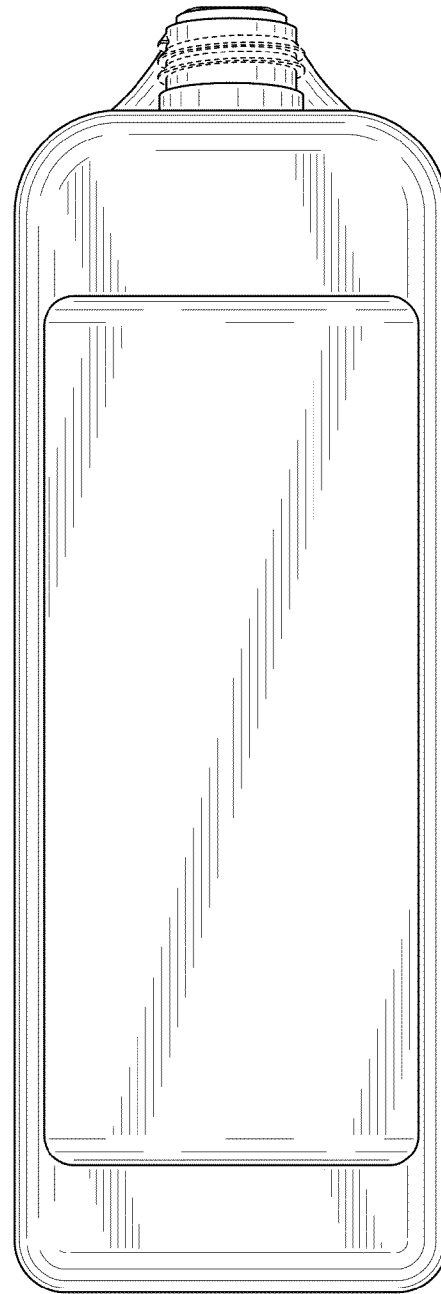


FIG. 3



FIG. 4




FIG. 5

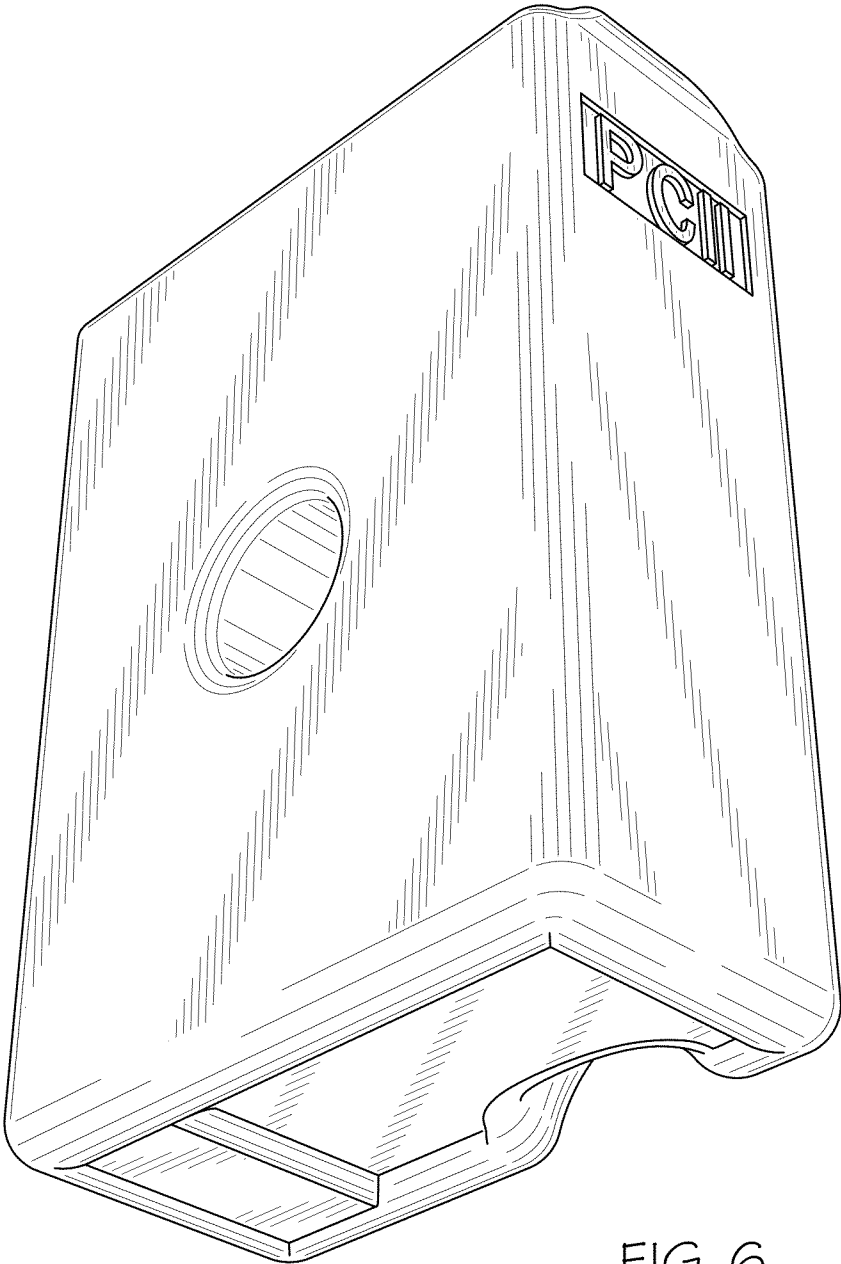


FIG. 6

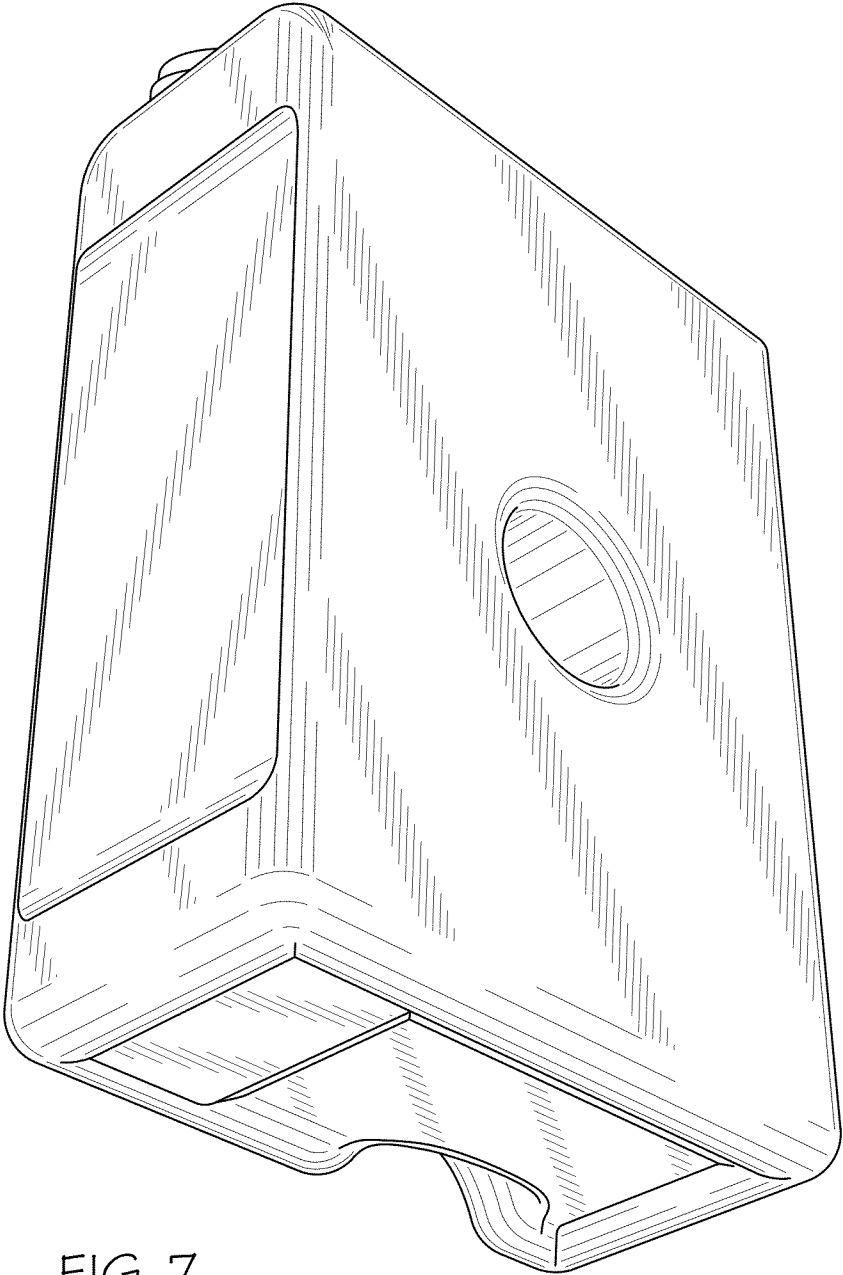


FIG. 7




FIG. 8




FIG. 9




FIG. 10



FIG. 11

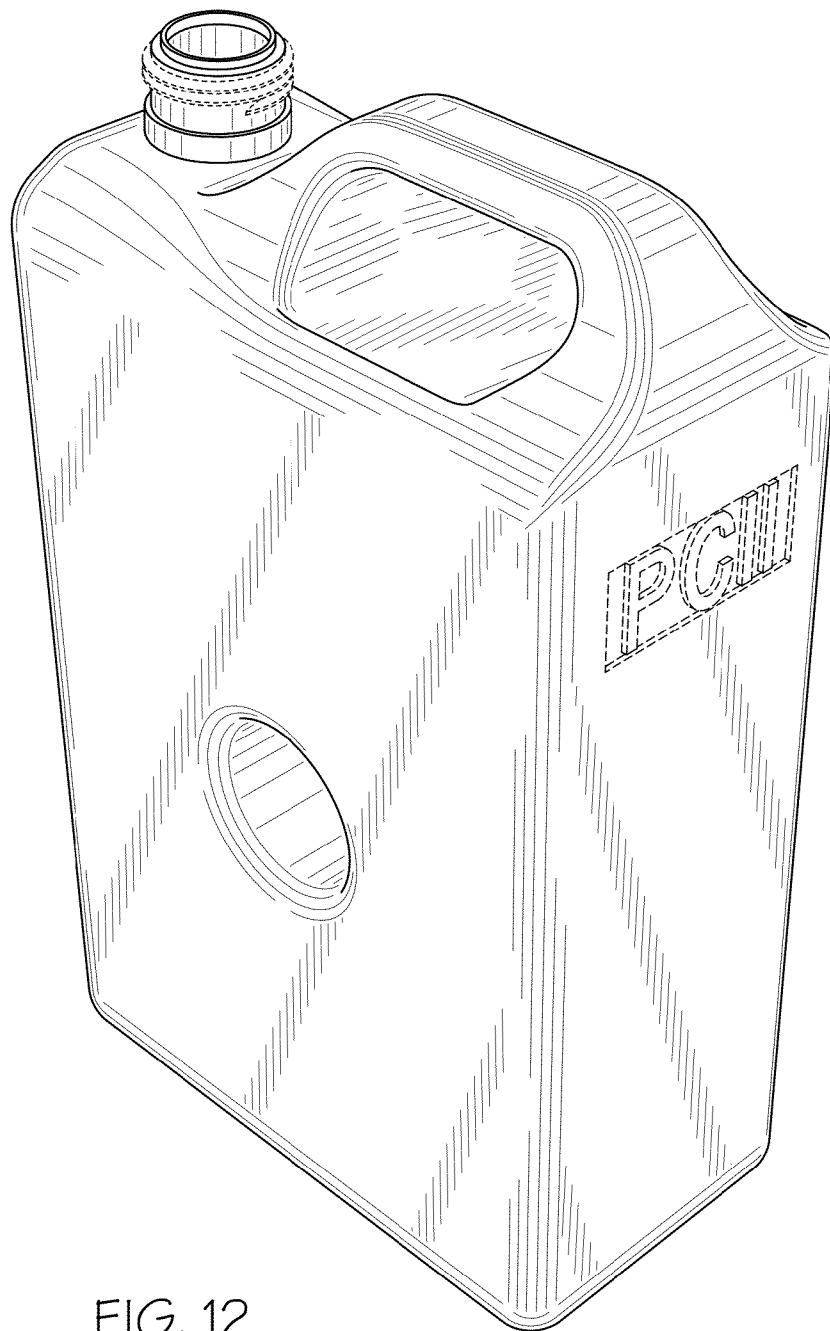


FIG. 12

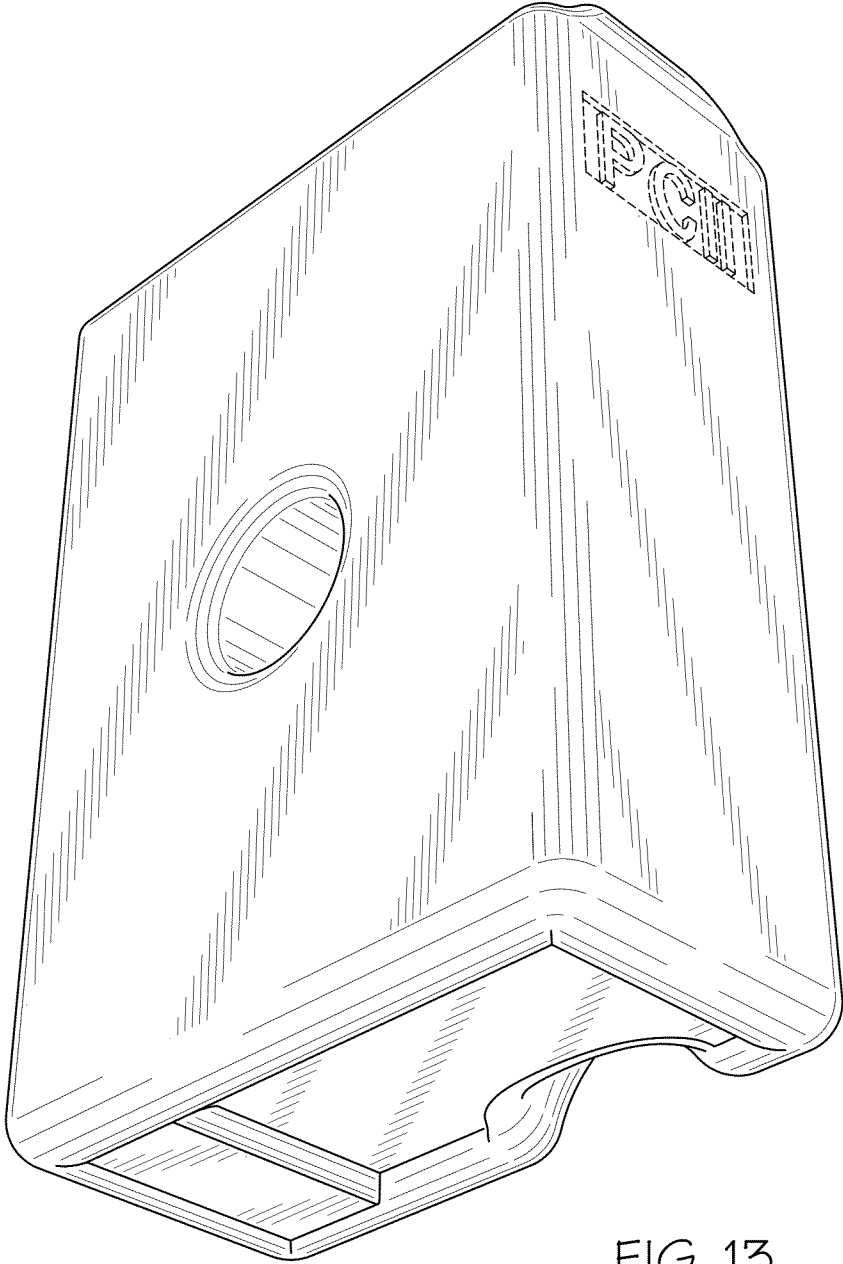


FIG. 13

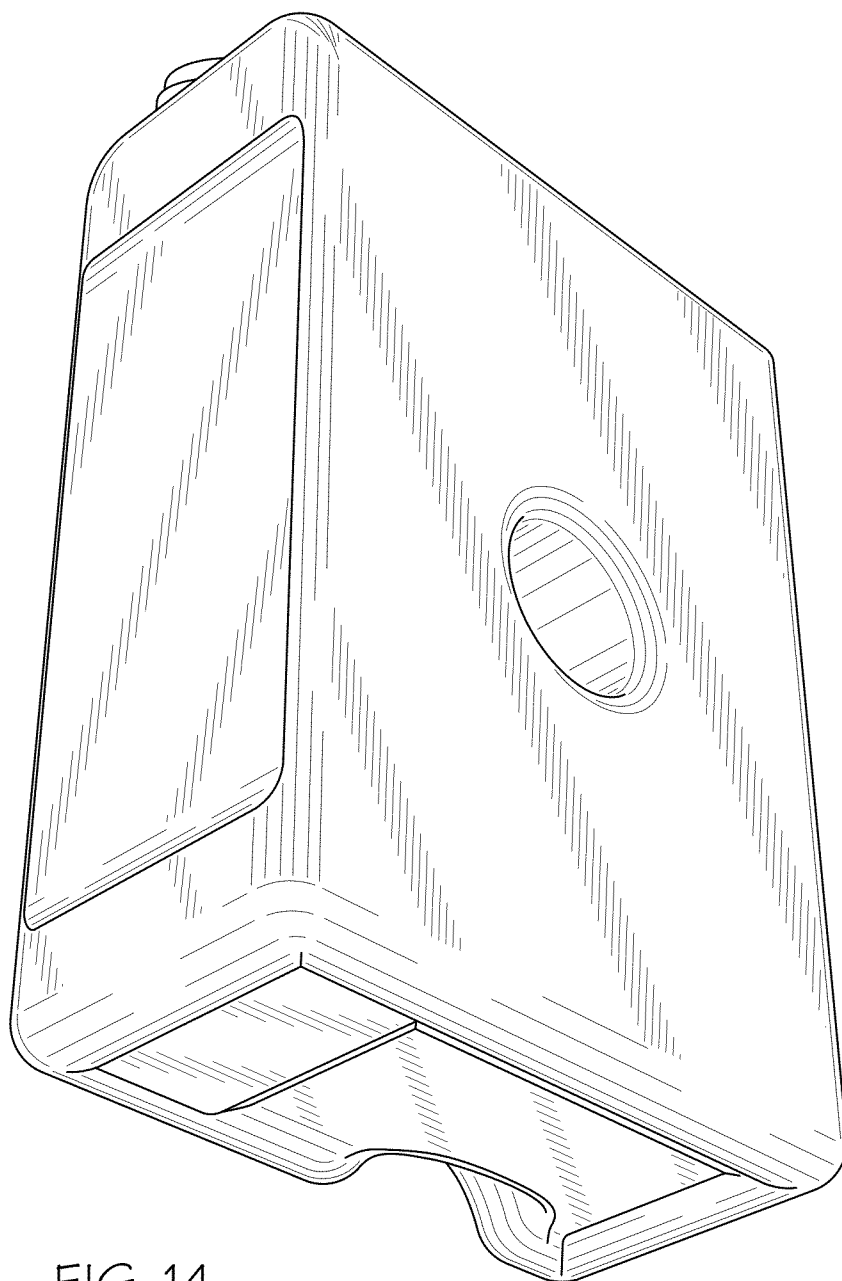


FIG. 14




FIG. 15




FIG. 16




FIG. 17

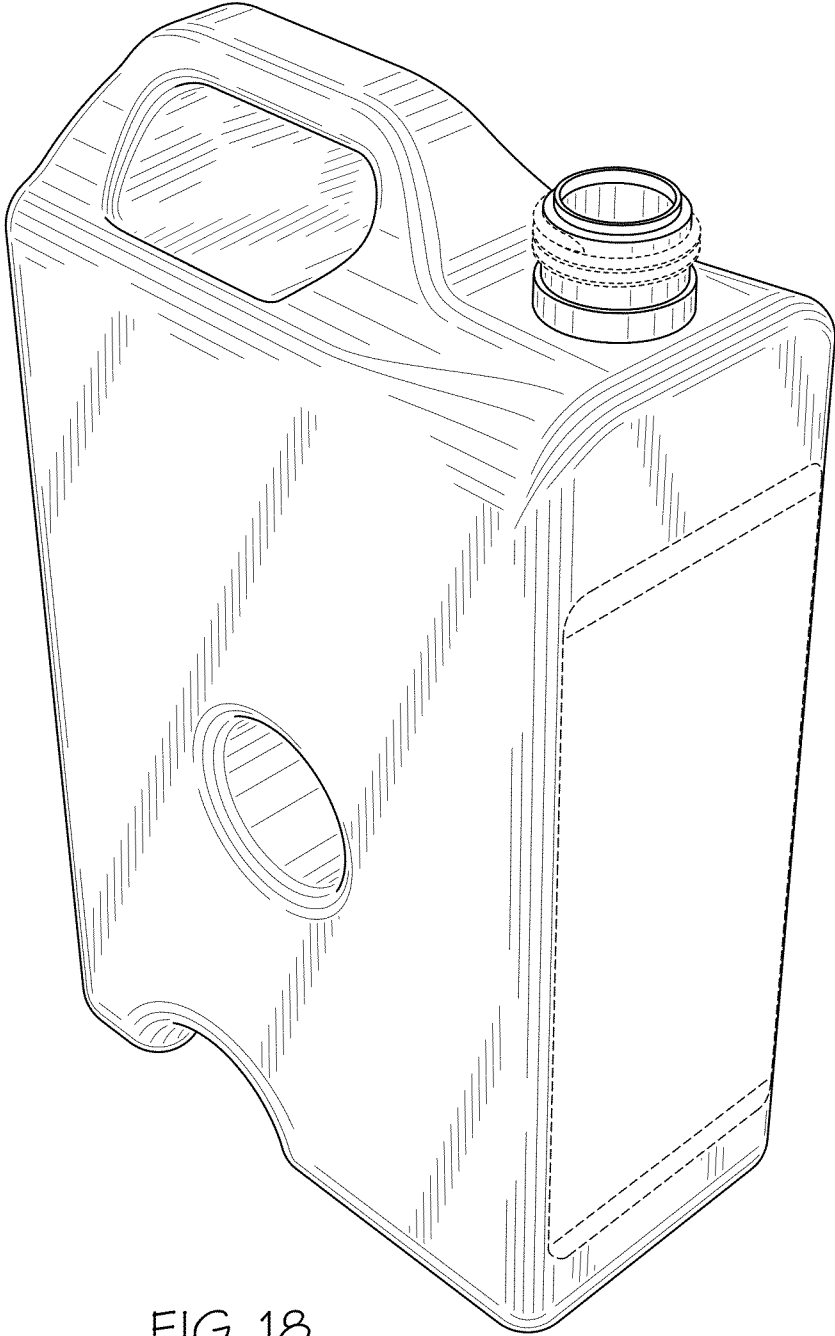


FIG. 18



FIG. 19

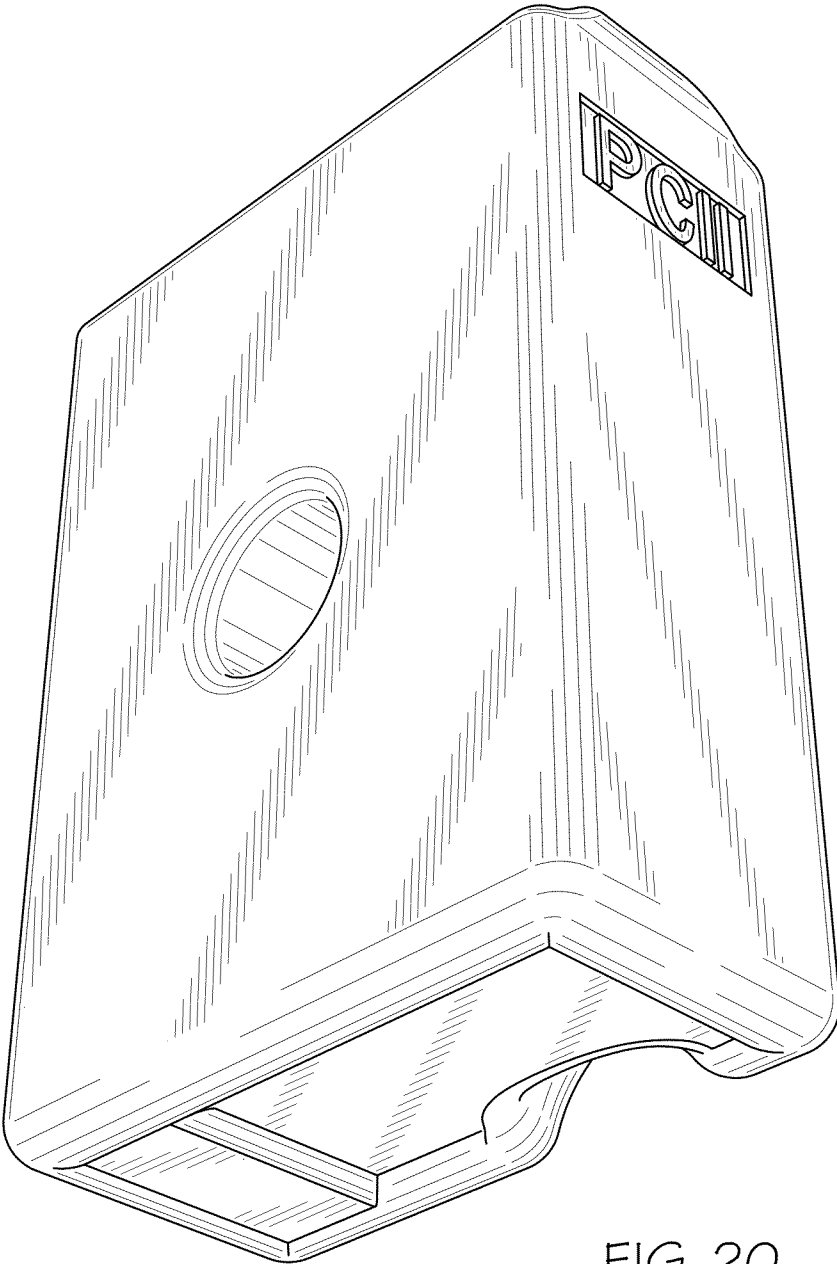


FIG. 20

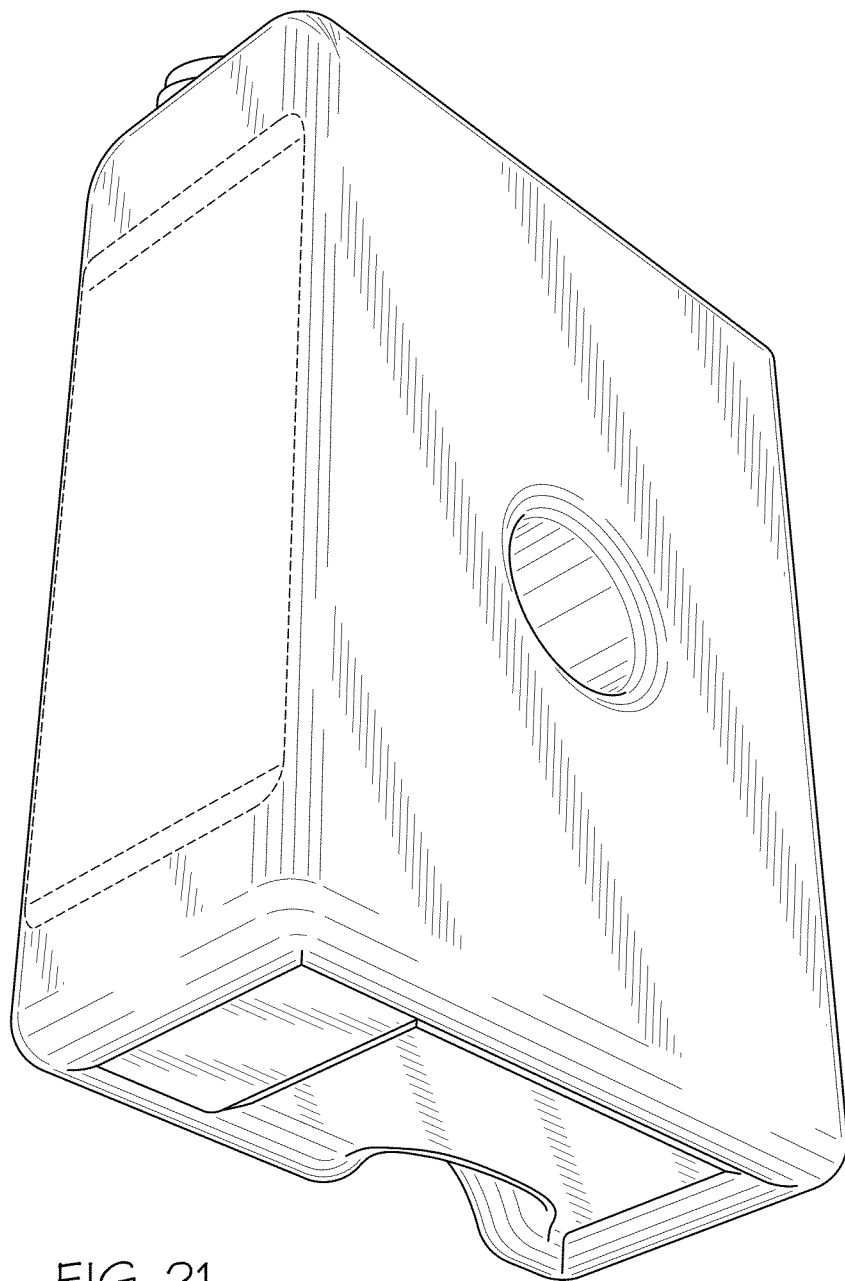


FIG. 21




FIG. 22




FIG. 23




FIG. 24



FIG. 25




FIG. 26

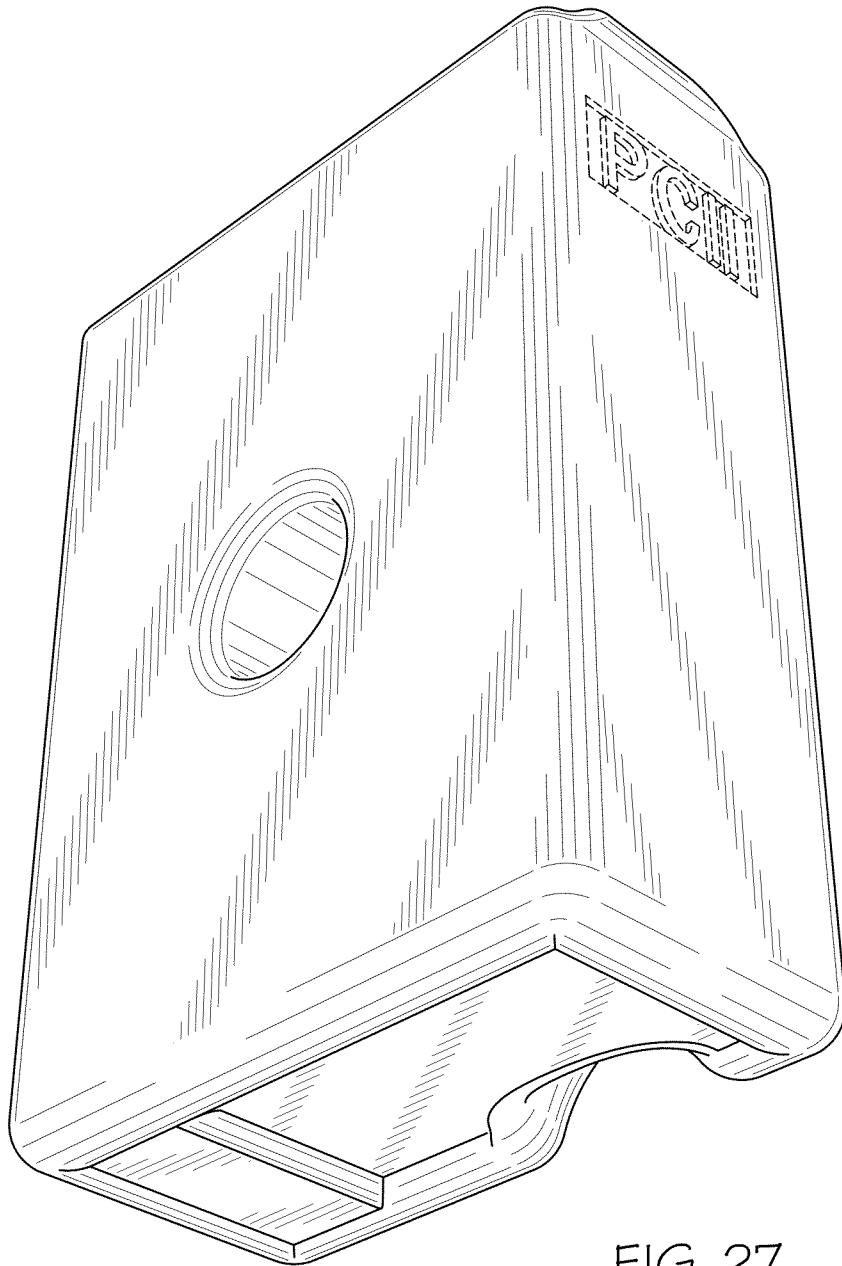


FIG. 27

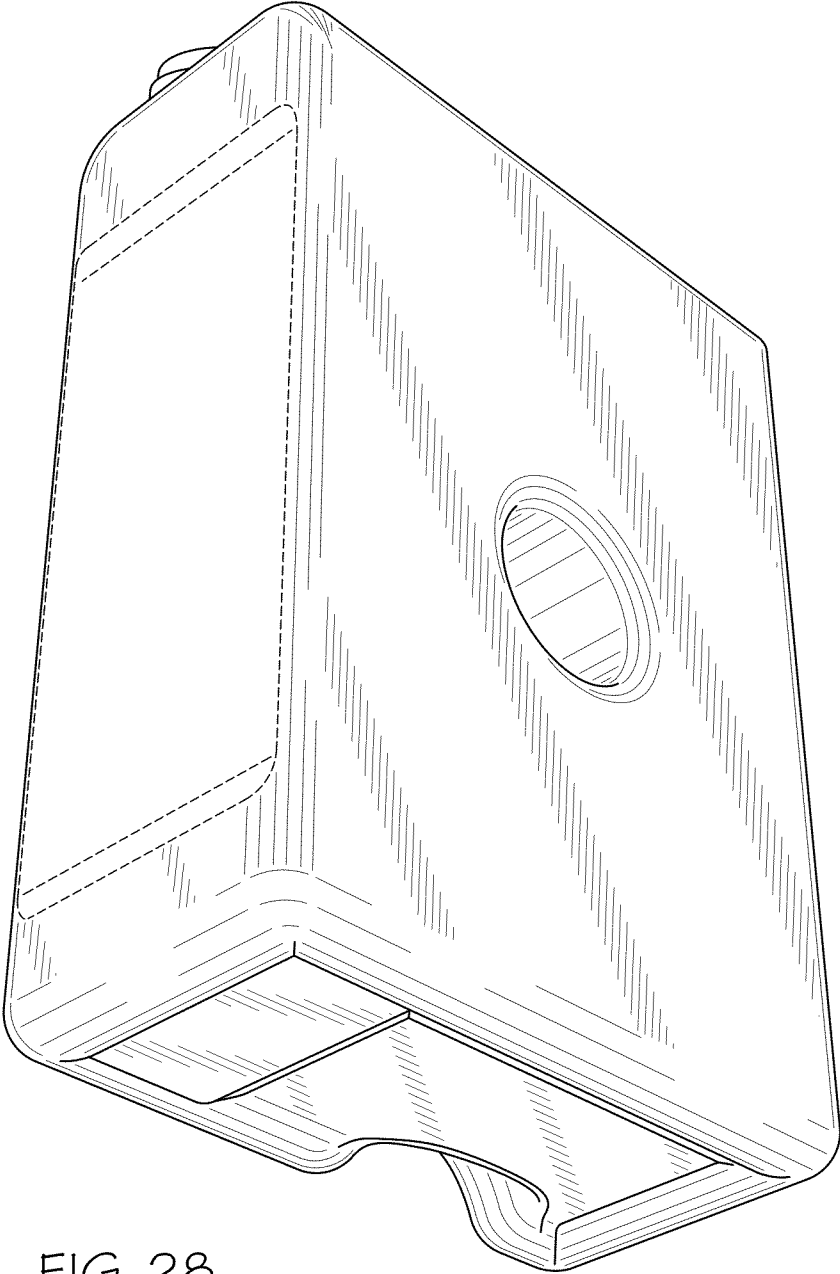


FIG. 28

UNITED STATES PATENT AND TRADEMARK OFFICE
CERTIFICATE OF CORRECTION

PATENT NO. : D721,976 S
APPLICATION NO. : 29/460234
DATED : February 3, 2015
INVENTOR(S) : Cornelius et al.

Page 1 of 1

It is certified that error appears in the above-identified patent and that said Letters Patent is hereby corrected as shown below:

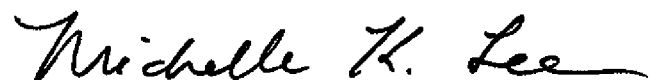
On the title page item [72] Inventor,

“Thomas Grossman, Ludwigsstadt (DE);”

should read

--Thomas Grossmann, Ludwigsstadt (DE);--

Signed and Sealed this
Twenty-third Day of June, 2015



Michelle K. Lee
Director of the United States Patent and Trademark Office