



US00D499482S

(12) **United States Design Patent** (10) **Patent No.:** **US D499,482 S**
Gugliotta (45) **Date of Patent:** **** Dec. 7, 2004**

(54) **URINATION FUNNEL**

D394,989 S * 6/1998 Block D7/700
5,797,636 A * 8/1998 Hamynen 294/1.3
6,460,200 B1 * 10/2002 Mottale et al. 4/144.4

(75) Inventor: **Alfredo Gugliotta**, Miami, FL (US)

* cited by examiner

(73) Assignee: **Global Innova, LLC**, Coral Gables, FL (US)

Primary Examiner—Louis S. Zarfes

(**) Term: **14 Years**

Assistant Examiner—Sally Shih

(74) *Attorney, Agent, or Firm*—Malloy & Malloy, P.A.

(21) Appl. No.: **29/192,229**

(57) **CLAIM**

(22) Filed: **Oct. 21, 2003**

The ornamental design for urination funnel, as shown and described.

Related U.S. Application Data

DESCRIPTION

(63) Continuation-in-part of application No. 29/187,635, filed on Aug. 5, 2003.

FIG. 1 is a front perspective view illustrating my design for a urination funnel;

(51) **LOC (7) Cl.** **24-04**

FIG. 2 is a front view thereof;

(52) **U.S. Cl.** **D24/122; D7/700**

FIG. 3 is a right side view thereof;

(58) **Field of Search** D24/122, 123; 4/144.1, 144.2, 144.3; 604/329, 347; D7/700, 697; D9/306, 305, 346, 431, 433; 141/297-300, 331; 229/115, 116, 902, 904, 906

FIG. 4 is a top view thereof;

FIG. 5 is a left side view thereof;

FIG. 6 is a bottom view thereof;

FIG. 7 is a rear view thereof;

FIG. 8 is a front flat configuration thereof;

FIG. 9 is a right side view showing a collapsed orientation of my design thereof;

FIG. 10 is a front view showing a collapsed orientation of my design thereof; and,

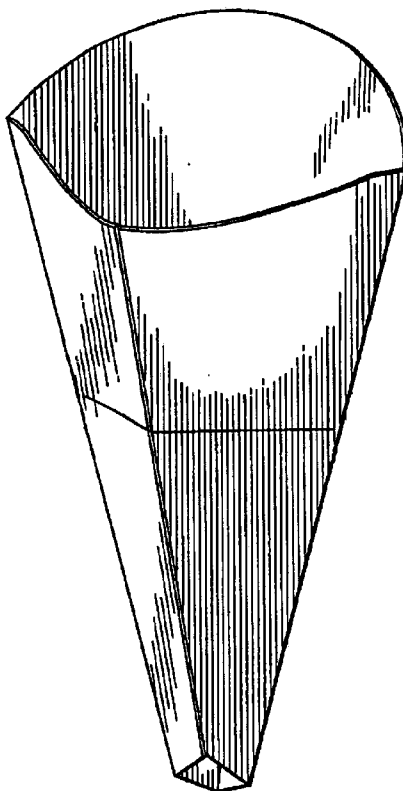
FIG. 11 is a left side view showing a collapsed orientation of my design thereof.

(56) **References Cited**

U.S. PATENT DOCUMENTS

5,121,779 A * 6/1992 Green 141/337
5,408,703 A * 4/1995 Cicio 4/144.2
D374,281 S * 10/1996 Markles D24/122
5,622,183 A * 4/1997 Hazard et al. 600/573
D379,225 S * 5/1997 Canahuate et al. D24/122

1 Claim, 4 Drawing Sheets



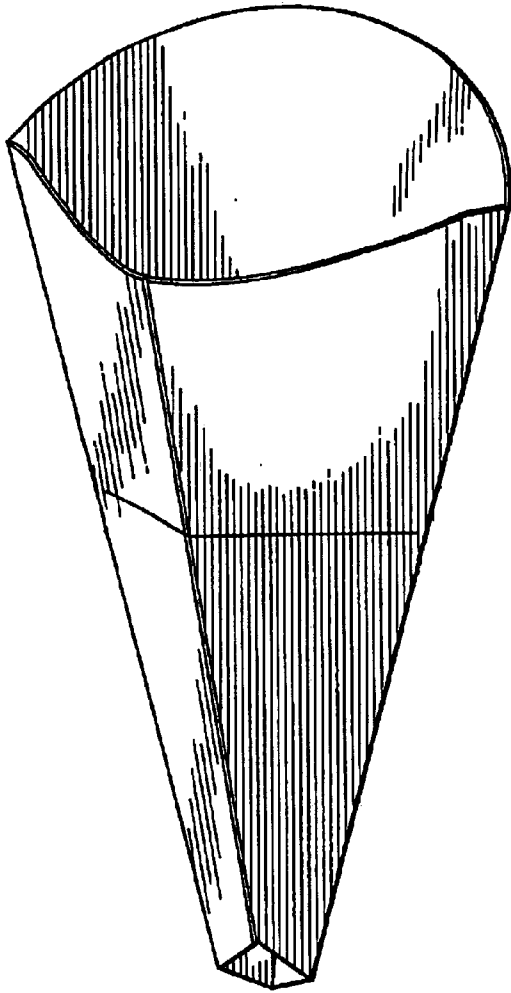


FIG. 1

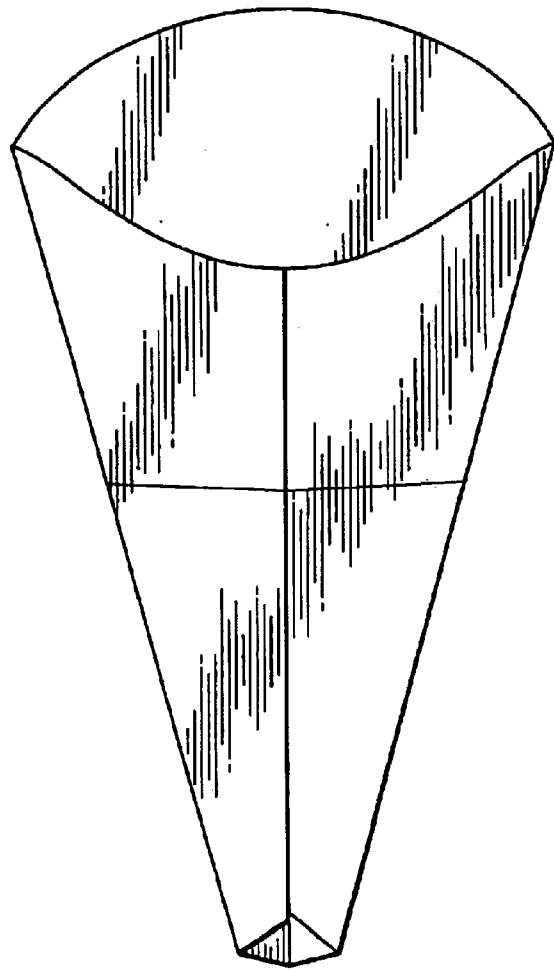


FIG. 8

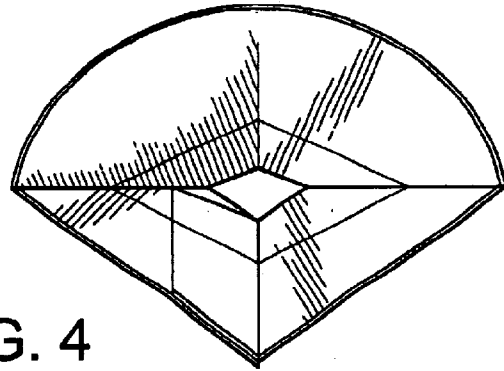


FIG. 4

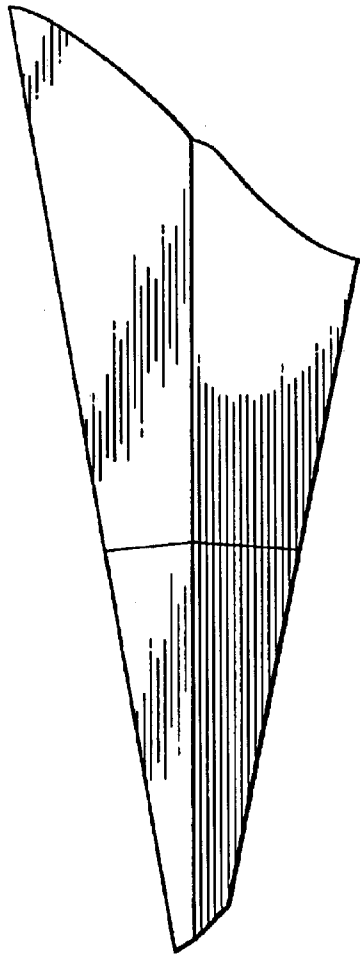


FIG. 3

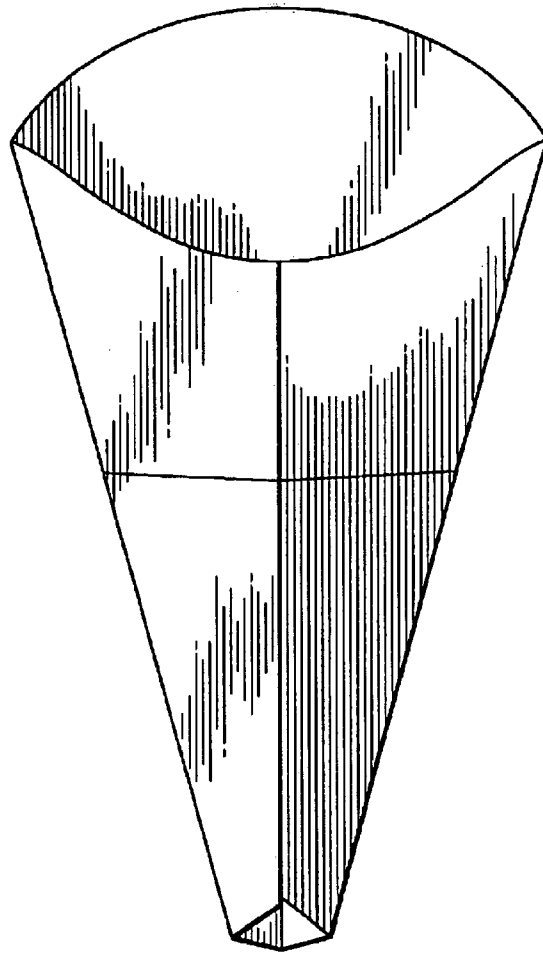


FIG. 2

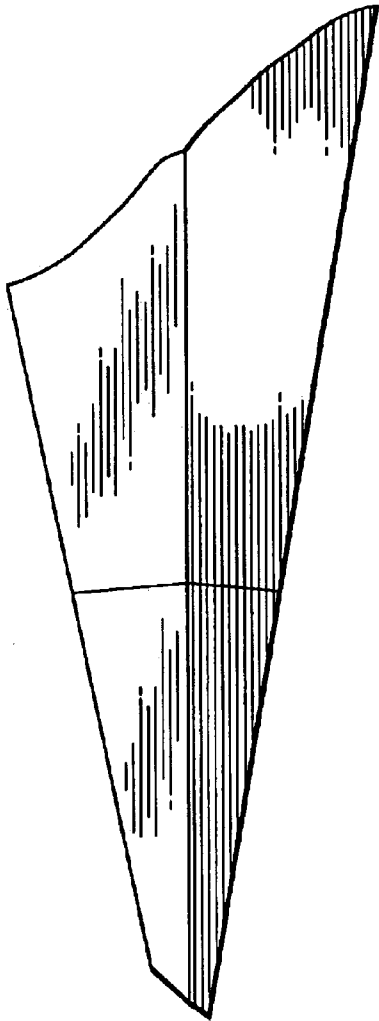


FIG. 5

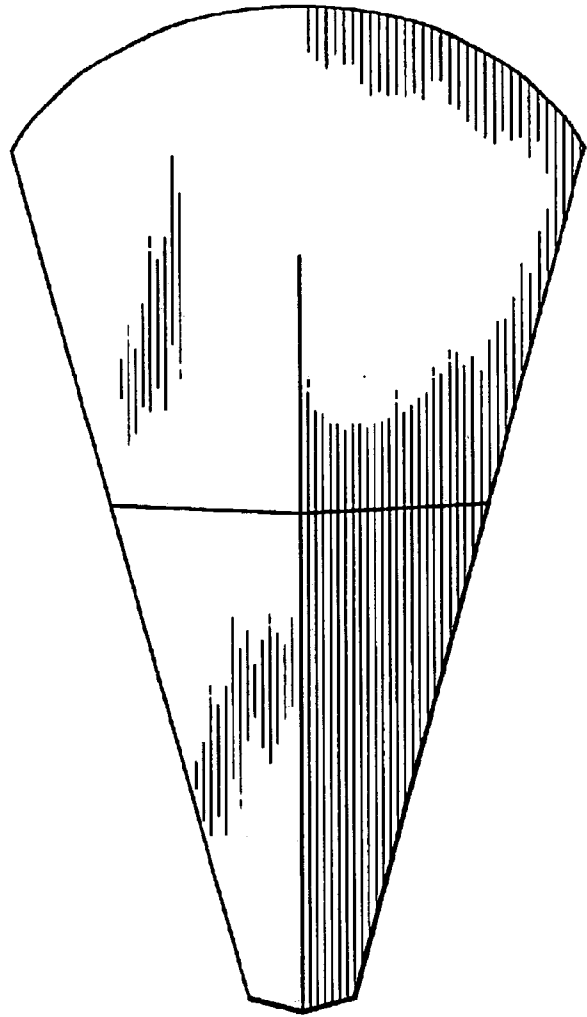


FIG. 7

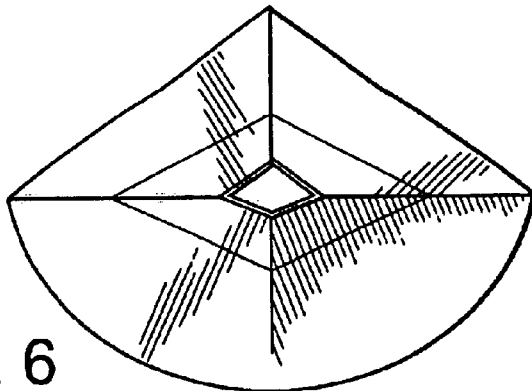


FIG. 6



FIG. 9

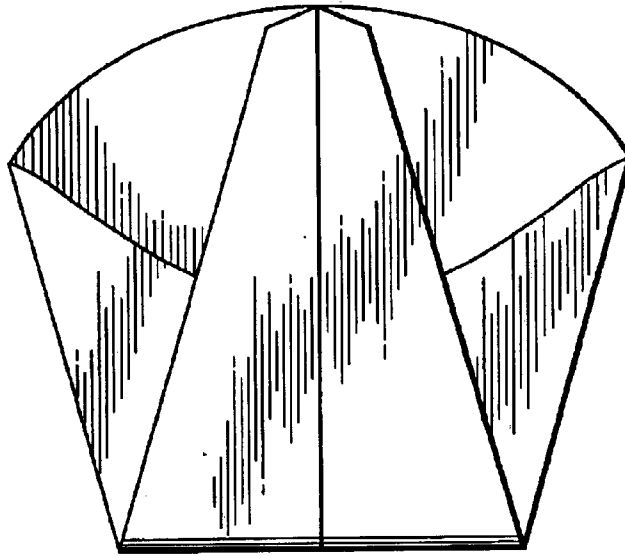


FIG. 10



FIG. 11