



US00D412826S

United States Patent [19] Calpito

[11] Patent Number: **Des. 412,826**

[45] Date of Patent: **** Aug. 17, 1999**

[54] **STEERING WHEEL LOCK**

4,848,110 7/1989 Kuo .
5,052,201 10/1991 Liou .
5,653,133 8/1997 Passantino .

[76] Inventor: **Manuel B. Calpito**, 4930 Downing Ave., Baldwin Park, Calif. 91706

[**] Term: **14 Years**

[21] Appl. No.: **29/096,130**

[22] Filed: **Nov. 5, 1998**

[51] **LOC (6) Cl.** **08-07**

[52] **U.S. Cl.** **D8/331**

[58] **Field of Search** D8/330, 331, 346;
70/57, 158, 207, 209, 210, 225, 226, 237,
252

FOREIGN PATENT DOCUMENTS

B-53132/90 2/1991 Australia .
B-81305/91 5/1992 Australia .

Primary Examiner—Brian N. Vinson
Attorney, Agent, or Firm—Richard C. Litman

[57] CLAIM

The ornamental design for a steering wheel lock, as shown and described.

DESCRIPTION

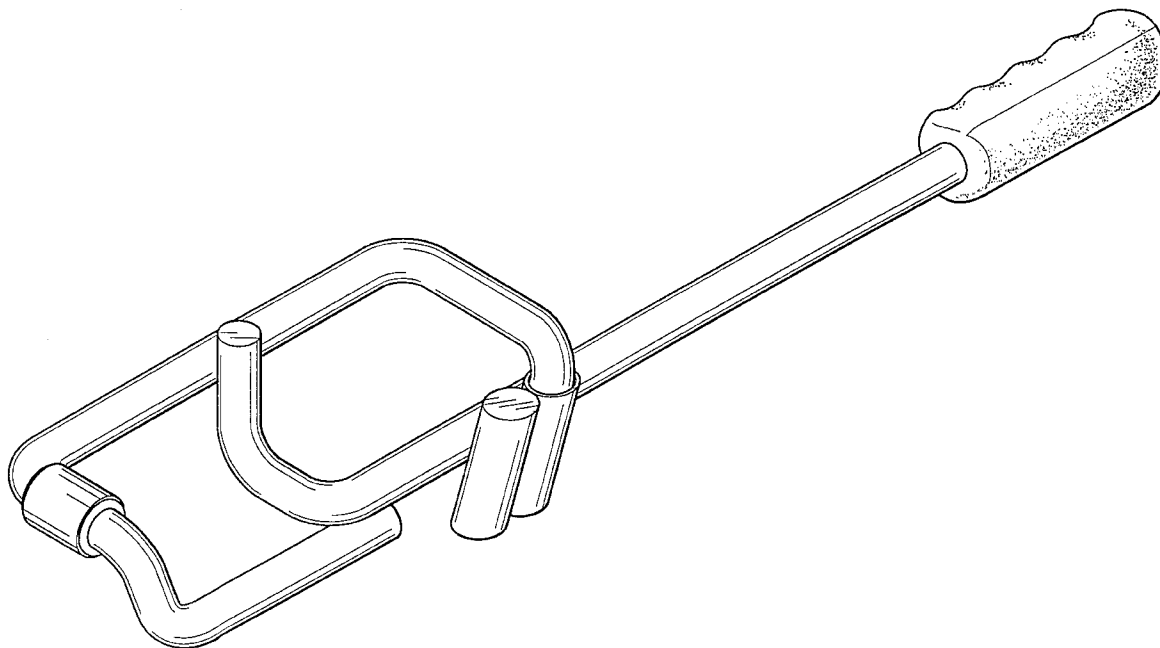
FIG. 1 is a perspective view of a steering wheel lock showing my new design;
FIG. 2 is a front elevational view thereof;
FIG. 3 is a rear elevational view thereof;
FIG. 4 is a left side elevational view thereof
FIG. 5 is a right side elevational view thereof;
FIG. 6 is a top view thereof; and,
FIG. 7 is a bottom view thereof.

[56] References Cited

U.S. PATENT DOCUMENTS

- D. 350,056 8/1994 Lin .
- D. 350,472 9/1994 White et al. .
- D. 354,668 1/1995 Elam D8/331
- D. 368,421 4/1996 Jensen, Sr. D8/331
- D. 369,738 5/1996 Hull, Jr. et al. D8/331
- D. 369,951 5/1996 Crittenden .
- D. 370,616 6/1996 Fard .

1 Claim, 3 Drawing Sheets



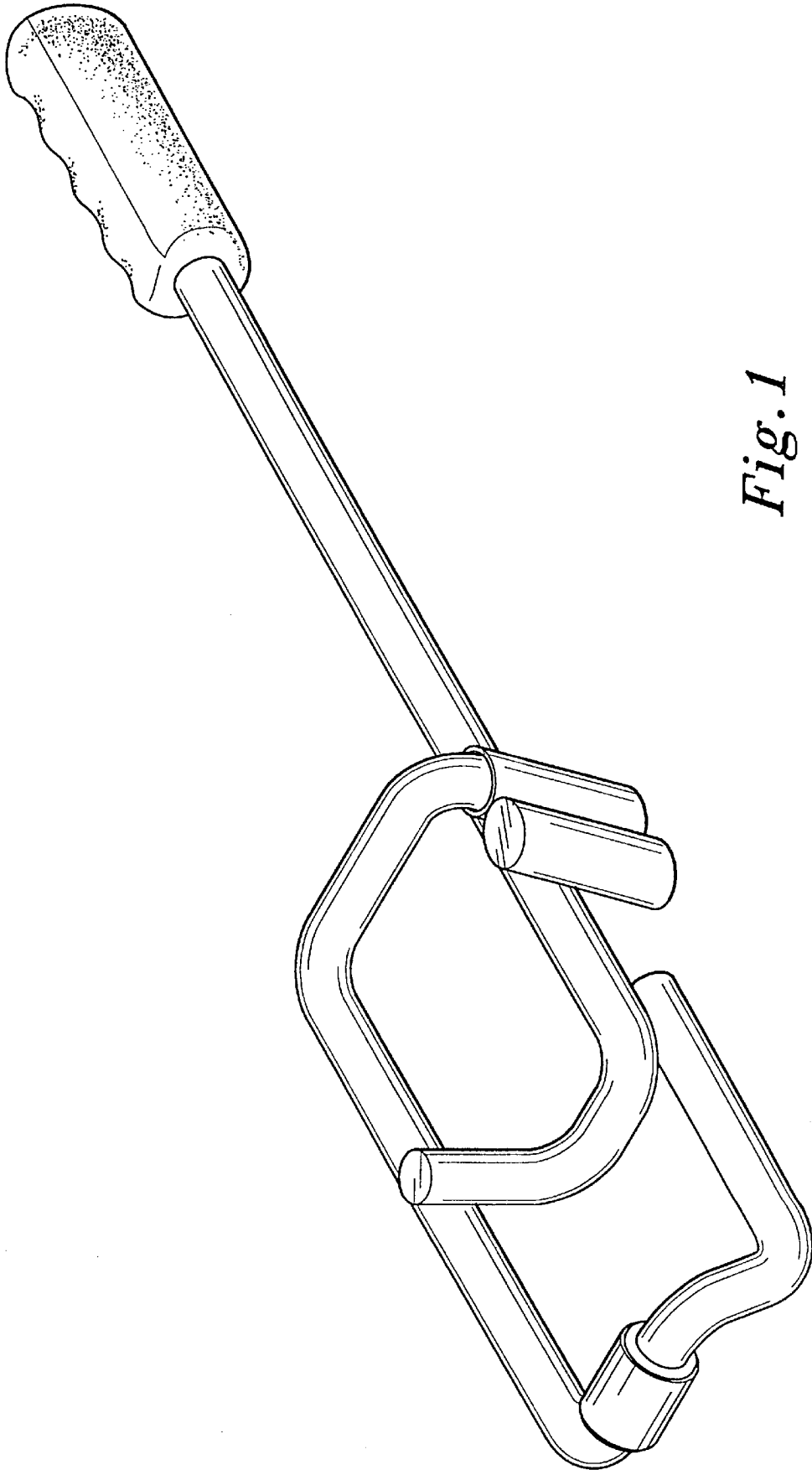


Fig. 1

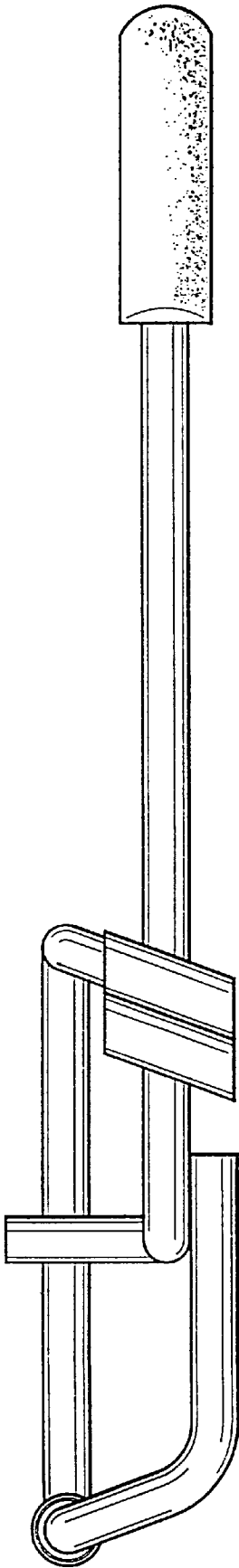


Fig. 2

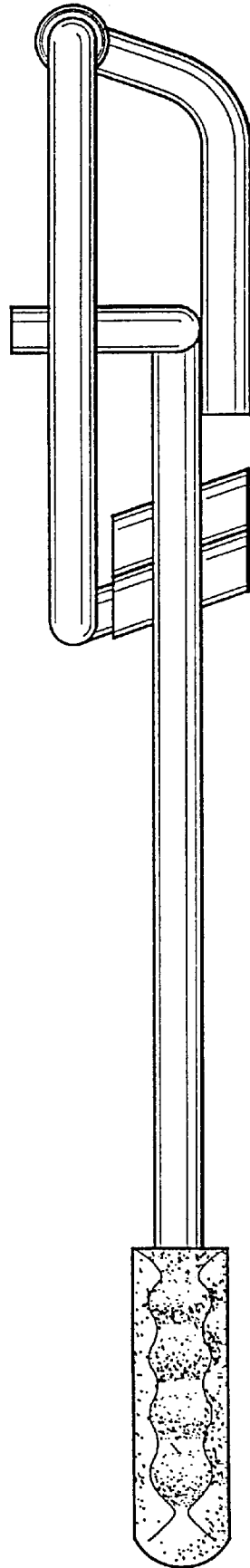


Fig. 3

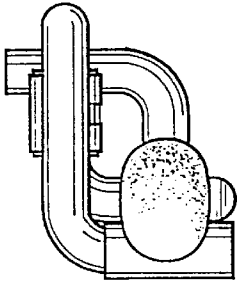


Fig. 5

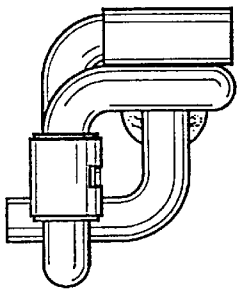


Fig. 4

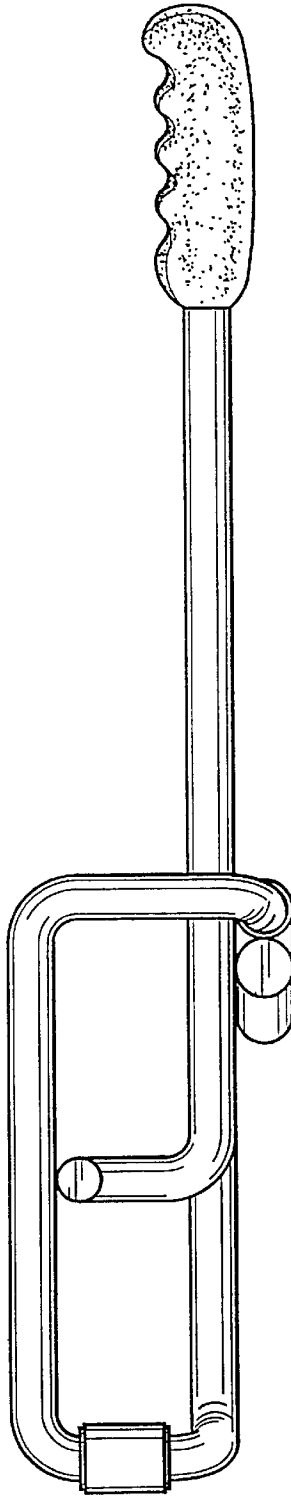


Fig. 6

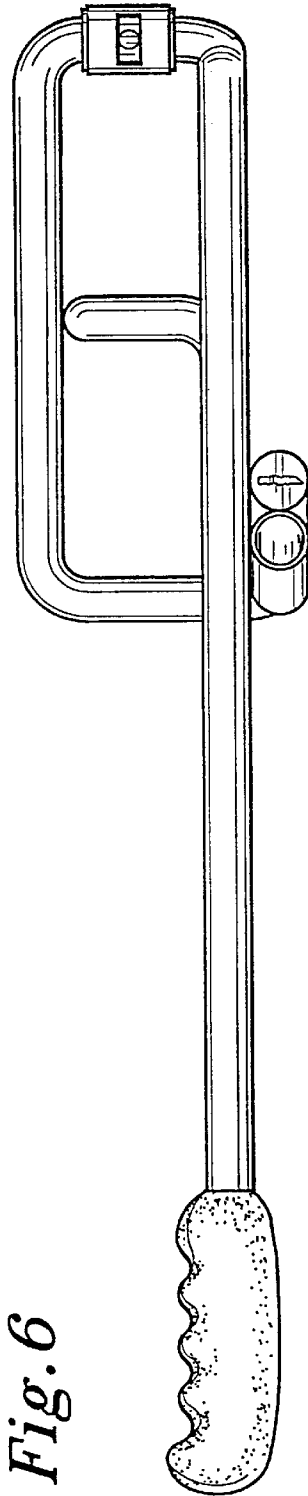


Fig. 7