

(51) International Patent Classification:
C07D 211/00 (2006.01)(21) International Application Number:
PCT/US2010/044597(22) International Filing Date:
5 August 2010 (05.08.2010)

(25) Filing Language: English

(26) Publication Language: English

(30) Priority Data:
61/231,439 5 August 2009 (05.08.2009) US

(71) Applicant (for all designated States except US): INFINITI PHARMACEUTICALS, INC. [US/US]; 780 Memorial Drive, Cambridge, MA 02139 (US).

(72) Inventors; and

(75) Inventors/Applicants (for US only): AUSTAD, Brian [US/US]; 170 Mitchell G. Drive, Tewksbury, MA 01876 (US). BAHADOOR, Adilah [MU/US]; Apt 2B, 205 Walden Street, Cambridge, MA 02140 (US). BELANI, Jitendra, D. [IN/US]; Apt C, 141 North St., Newtonville, MA 02460 (US). JANARDANANNAIR, Somarajanair [IN/US]; 111 Locust Street #78, Woburn, MA 01801 (US). JOHANNES, Charles, W. [US/SG]; 3 Fusionopolis Way Symbiosis Tower 1927, Fraser Place, Singapore 138633 (SG). KEANEY, Gregg, F. [US/US]; 77 Chester Road, Belmont, MA 02478 (US). LO, Ching, Kam [US/US]; 998 Salem Street, Malden, MA 02148 (US).

WALLERSTEIN, Sheldon, L. [US/US]; 602 Sunbridge Drive, Chesterfield, MD 63017 (US).

(74) Agents: NABINGER, Robert, C. et al.; P.O. Box 1022, Minneapolis, MN 55440-1022 (US).

(81) Designated States (unless otherwise indicated, for every kind of national protection available): AE, AG, AL, AM, AO, AT, AU, AZ, BA, BB, BG, BH, BR, BW, BY, BZ, CA, CH, CL, CN, CO, CR, CU, CZ, DE, DK, DM, DO, DZ, EC, EE, EG, ES, FI, GB, GD, GE, GH, GM, GT, HN, HR, HU, ID, IL, IN, IS, JP, KE, KG, KM, KN, KP, KR, KZ, LA, LC, LK, LR, LS, LT, LU, LY, MA, MD, ME, MG, MK, MN, MW, MX, MY, MZ, NA, NG, NI, NO, NZ, OM, PE, PG, PH, PL, PT, RO, RS, RU, SC, SD, SE, SG, SK, SL, SM, ST, SV, SY, TH, TJ, TM, TN, TR, TT, TZ, UA, UG, US, UZ, VC, VN, ZA, ZM, ZW.

(84) Designated States (unless otherwise indicated, for every kind of regional protection available): ARIPO (BW, GH, GM, KE, LR, LS, MW, MZ, NA, SD, SL, SZ, TZ, UG, ZM, ZW), Eurasian (AM, AZ, BY, KG, KZ, MD, RU, TJ, TM), European (AL, AT, BE, BG, CH, CY, CZ, DE, DK, EE, ES, FI, FR, GB, GR, HR, HU, IE, IS, IT, LT, LU, LV, MC, MK, MT, NL, NO, PL, PT, RO, SE, SI, SK, SM, TR), OAPI (BF, BJ, CF, CG, CI, CM, GA, GN, GQ, GW, ML, MR, NE, SN, TD, TG).

Published:

— with international search report (Art. 21(3))

(54) Title: ENZYMIC TRANSAMINATION OF CYCLOPAMINE ANALOGS

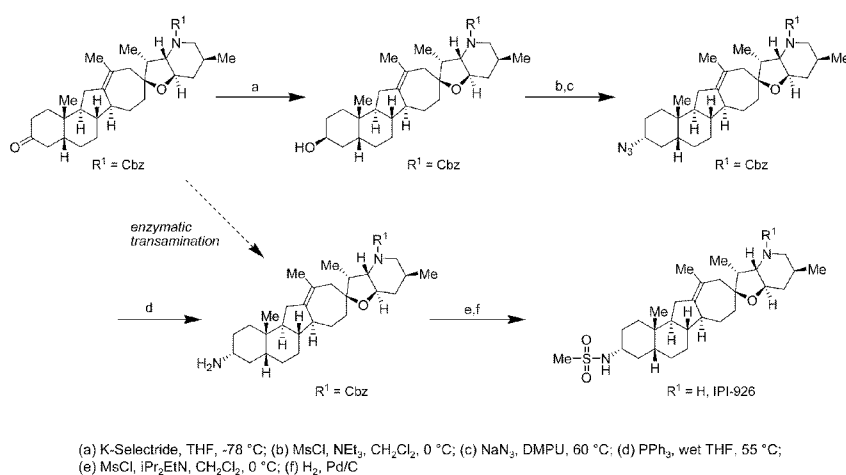


Figure 1

(57) Abstract: Provided are processes for the synthesis of amino analogues from ketone starting materials

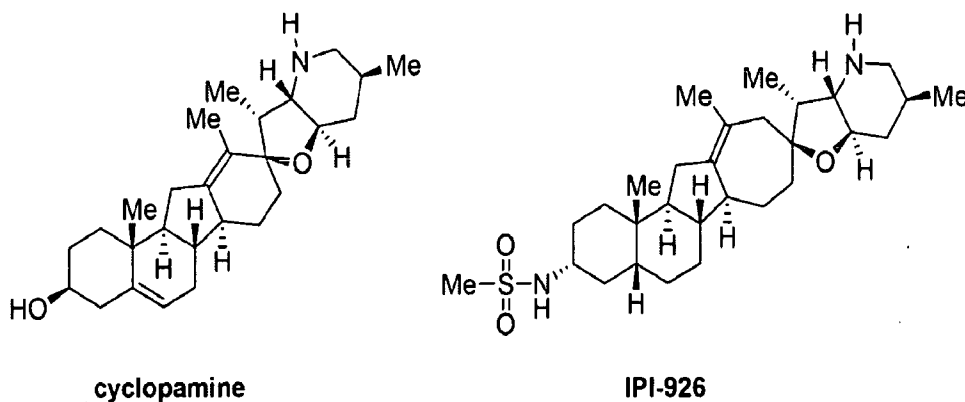
Enzymatic Transamination of Cyclopamine Analogs

This application claims the benefit of United States Provisional Application No. 61/231,439, filed on August 5, 2009, which is incorporated herein by reference in its entirety.

BACKGROUND

[0001] Cyclopamine, a natural product isolated from *Veratrum californicum*, has emerged as a significant pharmacological tool to validate the Hedgehog (Hh) pathway in cancer. Cyclopamine directly acts on SMO and inhibits tumor growth in several murine models of pancreatic, medulloblastoma, prostate, small cell lung, and digestive tract cancers. However, the clinical development of cyclopamine as a therapeutic in cancer is hampered by its poor solubility, acid sensitivity, and weak potency relative to other reported small-molecule Hh antagonists.

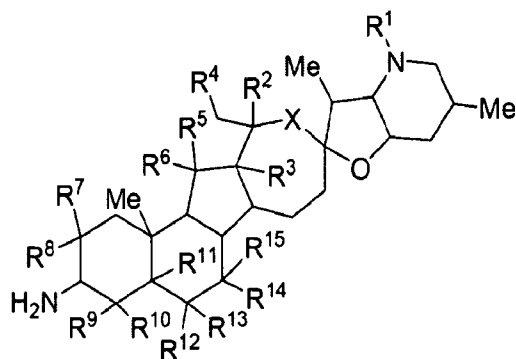
[0002] There has been considerable focus on the development of novel cyclopamine analogues with improved potency, and improved pharmacokinetic and pharmaceutical properties relative to cyclopamine (see, for example, U.S. Patents 7,230,004 and 7,407,967, incorporated herein by reference). From that effort, a seven-membered D-ring sulfonamide analogue of cyclopamine, IPI-926, emerged as a clinical development candidate (see Tremblay *et al.*, "Discovery of a Potent and Orally Active Hedgehog Pathway Antagonist (IPI-926)" *J. Med. Chem.* (2009) 52:4400-4418, incorporated herein by reference). Large quantities of IPI-926 are required for clinical development. Moreover, other promising amino analogues can be synthesized following routes similar to that used to generate IPI-926.



SUMMARY

[0003] Provided are novel processes for the synthesis of amino analogues, such as IPI-926, from ketone starting materials.

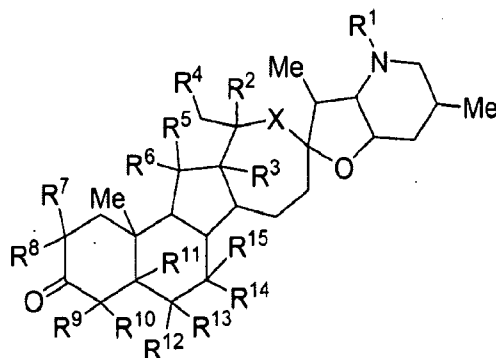
[0004] For example, in one aspect, provided is a process for preparing a compound of formula (II):



(II)

or a salt thereof;

from a compound of formula (I):



(I)

or a salt thereof;

wherein R¹, R², R³, R⁴, R⁵, R⁶, R⁷, R⁸, R⁹, R¹⁰, R¹¹, R¹², R¹³, R¹⁴, R¹⁵, and X are as defined herein,

the process comprising contacting a compound of formula (I) or a salt thereof, an amino donor molecule, and an amine transaminase enzyme in a solution to provide a compound of formula (II) or a salt thereof.

[0005] In certain embodiments, the process further comprises adding a co-factor to the solution.

- [0006] In certain embodiments, the co-factor is pyridoxal phosphate (PLP).
- [0007] In certain embodiments, the co-factor is a co-enzyme. In certain embodiments, the co-enzyme is selected from L-alanine dehydrogenase (LADH), lactate dehydrogenase (LDH), nicotinamide adenine dinucleotide phosphate (NADPH), nicotinamide adenine dinucleotide (NAD), formate dehydrogenase (FDH), and glucose dehydrogenase (GDH).
- [0008] In certain embodiments, process further comprises adding a pyruvate reductase mix to the solution. As used herein, the term "pyruvate reductase mix" refers to a combination that includes an enzyme that is capable of mediating the reduction of pyruvate and one or more (e.g., 1, 2, 3, 4, 5, or 6, e.g., 2, 3 or 4, e.g., 2 or 3) additional agents (e.g., an enzyme, a co-enzyme or co-factor, a reducing agent as well as combinations thereof).
- [0009] In embodiments, the enzyme that is capable of mediating the reduction of pyruvate is LDH.
- [0010] In embodiments, the combination includes an agent (e.g., an enzyme) that is capable of regenerating a co-enzyme or co-factor that mediates pyruvate reduction. In certain embodiments, the combination can include an enzyme that is capable of regenerating NADPH. Such enzymes can include, without limitation, GDH and FDH.
- [0011] In embodiments, the combination includes a reducing agent. Reducing agents can include, without limitation, glucose or formate.
- [0012] In embodiments, the combination includes a co-enzyme or co-factor. Co-enzymes or co-factors can include, without limitation, NAD.
- [0013] In embodiments, the combination includes an agent (e.g., an enzyme) that is capable of regenerating a co-enzyme or co-factor that mediates pyruvate reduction as defined anywhere herein; and one or more additional agents (e.g., 2 or 3 additional agents). For example, the combination can include an agent (e.g., an enzyme) that is capable of regenerating a co-enzyme or co-factor that mediates pyruvate reduction as defined anywhere herein; and one or both of the following: a reducing agent and a co-enzyme or co-factor.
- [0014] In embodiments, a pyruvate reductase mix includes LDH, an agent (e.g., an enzyme) that is capable of regenerating a co-enzyme or co-factor that mediates pyruvate reduction as defined anywhere herein; and one or more additional agents (e.g., 2 or 3 additional agents); e.g., one or both of the following: a reducing agent and a co-enzyme or co-factor. For example, a pyruvate reductase mix can include LDH, GDH, and glucose and can further include

NAD, e.g., PRM-102 (Codexis), which includes LDH, GDH, glucose, and NAD⁺. As another example, a pyruvate reductase mix can include LDH, FDH, and formate and can further include NAD.

[0015] In certain embodiments, when pyruvate is generated during the course of the processes described herein, the pyruvate can be removed, chemically converted to another product and optionally further removed; or recycled (or combinations thereof). Methods describing such operations are described in, e.g., Koszelewski, D., et al., *Trends in Biotechnology* **2010**, *28*, 324-332, which is incorporated herein by reference in its entirety.

[0016] In certain embodiments, the enzyme preferentially generates a compound of formula (II), or a salt thereof, wherein the newly-formed amino group has (*R*) or (*S*) stereochemistry.

[0017] In certain embodiments, the enzyme is an omega amine transaminase, a broad-range transaminase, a glutamate-pyruvate transaminase or a glutamate-oxaloacetic transaminase.

[0018] In certain embodiments, the enzyme is an omega amine transaminase.

[0019] In certain embodiments, the omega amine transaminase is selected from the group consisting of ATA-101, ATA-102, ATA-103, ATA-104, ATA-105, ATA-106, ATA-107, ATA-108, ATA-109, ATA-110, ATA-113, ATA-114, ATA-115, ATA-116, ATA-117, ATA-124, an omega amine transaminase from *Chromobacterium violaceum*, an omega amine transaminase from *Alcaligenes denitrificans*, an omega amine transaminase from *Arthrobacter citreus*, an omega amine transaminase from *Klebsiella pneumoniae*, an omega amine transaminase from *Bacillus thuringiensis*, an omega amine transaminase from *Bacillus cereus*, and an omega amine transaminase from *Vibrio fluvialis*.

[0020] In certain embodiments, the amino donor molecule is an amine or a salt thereof. In certain embodiments, the amine is selected from pyridoxamine, methylbenzylamine, 2-aminobutane, propyl amine, isopropyl amine, 1,1,1-trifluoropropan-2-amine, 1,1,1,3,3,3-hexafluoropropan-2-amine, benzyl amine, 2-amino-1-butanol, 1-amino-1-phenylethane, 1-amino-1-(2-methoxy-5-fluorophenyl)ethane, 1-amino-1-phenylpropane, 1-amino-1-(4-hydroxyphenyl)propane, 1-amino-1-(4-bromophenyl)propane, 1-amino-1-(4-nitrophenyl)propane, 1-phenyl-2-aminopropane, 1-(3-trifluoromethylphenyl)-2-aminopropane, 2-aminopropanol, 1-amino-1-phenylbutane, 1-phenyl-2-aminobutane, 1-(2,5-dimethoxy-4-methylphenyl)-2-aminobutane, 1-phenyl-3-aminobutane, 1-(4-hydroxyphenyl)-

3-aminobutane, 1-amino-1-(2-naphthyl)ethane, *cis*-2-methylcyclopentanamine, *trans*-2-methylcyclopentanamine, *cis*-3-methylcyclopentanamine, *trans*-3-methylcyclopentanamine, *cis*-2-ethylcyclopentanamine, *trans*-2-ethylcyclopentanamine, *cis*-3-ethylcyclopentanamine, *trans*-3-ethylcyclopentanamine, *cis*-2-methylcyclohexanamine, *trans*-2-methylcyclohexanamine, *cis*-3-methylcyclohexanamine, *trans*-3-methylcyclohexanamine, *cis*-2-ethylcyclohexanamine, *trans*-2-ethylcyclohexanamine, *cis*-3-ethylcyclohexanamine, *trans*-3-ethylcyclohexanamine, 1-aminotetralin, 2-aminotetralin, 2-amino-5-methoxytetralin, 1-aminoindane, 2-aminoindane, 2-amino-1-propanol, *cis*-1-amino-2-indanol, *trans*-1-amino-2-indanol, 1-amino-6-hydroxyindanamine, taurine, or a salt thereof.

[0021] In certain embodiments, the amino donor molecule is a chiral amino donor molecule. In certain embodiments, the chiral amino donor molecule is a chiral amine or salt thereof, e.g., an amine containing at least one asymmetric center. Exemplary chiral amines include, but are not limited to, (R)-methylbenzylamine, (S)-methylbenzylamine, (S)-2-aminobutane, (R)-2-aminobutane, (S)-1-aminoindane, (R)-1-aminoindane, (R)-1,1,1-trifluoropropan-2-amine, (S)-1,1,1-trifluoropropan-2-amine, (R)-2-amino-1-propanol, (S)-2-amino-1-propanol, (1*R*, 2*S*)-*cis*-1-amino-2-indanol, (1*R*, 2*R*)-*trans*-1-amino-2-indanol, 1-(*R*)-amino-6-hydroxyindanamine, 1-(*S*)-amino-6-hydroxyindanamine, (R)-2-amino-1-butanol, (S)-2-amino-1-butanol, (R)-1-amino-1-phenylethane, (S)-1-amino-1-phenylethane, (R)-1-amino-1-(2-methoxy-5-fluorophenyl)ethane, (S)-1-amino-1-(2-methoxy-5-fluorophenyl)ethane, (R)-1-amino-1-phenylpropane, (S)-1-amino-1-phenylpropane, (R)-1-amino-1-(4-hydroxyphenyl)propane, (S)-1-amino-1-(4-hydroxyphenyl)propane, (R)-1-amino-1-(4-bromophenyl)propane, (S)-1-amino-1-(4-bromophenyl)propane, (R)-1-amino-1-(4-nitrophenyl)propane, (S)-1-amino-1-(4-nitrophenyl)propane, (R)-1-phenyl-2-aminopropane, (S)-1-phenyl-2-aminopropane, (R)-1-(3-trifluoromethylphenyl)-2-aminopropane, (S)-1-(3-trifluoromethylphenyl)-2-aminopropane, (R)-1-amino-1-phenylbutane, (S)-1-amino-1-phenylbutane, (R)-1-phenyl-2-aminobutane, (S)-1-phenyl-2-aminobutane, (R)-1-(2,5-di-methoxy-4-methylphenyl)-2-aminobutane, (S)-1-(2,5-di-methoxy-4-methylphenyl)-2-aminobutane, (R)-1-phenyl-3-aminobutane, (S)-1-phenyl-3-aminobutane, (R)-1-(4-hydroxyphenyl)-3-aminobutane, (S)-1-(4-hydroxyphenyl)-3-aminobutane, (R)-1-amino-1-(2-naphthyl)ethane, (S)-1-amino-1-(2-naphthyl)ethane

(R)-1-aminotetralin, (S)-1-aminotetralin, (R)-2-aminotetralin, (S)-2-aminotetralin, (R)-2-amino-5-methoxytetralin, (S)-2-amino-5-methoxytetralin, (1R,2S)-*cis*-2-methylcyclopentanamine, (1S,2R)-*cis*-2-methylcyclopentanamine, (1R,2R)-*trans*-2-methylcyclopentanamine, (1S,2S)-*trans*-2-methylcyclopentanamine, (1R,3S)-*cis*-3-methylcyclopentanamine, (1S,3R)-*cis*-3-methylcyclopentanamine, (1R,3R)-*trans*-3-methylcyclopentanamine, (1S,3S)-*trans*-3-methylcyclopentanamine, (1R,2S)-*cis*-2-ethylcyclopentanamine, (1S,2R)-*cis*-2-ethylcyclopentanamine, (1R,2R)-*trans*-2-ethylcyclopentanamine, (1S,2S)-*trans*-2-ethylcyclopentanamine, (1R,3S)-*cis*-3-ethylcyclopentanamine, (1S,3R)-*cis*-3-ethylcyclopentanamine, (1R,3R)-*trans*-3-ethylcyclopentanamine, (1S,3S)-*trans*-3-ethylcyclopentanamine, (1R,2S)-*cis*-2-methylcyclohexanamine, (1S,2R)-*cis*-2-methylcyclohexanamine, (1R,2R)-*trans*-2-methylcyclohexanamine, (1S,2S)-*trans*-2-methylcyclohexanamine, (1R,3S)-*cis*-3-methylcyclohexanamine, (1S,3R)-*cis*-3-methylcyclohexanamine, (1R,3R)-*trans*-3-methylcyclohexanamine, (1S,3S)-*trans*-3-methylcyclohexanamine, (1R,2S)-*cis*-2-ethylcyclohexanamine, (1S,2R)-*cis*-2-ethylcyclohexanamine, (1R,2R)-*trans*-2-ethylcyclohexanamine, (1S,2S)-*trans*-2-ethylcyclohexanamine, (1R,3S)-*cis*-3-ethylcyclohexanamine, (1S,3R)-*cis*-3-ethylcyclohexanamine, (1R,3R)-*trans*-3-ethylcyclohexanamine, (1S,3S)-*trans*-3-ethylcyclohexanamine, or a salt thereof.

[0022] In certain embodiments, the amino donor molecule is an amino acid or a polypeptide thereof and/or salt thereof. In certain embodiments, the amino acid is selected from glycine, alanine, aspartic acid, phenylalanine, 2-aminopentanedioic acid, 3-aminobutyrate, γ -aminobutyrate, β -alanine, asparagine, cysteine, glutamic acid, glutamine, proline, selenocysteine, serine, tyrosine, arginine, histidine, ornithine, isoleucine, leucine, lysine, methionine, threonine, tryptophan, valine, and polypeptides thereof and/or salts thereof.

[0023] In certain embodiments, the chiral amino donor molecule is a chiral amino acid or a polypeptide thereof and/or a salt thereof, *e.g.*, containing at least one asymmetric center. Exemplary chiral amino acids include, but are not limited to, (L)-alanine, (D)-alanine, (L)-aspartic acid, (D)-aspartic acid, (L)-phenylalanine, (D)-phenylalanine, (2S)-2-aminopentanedioic acid, (L)-asparagine, (D)-asparagine, (L)-cysteine, (D)-cysteine, (L)-glutamine, (D)-glutamine, (L)-glutamic acid, (D)-glutamic acid, (L)-proline, (D)-proline, (L)-selenocysteine, (D)-selenocysteine, (L)-serine, (D)-serine, (L)-tyrosine, (D)-tyrosine, (L)-

arginine, (D)-arginine, (L)-histidine, (D)-histidine, (L)-isoleucine, (D)-isoleucine, (L)-leucine, (D)-leucine, (L)-lysine, (D)-lysine, (L)-methionine, (D)-methionine, (L)-threonine, (D)-threonine, (L)-tryptophan, (D)-tryptophan, (L)-valine, (D)-valine, (L)-ornithine, (D)-ornithine, (3R)-aminobutyrate, (3S)-aminobutyrate and polypeptides thereof and/or salts thereof.

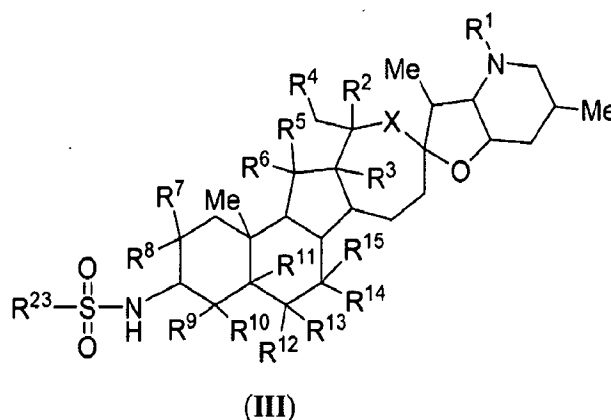
[0024] In certain embodiments, the solution is a buffered solution. In certain embodiments, the buffered solution is a sodium phosphate buffered solution.

[0025] In certain embodiments, the pH of the solution is between about 5 and about 9, between about 5 and about 8, between about 6 and about 8, between about 7 and about 8, between about 7 and about 7.5, or between about 7.5 and about 8.

[0026] In certain embodiments, the pH of the solution is less than about 9, less than about 8.5, or less than about 8. In certain embodiments, the pH of the solution is about 7. In certain embodiments, the pH of the solution is about 7.5. In certain embodiments, the pH of the solution is about 8.

[0027] In certain embodiments, the compound of formula (I) or a salt thereof and a compound of formula (II) or a salt thereof are selected from any set of compounds provided in Tables 1, 2, 3, 4 or 5.

[0028] In certain embodiments, the process further comprises contacting a compound of formula (II) or a salt thereof with a sulfonylating agent to provide a compound of formula (III):



or a salt thereof,

wherein R²³ is alkyl or aryl.

[0029] In certain embodiments, the sulfonylating agent is selected from benzenesulfonyl chloride, benzenesulfonyl anhydride, p-toluenesulfonyl chloride, p-toluenesulfonyl anhydride,

methanesulfonyl chloride, and methanesulfonyl anhydride. In certain embodiments, the sulfonylating agent is methanesulfonyl chloride or methanesulfonyl anhydride, and R²³ is -CH₃.

[0030] The details of additional or alternative embodiments are set forth in the accompanying *Detailed Description* and *Examples* as described below. Other features, objects, and advantages of the invention will be apparent from this description and from the claims.

DEFINITIONS

[0031] Definitions of specific functional groups and chemical terms are described in more detail below. The chemical elements are identified in accordance with the Periodic Table of the Elements, CAS version, Handbook of Chemistry and Physics, 75th Ed., inside cover, and specific functional groups are generally defined as described therein. Additionally, general principles of organic chemistry, as well as specific functional moieties and reactivity, are described in *Organic Chemistry*, Thomas Sorrell, University Science Books, Sausalito, 1999; Smith and March *March's Advanced Organic Chemistry*, 5th Edition, John Wiley & Sons, Inc., New York, 2001; Larock, *Comprehensive Organic Transformations*, VCH Publishers, Inc., New York, 1989; and Carruthers, *Some Modern Methods of Organic Synthesis*, 3rd Edition, Cambridge University Press, Cambridge, 1987, each of which is incorporated herein by reference.

[0032] Certain compounds of the present invention comprise one or more asymmetric centers, and thus can exist in various isomeric forms, *e.g.*, enantiomers and/or diastereomers. The compounds provided herein can be in the form of an individual enantiomer, diastereomer or geometric isomer, or can be in the form of a mixture of stereoisomers, including racemic mixtures and mixtures enriched in one or more stereoisomer. In certain embodiments, the compounds of the invention are enantiopure compounds. In certain other embodiments, mixtures of stereoisomers are provided.

[0033] Furthermore, certain compounds, as described herein may have one or more double bonds that can exist as either the *cis* or *trans*, or the E or Z isomer, unless otherwise indicated. The invention additionally encompasses the compounds as individual isomers substantially free of other isomers, and alternatively, as mixtures of various isomers, *e.g.*, racemic mixtures of E/Z isomers or mixtures enriched in one E/Z isomer.

[0034] The terms "enantiomerically enriched," "enantiomerically pure" and "non-racemic," as used interchangeably herein, refer to compositions in which the percent by weight of one

enantiomer is greater than the amount of that one enantiomer in a control mixture of the racemic composition (e.g., greater than 1:1 by weight). For example, an enantiomerically enriched preparation of the (S)-enantiomer, means a preparation of the compound having greater than 50% by weight of the (S)-enantiomer relative to the (R)-enantiomer, more preferably at least 75% by weight, and even more preferably at least 80% by weight. In some embodiments, the enrichment can be much greater than 80% by weight, providing a "substantially enantiomerically enriched," "substantially enantiomerically pure" or a "substantially non-racemic" preparation, which refers to preparations of compositions which have at least 85% by weight of one enantiomer relative to other enantiomer, more preferably at least 90% by weight, and even more preferably at least 95% by weight. Enantiomers can be isolated from mixtures by methods known to those skilled in the art, including chiral high pressure liquid chromatography (HPLC) and the formation and crystallization of chiral salts; or preferred enantiomers can be prepared by asymmetric syntheses. See, for example, Jacques, et al., *Enantiomers, Racemates and Resolutions* (Wiley Interscience, New York, 1981); Wilen, S.H., et al., *Tetrahedron* 33:2725 (1977); Eliel, E.L. *Stereochemistry of Carbon Compounds* (McGraw-Hill, NY, 1962); and Wilen, S.H. *Tables of Resolving Agents and Optical Resolutions* p. 268 (E.L. Eliel, Ed., Univ. of Notre Dame Press, Notre Dame, IN 1972), each of which is incorporated herein by reference.

[0035] Carbon atoms, unless otherwise specified, may optionally be substituted with one or more substituents. The number of substituents is typically limited by the number of available valences on the carbon atom, and may be substituted by replacement of one or more of the hydrogen atoms that would be available on the unsubstituted group. Suitable substituents are known in the art and include, but are not limited to, alkyl, alkenyl, alkynyl, alkoxy, alkoxy, alkylthio, aryl, aryloxy, arylthio, aralkyl, heteroaryl, heteroaralkyl, cycloalkyl, heterocyclyl, halo, azido, hydroxyl, thio, amino, nitro, nitrile, imido, amido, carboxylic acid, aldehyde, carbonyl, ester, silyl, haloalkyl, haloalkoxy (e.g., perfluoroalkoxy such as $-\text{OCF}_3$), =O, =S, and the like.

[0036] When a range of values is listed, it is intended to encompass each value and sub-range within the range. For example, an alkyl group containing 1–6 carbon atoms (C_{1-6} alkyl) is intended to encompass, C_1 , C_2 , C_3 , C_4 , C_5 , C_6 , C_{1-6} , C_{2-6} , C_{3-6} , C_{4-6} , C_{5-6} , C_{1-5} , C_{2-5} , C_{3-5} , C_{4-5} , C_{1-4} , C_{2-4} , C_{3-4} , C_{1-3} , C_{2-3} , and C_{1-2} alkyl.

[0037] The term "alkyl," as used herein, refers to saturated, straight- or branched-chain hydrocarbon radical containing between one and thirty carbon atoms. In certain embodiments,

the alkyl group contains 1–20 carbon atoms. Alkyl groups, unless otherwise specified, may optionally be substituted with one or more substituents. In certain embodiments, the alkyl group contains 1–10 carbon atoms. In certain embodiments, the alkyl group contains 1–6 carbon atoms. In certain embodiments, the alkyl group contains 1–5 carbon atoms. In certain embodiments, the alkyl group contains 1–4 carbon atoms. In certain embodiments, the alkyl group contains 1–3 carbon atoms. In certain embodiments, the alkyl group contains 1–2 carbon atoms. In certain embodiments, the alkyl group contains 1 carbon atom. Examples of alkyl radicals include, but are not limited to, methyl, ethyl, n-propyl, isopropyl, n-butyl, iso-butyl, sec-butyl, sec-pentyl, iso-pentyl, tert-butyl, n-pentyl, neopentyl, n-hexyl, sec-hexyl, n-heptyl, n-octyl, n-decyl, n-undecyl, dodecyl, and the like.

[0038] The term “alkenyl,” as used herein, denotes a straight- or branched-chain hydrocarbon radical having at least one carbon-carbon double bond by the removal of a single hydrogen atom, and containing between two and thirty carbon atoms. Alkenyl groups, unless otherwise specified, may optionally be substituted with one or more substituents. In certain embodiments, the alkenyl group contains 2–20 carbon atoms. In certain embodiments, the alkenyl group contains 2–10 carbon atoms. In certain embodiments, the alkenyl group contains 2–6 carbon atoms. In certain embodiments, the alkenyl group contains 2–5 carbon atoms. In certain embodiments, the alkenyl group contains 2–4 carbon atoms. In certain embodiment, the alkenyl group contains 2–3 carbon atoms. In certain embodiments, the alkenyl group contains 2 carbon atoms. Alkenyl groups include, for example, ethenyl, propenyl, butenyl, 1-methyl-2-buten-1-yl, and the like.

[0039] The term “alkynyl,” as used herein, denotes a straight- or branched-chain hydrocarbon radical having at least one carbon-carbon triple bond by the removal of a single hydrogen atom, and containing between two and thirty carbon atoms. Alkynyl groups, unless otherwise specified, may optionally be substituted with one or more substituents. In certain embodiments, the alkynyl group contains 2–20 carbon atoms. In certain embodiments, the alkynyl group contains 2–10 carbon atoms. In certain embodiments, the alkynyl group contains 2–6 carbon atoms. In certain embodiments, the alkynyl group contains 2–5 carbon atoms. In certain embodiments, the alkynyl group contains 2–4 carbon atoms. In certain embodiments, the alkynyl group contains 2–3 carbon atoms. In certain embodiments, the alkynyl group contains 2

carbon atoms. Representative alkynyl groups include, but are not limited to, ethynyl, 2-propynyl (propargyl), 1-propynyl, and the like.

[0040] The terms “cycloalkyl”, used alone or as part of a larger moiety, refer to a saturated monocyclic or bicyclic hydrocarbon ring system having from 3–15 carbon ring members. Cycloalkyl groups, unless otherwise specified, may optionally be substituted with one or more substituents. In certain embodiments, cycloalkyl groups contain 3–10 carbon ring members. In certain embodiments, cycloalkyl groups contain 3–9 carbon ring members. In certain embodiments, cycloalkyl groups contain 3–8 carbon ring members. In certain embodiments, cycloalkyl groups contain 3–7 carbon ring members. In certain embodiments, cycloalkyl groups contain 3–6 carbon ring members. In certain embodiments, cycloalkyl groups contain 3–5 carbon ring members. Cycloalkyl groups include, without limitation, cyclopropyl, cyclobutyl, cyclopentyl, cyclohexyl, cycloheptyl, and cyclooctyl. The term “cycloalkyl” also includes saturated hydrocarbon ring systems that are fused to one or more aryl or heteroaryl rings, such as decahydronaphthyl or tetrahydronaphthyl, where the point of attachment is on the saturated hydrocarbon ring.

[0041] The term “aryl” used alone or as part of a larger moiety (as in “aralkyl”), refers to an aromatic monocyclic and bicyclic hydrocarbon ring system having a total of 6–10 carbon ring members. Aryl groups, unless otherwise specified, may optionally be substituted with one or more substituents. In certain embodiments of the present invention, “aryl” refers to an aromatic ring system which includes, but not limited to, phenyl, biphenyl, naphthyl, anthracyl and the like, which may bear one or more substituents. Also included within the scope of the term “aryl”, as it is used herein, is a group in which an aryl ring is fused to one or more non-aromatic rings, such as indanyl, phthalimidyl or tetrahydronaphthalyl, and the like, where the point of attachment is on the aryl ring.

[0042] The term “aralkyl” refers to an alkyl group, as defined herein, substituted by aryl group, as defined herein, wherein the point of attachment is on the alkyl group.

[0043] The term “heteroatom” refers to boron, phosphorus, selenium, nitrogen, oxygen, or sulfur, and includes any oxidized form of nitrogen or sulfur, and any quaternized form of abasic nitrogen.

[0044] The terms “heteroaryl” used alone or as part of a larger moiety, *e.g.*, “heteroaralkyl”, refer to an aromatic monocyclic or bicyclic hydrocarbon ring system having 5–

10 ring atoms wherein the ring atoms comprise, in addition to carbon atoms, from one to five heteroatoms. Heteroaryl groups, unless otherwise specified, may optionally be substituted with one or more substituents. When used in reference to a ring atom of a heteroaryl group, the term "nitrogen" includes a substituted nitrogen. Heteroaryl groups include, without limitation, thienyl, furanyl, pyrrolyl, imidazolyl, pyrazolyl, triazolyl, tetrazolyl, oxazolyl, isoxazolyl, oxadiazolyl, thiazolyl, isothiazolyl, thiadiazolyl, pyridyl, pyridazinyl, pyrimidinyl, pyrazinyl, indoliziny, purinyl, naphthyridinyl, and pteridinyl. The terms "heteroaryl" and "heteroar-", as used herein, also include groups in which a heteroaryl ring is fused to one or more aryl, cycloalkyl or heterocycloalkyl rings, wherein the point of attachment is on the heteroaryl ring. Nonlimiting examples include indolyl, isoindolyl, benzothienyl, benzofuranyl, dibenzofuranyl, indazolyl, benzimidazolyl, benzthiazolyl, quinolyl, isoquinolyl, cinnoliny, phthalazinyl, quinazolinyl, quinoxalinyl, 4*H*-quinoliziny, carbazolyl, acridinyl, phenazinyl, phenothiazinyl, phenoxazinyl, tetrahydroquinoliny, and tetrahydroisoquinoliny.

[0045] The term "heteroaralkyl" refers to an alkyl group, as defined herein, substituted by a heteroaryl group, as defined herein, wherein the point of attachment is on the alkyl group.

[0046] As used herein, the terms "heterocycloalkyl" or "heterocyclyl" refer to a stable non-aromatic 5-7 membered monocyclic hydrocarbon or stable non-aromatic 7-10 membered bicyclic hydrocarbon that is either saturated or partially unsaturated, and having, in addition to carbon atoms, one or more heteroatoms. Heterocycloalkyl or heterocyclyl groups, unless otherwise specified, may optionally be substituted with one or more substituents. When used in reference to a ring atom of a heterocycloalkyl group, the term "nitrogen" includes a substituted nitrogen. The point of attachment of a heterocycloalkyl group may be at any of its heteroatom or carbon ring atoms that results in a stable structure. Examples of heterocycloalkyl groups include, without limitation, tetrahydrofuranyl, tetrahydrothienyl, pyrrolidinyl, pyrrolidonyl, piperidinyl, pyrrolinyl, tetrahydroquinoliny, tetrahydroisoquinoliny, decahydroquinoliny, oxazolidinyl, piperazinyl, dioxanyl, dioxolanyl, diazepinyl, oxazepinyl, thiazepinyl, morpholiny, and quinuclidinyl. "Heterocycloalkyl" also include groups in which the heterocycloalkyl ring is fused to one or more aryl, heteroaryl or cycloalkyl rings, such as indoliny, chromanyl, phenanthridinyl, or tetrahydroquinoliny, where the radical or point of attachment is on the heterocycloalkyl ring.

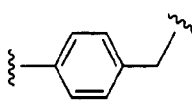
[0047] The term “unsaturated”, as used herein, means that a moiety has one or more double or triple bonds.

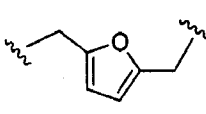
[0048] As used herein, the term “partially unsaturated” refers to a ring moiety that includes at least one double or triple bond. The term “partially unsaturated” is intended to encompass rings having multiple sites of unsaturation, but is not intended to include aromatic groups, such as aryl or heteroaryl moieties, as defined herein.

[0049] The term “diradical” as used herein refers to an alkyl, alkenyl, alkynyl, aryl, cycloalkyl, heterocycloalkyl, aralkyl, heteroaryl, and heteroaralkyl groups, as described herein, wherein 2 hydrogen atoms are removed to form a divalent moiety. Diradicals are typically end with a suffix of “-ene”. For example, alkyl diradicals are referred to as alkenes (for example:



, and $-(CR'_2)_x-$ wherein R' is hydrogen or other substituent and x is 1, 2, 3, 4, 5 or 6); alkenyl diradicals are referred to as “alkenylenes”; alkynyl diradicals are referred to as “alkynylenes”; aryl and aralkyl diradicals are referred to as “arylenes” and “aralkylenes”,

respectively (for example: ); heteroaryl and heteroaralkyl diradicals are referred

to as “heteroarylenes” and “heteroaralkylenes”, respectively (for example: ); cycloalkyl diradicals are referred to as “cycloalkylenes”; heterocycloalkyl diradicals are referred to as “heterocycloalkylenes”; and the like.

[0050] The terms “halo” and “halogen” as used herein refer to an atom selected from fluorine (fluoro, -F), chlorine (chloro, -Cl), bromine (bromo, -Br), and iodine (iodo, -I).

[0051] As used herein, the term “haloalkyl” refers to an alkyl group, as described herein, wherein one or more of the hydrogen atoms of the alkyl group is replaced with one or more halogen atoms. In certain embodiments, the haloalkyl group is a perhaloalkyl group, that is, having all of the hydrogen atoms of the alkyl group replaced with halogens (*e.g.*, such as the perfluoroalkyl group $-CF_3$).

[0052] As used herein, the term “azido” refers to the group $-N_3$.

[0053] As used herein, the term “nitrile” refers to the group $-CN$.

[0054] As used herein, the term “nitro” refers to the group $-NO_2$.

[0055] As used herein, the term “hydroxyl” or “hydroxy” refers to the group $-OH$.

- [0056] As used herein, the term “thiol” or “thio” refers to the group $-SH$.
- [0057] As used herein, the term “carboxylic acid” refers to the group $-CO_2H$.
- [0058] As used herein, the term “aldehyde” refers to the group $-CHO$.
- [0059] As used herein, the term “alkoxy” refers to the group $-OR'$, wherein R' is an alkyl, alkenyl or alkynyl group, as defined herein.
- [0060] As used herein, the term “aryloxy” refers to the group $-OR'$, wherein each R' is an aryl or heteroaryl group, as defined herein.
- [0061] As used herein, the term “alkylthio” or “alkylthiooxy” refers to the group $-SR'$, wherein each R' is, independently, a carbon moiety, such as, for example, an alkyl, alkenyl, or alkynyl group, as defined herein.
- [0062] As used herein, the term “arylthio” refers to the group $-SR'$, wherein each R' is an aryl or heteroaryl group, as defined herein.
- [0063] As used herein, the term “amino” refers to the group $-NR'_2$, wherein each R' is, independently, hydrogen, a carbon moiety, such as, for example, an alkyl, alkenyl, alkynyl, aryl or heteroaryl group, as defined herein, or two R' groups together with the nitrogen atom to which they are bound form a 5-8 membered ring.
- [0064] As used herein, the term “carbonyl” refers to the group $-C(=O)R'$, wherein R' is, independently, a carbon moiety, such as, for example, an alkyl, alkenyl, alkynyl, aryl or heteroaryl group, as defined herein.
- [0065] As used herein, the term “ester” refers to the group $-C(=O)OR'$ or $-OC(=O)R'$ wherein each R' is, independently, a carbon moiety, such as, for example, an alkyl, alkenyl, alkynyl, aryl or heteroaryl group, as defined herein.
- [0066] As used herein, the term “amide” or “amido” refers to the group $-C(=O)N(R')_2$ or $-NR'C(=O)R'$ wherein each R' is, independently, hydrogen or a carbon moiety, such as, for example, an alkyl, alkenyl, alkynyl, aryl or heteroaryl group, as defined herein, or two R' groups together with the nitrogen atom to which they are bound form a 5-8 membered ring.
- [0067] As used herein, the term “imide” or “imido” refers to the group $-C(=NR')N(R')_2$ or $-NR'C(=NR')R'$ wherein each R' is, independently, hydrogen or a carbon moiety, such as, for example, an alkyl, alkenyl, alkynyl, aryl or heteroaryl group, as defined herein, or wherein two R' groups together with the nitrogen atom to which they are bound form a 5-8 membered ring.

[0068] As used herein "silyl" refers to the group $-\text{Si}(\text{R}')_3$ wherein R' is a carbon moiety, such as, for example, an alkyl, alkenyl, alkynyl, aryl or heteroaryl group.

[0069] The term "salt" refers to inorganic and organic acid addition salts of compounds of the present invention. Non-limiting examples of representative salts include salts derived from suitable inorganic and organic acids, *e.g.*, hydrochloric acid, hydrobromic acid, phosphoric acid, sulfuric acid and perchloric acid or with organic acids such as acetic acid, oxalic acid, maleic acid, tartaric acid, citric acid, succinic acid or malonic acid or by using other methods used in the art such as ion exchange. Other acid addition salts include adipate, alginate, ascorbate, aspartate, benzenesulfonate, benzoate, bisulfate, borate, butyrate, camphorate, camphorsulfonate, citrate, cyclopentanepropionate, digluconate, dodecylsulfate, ethanesulfonate, formate, fumarate, glucoheptonate, glycerophosphate, gluconate, hemisulfate, heptanoate, hexanoate, hydroiodide, 2-hydroxy-ethanesulfonate, lactobionate, lactate, laurate, lauryl sulfate, malate, maleate, malonate, methanesulfonate, 2-naphthalenesulfonate, nicotinate, nitrate, oleate, oxalate, palmitate, pamoate, pectinate, persulfate, 3-phenylpropionate, phosphate, picrate, pivalate, propionate, stearate, succinate, sulfate, tartrate, thiocyanate, p-toluenesulfonate, undecanoate, valerate salts, and the like (see, for example, Berge *et al.* (1977) "Pharmaceutical Salts", *J. Pharm. Sci.* 66:1-19, incorporated herein by reference).

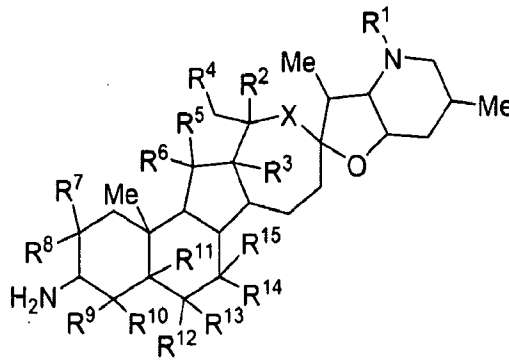
BRIEF DESCRIPTION OF THE DRAWINGS

[0070] FIGURE 1 depicts the chemical synthesis of IPI-926 in six steps from a ketone starting material as described in Tremblay *et al.*, "Discovery of a Potent and Orally Active Hedgehog Pathway Antagonist (IPI-926)" *J. Med. Chem.* (2009) 52:4400-4418. The inventive transamination method shortens this route by at least three steps.

[0071] FIGURE 2 depicts two types of enzymatic transaminations. *Figure 2a* depicts the L-alanine dehydrogenase (LADH) / formate dehydrogenase (FDH) promoted transamination. *Figure 2b* depicts the lactate dehydrogenase (LDH) / Glucose dehydrogenase (GDH) promoted transamination.

DETAILED DESCRIPTION

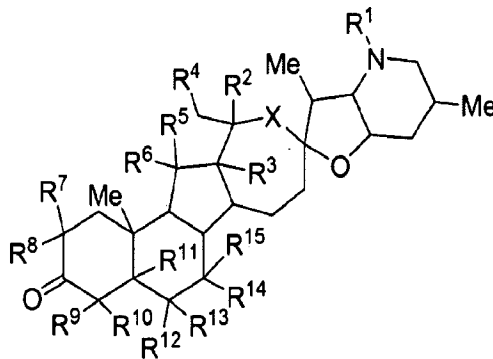
[0072] Provided is a process for preparing a compound of formula (II):



(II)

or a salt thereof;

from a compound of formula (I):



(I)

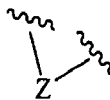
or a salt thereof;

wherein:

R¹ is H, alkyl, alkenyl, alkynyl, aryl, cycloalkyl, heterocycloalkyl, aralkyl, heteroaryl, heteroaralkyl, haloalkyl, -OR¹⁶, -C(O)R¹⁶, -CO₂R¹⁶, -SO₂R¹⁶, -C(O)N(R¹⁷)(R¹⁷), -[C(R¹⁶)₂]_q-R¹⁶, -[(W)-N(R¹⁷)C(O)]_qR¹⁶, -[(W)-C(O)]_qR¹⁶, -[(W)-C(O)O]_qR¹⁶, -[(W)-OC(O)]_qR¹⁶, -[(W)-SO₂]_qR¹⁶, -[(W)-N(R¹⁷)SO₂]_qR¹⁶, -[(W)-C(O)N(R¹⁷)]_qR¹⁷, -[(W)-O]_qR¹⁶, -[(W)-N(R¹⁷)]_qR¹⁶, or -[(W)-S]_qR¹⁶; wherein W is a diradical and q is 1, 2, 3, 4, 5, or 6;

each R² and R³ is, independently, H, alkyl, alkenyl, alkynyl, aryl, cycloalkyl, heterocycloalkyl, aralkyl, heteroaryl, heteroaralkyl, haloalkyl, halo, -OR¹⁶, -OR¹⁶, -N(R¹⁷)₂, or -SR¹⁶,

or R² and R³ taken together form a double bond or form a group



wherein Z is NR^{17} , O, or $\text{C}(\text{R}^{18})_2$;

R^4 is independently H, halo, $-\text{OR}^{16}$, $-\text{N}(\text{R}^{17})_2$, or $-\text{SR}^{16}$;

each R^5 and R^6 , is, independently, H, alkyl, alkenyl, alkynyl, aryl, cycloalkyl, heterocycloalkyl, aralkyl, heteroaryl, heteroaralkyl, halo, $-\text{OR}^{16}$, $-\text{N}(\text{R}^{17})_2$, or $-\text{SR}^{16}$;

or R^5 and R^6 taken together with the carbon to which they are bonded, form $\text{C}=\text{O}$, $\text{C}=\text{S}$, $\text{C}=\text{N}-\text{OR}^{17}$, $\text{C}=\text{N}-\text{R}^{17}$, $\text{C}=\text{N}-\text{N}(\text{R}^{17})_2$, or form an optionally substituted 3–8 membered ring;

each R^7 , R^8 , R^9 , R^{10} , R^{11} , R^{12} and R^{13} is, independently, H, alkyl, alkenyl, alkynyl, aryl, cycloalkyl, heterocycloalkyl, aralkyl, heteroaryl, heteroaralkyl, halo, $-\text{OR}^{16}$, $-\text{N}(\text{R}^{17})_2$, or $-\text{SR}^{16}$;

or R^{10} and R^{11} taken together, or R^{11} and R^{12} taken together, form a double bond or form a group



wherein Z is NR^{17} , O, or $\text{C}(\text{R}^{18})_2$;

each R^{14} and R^{15} is, independently, H, halo, $-\text{OR}^{16}$, $-\text{N}(\text{R}^{17})_2$, or $-\text{SR}^{16}$;

or R^{14} and R^{15} taken together with the carbon to which they are bonded, form $\text{C}=\text{O}$ or $\text{C}=\text{S}$;

X is a bond or the group $-\text{C}(\text{R}^{19})_2-$; wherein each R^{19} is, independently, H, alkyl, aralkyl, halo, $-\text{CN}$, $-\text{OR}^{16}$, or $-\text{N}(\text{R}^{17})_2$;

R^{16} is H, alkyl, alkenyl, alkynyl, aryl, cycloalkyl, heterocycloalkyl, aralkyl, heteroaryl, heteroaralkyl or $-\text{C}(\text{R}^{20})_2$ $-\text{R}^{21}$ wherein p is 0–6; or any two occurrences of R^{16} on the same substituent are taken together to form a 4–8 membered optionally substituted ring;

R^{17} is H, alkyl, alkenyl, alkynyl, aryl, cycloalkyl, heterocycloalkyl, aralkyl, heteroaryl, heteroaralkyl, $-\text{C}(=\text{O})\text{R}^{20}$, $-\text{C}(=\text{O})\text{OR}^{20}$, $-\text{SO}_2\text{R}^{20}$, $-\text{C}(=\text{O})\text{N}(\text{R}^{20})_2$, or $-\text{C}(\text{R}^{20})_2$ $-\text{R}^{21}$ wherein p is 0–6; or any two occurrences of R^{17} on the same substituent are taken together to form a 4–8 membered optionally substituted ring;

R^{18} is H, alkyl, alkenyl, alkynyl, aryl, cycloalkyl, heterocycloalkyl, aralkyl, heteroaryl, heteroaralkyl, halo, $-\text{CN}$, $-\text{OR}^{20}$, $-\text{OSi}(\text{R}^{20})_3$, $-\text{C}(=\text{O})\text{R}^{20}$, $-\text{C}(=\text{O})\text{OR}^{20}$, $-\text{SO}_2\text{R}^{20}$, or $-\text{C}(=\text{O})\text{N}(\text{R}^{20})_2$;

R^{20} is H, alkyl, alkenyl, alkynyl, aryl, cycloalkyl, heterocycloalkyl, aralkyl, heteroaryl, or heteroaralkyl; or any two occurrences of R^{20} on the same substituent are taken together to form a 4–8 membered optionally substituted ring;

R^{21} is $-OR^{22}$, $-N(R^{22})C(=O)R^{22}$, $-N(R^{22})C(=O)OR^{22}$, $-N(R^{22})SO_2(R^{22})$, $-C(=O)R^{22}N(R^{22})_2$, $-OC(=O)R^{22}N(R^{22})(R^{22})$, $-SO_2N(R^{22})(R^{22})$, $-N(R^{22})(R^{22})$, $-C(=O)OR^{22}$, $-C(=O)N(OH)(R^{22})$, $-OS(O)_2OR^{22}$, $-S(O)_2OR^{22}$, $-OP(=O)(OR^{22})(OR^{22})$, $-N(R^{22})P(O)(OR^{22})(OR^{22})$, or $-P(=O)(OR^{22})(OR^{22})$; and

R^{22} is H, alkyl, alkenyl, alkynyl, aryl, cycloalkyl, heterocycloalkyl, aralkyl, heteroaryl, heteroaralkyl; or any two occurrences of R^{22} on the same substituent are taken together to form a 4–8 membered optionally substituted ring;

the process comprising contacting a compound of formula (I) or a salt thereof, an amino donor molecule, and an amine transaminase enzyme in a solution to provide a compound of formula (II) or a salt thereof.

[0073] In certain embodiments, R^1 is H, alkyl, alkenyl, alkynyl, aryl, cycloalkyl, heterocycloalkyl, aralkyl, heteroaryl, heteroaralkyl, haloalkyl, $-OR^{16}$, $-C(O)R^{16}$, $-CO_2R^{16}$, $-SO_2R^{16}$, $-C(O)N(R^{17})(R^{17})$, or $-[C(R^{16})_2]_q-R^{16}$. In certain embodiments, R^1 is H, aralkyl, $-C(O)R^{16}$, $-CO_2R^{16}$, $-SO_2R^{16}$ or $-C(O)N(R^{17})(R^{17})$. In certain embodiments, R^1 is H, aralkyl or $-CO_2R^{16}$.


[0074] In certain embodiments, R^1 is H.

[0075] In certain embodiments, R^1 is aralkyl.

[0076] In certain embodiments, R^1 is $-CO_2R^{16}$. In certain embodiments, R^1 is $-CO_2R^{16}$ and R^{16} is alkyl, alkenyl, alkynyl, aryl, cycloalkyl, heterocycloalkyl, aralkyl, heteroaryl or heteroaralkyl. In certain embodiments, R^1 is a $-Boc$ group (e.g., wherein R^1 is $-CO_2R^{16}$ and R^{16} is t-butyl). In certain embodiments, R^1 is a $-Cbz$ group (e.g., wherein R^1 is $-CO_2R^{16}$ and R^{16} is benzyl).

[0077] In certain embodiments, R^2 and R^3 taken together form a double bond.

[0078] In certain embodiments, R^2 and R^3 form a group:



wherein Z is $-NR^{17}$ -, $-O$ -, or $-C(R^{18})_2$ -. In certain embodiments, Z is $-C(R^{18})_2$ -. In certain embodiments, Z is $-CH_2$ -.

[0079] In certain embodiments, X is a bond. For example, in certain embodiments, wherein R^2 and R^3 are taken together form a double bond, or wherein R^2 and R^3 form a group:



and Z is $-NR^{17}$ -, $-O$ -, or $-C(R^{18})_2$ -, then X is a bond.

[0080] In certain embodiments, X is the group $-C(R^{19})_2$ -. In certain embodiments, R^{19} is H, *e.g.*, wherein X is $-CH_2$ -.

[0081] In certain embodiments, wherein R^2 and R^3 are taken together form a double bond, then X is the group $-C(R^{19})_2$ -. In certain embodiments, wherein R^2 and R^3 are taken together form a double bond, then X is the group $-CH_2$ -.

[0082] In certain embodiments, R^4 is H.

[0083] In certain embodiments, each R^5 and R^6 , is, independently, H, or R^5 and R^6 taken together, along with the carbon to which they are bonded, form $C=O$. In certain embodiments, each of R^5 and R^6 is independently H. In certain embodiments, R^5 and R^6 taken together with the carbon to which they are bonded form $C=O$.

[0084] In certain embodiments, R^7 and R^8 are each H.

[0085] In certain embodiments, R^9 and R^{10} are each H.

[0086] In certain embodiments, R^{11} is a H.

[0087] In certain embodiments, R^{12} and R^{13} are each H.

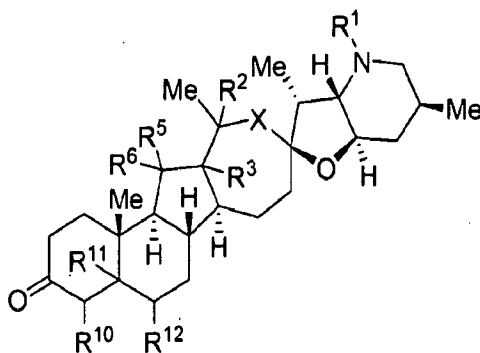
[0088] In certain embodiments, R^{14} and R^{15} are each H.

[0089] In certain embodiments, each of R^7 , R^8 , R^9 , R^{10} , R^{11} , R^{12} , R^{13} , R^{14} and R^{15} is H.

[0090] In certain embodiments, R^9 is H and R^{10} and R^{11} taken together form a double bond.

[0091] In certain embodiments, R^{13} is H, and R^{11} and R^{12} taken together form a double bond.

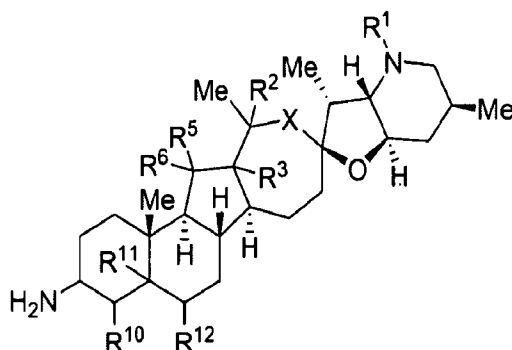
[0092] In certain embodiments, the compound of formula (I) is a compound of the formula (I-AA):



(I-AA)

or salt thereof,

and the compound of formula (II) is a compound of the formula (II-AA):

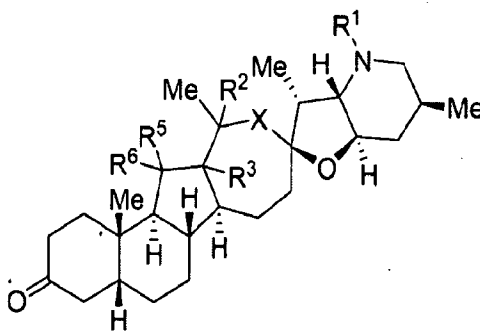


(II-AA)

or salt thereof,

wherein R^1 , R^2 , R^3 , R^5 , R^6 , R^{10} , R^{11} , R^{12} and X are as defined herein.

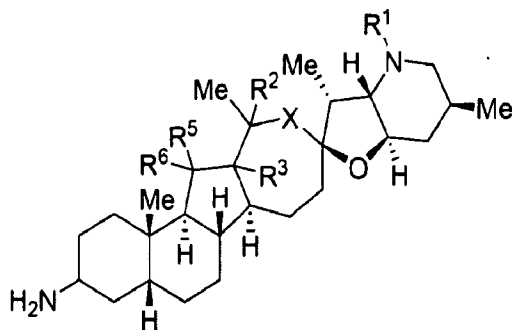
[0093] In certain embodiments, the compound of formula (I) is a compound of the formula (I-BB):



(I-BB)

or salt thereof,

and the compound of formula (II) is a compound of the formula (II-BB):

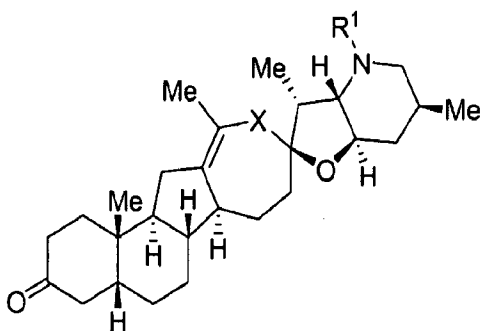


(II-BB)

or salt thereof,

wherein R^1 , R^2 , R^3 , R^5 , R^6 and X are as defined herein.

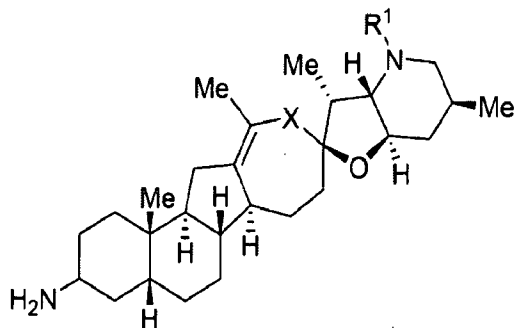
[0094] In certain embodiments, the compound of formula (I) is a compound of the formula (I-CC):



(I-CC)

or salt thereof,

and the compound of formula (II) is a compound of the formula (II-CC):



(II-CC)

or salt thereof,

wherein R^1 and X are as defined herein.

[0095] Exemplary compounds of formula (I) are provided in U.S. Patent No. 7,230,004, U.S. Patent No. 7,407,967, U.S. Publication No. 20080293754, and U.S. Publication No. 20090012109, each of which is incorporated herein by reference in their entirety.

[0096] In certain embodiments, the compound of formula (I) or a salt thereof, and a compound of formula (II) or a salt thereof, are selected from the set of compounds, or salts thereof, provided in Tables 1, 2, 3 and 4, and wherein R¹ is as defined above and herein:

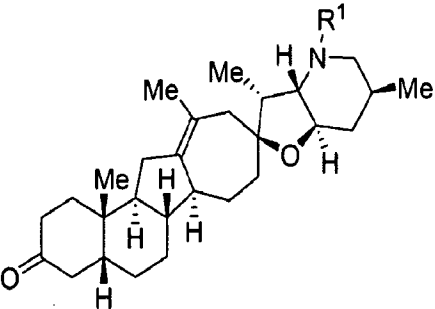
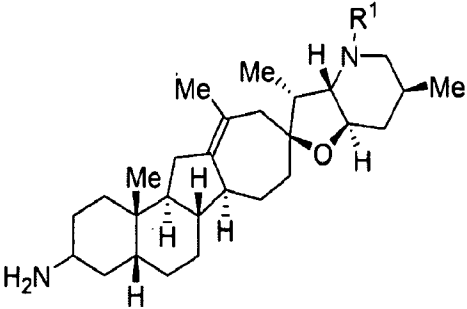
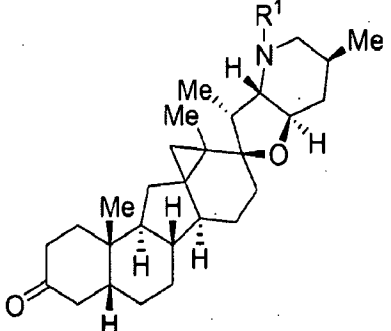
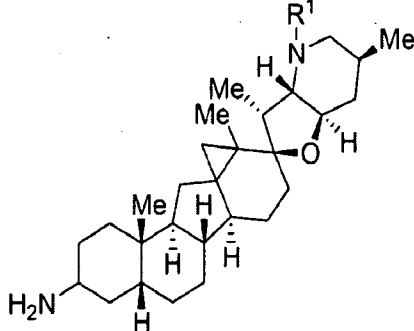
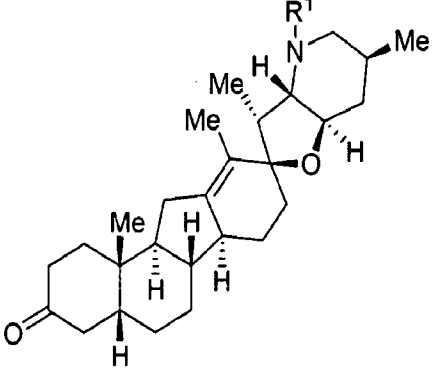
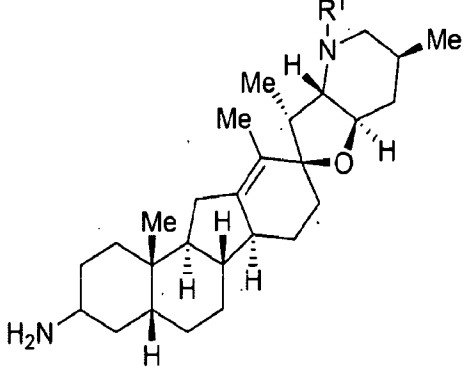
Table 1.	
Compound of formula (I)	Compound of formula (II)
 <p>(I-a)</p>	 <p>(II-a)</p>
 <p>(I-b)</p>	 <p>(II-b)</p>
 <p>(I-c)</p>	 <p>(II-c)</p>

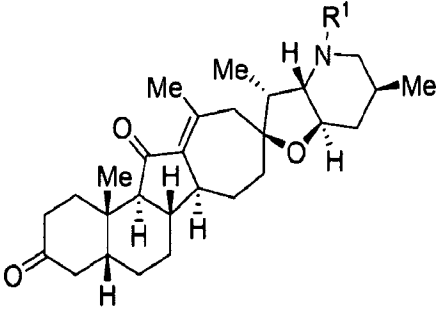
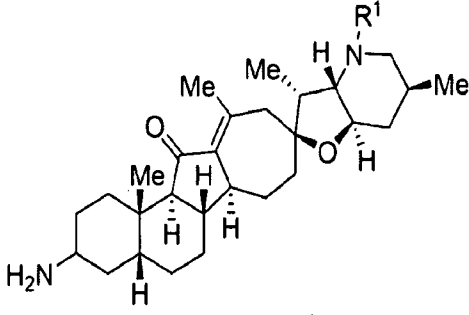
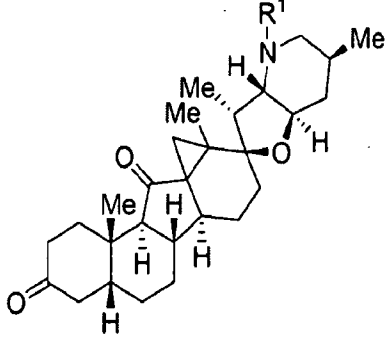
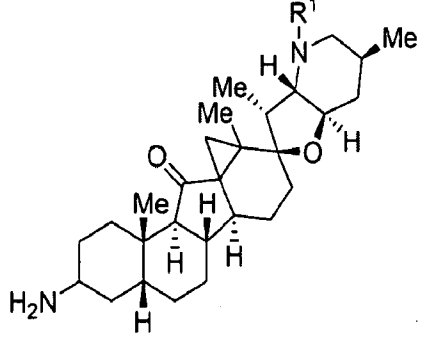
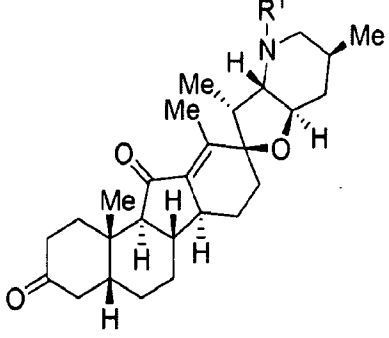
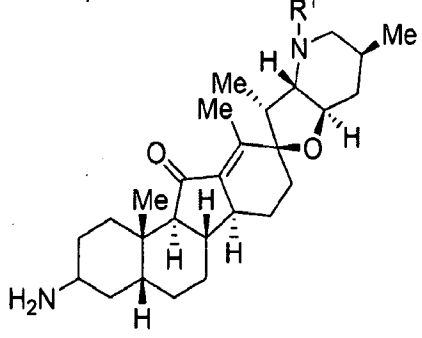
Table 1.	
Compound of formula (I)	Compound of formula (II)
 <p>(I-d)</p>	 <p>(II-d)</p>
 <p>(I-e)</p>	 <p>(II-e)</p>
 <p>(I-f)</p>	 <p>(II-f)</p>

Table 2.	
Compound of formula (I)	Compound of formula (II)

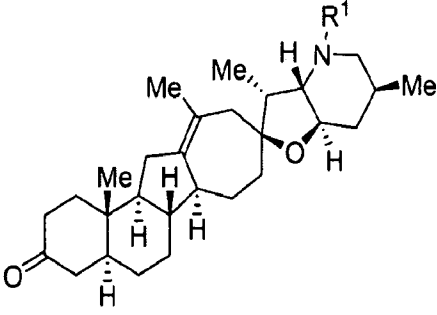
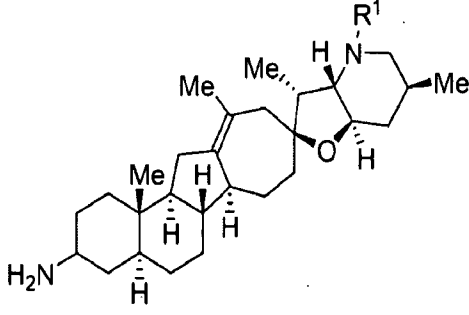
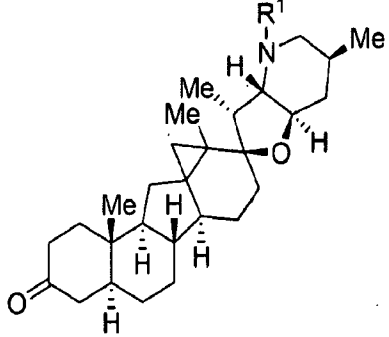
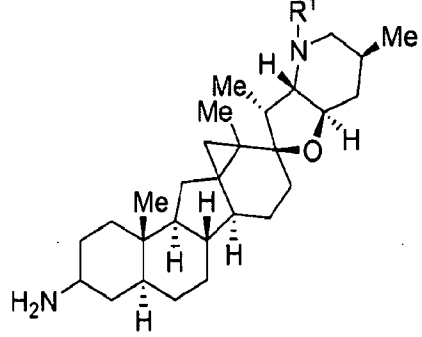
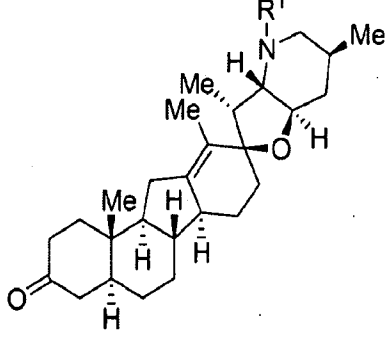
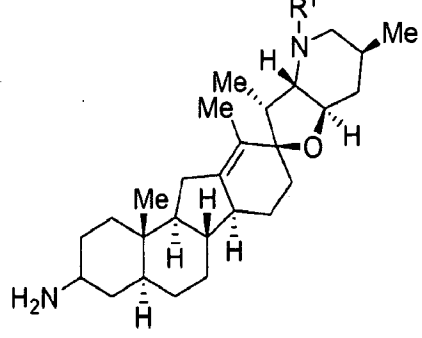
Table 2.	
Compound of formula (I)	Compound of formula (II)
 <p>(I-g)</p>	 <p>(II-g)</p>
 <p>(I-h)</p>	 <p>(II-h)</p>
 <p>(I-i)</p>	 <p>(II-i)</p>

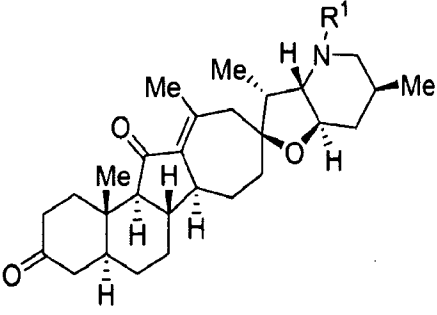
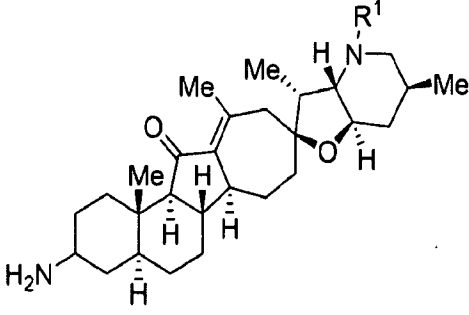
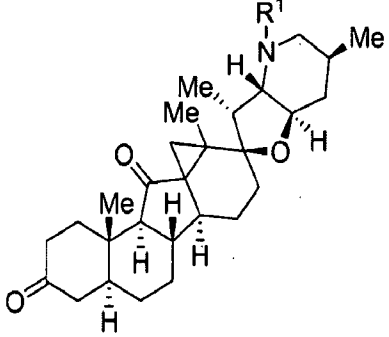
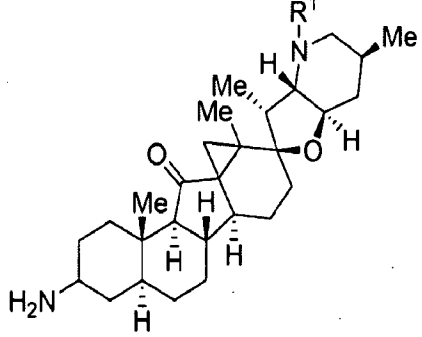
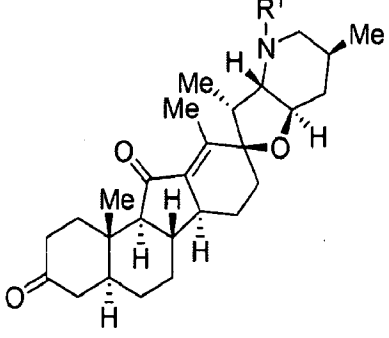
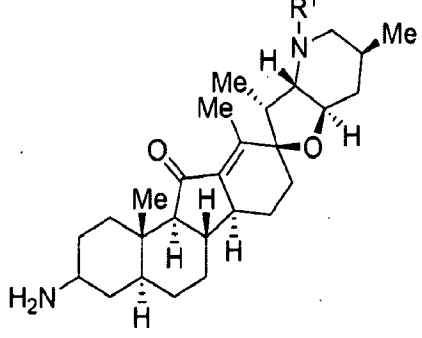
Table 2.	
Compound of formula (I)	Compound of formula (II)
 <p>(I-j)</p>	 <p>(II-j)</p>
 <p>(I-k)</p>	 <p>(II-k)</p>
 <p>(I-l)</p>	 <p>(II-l)</p>

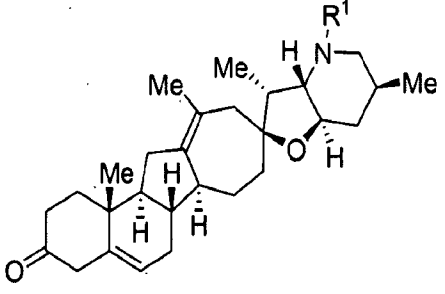
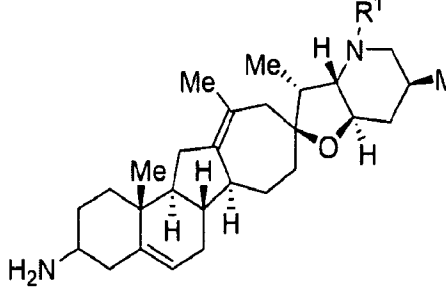
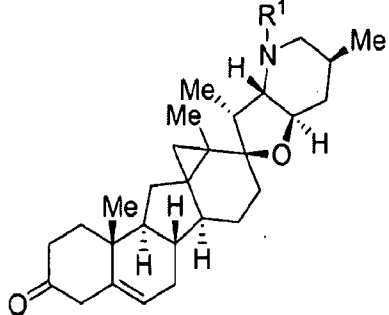
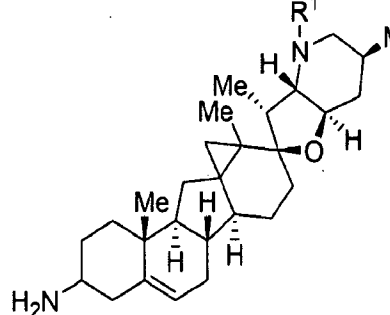
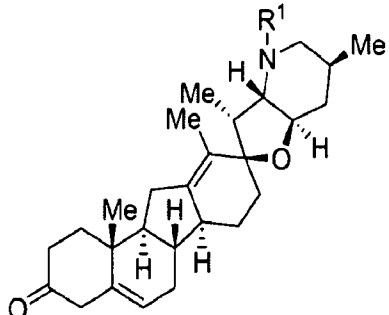
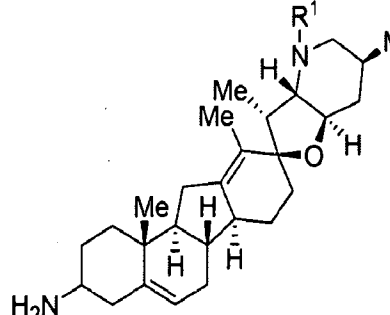
Table 3.	
Compound of formula (I)	Compound of formula (II)
 <p data-bbox="478 739 550 772">(I-m)</p>	 <p data-bbox="1037 739 1109 772">(II-m)</p>
 <p data-bbox="478 1164 550 1198">(I-n)</p>	 <p data-bbox="1037 1164 1109 1198">(II-n)</p>
 <p data-bbox="478 1568 550 1601">(I-o)</p>	 <p data-bbox="1037 1568 1109 1601">(II-o)</p>

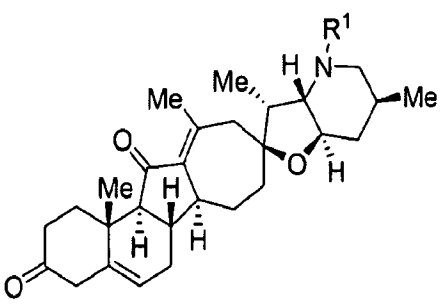
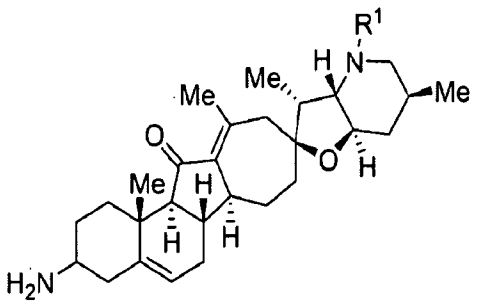
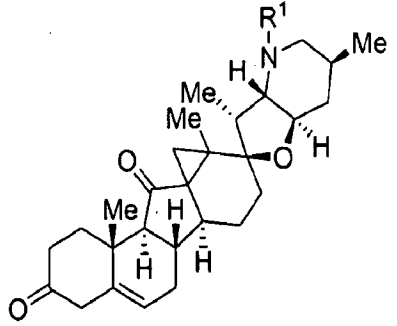
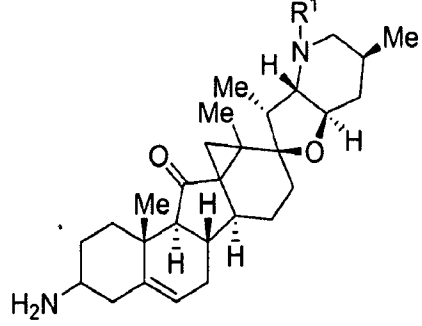
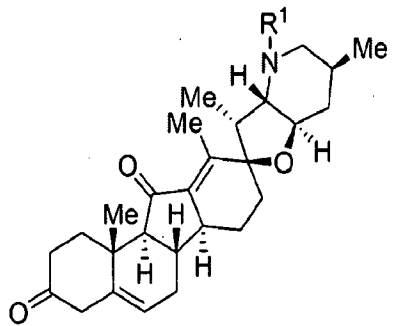
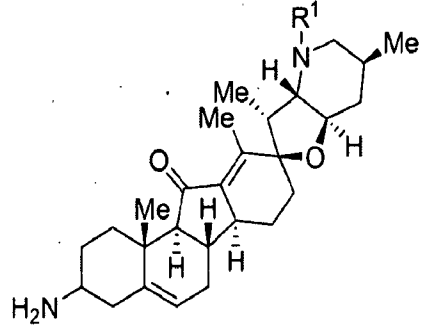
Table 3.	
Compound of formula (I)	Compound of formula (II)
 <p>(I-p)</p>	 <p>(II-p)</p>
 <p>(I-q)</p>	 <p>(II-q)</p>
 <p>(I-r)</p>	 <p>(II-r)</p>

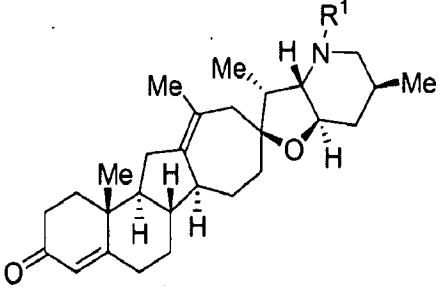
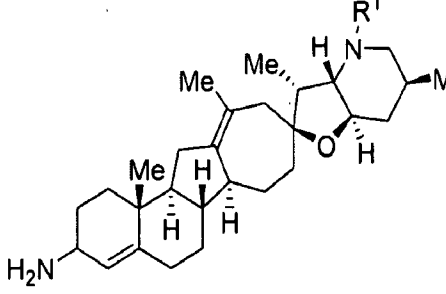
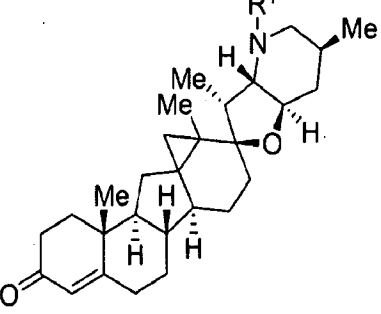
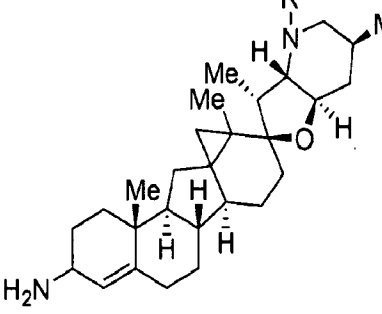
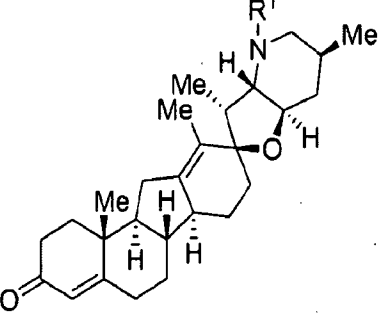
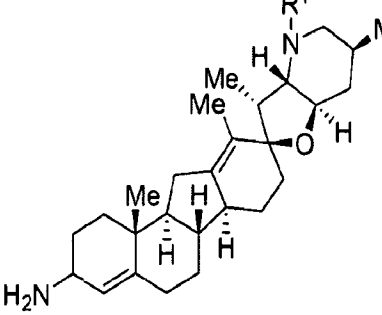
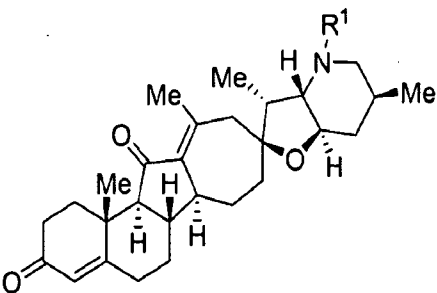
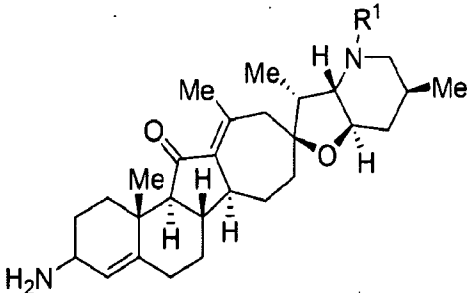
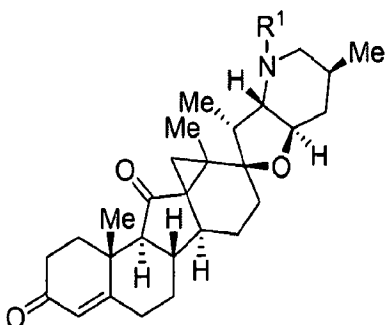
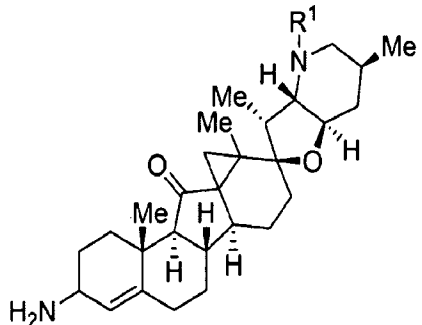
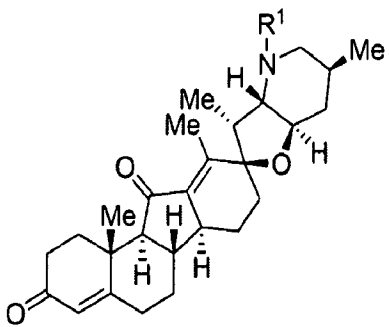
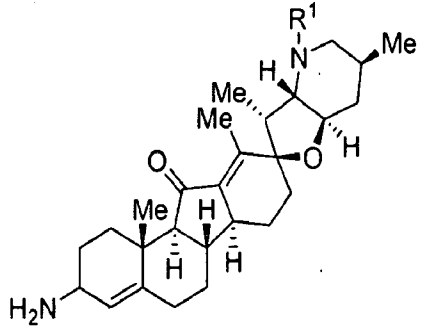
Table 4.	
Compound of formula (I)	Compound of formula (II)
 <p data-bbox="486 739 550 784">(I-s)</p>	 <p data-bbox="1045 739 1109 784">(II-s)</p>
 <p data-bbox="486 1164 550 1209">(I-t)</p>	 <p data-bbox="1045 1164 1109 1209">(II-t)</p>
 <p data-bbox="486 1568 550 1612">(I-u)</p>	 <p data-bbox="1045 1568 1109 1612">(II-u)</p>

Table 4.	
Compound of formula (I)	Compound of formula (II)
 <p>(I-v)</p>	 <p>(II-v)</p>
 <p>(I-w)</p>	 <p>(II-w)</p>
 <p>(I-x)</p>	 <p>(II-x)</p>

[0097] In certain embodiments, R^1 is H.

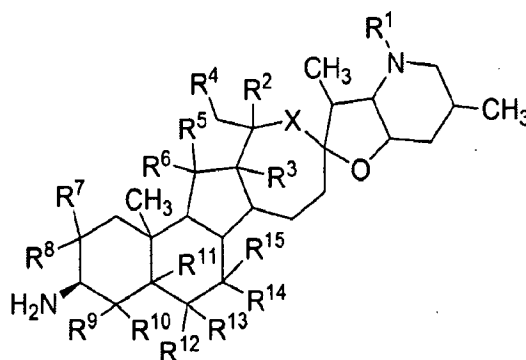
[0098] In certain embodiments, R^1 is aralkyl.

[0099] In certain embodiments, R^1 is $-CO_2R^{16}$. In certain embodiments, R^1 is $-CO_2R^{16}$ and R^{16} is alkyl, alkenyl, alkynyl, aryl, cycloalkyl, heterocycloalkyl, aralkyl, heteroaryl or

heteroaralkyl. In certain embodiments, R^1 is a $-Boc$ group (*e.g.*, wherein R^1 is $-CO_2R^{16}$ and R^{16} is *t*-butyl). In certain embodiments, R^1 is a $-Cbz$ group (*e.g.*, wherein R^1 is $-CO_2R^{16}$ and R^{16} is benzyl).

[00100] In certain embodiments, the process preferentially generates a compound of formula (II), or a salt thereof, from a compound of formula (I), or salt thereof, wherein the newly-formed amino group provided in formula (II) has (*R*) or (*S*) stereochemistry.

[00101] For example, in certain embodiments, the process preferentially generates a compound of formula (II), or salt thereof, wherein the newly-formed amino group has (*S*) stereochemistry, *e.g.*, a compound of the formula (*S*)-(II):

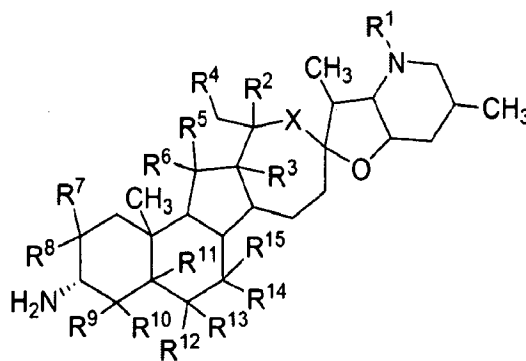


(*S*)-(II)

or a salt thereof,

wherein R^1 , R^2 , R^3 , R^4 , R^5 , R^6 , R^7 , R^8 , R^9 , R^{10} , R^{11} , R^{12} , R^{13} , R^{14} , R^{15} and X are as defined herein.

[00102] In certain embodiments, the process preferentially generates a compound of formula (II), or salt thereof, wherein the newly-formed amino group has (*R*) stereochemistry, *e.g.*, a compound of the formula (*R*)-(II):



(*R*)-(II)

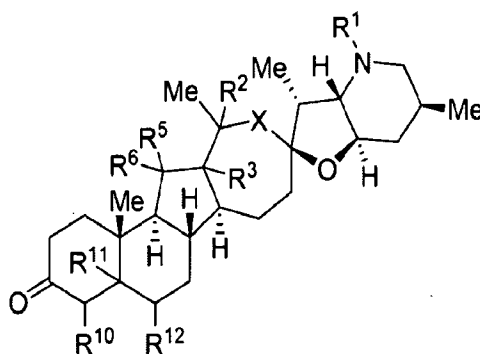
or a salt thereof,

wherein R^1 , R^2 , R^3 , R^4 , R^5 , R^6 , R^7 , R^8 , R^9 , R^{10} , R^{11} , R^{12} , R^{13} , R^{14} , R^{15} and X are as defined herein.

[00103] As used herein, “preferentially generates” refers to the production of one stereoisomer of a compound of formula (II) in excess over the other stereoisomer. In certain embodiments, the process preferentially generates a compound of formula (II), or a salt thereof, wherein the newly-formed amino group has (*R*) or (*S*) stereochemistry, in greater than 40% diastereomeric excess (de), greater than 50% de, greater than 60% de, greater than 70% de, greater than 75% de, greater than 80% de, greater than 85% de, greater than 90% de, greater than 95% de, greater than 98% de, or greater than 99% de, as determined by HPLC.

[00104] In a preferred embodiment, the process preferentially generates a compound of formula (II), or salt thereof, wherein the newly-formed amino group has (*R*) stereochemistry.

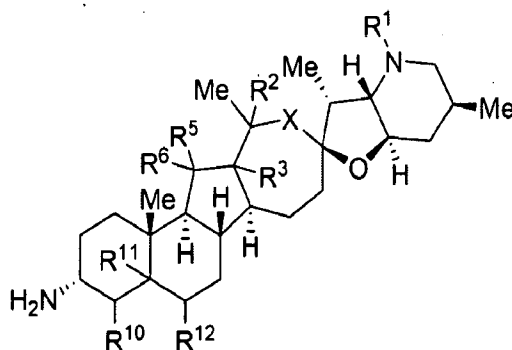
[00105] For example, in certain embodiments, the compound of formula (I) is of the formula (I-AA):



(I-AA)

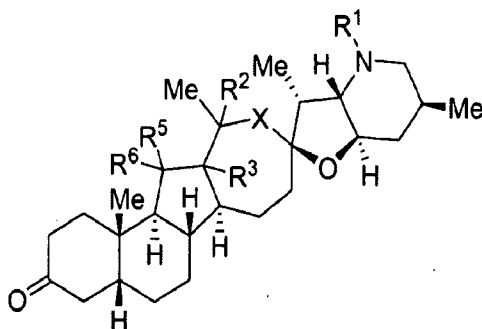
or salt thereof,

and the compound of formula (II) is of the formula (*R*)-(II-AA):



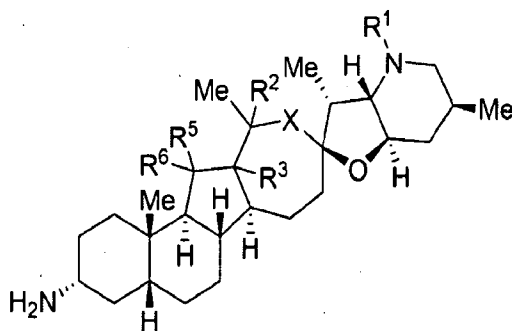
(R)-(II-AA)

or salt thereof,

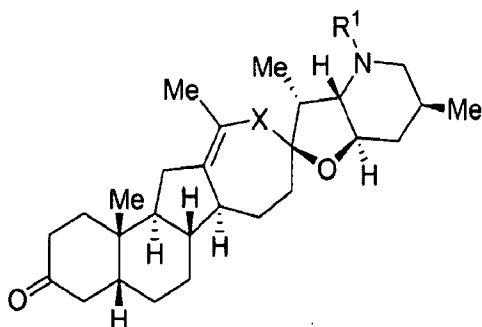
wherein R^1 , R^2 , R^3 , R^5 , R^6 , R^{10} , R^{11} , R^{12} and X are as defined herein.**[00106]** In certain embodiments, the compound of formula (I) is of the formula (I-BB):

(I-BB)

or salt thereof,

and the compound of formula (II) is of the formula *(R)*-(II-BB):*(R)*-(II-BB)

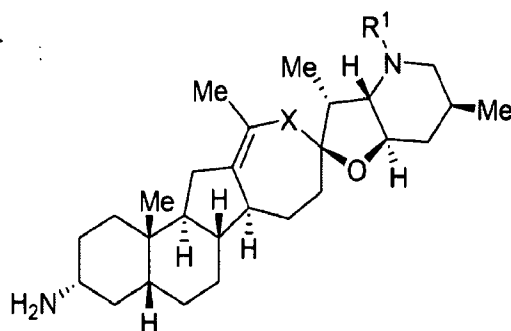
or salt thereof,

wherein R^1 , R^2 , R^3 , R^5 , R^6 and X are as defined herein.**[00107]** In certain embodiments, the compound of formula (I) is of the formula (I-CC):

(I-CC)

or salt thereof,

and the compound of formula (II) is of the formula (R)-(II-CC):



(R)-(II-CC)

or salt thereof,

wherein R¹ and X are as defined herein.

[00108] In another preferred embodiment, the compound of formulae (I) and (II) are selected from the set of compounds, or salts thereof, provided in Table 1.

[00109] In certain preferred embodiments, the process preferentially generates a compound of formula (II) of Table 1, or salt thereof, wherein the newly-formed amino group has (R) stereochemistry.

[00110] For example, in certain embodiments, the compound of formulae (I) and (II) are selected from a set of compounds, or salts thereof, provided in Table 5, wherein the newly-formed amino group of the compound of formula (II) has (R) stereochemistry:

Table 5.	
Compound of formula (I)	Compound of formula (II)
<p>(I-a)</p>	<p>(R)-(II-a)</p>

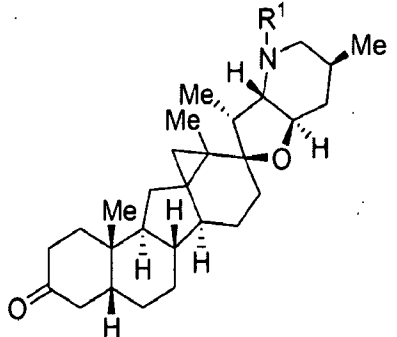
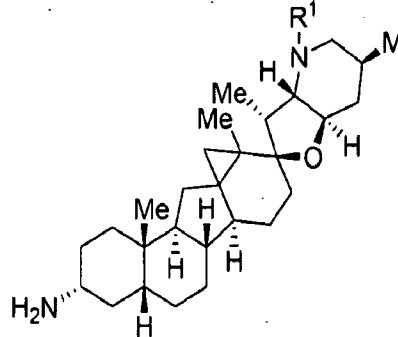
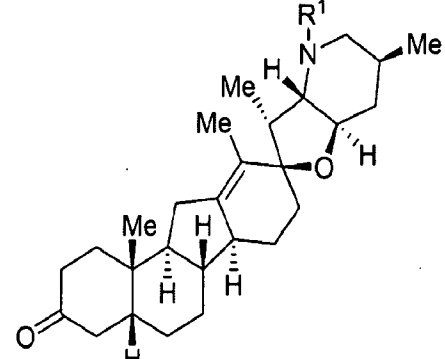
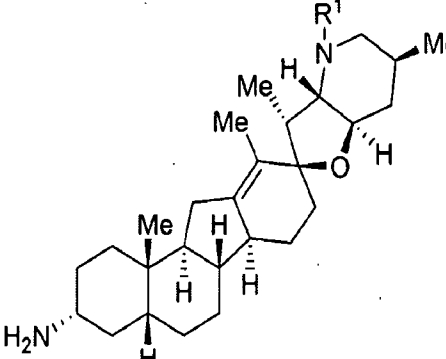
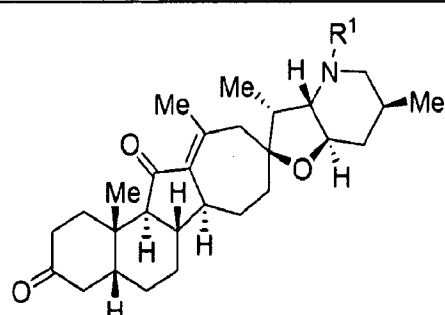
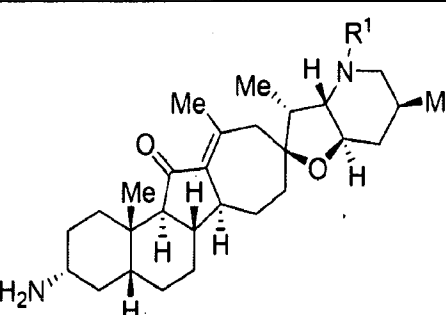
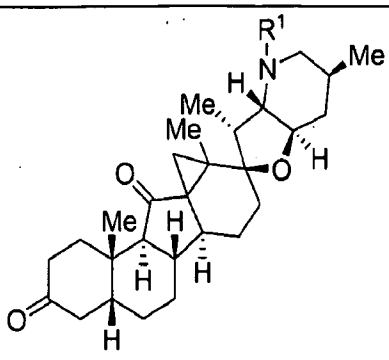
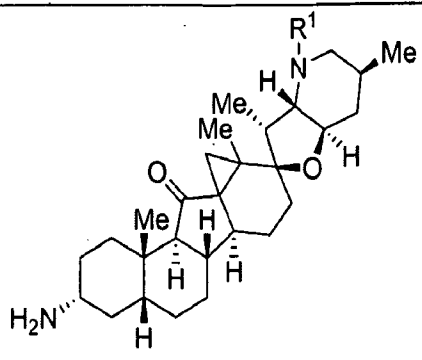
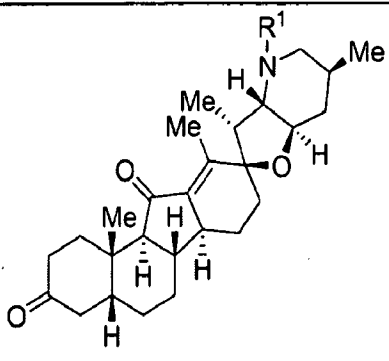
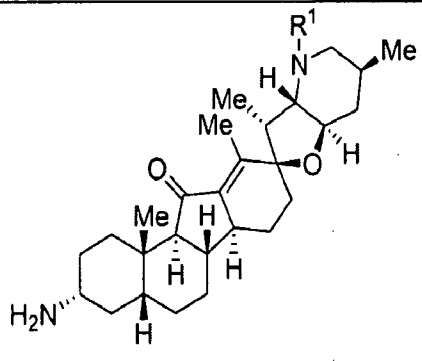
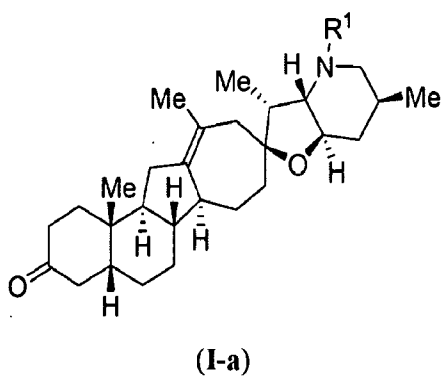
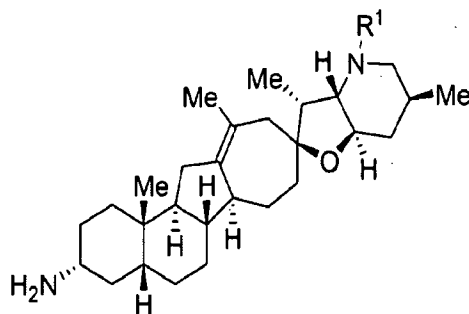
Table 5.	
Compound of formula (I)	Compound of formula (II)
 <p data-bbox="478 716 558 761">(I-b)</p>	 <p data-bbox="1037 716 1149 761">(R)-(II-b)</p>
 <p data-bbox="478 1176 558 1220">(I-c)</p>	 <p data-bbox="1037 1176 1149 1220">(R)-(II-c)</p>
 <p data-bbox="478 1579 558 1624">(I-d)</p>	 <p data-bbox="1037 1579 1149 1624">(R)-(II-d)</p>

Table 5.	
Compound of formula (I)	Compound of formula (II)
 <p>(I-e)</p>	 <p>(R)-(II-e)</p>
 <p>(I-f)</p>	 <p>(R)-(II-f)</p>

[00111] In certain embodiments, the compound of formula (I) is a compound of formula (I-a):



or salt thereof,
and the compound of formula (II) is a compound of formula (R)-(II-a):



(R)-(II-a)

or a salt thereof,

wherein R¹ is as defined herein.

- [00112] In certain embodiments, R¹ is H.
- [00113] In certain embodiments, R¹ is aralkyl.
- [00114] In certain embodiments, R¹ is -CO₂R¹⁶. In certain embodiments, R¹ is -CO₂R¹⁶ and R¹⁶ is alkyl, alkenyl, alkynyl, aryl, cycloalkyl, heterocycloalkyl, aralkyl, heteroaryl or heteroaralkyl. In certain embodiments, R¹ is a -Boc group (e.g., wherein R¹ is -CO₂R¹⁶ and R¹⁶ is t-butyl). In certain embodiments, R¹ is a -Cbz group (e.g., wherein R¹ is -CO₂R¹⁶ and R¹⁶ is benzyl).

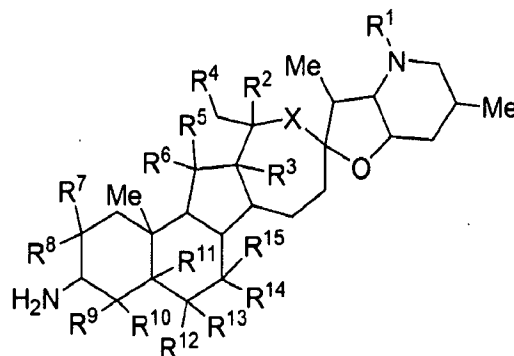
Masked Ketones

[00115] In certain embodiments, the compound of formula (I) is a masked ketone. In this context, a "masked ketone" refers to a chemically modified compound of formula (I) or salt thereof containing a functional group which is transformed *in situ* (e.g., by hydrolysis) to the ketone.

[00116] Exemplary masked ketones include, but are not limited to, aminals and hemiaminals (see, for example, Vogel *et al.*, *J. Org. Chem.* (2004) 69:4487-4491; Reeder and Meyers, *Tetrahedron Letters* (1999) 40:3115-3118, each of which is incorporated herein by reference), acetals and hemiacetals (see, for example, Boyce *et al.*, *Bioorg. Med. Chem. Lett.* (2008) 18:5771-5773, incorporated herein by reference), hydrates (see, for example, Silverman *et al.*, *J. Med. Chem.* (1987) 31:1566-1570, incorporated herein by reference), imines (see, for example, Hine *et al.*, *J. Am. Chem. Soc.* (1970) 92:5194-5199, incorporated herein by reference), oximes (see, for example, Sha *et al.*, *J. Am. Chem. Soc.* (2006) 128:9687-9692, incorporated herein by reference), thiocarbonyls (see, for example, Kalm, *J. Chem. Soc.* (1961) 2925-2929,

incorporated herein by reference), thioacetals and thiohemiacetals (see, for example Ogura *et al.*, *Tetrahedron Letters* (1986) 27:3665-3668, incorporated herein by reference), enol ethers (see for example, Manis and Rathke, *J. Org. Chem.* (1981) 46:5348-5351, incorporated herein by reference), and salts thereof.

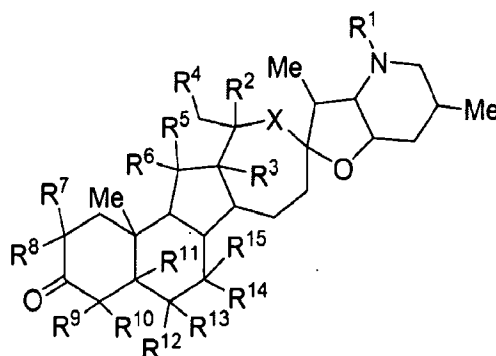
[00117] For example, provided is a process for preparing a compound of formula (II):



(II)

or a salt thereof;

from a masked ketone of a compound of formula (I):



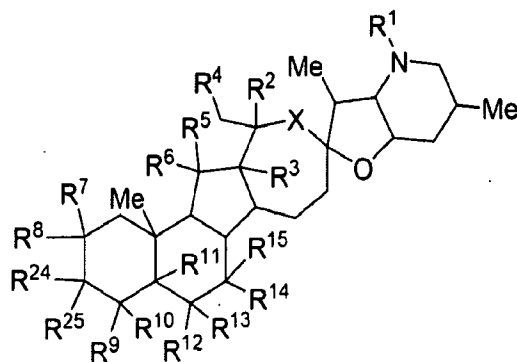
(I)

or salt thereof;

wherein $R^1, R^2, R^3, R^4, R^5, R^6, R^7, R^8, R^9, R^{10}, R^{11}, R^{12}, R^{13}, R^{14}, R^{15}$ and X are as defined herein;

the process comprising contacting a masked ketone of a compound of formula (I) or a salt thereof, an amino donor molecule, and an amine transaminase enzyme in a solution to provide a compound of formula (II) or a salt thereof.

[00118] In certain embodiments, a compound of formula (I) is a masked ketone having the formula (I-DD):



(I-DD)

or a salt thereof,

wherein:

R^{24} and R^{25} are selected from $-OR^{26}$, $-SR^{26}$, and $-N(R^{26})_2$,

or R^{24} and R^{25} are taken together to form the group $=S$, $=N-R^{26}$, or $=N-OR^{26}$,

or R^{24} is $-OR^{27}$ or $-O(C=O)R^{27}$ and R^{25} and R^8 or R^{25} and R^9 are taken together to form a bond;

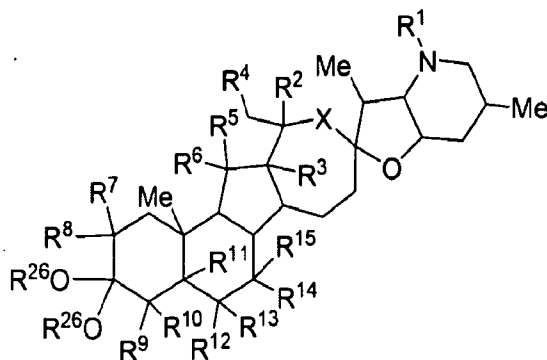
R^{26} is H, alkyl, alkenyl, alkynyl, aryl, cycloalkyl, heterocycloalkyl, aralkyl, heteroaryl, heteroaralkyl, $-C(=O)R^{27}$, $-C(=O)OR^{27}$ or $-C(=O)N(R^{28})_2$, or any two occurrences of R^{26} are taken together to form a 4–8 membered optionally substituted ring;

R^{27} is alkyl, alkenyl, alkynyl, aryl, cycloalkyl, heterocycloalkyl, aralkyl, heteroaryl, or heteroaralkyl; and

R^{28} is H, alkyl, alkenyl, alkynyl, aryl, cycloalkyl, heterocycloalkyl, aralkyl, heteroaryl, or heteroaralkyl; or any two occurrences of R^{28} on the same substituent are taken together to form a 4–8 membered optionally substituted ring.

[00119] In certain embodiments, a compound of formula (I-DD) or a salt thereof, is a hydrate, an acetal or a hemiacetal.

[00120] In certain embodiments, a compound of formula (I-DD) or a salt thereof, is a hydrate, an acetal or a hemiacetal of the formula (I-EE):



(I-EE)

or a salt thereof,

wherein:

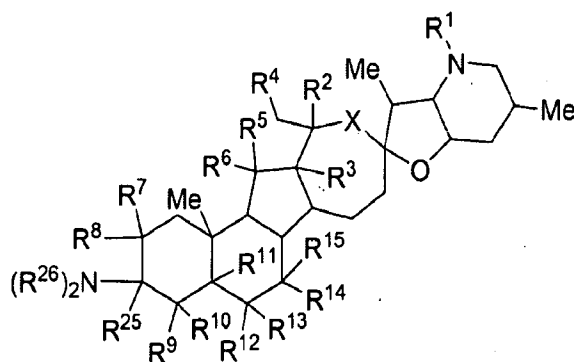
R^{26} is H, alkyl, alkenyl, alkynyl, aryl, cycloalkyl, heterocycloalkyl, aralkyl, heteroaryl, heteroaralkyl, $-C(=O)R^{27}$, $-C(=O)OR^{27}$ or $-C(=O)N(R^{28})_2$, or any two occurrences of R^{26} are taken together to form a 4–8 membered optionally substituted ring;

R^{27} is alkyl, alkenyl, alkynyl, aryl, cycloalkyl, heterocycloalkyl, aralkyl, heteroaryl, or heteroaralkyl; and

R^{28} is H, alkyl, alkenyl, alkynyl, aryl, cycloalkyl, heterocycloalkyl, aralkyl, heteroaryl, or heteroaralkyl; or any two occurrences of R^{28} on the same substituent are taken together to form a 4–8 membered optionally substituted ring.

[00121] In certain embodiments, a compound of formula (I-DD) or a salt thereof, is a amina or hemiaminal.

[00122] In certain embodiments, a compound of formula (I-DD), or a salt thereof, is a amina or hemiaminal of the formula (I-FF):



(I-FF)

or a salt thereof,

wherein:

R^{25} is $-OR^{26}$ or $-N(R^{26})_2$;

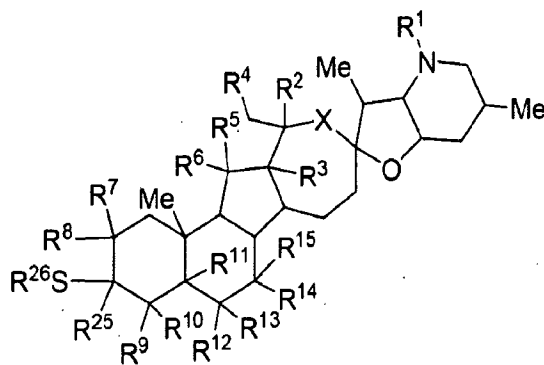
R^{26} is H, alkyl, alkenyl, alkynyl, aryl, cycloalkyl, heterocycloalkyl, aralkyl, heteroaryl, heteroaralkyl, $-C(=O)R^{27}$, $-C(=O)OR^{27}$ or $-C(=O)N(R^{28})_2$, or any two occurrences of R^{26} are taken together to form a 4–8 membered optionally substituted ring;

R^{27} is alkyl, alkenyl, alkynyl, aryl, cycloalkyl, heterocycloalkyl, aralkyl, heteroaryl, or heteroaralkyl; and

R^{28} is H, alkyl, alkenyl, alkynyl, aryl, cycloalkyl, heterocycloalkyl, aralkyl, heteroaryl, or heteroaralkyl; or any two occurrences of R^{28} on the same substituent are taken together to form a 4–8 membered optionally substituted ring.

[00123] In certain embodiments, a compound of formula (I-DD) or a salt thereof, is a thioacetal or thiohemiacetal.

[00124] In certain embodiments, a compound of formula (I-DD) or a salt thereof, is a thioacetal or thiohemiacetal of the formula (I-GG):



(I-GG)

or a salt thereof,

wherein:

R^{25} is $-OR^{26}$ or $-SR^{26}$;

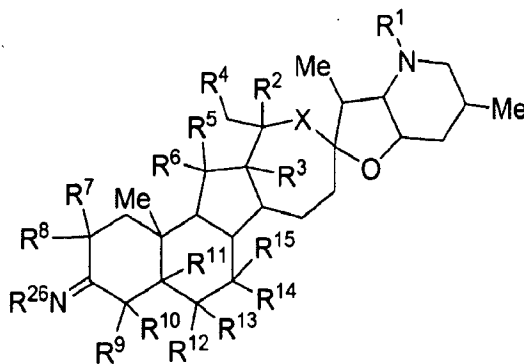
R^{26} is H, alkyl, alkenyl, alkynyl, aryl, cycloalkyl, heterocycloalkyl, aralkyl, heteroaryl, heteroaralkyl, $-C(=O)R^{27}$, $-C(=O)OR^{27}$ or $-C(=O)N(R^{28})_2$, or any two occurrences of R^{26} are taken together to form a 4–8 membered optionally substituted ring;

R^{27} is alkyl, alkenyl, alkynyl, aryl, cycloalkyl, heterocycloalkyl, aralkyl, heteroaryl, or heteroaralkyl; and

R^{28} is H, alkyl, alkenyl, alkynyl, aryl, cycloalkyl, heterocycloalkyl, aralkyl, heteroaryl, or heteroaralkyl; or any two occurrences of R^{28} on the same substituent are taken together to form a 4–8 membered optionally substituted ring.

[00125] In certain embodiments, a compound of formula (I-DD) or a salt thereof, is an imine.

[00126] In certain embodiments, a compound of formula (I-DD) or a salt thereof, is an imine of the formula (I-HH):



(I-HH)

or a salt thereof,

wherein:

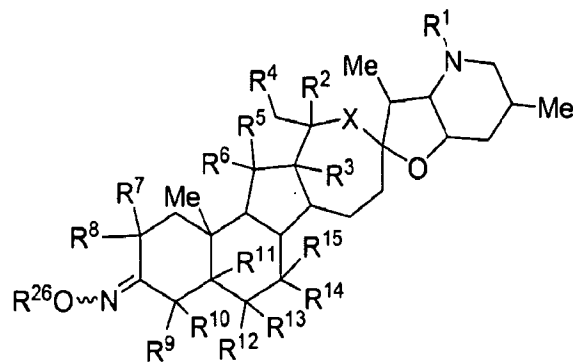
R^{26} is H, alkyl, alkenyl, alkynyl, aryl, cycloalkyl, heterocycloalkyl, aralkyl, heteroaryl, heteroaralkyl, $-C(=O)R^{27}$, $-C(=O)OR^{27}$ or $-C(=O)N(R^{28})_2$;

R^{27} is alkyl, alkenyl, alkynyl, aryl, cycloalkyl, heterocycloalkyl, aralkyl, heteroaryl, or heteroaralkyl; and

R^{28} is H, alkyl, alkenyl, alkynyl, aryl, cycloalkyl, heterocycloalkyl, aralkyl, heteroaryl, or heteroaralkyl; or any two occurrences of R^{28} on the same substituent are taken together to form a 4–8 membered optionally substituted ring.

[00127] In certain embodiments, a compound of formula (I-DD) or a salt thereof, is an oxime.

[00128] In certain embodiments, a compound of formula (I-DD) or a salt thereof, is an oxime of the formula (I-JJ):



(I-JJ)

or a salt thereof,

wherein:

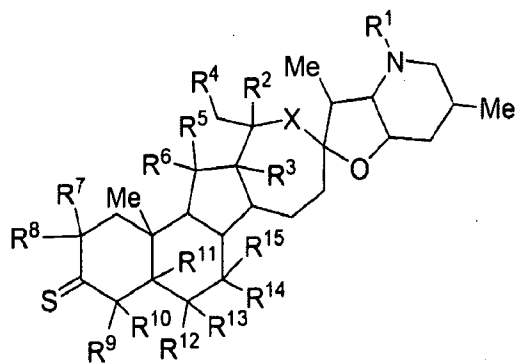
R^{26} is H, alkyl, alkenyl, alkynyl, aryl, cycloalkyl, heterocycloalkyl, aralkyl, heteroaryl, heteroaralkyl, $-C(=O)R^{27}$, $-C(=O)OR^{27}$ or $-C(=O)N(R^{28})_2$;

R^{27} is alkyl, alkenyl, alkynyl, aryl, cycloalkyl, heterocycloalkyl, aralkyl, heteroaryl, or heteroaralkyl; and

R^{28} is H, alkyl, alkenyl, alkynyl, aryl, cycloalkyl, heterocycloalkyl, aralkyl, heteroaryl, or heteroaralkyl; or any two occurrences of R^{28} on the same substituent are taken together to form a 4–8 membered optionally substituted ring.

[00129] In certain embodiments, a compound of formula (I-DD) or a salt thereof, is a thiocarbonyl.

[00130] In certain embodiments, a compound of formula (I-DD) or a salt thereof, is a thiocarbonyl of the formula (I-KK):

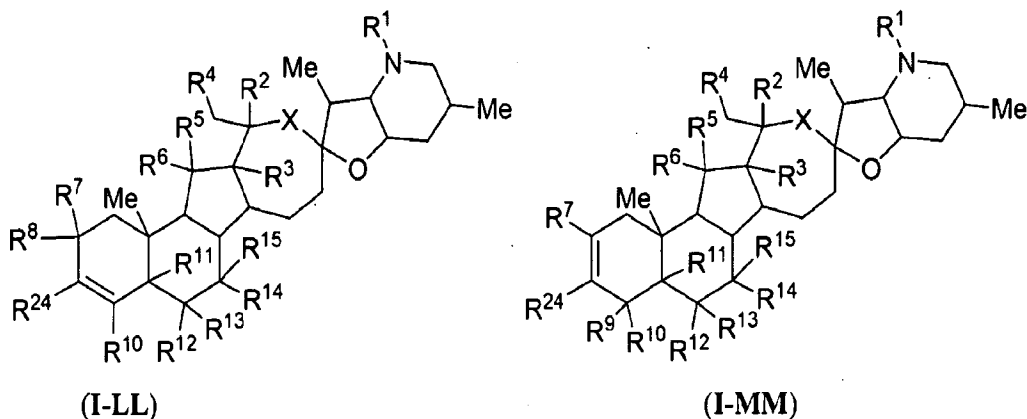


(I-KK)

or a salt thereof.

[00131] In certain embodiments, a compound of formula (I-DD) or a salt thereof, is an enol ether.

[00132] In certain embodiments, a compound of formula (I-DD) or a salt thereof, is an enol ether of the formulae (I-LL) or (I-MM):



or a mixture thereof and/or a salt thereof,
 wherein R^{24} is $-OR^{27}$ or $-O(C=O)R^{27}$ and R^{27} is alkyl, alkenyl, alkynyl, aryl, cycloalkyl, heterocycloalkyl, aralkyl, heteroaryl, or heteroaralkyl.

Amino Donor Molecule

[00133] An "amino donor molecule" is a compound having an $-NH_2$ group which, during the course of the reaction, is transferred to the compound of formula (I). Amino donor molecules include both amines and amino acids.

[00134] In certain embodiments, the amino donor molecule is an amine or salt thereof (e.g., a primary amine). Exemplary amine include, but are not limited to, pyridoxamine, methylbenzylamine, 2-aminobutane, propyl amine, isopropyl amine, 1,1,1-trifluoropropan-2-amine, 1,1,1,3,3,3-hexafluoropropan-2-amine, benzyl amine, 2-amino-1-butanol, 1-amino-1-phenylethane, 1-amino-1-(2-methoxy-5-fluorophenyl)ethane, 1-amino-1-phenylpropane, 1-amino-1-(4-hydroxyphenyl)propane, 1-amino-1-(4-bromophenyl)propane, 1-amino-1-(4-nitrophenyl)propane, 1-phenyl-2-aminopropane, 1-(3-trifluoromethylphenyl)-2-aminopropane, 2-aminopropanol, 1-amino-1-phenylbutane, 1-phenyl-2-aminobutane, 1-(2,5-dimethoxy-4-methylphenyl)-2-aminobutane, 1-phenyl-3-aminobutane, 1-(4-hydroxyphenyl)-3-aminobutane, 1-amino-1-(2-naphthyl)ethane, *cis*-2-methylcyclopentanamine, *trans*-2-methylcyclopentanamine, *cis*-3-methylcyclopentanamine, *trans*-3-methylcyclopentanamine, *cis*-

2-ethylcyclopentanamine, *trans*-2-ethylcyclopentanamine, *cis*-3-ethylcyclopentanamine, *trans*-3-ethylcyclopentanamine, *cis*-2-methylcyclohexanamine, *trans*-2-methylcyclohexanamine, *cis*-3-methylcyclohexanamine, *trans*-3-methylcyclohexanamine, *cis*-2-ethylcyclohexanamine, *trans*-2-ethylcyclohexanamine, *cis*-3-ethylcyclohexanamine, *trans*-3-ethylcyclohexanamine, 1-aminotetralin, 2-aminotetralin, 2-amino-5-methoxytetralin, 1-aminoindane, 2-aminoindane, 2-amino-1-propanol, *cis*-1-amino-2-indanol, *trans*-1-amino-2-indanol, 1-amino-6-hydroxyindanamine, taurine, and salts thereof.

[00135] In certain embodiments, the amino donor molecule is an amino acid or a polypeptide thereof and/or a salt thereof. A polypeptide, as used herein, refers to two or more amino acids joined by a peptide bond. In certain embodiments, the polypeptide is a dipeptide (*e.g.*, two amino acids joined by a peptide bond).

[00136] In certain embodiments, the amino acid is selected from glycine, alanine, aspartic acid, phenylalanine, 2-aminopentanedioic acid, 3-aminobutyrate, γ -aminobutyrate, β -alanine, asparagine, cysteine, glutamic acid, glutamine, proline, selenocysteine, serine, tyrosine, arginine, histidine, ornithine, isoleucine, leucine, lysine, methionine, threonine, tryptophan, valine, and polypeptides thereof and/or salts thereof.

[00137] In certain embodiments, the amino donor molecule is a chiral amino donor molecule or a salt thereof, *e.g.*, an amino donor molecule containing at least one asymmetric center. In certain embodiments, the amino group ($-\text{NH}_2$) to be transferred is attached to a chiral carbon. In certain embodiments, the chiral carbon has (R)-stereochemistry. In certain embodiments, the chiral carbon has (S)-stereochemistry.

[00138] In certain embodiments, the chiral amino donor molecule is a chiral amine or a salt thereof, *e.g.*, an amine containing at least one asymmetric center. Exemplary chiral amines include, but are not limited to, (R)-methylbenzylamine, (S)-methylbenzylamine, (S)-2-aminobutane, (R)-2-aminobutane, (S)-1-aminoindane, (R)-1-aminoindane, (R)-1,1,1-trifluoropropan-2-amine, (S)-1,1,1-trifluoropropan-2-amine, (R)-2-amino-1-propanol, (S)-2-amino-1-propanol, (1*R*, 2*S*)-*cis*-1-amino-2-indanol, (1*R*, 2*R*)-*trans*-1-amino-2-indanol, 1-(*R*)-amino-6-hydroxyindanamine, 1-(*S*)-amino-6-hydroxyindanamine, (R)-2-amino-1-butanol, (S)-2-amino-1-butanol, (R)-1-amino-1-phenylethane, (S)-1-amino-1-phenylethane, (R)-1-amino-1-(2-methoxy-5-fluorophenyl)ethane, (S)-1-amino-1-(2-methoxy-5-fluorophenyl)ethane, (R)-1-amino-1-phenylpropane, (S)-1-amino-1-phenylpropane, (R)-1-

amino-1-(4-hydroxyphenyl)-propane, (S)-1-amino-1-(4-hydroxyphenyl)-propane, (R)-1-amino-1-(4-bromophenyl)propane, (S)-1-amino-1-(4-bromophenyl)propane, (R)-1-amino-1-(4-nitrophenyl)propane, (S)-1-amino-1-(4-nitrophenyl)propane, (R)-1-phenyl-2-aminopropane, (S)-1-phenyl-2-aminopropane, (R)-1-(3-trifluoromethylphenyl)-2-aminopropane, (S)-1-(3-trifluoromethylphenyl)-2-aminopropane (R)-1-amino-1-phenylbutane, (S)-1-amino-1-phenylbutane, (R)-1-phenyl-2-aminobutane, (S)-1-phenyl-2-aminobutane, (R)-1-(2,5-di-methoxy-4-methylphenyl)-2-aminobutane, (S)-1-(2,5-di-methoxy-4-methylphenyl)-2-aminobutane, (R)-1-phenyl-3-aminobutane, (S)-1-phenyl-3-aminobutane, (R)-1-(4-hydroxyphenyl)-3-aminobutane, (S)-1-(4-hydroxyphenyl)-3-aminobutane, (R)-1-amino-1-(2-naphthyl)ethane, (S)-1-amino-1-(2-naphthyl)ethane (R)-1-aminotetralin, (S)-1-aminotetralin, (R)-2-aminotetralin, (S)-2-aminotetralin, (R)-2-amino-5-methoxytetralin, (S)-2-amino-5-methoxytetralin, (1R,2S)-*cis*-2-methylcyclopentanamine, (1S,2R)-*cis*-2-methylcyclopentanamine, (1R,2R)-*trans*-2-methylcyclopentanamine, (1S,2S)-*trans*-2-methylcyclopentanamine, (1R,3S)-*cis*-3-methylcyclopentanamine, methylcyclopentanamine, (1S,3R)-*cis*-3-methylcyclopentanamine, (1R,3R)-*trans*-3-methylcyclopentanamine, (1S,3S)-*trans*-3-methylcyclopentanamine, (1R,2S)-*cis*-2-ethylcyclopentanamine, ethylcyclopentanamine, (1S,2R)-*cis*-2-ethylcyclopentanamine, (1R,2R)-*trans*-2-ethylcyclopentanamine, (1S,2S)-*trans*-2-ethylcyclopentanamine, (1R,3S)-*cis*-3-ethylcyclopentanamine, ethylcyclopentanamine, (1S,3R)-*cis*-3-ethylcyclopentanamine, (1R,3R)-*trans*-3-ethylcyclopentanamine, (1S,3S)-*trans*-3-ethylcyclopentanamine, (1R,2S)-*cis*-2-methylcyclohexanamine, methylcyclohexanamine, (1S,2R)-*cis*-2-methylcyclohexanamine, (1R,2R)-*trans*-2-methylcyclohexanamine, (1S,2S)-*trans*-2-methylcyclohexanamine, (1R,3S)-*cis*-3-methylcyclohexanamine, methylcyclohexanamine, (1S,3R)-*cis*-3-methylcyclohexanamine, (1R,3R)-*trans*-3-methylcyclohexanamine, (1S,3S)-*trans*-3-methylcyclohexanamine, (1R,2S)-*cis*-2-ethylcyclohexanamine, ethylcyclohexanamine, (1S,2R)-*cis*-2-ethylcyclohexanamine, (1R,2R)-*trans*-2-ethylcyclohexanamine, (1S,2S)-*trans*-2-ethylcyclohexanamine, (1R,3S)-*cis*-3-ethylcyclohexanamine, ethylcyclohexanamine, (1S,3R)-*cis*-3-ethylcyclohexanamine, (1R,3R)-*trans*-3-ethylcyclohexanamine, (1S,3S)-*trans*-3-ethylcyclohexanamine, and salts thereof.

[00139] In certain embodiments, the chiral amino donor molecule is a chiral amino acid or a polypeptide thereof and/or a salt thereof, *e.g.*, containing at least one asymmetric center. Exemplary chiral amino acids include, but are not limited to, (L)-alanine, (D)-alanine, (L)-

aspartic acid, (D)-aspartic acid, (L)-phenylalanine, (D)-phenylalanine, (2S)-2-aminopentanedioic acid, (L)-asparagine, (D)-asparagine, (L)-cysteine, (D)-cysteine, (L)-glutamine, (D)-glutamine, (L)-glutamic acid, (D)-glutamic acid, (L)-proline, (D)-proline, (L)-selenocysteine, (D)-selenocysteine, (L)-serine, (D)-serine, (L)-tyrosine, (D)-tyrosine, (L)-arginine, (D)-arginine, (L)-histidine, (D)-histidine, (L)-isoleucine, (D)-isoleucine, (L)-leucine, (D)-leucine, (L)-lysine, (D)-lysine, (L)-methionine, (D)-methionine, (L)-threonine, (D)-threonine, (L)-tryptophan, (D)-tryptophan, (L)-valine, (D)-valine, (L)-ornithine, (D)-ornithine, (3R)-aminobutyrate, (3S)-aminobutyrate and polypeptides thereof and/or salts thereof.

[00140] In certain embodiments, the chiral amino donor molecule is (R)-methylbenzylamine or a salt thereof. In other embodiments, the chiral amino donor molecule is (S)-methylbenzylamine or a salt thereof.

[00141] In certain embodiments, the chiral amino donor molecule is (L)-alanine or a salt thereof. In certain embodiments, the chiral amino donor molecule is (D)-alanine or a salt thereof.

[00142] In certain embodiments, the chiral amino donor molecule is (S)-1-aminoindane. In certain embodiments, the chiral amino donor molecule is (R)-1-aminoindane.

[00143] In certain embodiments, the process comprises contacting a compound of formula (I), a chiral amino donor molecule, and an amine transaminase enzyme in a solution to provide a compound of formula (II), or a salt thereof, with the newly-formed amino group having (S) stereochemistry.

[00144] In certain embodiments, the process comprises contacting a compound of formula (I), or a salt thereof, a chiral amino donor molecule, and an amine transaminase enzyme in a solution to provide a compound of formula (II), or a salt thereof, with the newly-formed amino group having (R) stereochemistry.

Amine Transaminase (ATA) Enzyme

[00145] An amine transaminase (ATA) enzyme catalyzes the transfer of the $-NH_2$ group from the amino donor molecule to a compound having a ketone functional group, *e.g.*, a compound of formula (I), in order to provide a compound of formula (II).

[00146] In certain embodiments, the amine transaminase enzyme preferentially generates a compound of formula (II), or a salt thereof, with the newly-formed amino group having (R) or

(*S*) stereochemistry. As used herein, “preferentially generates” refers to the production of one stereoisomer of a compound of formula (II) in excess over the other stereoisomer.

[00147] In certain embodiments, the amine transaminase enzyme preferentially generates a compound of formula (II), or a salt thereof, with the newly-formed amino group having (*R*) stereochemistry.

[00148] In certain embodiments, the amine transaminase enzyme preferentially generates a compound of formula (II), or a salt thereof, with the newly-formed amino group having (*S*) stereochemistry.

[00149] In certain embodiments, the amine transaminase enzyme preferentially generates a compound of formula (II), or a salt thereof, with the newly-formed amino group having (*R*) or (*S*) stereochemistry, in greater than 40% diastereomeric excess (de), greater than 50% de, greater than 60% de, greater than 70% de, greater than 75% de, greater than 80% de, greater than 85% de, greater than 90% de, greater than 95% de, greater than 98% de, or greater than 99% de, as determined by HPLC.

[00150] In certain embodiments, the amine transaminase enzyme preferentially generates an enantiomerically pure compound of formula (II), or salt thereof.

[00151] In certain embodiments, the amine transaminase enzyme is an omega amine transaminase enzyme, a broad-range transaminase, a glutamate-pyruvate transaminase or a glutamate-oxaloacetic transaminase.

[00152] In certain embodiments, the amine transaminase enzyme is an omega amine transaminase enzyme.

[00153] Exemplary omega amine transaminase enzymes include, but are not limited to, omega amine transaminase enzymes from Codexis, Inc. (Redwood City, CA), such as ATA-101, ATA-102, ATA-103, ATA-104, ATA-105, ATA-106, ATA-107, ATA-108, ATA-109, ATA-110, ATA-113, ATA-114, ATA-115, ATA-116, ATA-117 and ATA-124; omega amine transaminases from *Vibrio fluvialis*, *Alcaligenes denitrificans*, *Klebsiella pneumoniae*, or *Bacillus thuringiensis*, such as is described in WO 2007093372, incorporated herein by reference; omega amine transaminases from *Chromobacterium violaceum*, such as is described in Smithies *et al.*, *Tetrahedron Asymmetry* (2009) 570-574, incorporated herein by reference, omega amine transaminases from *Bacillus cereus*, such as is described in Nakano *et al.*, *J. Biochem.* (1977) 81:1375-1381, incorporated herein by reference, and omega amine

transaminases from *Arthrobactercitreus*, such as described in Cassimjee *et al.*, *ChemComm* (2010) 46:5569-5571, incorporated herein by reference.

[00154] Other suitable exemplary omega amine transaminases which may be used according to the present invention are described in Iwa- saki *et al.*, *Biotechnol. Lett.* (2003) 25:1843-1846; Shin *et al.*, *Biotechnol. Bioeng.* (1997) 55:348-358; Shin and Kim, *Biosc. Biotechnol. Biochem.* (2001) 65:1782-1788; Koszelewski *et al.*, *Trends in Biotechnology* (2010) 28:324-332, and Shin and Kim, *Biotechnol. Bioeng.* (1998) 60:534- 540, each of which is incorporated herein by reference.

[00155] Immobilization of the amine transaminase enzyme can also be effective to improve the stability of the enzyme which in turn will allow its re-use, thereby making the process more economical. Immobilization of the enzymes has been achieved by a simple adsorption onto a hydrophobic resin or by intermolecular covalent cross-linking of enzymes with a variety of functional groups or finally by incorporating enzymes into the lattice of a polymer matrix or a membrane. Covalent immobilization of the omega amine transaminase from *Vibrio fluvialis* JS17 has been reported by Lee and co-workers where the authors adsorb the enzyme on chitosan beads and subsequently cross linked with glutaraldehyde (Yi *et al.*, *Proc. Biochem.* (2007) 42:895-898, incorporated herein by reference). The immobilized amine transaminase enzyme on chitosan beads retained ca. 77% of its activity after five consecutive reactions with the substrate indicating the utility of the process.

[00156] In certain embodiments, the omega amine transaminase enzyme is an amine transaminase enzyme from Codexis, Inc.

[00157] In certain embodiments, the omega amine transaminase enzyme is ATA-113.

[00158] In certain embodiments, the omega amine transaminase enzyme is ATA-117.

[00159] In certain embodiments, the omega amine transaminase enzyme is an omega amine transaminase from *Vibrio fluvialis*.

[00160] In certain embodiments, the omega amine transaminase enzyme is an omega amine transaminase from *Alcaligenes denitrificans*.

[00161] In certain embodiments, the omega amine transaminase enzyme is an omega amine transaminase from *Arthrobactercitreus*.

[00162] In certain embodiments, the omega amine transaminase enzyme is an omega amine transaminase from *Klebsiella pneumoniae*.

[00163] In certain embodiments, the omega amine transaminase enzyme is an omega amine transaminase from *Bacillus thuringiensis*.

[00164] In certain embodiments, the omega amine transaminase enzyme is an omega amine transaminase from *Bacillus cereus*.

[00165] In certain embodiments, the omega amine transaminase enzyme is an omega amine transaminase from *Chromobacterium violaceum*.

[00166] In certain embodiments, the omega amine transaminase enzyme is an immobilized omega amine transaminase enzyme.

Co-factors

[00167] In certain embodiments, the process further comprises adding a co-factor to the solution. Co-factors include prosthetic groups which are bound to an enzyme during the enzymatic reaction, and co-enzymes which act to transfer chemical groups during the enzymatic reaction.

[00168] Exemplary co-factors include the prosthetic group pyridoxal phosphate (PLP) and co-enzymes such as L-alanine dehydrogenase (LADH), lactate dehydrogenase (LDH), nicotinamide adenine dinucleotide phosphate (NADPH), nicotinamide adenine dinucleotide (NAD), formate dehydrogenase (FDH) and glucose dehydrogenase (GDH).

[00169] In certain embodiments, the process further comprises adding the co-factor pyridoxal phosphate (PLP) to the solution.

[00170] In certain embodiments, the amine transaminase enzyme and the co-factor pyridoxal phosphate added to the solution are pre-complexed before contacting with the compound of formula I. In other embodiments, the amine transaminase (ATA) enzyme and pyridoxal phosphate added to the solution are not pre-complexed before contacting with the compound of formula I (*i.e.*, each is individually added to the solution).

[00171] In certain embodiments, the process further comprises adding a co-enzyme to the solution. In certain embodiments, the process further comprises adding one or more co-enzymes selected from L-alanine dehydrogenase (LADH), lactate dehydrogenase (LDH), nicotinamide adenine dinucleotide phosphate (NADPH), nicotinamide adenine dinucleotide (NAD), formate dehydrogenase (FDH), and glucose dehydrogenase (GDH) to the solution.

[00172] In certain embodiments, the process further comprises adding the co-enzyme LADH to the solution.

[00173] In certain embodiments, the process further comprises adding the co-enzyme FDH to the solution.

[00174] In certain embodiments, the process further comprises adding the co-enzyme NAD to the solution.

[00175] In certain embodiments, the process further comprises adding the co-enzyme LDH to the solution.

[00176] In certain embodiments, the process further comprises adding the co-enzyme GDH to the solution.

[00177] In certain embodiments, the process further comprises adding a mixture of LADH, FDH and NAD to the solution.

[00178] In certain embodiments, the process further comprises adding a mixture of co-enzymes LDH, GDH and NAD to the solution.

[00179] In certain embodiments, the process further comprises adding a sugar to the solution. In certain embodiments, the sugar is glucose.

[00180] In certain embodiments, process further comprises adding a pyruvate reductase mix to the solution. In certain embodiments, the process further comprises adding a mixture of co-enzymes LDH, GDH, NAD, and the sugar glucose (*e.g.*, for example, pyruvate reductase mix PRM-102, available from Codexis, Inc.) to the solution.

[00181] In certain embodiments, the process further comprises adding ammonia or an ammonium salt to the solution. In certain embodiments, the ammonium salt is ammonium formate ($\text{NH}_4\text{CO}_2\text{H}$). Ammonium formate can be obtained *in situ* from the combination of formic acid and ammonia.

Other Reaction Conditions

[00182] In certain embodiments, the solution comprises an aqueous solution.

[00183] In certain embodiments, the aqueous solution is a buffered aqueous solution.

Exemplary buffers include, but are not limited to, 3-

{[tris(hydroxymethyl)methyl]amino}propanesulfonic acid (TAPS), N,N-bis(2-hydroxyethyl)glycine (Bicine), tris(hydroxymethyl)methylamine (Tris), N-

tris(hydroxymethyl)methylglycine (Tricine), 4-(2-hydroxyethyl)-1-piperazineethanesulfonic acid (HEPES), 2-[[tris(hydroxymethyl)methyl]amino]ethanesulfonic acid (TES), 3-(N-morpholino)propanesulfonic acid (MOPS), piperazine-N,N'-bis(2-ethanesulfonic acid) (PIPES), dimethylarsinic acid (Cacodylate), 2-(N-morpholino)ethanesulfonic acid (MES), carbonic acid, phosphate buffered saline (PBS), acetate, sodium phosphate, and salts thereof.

[00184] In certain embodiments, the buffered aqueous solution is a sodium phosphate buffered solution.

[00185] In certain embodiments, the solution further comprises a co-solvent. In certain embodiments, the co-solvent is an organic solvent.

[00186] In certain embodiments, the organic solvent is water miscible. In certain embodiments, the organic solvent is water immiscible.

[00187] In certain embodiments, the solution is a monophasic system, *e.g.*, comprising an aqueous solution and one or more water miscible organic solvents. Suitable water miscible organic solvents include, but are not limited to, organic alcohols (*e.g.*, methanol (MeOH), ethanol (EtOH), isopropanol (iPrOH) and 2,2,2-trifluoroethanol (CF₃CH₂OH)), dimethylsulfoxide (DMSO), dimethylformamide (DMF), glycols (*e.g.*, ethylene glycol and propylene glycol), and mixtures thereof.

[00188] In certain embodiments, the solution comprises an aqueous solution and an organic alcohol. In certain embodiments, the solution comprises an aqueous solution and methanol.

[00189] However, in other embodiments, the solution is a biphasic system, *e.g.*, comprising an aqueous solution and one or more water immiscible organic solvents. Suitable water immiscible organic solvents include, but are not limited to, alkanes (*e.g.*, hexane, heptane, perfluorohexane), esters (*e.g.*, ethyl acetate (EtOAc), isopropyl acetate (iPrOAc)), ketones (*e.g.*, cyclohexanone), ethers (*e.g.*, 2-methyl tetrahydrofuran), and aromatic hydrocarbons (*e.g.*, toluene, xylenes, benzene).

[00190] In certain embodiments, the pH of the solution is between about 5 and about 9, between about 5 and about 8, between about 6 and about 8, between about 7 and about 8, between about 7 and about 7.5, or between about 7.5 and about 8.

[00191] In certain embodiments, the pH of the solution is less than about 9, less than about 8.5, or less than about 8. In certain embodiments, the pH of the solution is about 7. In

certain embodiments, the pH of the solution is about 7.5. In certain embodiments, the pH of the solution is about 8.

[00192] In certain embodiments, the temperature of the solution is at least about 20 °C, at least about 25 °C, at least about 30 °C, or at least about 35 °C. In certain embodiments, the temperature of the solution is between about 20 °C and about 50 °C.

[00193] In certain embodiments, the process further comprises a resin. Adsorption of the ketone starting material (I) or the product amine (II) to the resin reduces their respective concentration in the reaction medium, and thus reduces their propensity to inhibit the enzyme. Exemplary resins include, but are not limited to, Amberlite™, Amberlyst™ and Dowex™ resins.

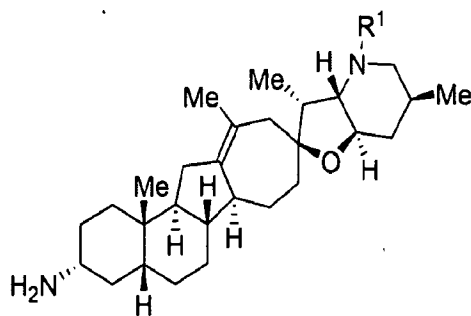
[00194] In certain embodiments, the process further comprises a solublizer such as a cyclodextrin or a surfactant. Exemplary cyclodextrins include, but are not limited to, β -cyclodextrins and γ -cyclodextrins. Exemplary surfactants include, but are not limited to sorbitan fatty acid esters (e.g. polyoxyethylene sorbitan monolaurate [Tween 20], polyoxyethylene sorbitan [Tween 60], polyoxyethylene sorbitan monooleate [Tween 80], sorbitan monopalmitate [Span 40], sorbitan monostearate [Span 60], sorbitan tristearate [Span 65], glyceryl monooleate, sorbitan monooleate [Span 80]), polyoxyethylene esters (e.g. polyoxyethylene monostearate [Myrj 45], polyoxyethylene hydrogenated castor oil, polyethoxylated castor oil, polyoxymethylene stearate, and Solutol), polyoxyethylene ethers, (e.g. polyoxyethylene lauryl ether [Brij 30]), diethylene glycol monolaurate, triethanolamine oleate, sodium oleate, potassium oleate, ethyl oleate, oleic acid, ethyl laurate, sodium lauryl sulfate, Pluronic F 68, Poloxamer 188, and/or combinations thereof.

[00195] In certain embodiments, the process further comprises a sulfate (e.g., for example, sodium bisulfate). For example, when benzylamine is used as the amino donor molecule, sodium bisulfate reacts with the by-product benzaldehyde to form an insoluble bisulfite adduct.

[00196] In certain embodiments, the process further comprises a dehydrogenase enzyme (e.g., a yeast alcohol dehydrogenase (YADH) such as from *Saccharomyces cerevisiae*). For example, when isopropyl amine is used as the amino donor molecule, a YADH enzyme converts the acetone by-product to isopropanol, thereby shifting the equilibrium and driving the reaction to completion (see Cassimjee *et al.*, *Chem Comm* (2010) 46:5569-5571, incorporated herein by reference).

Additional Embodiments

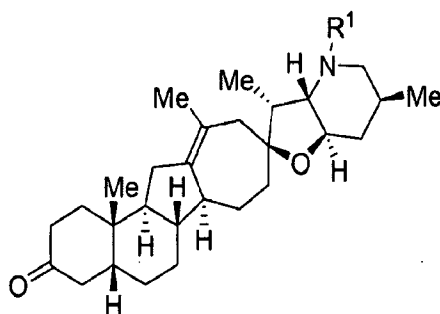
[00197] In certain embodiments, provided is a process for preparing a compound of formula (R)-(II-a):



(R)-(II-a)

or a salt thereof;

from a compound of formula (I-a):



(I-a)

or a salt thereof;

wherein:

R¹ is H, aralkyl, or -CO₂R¹⁶;

R¹⁶ is H, alkyl, alkenyl, alkynyl, aryl, cycloalkyl, heterocycloalkyl, aralkyl, heteroaryl, heteroaralkyl or -[C(R²⁰)₂]_p-R²¹ wherein p is 0-6;

R²⁰ is H, alkyl, alkenyl, alkynyl, aryl, cycloalkyl, heterocycloalkyl, aralkyl, heteroaryl, or heteroaralkyl; or any two occurrences of R²⁰ on the same substituent are taken together to form a 4-8 membered optionally substituted ring;

R²¹ is -OR²², -N(R²²)C(=O)R²², -N(R²²)C(=O)OR²², -N(R²²)SO₂(R²²), -C(=O)R²²N(R²²)₂, -OC(=O)R²²N(R²²)(R²²), -SO₂N(R²²)(R²²), -N(R²²)(R²²), -C(=O)OR²², -C(=O)N(OH)(R²²), -OS(O)₂OR²², -S(O)₂OR²², -OP(=O)(OR²²)(OR²²), -N(R²²)P(O)(OR²²)(OR²²), or -P(=O)(OR²²)(OR²²); and

R^{22} is H, alkyl, alkenyl, alkynyl, aryl, cycloalkyl, heterocycloalkyl, aralkyl, heteroaryl, heteroaralkyl; or any two occurrences of R^{22} on the same substituent are taken together to form a 4–8 membered optionally substituted ring;

the process comprising contacting a compound of formula (I-a) or a salt thereof, an amino donor molecule, and an amine transaminase enzyme in a solution to provide a compound of formula (R)-(II-a) or a salt thereof.

[00198] In certain embodiments, R^1 is H, aralkyl, or $-\text{CO}_2R^{16}$.

[00199] In certain embodiments, R^1 is H.

[00200] In certain embodiments, R^1 is aralkyl.

[00201] In certain embodiments, R^1 is $-\text{CO}_2R^{16}$. In certain embodiments, R^1 is $-\text{CO}_2R^{16}$ and R^{16} is alkyl, alkenyl, alkynyl, aryl, cycloalkyl, heterocycloalkyl, aralkyl, heteroaryl or heteroaralkyl. In certain embodiments, R^1 is a $-\text{Boc}$ group (e.g., wherein R^1 is $-\text{CO}_2R^{16}$ and R^{16} is t-butyl). In certain embodiments, R^1 is a $-\text{Cbz}$ group (e.g., wherein R^1 is $-\text{CO}_2R^{16}$ and R^{16} is benzyl).

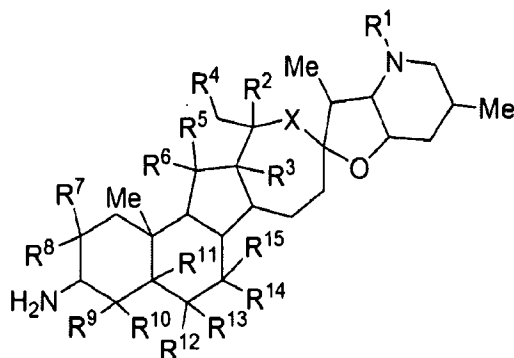
[00202] In certain embodiments, the amino donor molecule is a chiral amino donor molecule. In certain embodiments, the chiral amino donor molecule is (R)-methylbenzylamine or a salt thereof. In other embodiments, the chiral amino donor molecule is (S)-methylbenzylamine or a salt thereof.

[00203] In certain embodiments, the chiral amino donor molecule is (L)-alanine or a salt thereof. In certain embodiments, the chiral amino donor molecule is (D)-alanine or a salt thereof.

[00204] In certain embodiments, the amine transaminase enzyme is an omega amine transaminase enzyme. In certain embodiments, the omega amine transaminase enzyme is ATA-113 from Codexis, Inc. In certain embodiments, the omega amine transaminase enzyme is ATA-117 from Codexis, Inc. In certain embodiments, the omega amine transaminase enzyme is an omega amine transaminase from *Vibrio fluvialis*.

Additional Steps

[00205] In certain embodiments, the process further comprises contacting a compound of formula (II):

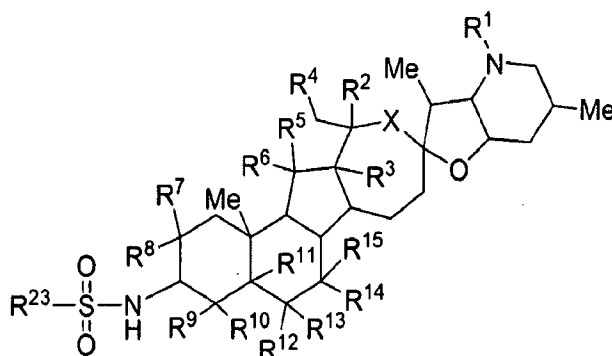


(II)

or a salt thereof,

wherein $R^1, R^2, R^3, R^4, R^5, R^6, R^7, R^8, R^9, R^{10}, R^{11}, R^{12}, R^{13}, R^{14}, R^{15}$ and X are as defined herein,

with a sulfonylating agent to provide a compound of formula (III):



(III)

or a salt thereof,

wherein $R^1, R^2, R^3, R^4, R^5, R^6, R^7, R^8, R^9, R^{10}, R^{11}, R^{12}, R^{13}, R^{14}, R^{15}$ and X are as defined herein, and

R^{23} is alkyl or aryl.

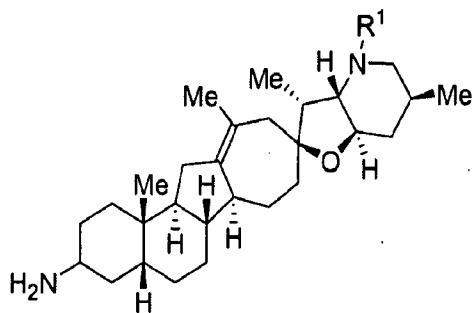
[00206] Exemplary sulfonylating agents include, but are not limited to, benzenesulfonyl chloride, benzenesulfonyl anhydride, p-toluenesulfonyl chloride, p-toluenesulfonyl anhydride, methanesulfonyl chloride, and methanesulfonyl anhydride.

[00207] In certain embodiments, the sulfonylating agent is benzenesulfonyl chloride or benzenesulfonyl anhydride, and R^{23} is benzyl (*i.e.*, $-C_6H_5$).

[00208] In certain embodiments, the sulfonylating agent is p-toluenesulfonyl chloride or p-toluenesulfonyl anhydride, and R^{23} is toluenyl (*i.e.*, $-C_6H_4(p-CH_3)$).

[00209] In certain embodiments, the sulfonylating agent is methanesulfonyl chloride or methanesulfonyl anhydride, and R^{23} is methyl (*i.e.*, $-CH_3$).

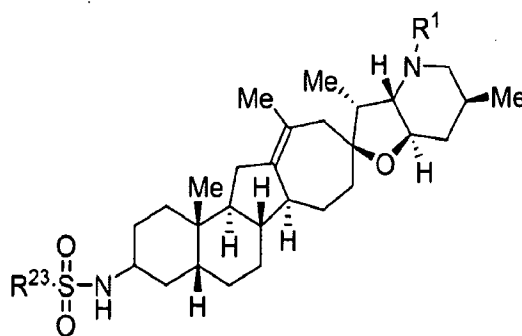
[00210] In certain embodiments, the compound of formula (II) is:



(II-a)

or a salt thereof,

and the compound of formula (III) is:

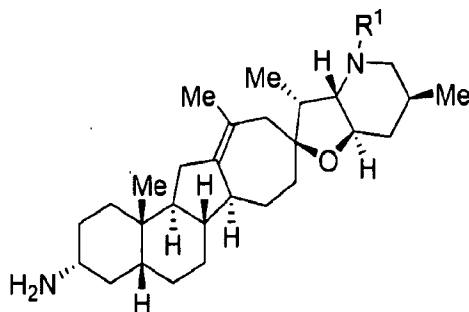


(III-a)

or a salt thereof,

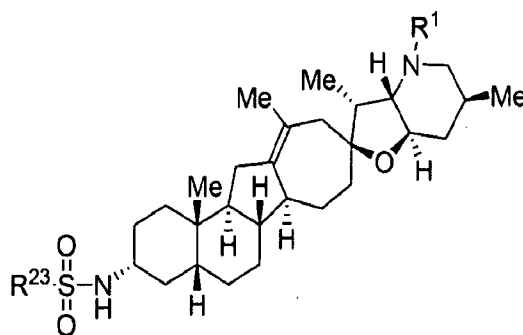
wherein R^1 and R^{23} are as defined herein.

[00211] In certain embodiments, the compound of formula (II) is:

*(R)*-(II-a)

or a salt thereof,

and the compound of formula (III) is:

*(R)*-(III-a)

or a salt thereof,

wherein R^1 and R^{23} are as defined herein.

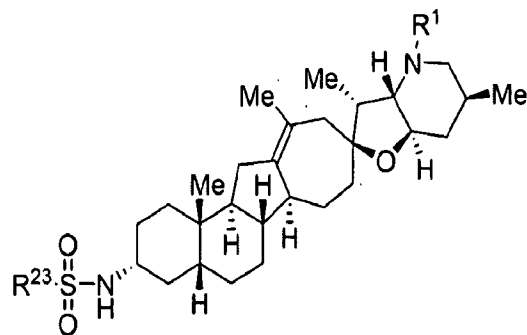
[00212] In certain embodiments, R^1 is H.

[00213] In certain embodiments, R^1 is aralkyl.

[00214] In certain embodiments, R^1 is $-\text{CO}_2R^{16}$.

[00215] In certain embodiments wherein R^1 is aralkyl or $-\text{CO}_2R^{16}$, the process further comprises deprotecting the compound of formula (III) wherein R^1 is aralkyl or $-\text{CO}_2R^{16}$ to provide a compound of formula (III) wherein R^1 is H. Exemplary deprotection methods include, but are not limited to, reducing conditions, such as hydrogenation.

[00216] For example, in certain embodiments, the process further comprises deprotecting the compound of formula *(R)*-(III-a):

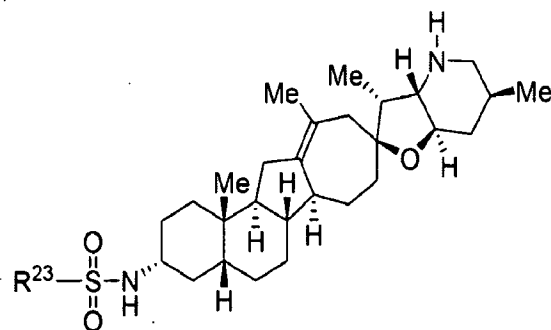


(R)-(III-a)

or salt thereof,

wherein R¹ is aralkyl or -CO₂R¹⁶,

to provide a compound of formula (R)-(III-b):



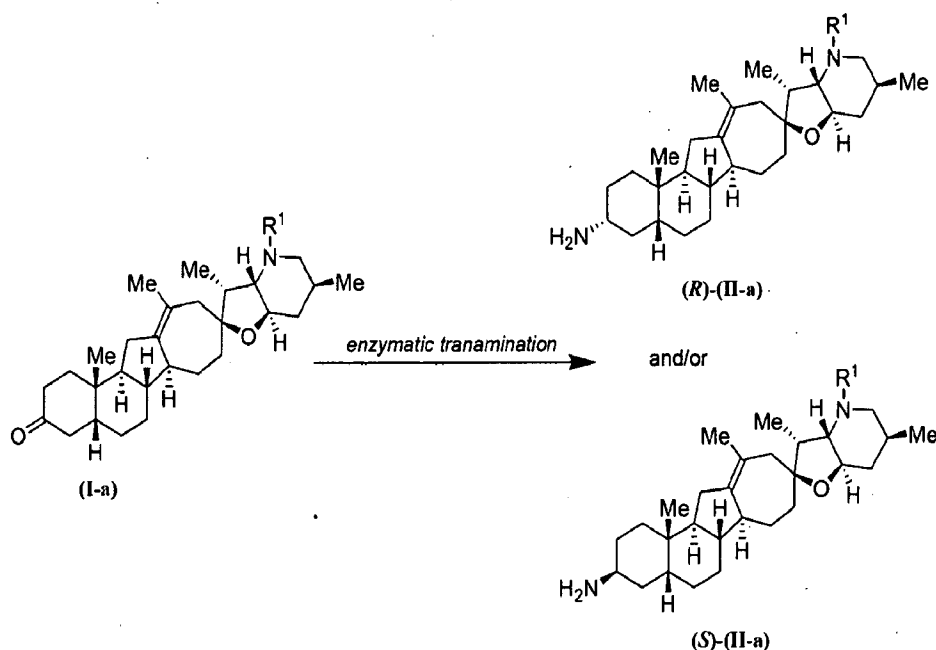
(R)-(III-b)

or salt thereof,

wherein R²³ is as defined herein.

EXEMPLIFICATION

[00217] The present disclosure now being generally described, it will be more readily understood by reference to the following examples, which are included merely for purposes of illustration and are not intended to limit the disclosure herein.

Enzymatic Transamination of Compound (I-a)**Materials and Methods**

[00218] **Enzymes.** Amine transaminase enzymes were purchased from commercially available sources, stored at -20°C , and used as received: ATA-113 (Codexis, Redwood City, CA; Lot no. 104020902); ATA-117 (Codexis, Redwood City, CA; Lot no.104020902); omega-transaminase from *Vibrio fluvialis* (Fluka; cat. no 08374); glutamate pyruvate transaminase (Fluka); broad range transaminase (Fluka).

[00219] **Co-enzymes.** Co-enzymes utilized during the investigation include: L-alanine dehydrogenase (LADH, Sigma, no. A7653-100U), formate dehydrogenase (FDH, Codexis, FDH-101) and pyruvate reductase mix (PRM-102, Codexis), which is a mixture lactate dehydrogenase (LDH), glucose dehydrogenase (GDH), glucose and NAD^+ .

[00220] **pH.** The following buffers were used during the investigation: 100 mM sodium phosphate buffer (pH 7; Fluka no. 82637); 20 mM sodium phosphate buffer (pH 7.5; Fluka, no. 82592); 20 mM sodium phosphate buffer (pH 8; Fluka, no. 82593).

[00221] **HPLC Method 1.** Symmetry C18 column 4.6 x 150 mm; flow rate 1.5 mL/min; mobile phase A = 0.1% TFA in water; mobile phase B = 0.1% TFA in acetonitrile; 10 μ L injection; 40 °C column temperature; detection wavelength = 215 nm (all species). Retention time of compound (II-a) ($R^1 = H$): S -(II-a) = 5.9 min; R -(II-a), = 6.8 min).

HPLC Method 1 Gradient:

Time (minutes)	% mobile phase A	% mobile phase B
0	90	10
1.0	90	10
10.0	40	60
11.0	5	95
12.0	5	95
13.0	90	10
15.0	90	10

[00222] **HPLC Method 2.** XBridge C8 column 4.6 x 75 mm; flow rate 1.0 mL / min; mobile phase A = 10 mM ammonium formate buffer, pH 3.8; mobile phase B = 0.05% formic acid in acetonitrile; 5 μ L injection; 40 °C column temperature; detection wavelength = 215 nm (all species). Retention time of compound (II-a) ($R^1 = Bn$): S -(II-a) = 7.0 min; R -(II-a) = 7.5 min).

HPLC Method 2 Gradient:

Time (minutes)	% mobile phase A	% mobile phase B
0	80	20
2	80	20
16	5	95
18	5	95
18.1	80	20
20	80	20

[00223] **HPLC Method 3.** Eclipse XDB-C8 column 4.6 x 50 mm; flow rate 1.5 mL/min; mobile phase A = 0.1% TFA in water; mobile phase B = 0.1% TFA in acetonitrile; 10 μ L injection; 40 °C column temperature; detection wavelength = 215 nm (all species). Retention time of compound (II-a) ($R^1 = Cbz$): S -(II-a) = 6.0 min; R -(II-a) = 6.1 min).

HPLC Method 3 Gradient:

Time (minutes)	% mobile phase A	% mobile phase B
0	70	30
2.0	70	30
8.0	0	100
10.0	0	100
12.0	70	30
15.0	70	30

General Experimental Methods

[00224] **Method A:** Compound (I-a), a sodium phosphate buffered solution, 1 mM pyridoxal phosphate (PLP), an amine transaminase enzyme, an amino donor molecule, PRM-102 and, optionally, a co-solvent, were added to a vial. The vial was capped and the reaction stirred at 30 °C for 72 hours. The reaction mixture was then lyophilized and the residue was re-dissolved in methanol (2 mL). A 100 µL portion of the methanol solution was filtered and analyzed by HPLC. The results of Experiments 1-8 using Method A are summarized in Table 6.

[00225] **Method B:** Compound (I-a), a sodium phosphate buffered solution, 1 mM pyridoxal phosphate (PLP), amine transaminase enzyme, D-alanine, ammonium formate (NH₄CO₂H), L-alanine dehydrogenase (LADH) solution (8.05 U/mL), formate dehydrogenase (FDH) solution (10 U/mL), NAD (1 mM) and a co-solvent were added to a vial. The vial was capped and the reaction stirred at 30 °C for 72 hours. The reaction mixture was then lyophilized and the residue was re-dissolved in methanol (2 mL). A 100 µL portion of the methanol solution was filtered and analyzed by HPLC. The results of Experiments 1-10 using Method B are summarized in Table 7.

[00226] **Method C:** Compound (I-a), a sodium phosphate buffered solution, pyridoxal phosphate (PLP) (0.5 mM to 1 mM), an amine transaminase enzyme, an amino donor molecule, and, optionally, a co-solvent and PRM-102, were added to a vial. The vial was capped and the reaction stirred at 37 °C for 24 hours to about 6 days (144 hours). The reaction mixture was then lyophilized and the residue was re-dissolved in methanol (2 mL). A 100 µL portion of the methanol solution was filtered and analyzed by HPLC. The results of Experiments 1-28 using Method C are summarized in Table 8.

[00227] **Method D:** Compound (I-a), a sodium phosphate buffered solution, pyridoxal phosphate (PLP) (0.5 mM), an amine transaminase enzyme, an amino donor molecule (5

equivalents), PRM-102, and, optionally, a co-solvent, were added to a vial. The vial was capped and the reaction stirred at 37 °C for 24 hours to about 7 days (168 hours). A 100 µL portion of the reaction mixture was diluted with 1 volume of MeOH and analyzed by HPLC. The results of Experiments 1-13 using Method D are summarized in Table 9.

[00228] **Method E:** Compound (I-a), a sodium phosphate buffered solution, pyridoxal phosphate (PLP) (0.5 mM), an amine transaminase enzyme, L-alanine (5 equivalents), PRM-102, and methanol (10% v/v) were added to a vial. The vial was capped and the reaction stirred at 37 °C for 24 hours to about 7 days (168 hours). A 100 µL portion of the reaction mixture was diluted with 1 volume of MeOH and analyzed by HPLC. The results of Experiments 1-5 using Method E are summarized in Table 10.

[00229] **Method F:** Compound (I-a), a sodium phosphate buffered solution (pH = 7.5), pyridoxal phosphate (PLP) (0.5 mM), an amine transaminase enzyme, L-alanine (5 equivalents), PRM-102, and methanol (10% v/v) were added to a vial. The vial was capped and the reaction stirred at 37 °C for 24 hours to about 7 days (168 hours). The pH of the aqueous layer was monitored at the onset and during the course of the reaction and if necessary, it was readjusted to 7.5 using 0.1 M NaOH solution. A 100 µL portion of the reaction mixture was diluted with 1 volume of MeOH and analyzed by HPLC. The results of Experiments 1-9 using Method F are summarized in Table 11.

[00230] **Method G:** Compound (I-a), a sodium phosphate buffered solution (pH = 7.5), pyridoxal phosphate (PLP) (0.5 mM), an amine transaminase enzyme, L-alanine (5 equivalents), PRM-102, an additive (100% wt/wt) and methanol (10% v/v) were added to a vial. The vial was capped and the reaction stirred at 37 °C for 24 hours to about 7 days (168 hours). A 100 µL portion of the reaction mixture was diluted with 1 volume of MeOH and analyzed by HPLC. The results of Experiments 1-5 using Method G are summarized in Table 12.

[00231] **Method H:** Compound (I-a), a sodium phosphate buffered solution (pH = 7.5), pyridoxal phosphate (PLP) (0.5 mM), an amine transaminase enzyme, L-alanine (5 equivalents), PRM-102, a co-solvent (10 to 20% v/v) were added to a vial. The vial was capped and the reaction stirred at 37 °C for 24 hours to about 7 days (168 hours). A 100 µL portion of the reaction mixture was diluted with 1 volume of MeOH and analyzed by HPLC. The results of Experiments 1-12 using Method H are summarized in Table 13.

Table 6. Method A

	(I-a)	Buffer	pH	Co-solvent	PLP (mM)	Enzyme	Amine donor	PRM-102 (mg)	Time (hrs)	2	% Conversion
1	6.5 mg (R ¹ = H, citrate salt)	100 mM (0.85 mL)	7	MeOH (0.15 mL)	1	ATA-117 (3 mg)	D-alanine (4.5 mg)	39	72	(S)	3 %
2	6.5 mg (R ¹ = H, citrate salt)	100 mM (0.85 mL)	7	CF ₃ CH ₂ OH (0.15 mL)	1	ATA-117 (3 mg)	D-alanine (4.5 mg)	39	72	---	n/a
3	20 mg (R ¹ = H, citrate salt)	100 mM (2 mL)	7	none	1	ATA-117 (3 mg)	D-alanine (9.5 mg)	60	72	(S)	3 %
4	20 mg (R ¹ = H, citrate salt)	100 mM (1.8 mL)	7	MeOH (0.2 mL)	1	ATA-117 (10 mg)	D-alanine (11 mg)	60	72	(S)	2 %
5	20 mg (R ¹ = H, citrate salt)	100 mM (1.8 mL)	7	MeOH (0.2 mL)	1	broad-range transaminase (1.7 mg)	D-alanine (11 mg)	60	72	---	n/a

Table 6. Method A

	(I-a)	Buffer	pH	Co-solvent	PLP (mM)	Enzyme	Amine donor	PRM-102 (mg)	Time (hrs)	α	% Conversion
6	20 mg (R ¹ = H, citrate salt)	100 mM (1.8 mL)	7	MeOH (0.2 mL)	1	glutamate pyruvate transaminase (1 mg)	D-alanine (11 mg)	60	72	---	n/a
7	20 mg (R ¹ = H, citrate salt)	100 mM (2 mL)	7	none	1	ATA-113 (10 mg)	L-alanine (9.5 mg)	60	72	(S)	15 %
8	20 mg (R ¹ = H, citrate salt)	100 mM (1.8 mL)	7	MeOH (0.2 mL)	1	ATA-113 (10 mg)	L-alanine (11 mg)	60	72	(S)	5 %

Table 7. Method B

	(I-a)	Buffer	pH	co-solvent	PLP (mM)	enzyme	donor	NH ₄ CO ₃ H (mg)	FDH (μL)	LADH (μL)	NAD (mM)	2	%
1	3.5 mg (R ¹ = H, citrate salt)	100 mM (0.85 mL)	7	DMSO (0.15 mL)	1	ATA-117 (3 mg)	D-alanine (9.5 mg)	4	25	10	1	---	n/a
2	3.5 mg (R ¹ = H, citrate salt)	100 mM (0.85 mL)	7	MeOH (0.15 mL)	1	ATA-117 (3 mg)	D-alanine (9.5 mg)	4	25	10	1	(S)	1 %
3	3.5 mg (R ¹ = H, citrate salt)	20 mM (0.85 mL)	7.5	DMSO (0.15 mL)	1	ATA-117 (3 mg)	D-alanine (9.5 mg)	4	25	10	1	---	n/a
4	3.5 mg (R ¹ = H, citrate salt)	20 mM (0.85 mL)	7.5	MeOH (0.15 mL)	1	ATA-117 (3 mg)	D-alanine (9.5 mg)	4	25	10	1	---	n/a
5	6.5 mg (R ¹ = H, citrate salt)	100 mM (0.85 mL)	7	CF ₃ CH ₂ OH (0.15 mL)	1	ATA-117 (3 mg)	D-alanine (13 mg)	6	50	20	1	---	n/a

Table 7. Method B

	(I-a)	Buffer	pH	co-solvent	PLP (mM)	enzyme	donor	NH ₄ CO ₂ H (mg)	FDH (μL)	L-ADH (μL)	NAD (mM)	2	%
6	6.5 mg (R ¹ = H, citrate salt)	100 mM (0.85 mL)	7	MeOH (0.15 mL)	1	ATA-117 (3 mg)	D-alanine (22 mg)	9	50	20	1	(S)	5 %
7	3.5 mg (R ¹ = H, citrate salt)	100 mM (0.85 mL)	7	MeOH (0.15 mL)	1	ATA-113 (1.3 mg)	D-alanine (9.5 mg)	4	22	8.8	1	(S)	8 %
8	3.5 mg (R ¹ = H, citrate salt)	100 mM (0.85 mL)	7	DMSO (0.15 mL)	1	ATA-113 (1.3 mg)	D-alanine (9.5 mg)	4	22	8.8	1	(S)	37 %
9	10 mg (R ¹ = H, citrate salt)	100 mM (8.5 mL)	7	DMSO (1.5 mL)	1	ATA-113 (13 mg)	D-alanine (95 mg)	40	216	86	1	(S)	12 %
10	3.5 mg (R ¹ = H, citrate salt)	100 mM (0.85 mL)	7	DMSO (1.3 mL); Et ₂ O (0.2 mL)	1	ATA-113 (1.3 mg)	D-alanine (12 mg)	5	22	8.8	1	(S)	10 %

Table 8. Method C

	(I-a)	Buffer	pH	Co-solvent	PLP (mM)	Enzyme	Amine donor	PRM-102 (mg)	Time (hrs)	z	% Conversion
1	15 mg (R ¹ = H)	100 mM (1.8 mL)	7	MeOH (0.2 mL)	1	ATA-117 (10 mg)	D-alanine (13 mg)	60	24	(S)	2%
2	15 mg (R ¹ = H)	100 mM (1.8 mL)	7	MeOH (0.2 mL)	1	ATA-113 (10 mg)	L-alanine (13 mg)	60	24	(S)	10%
3	1 mg (R ¹ = H)	20 mM (1.2 mL)	7.5	MeOH (0.12 mL)	0.5	ATA-113 (2 mg)	(S)-methyl benzyl amine (1.4 μL)	none	72	(S)	9%
4	1 mg (R ¹ = H)	20 mM (1.2 mL)	7.5	MeOH (0.12 mL)	0.5	ATA-113 (2 mg)	(S)-methyl benzyl amine (1.4 μL)	30	72	(S)	41%
5	8.5 mg (R ¹ = H)	20 mM (10 mL)	7.5	MeOH (1 mL)	1	ATA-113 (20 mg)	(S)-methyl benzyl amine (13 μL)	300	72	(S)	42%
6	1 mg (R ¹ = H)	20 mM (1.2 mL)	7.5	MeOH (0.12 mL)	0.5	ATA-117 (2 mg)	(S)-methyl benzyl amine (1.4 μL)	none	72	-	n/a

Table 8. Method C

	(I-a)	Buffer	pH	Co-solvent	PLP (mM)	Enzyme	Amine donor	PRM-102 (mg)	Time (hrs)	2	% Conversion
7	1 mg (R ¹ = H)	20 mM (1.2 mL)	7.5	MeOH (0.12 mL)	0.5	ATA-117 (2 mg)	(S)-methyl benzyl amine (1.4 μL)	30	72	-	n/a
8	1 mg (R ¹ = H)	20 mM (1.2 mL)	7.5	MeOH (0.12 mL)	0.5	ATA-117 (4 mg)	(S)-methyl benzyl amine (1.4 μL)	60	72	-	n/a
9	8.5 mg (R ¹ = H)	20 mM (10 mL)	7.5	MeOH (1 mL)	0.5	ATA-117 (10 mg)	(S)-methyl benzyl amine (13 μL)	150	72	-	n/a
10	8.5 mg (R ¹ = H)	20 mM (9 mL)	8	MeOH (1 mL)	0.5	ATA-117 (20 mg)	(S)-methyl benzyl amine (13 μL)	300	72	-	n/a
11	6.4 mg (R ¹ = H)	20 mM (9 mL)	8	MeOH (1 mL)	0.5	ATA-117 (20 mg)	(S)-methyl benzyl amine (13 μL)	300	72	-	n/a
12	4.3 mg (R ¹ = H)	20 mM (9 mL)	8	MeOH (1 mL)	0.5	ATA-117 (20 mg)	(S)-methyl benzyl amine (13 μL)	300	72	-	n/a

Table 8. Method C

	(I-a)	Buffer	pH	Co-solvent	PLP (mM)	Enzyme	Amine donor	PRM-102 (mg)	Time (hrs)	α	% Conversion
13	2.1 mg (R ¹ = H)	20 mM (9 mL)	8	MeOH (1 mL)	0.5	ATA-117 (20 mg)	(S)-methyl benzyl amine (13 μ L)	300	72	-	n/a
14	1.6 mg (R ¹ = H)	20 mM (1.2 mL)	7.5	none	1	<i>Vibrio fluvialis</i> (55 μ L)	(S)-methyl benzyl amine (13 μ L)	none	72	(R)	2%
15	1 mg (R ¹ = H)	20 mM (1.2 mL)	7.5	MeOH (0.12 mL)	0.5	<i>Vibrio Fluvialis</i> (100 μ L)	(R)-methyl benzyl amine (1.4 μ L)	none	72	(R)	10%
16	4.3 mg (R ¹ = H)	20 mM (4.95 mL)	7.5	MeOH (0.55 mL)	0.5	<i>Vibrio Fluvialis</i> (155 μ L)	(R)-methyl benzyl amine (6.5 μ L)	140	72	(R)	15%
17	1.6 mg (R ¹ = H)	20 mM (2 mL)	7.5	none	0.5	<i>Vibrio Fluvialis</i> (100 μ L)	(S)-methyl benzyl amine (1.4 μ L)	none	72	(R)	3%
18	8.5 mg (R ¹ = H)	20 mM (10 mL)	7.5	MeOH (1 mL)	0.5	<i>Vibrio Fluvialis</i> (100 μ L)	(R)-methyl benzyl amine (13 μ L)	none	72	(R)	10%

Table 8. Method C

	(I-n)	Buffer	pH	Co-solvent	PLP (mM)	Enzyme	Amine donor	PRM-102 (mg)	Time (hrs)	2	% Conversion
19	8.5 mg (R ¹ = H)	20 mM (10 mL)	7.5	MeOH (1 mL)	0.5	<i>Vibrio Fluviatilis</i> (310 μL)	(S)-methyl benzyl amine (13 μL)	none	72	(R)	10 %
20	8.5 mg (R ¹ = H)	20 mM (10 mL)	7.5	MeOH (1 mL)	0.5	<i>Vibrio Fluviatilis</i> (310 μL)	(S)-methyl benzyl amine (13 μL)	275	72	(R)	10 %
21	14 mg (R ¹ = H, citrate salt)	20 mM (10 mL)	7.5	MeOH (1 mL)	0.5	<i>Vibrio Fluviatilis</i> (310 μL)	(R)-methyl benzyl amine (13 μL)	300	72	(R)	17 %
22	7 mg (R ¹ = H, citrate salt)	20 mM (5 mL)	7.5	MeOH (0.5 mL)	0.5	<i>Vibrio Fluviatilis</i> (155 μL)	(R)-methyl benzyl amine (7 μL)	150	144	(R)	28%
23	5.5 mg (R ¹ = Bn)	20 mM (5 mL)	7.5	EtOAc (0.5 mL)	1	<i>Vibrio Fluviatilis</i> (150 μL)	(R)-methyl benzyl amine (7 μL)	150	72	---	n/a
24	5.5 mg (R ¹ = Bn)	20 mM (5 mL)	7.5	cyclohexanone (0.5 mL)	1	<i>Vibrio Fluviatilis</i> (150 μL)	(R)-methyl benzyl amine (7 μL)	150	72	---	n/a

Table 8. Method C

	(I-a)	Buffer	pH	Co-solvent	PLP (mM)	Enzyme	Amine donor	PRM-102 (mg)	Time (hrs)	2	% Conversion
25	8.5 mg (R ¹ = Bn)	20 mM (10 mL)	7	MeOH (1 mL)	0.5	ATA-113 (20 mg)	(S)-methyl benzyl amine (13 μ L)	300	72	(S)	1.7 %
26	8.5 mg (R ¹ = CBz)	20 mM (10 mL)	7	MeOH (1 mL)	0.5	ATA-113 (20 mg)	(S)-methyl benzyl amine (13 μ L)	300	72	(S)	2 %
27	8.5 mg (R ¹ = Bn)	20 mM (10 mL)	7	MeOH (1 mL)	0.5	ATA-117 (20 mg)	(S)-methyl benzyl amine (13 μ L)	300	72	---	n/a
28	8.5 mg (R ¹ = Cbz)	20 mM (10 mL)	7	MeOH (1 mL)	0.5	ATA-117 (20 mg)	(S)-methyl benzyl amine (13 μ L)	300	72	---	n/a

Table 9. Method D

	(I-a)	Buffer	pH	Co-solvent	PLP (mM)	Enzyme	Amine Donor (S equiv.)	PRM-102 (mg)	Time (hrs)	2	% Conversion
1	14 mg (R ¹ = H, citrate salt)	20 mM (9 mL)	7.0	MeOH (1.0 mL)	0.5	<i>Fibrio Flavialis</i> (310 μL)	L-alanine	300 mg	168	(R)	16.1%
2	14 mg (R ¹ = H, citrate salt)	20 mM (9 mL)	7.0	MeOH (1.0 mL)	0.5	<i>Fibrio Flavialis</i> (310 μL)	D-alanine	300 mg	168	(R)	12.7%
3	14 mg (R ¹ = H, citrate salt)	20 mM (9 mL)	7.0	MeOH (1.0 mL)	0.5	<i>Fibrio Flavialis</i> (310 μL)	R-Methylbenzylamine	300 mg	168	(R)	14.1%
4	14 mg (R ¹ = H, citrate salt)	20 mM (9 mL)	7.0	MeOH (1.0 mL)	0.5	<i>Fibrio Flavialis</i> (310 μL)	S-Methyl benzylamine	300 mg	168	(R)	7.6%
5	14 mg (R ¹ = H, citrate salt)	20 mM (9 mL)	7.0	MeOH (1.0 mL)	0.5	<i>Fibrio Flavialis</i> (310 μL)	2-aminoindane	300 mg	168	(R)	4.1%
6	14 mg (R ¹ = H, citrate salt)	20 mM (9 mL)	7.0	MeOH (1.0 mL)	0.5	<i>Fibrio Flavialis</i> (310 μL)	S-1-Aminoindane	300 mg	168	---	n/a

Table 9. Method D

	(I-a)	Buffer	pH	Co-solvent	PLP (mM)	Enzyme	Amine Donor (5 equiv.)	PRM-102 (mg)	Time (hrs)	α	% Conversion
7	14 mg (R ¹ = H, citrate salt)	20 mM (9 mL)	7.0	MeOH (1.0 mL)	0.5	<i>Fibrio Fluvialis</i> (310 μ L)	R-1-Aminoindane	300 mg	168	(R)	5.1%
8	14 mg (R ¹ = H, citrate salt)	20 mM (9 mL)	7.0	MeOH (1.0 mL)	0.5	<i>Fibrio Fluvialis</i> (310 μ L)	R-2-Amino-1-propanol	300 mg	168	(R)	3.8%
9	14 mg (R ¹ = H, citrate salt)	20 mM (9 mL)	7.0	MeOH (1.0 mL)	0.5	<i>Fibrio Fluvialis</i> (310 μ L)	S-2-Amino-1-propanol	300 mg	168	(R)	4.6%
10	14 mg (R ¹ = H, citrate salt)	20 mM (9 mL)	7.0	MeOH (1.0 mL)	0.5	<i>Fibrio Fluvialis</i> (310 μ L)	(1R, 2S)- <i>cis</i> -1-Amino-2-indanol	300 mg	168	---	n/a
11	14 mg (R ¹ = H, citrate salt)	20 mM (9 mL)	7.0	MeOH (1.0 mL)	0.5	<i>Fibrio Fluvialis</i> (310 μ L)	(1R, 2R)- <i>trans</i> -1-Amino-2-indanol	300 mg	168	---	n/a
12	14 mg (R ¹ = H, citrate salt)	20 mM (9 mL)	7.0	MeOH (1.0 mL)	0.5	<i>Fibrio Fluvialis</i> (310 μ L)	1-R-Amino-6-hydroxyindanamine	300 mg	168	---	n/a

Table 9. Method D

	(I-a)	Buffer	pH	Co-solvent	PLP (mM)	Enzyme	Amine Donor (5 equiv.)	PRM-102 (mg)	Time (hrs)	2	% Conversion
13	14 mg (R ¹ = H, citrate salt)	20 mM (9 mL)	7.0	MeOH (1.0 mL)	0.5	<i>Vibrio Fluvialis</i> (310 μL)	Isopropylamine	300 mg	168	(R)	8.4%

Table 10. Method E

	(I-a)	Buffer	pH	Co-solvent	PLP (mM)	Enzyme	Amine donor	PRM-102 (mg)	Time (hrs)	2	% Conversion
1	14 mg (R ¹ = H, citrate salt)	20 mM (9 mL)	7.0	MeOH (1.0 mL)	0.5	<i>Vibrio Fluvialis</i> (155 µL)	L-alanine (10 mg)	300 mg	168	(R)	6.4%
2	14 mg (R ¹ = H, citrate salt)	20 mM (9 mL)	8.0	MeOH (1.0 mL)	0.5	<i>Vibrio Fluvialis</i> (155 µL)	L-alanine (10 mg)	300 mg	168	(R)	14.9%
3	14 mg (R ¹ = H, citrate salt)	20 mM (9 mL)	9.0	MeOH (1.0 mL)	0.5	<i>Vibrio Fluvialis</i> (155 µL)	L-alanine (10 mg)	300 mg	168	(R)	10.2%
4	14 mg (R ¹ = H, citrate salt)	100 mM (9 mL)	8.1	MeOH (1.0 mL)	0.5	<i>Vibrio Fluvialis</i> (155 µL)	L-alanine (10 mg)	300 mg	168	(R)	3.6%
5	14 mg (R ¹ = H, citrate salt)	100 mM (9 mL)	7.1	MeOH (1.0 mL)	0.5	<i>Vibrio Fluvialis</i> (155 µL)	L-alanine (10 mg)	300 mg	168	(R)	7.9%

Table 11. Method F											
	(I-a)	Buffer	pH	Co-solvent	PLP (mM)	Enzyme	Amine donor	PRM-102 (mg)	Time (hrs)	2	% Conversion
1	14 mg (R ¹ = H, citrate salt)	20 mM (9 mL)	7.5	MeOH (1.0 mL)	0.5	<i>Vibrio Fluviatilis</i> (155 μ L)	D-alanine (10 mg)	300 mg	168	(R)	12.7%
2	14 mg (R ¹ = H, citrate salt)	20 mM (9 mL)	7.5	MeOH (1.0 mL)	none	<i>Vibrio Fluviatilis</i> (155 μ L)	D-alanine (10 mg)	300 mg	168	---	n/a
3	14 mg (R ¹ = H, citrate salt)	20 mM (9 mL)	7.5	MeOH (1.0 mL)	0.5	<i>Vibrio Fluviatilis</i> (155 μ L)	L-alanine (10 mg)	300 mg	168	(R)	16.1%
4	14 mg (R ¹ = H, citrate salt)	20 mM (9 mL)	7.5	MeOH (1.0 mL)	none	<i>Vibrio Fluviatilis</i> (155 μ L)	L-alanine (10 mg)	300 mg	168	---	n/a
5	14 mg (R ¹ = H, citrate salt)	20 mM (9 mL)	7.5	MeOH (1.0 mL)	0.5	<i>Vibrio Fluviatilis</i> (310 μ L)	L-alanine (10 mg)	300 mg	168	(R)	31%
6	14 mg (R ¹ = H, citrate salt)	20 mM (9 mL)	7.5	MeOH (1.0 mL)	0.5	<i>Vibrio Fluviatilis</i> (310 μ L on day 1, 155 μ L on day 4)	L-alanine (10 mg)	300 mg	168	(R)	41.1%

Table 11. Method F

	(I-a)	Buffer	pH	Co-solvent	PLP (mM)	Enzyme	Amine donor	PRM-102 (mg)	Time (hrs)	2	% Conversion
7	14 mg (R ¹ = H, citrate salt)	20 mM (9 mL)	7.5	MeOH (1.0 mL)	0.5	<i>Vibrio Fluviatilis, NEW BATCH</i> (310 µL on day 1, 155 µL on day 6)	L-alanine (10 mg)	300 mg	168	(R)	48.7%
8	45 mg (R ¹ = H, citrate salt)	20 mM (9 mL)	7.5	MeOH (1.0 mL)	0.5	<i>Vibrio Fluviatilis NEW BATCH</i> (310 µL)	L-alanine (10 mg)	300 mg	168	(R)	8.6%
9	14 mg (R ¹ = H, citrate salt)	20 mM (9 mL)	7.5	MeOH (1.0 mL)	0.5	<i>Vibrio Fluviatilis, NEW BATCH</i> (310 µL)	L-alanine (20 mg)	300 mg	168	(R)	14.5%

Table 12. Method G

	(I-a)	Buffer	Additives	Co-solvent	PLP (mM)	Enzyme	Amine donor	PRM-102 (mg)	Time (hrs)	2	% Conversion
1	14 mg (R ¹ = H, citrate salt)	20 mM (9 mL)	Amberlite Resin (100 wt%)	MeOH (1.0 mL)	0.5	<i>Vibrio Fluvialis</i> (310 μ L)	L-alanine (10 mg)	300 mg	96	(R)	3.7%
2	14 mg (R ¹ = H, citrate salt)	20 mM (9 mL)	Dowex Resin (100 wt%)	MeOH (1.0 mL)	0.5	<i>Vibrio Fluvialis</i> (310 μ L)	L-alanine (10 mg)	300 mg	96	---	n/a
3	14 mg (R ¹ = H, citrate salt)	20 mM (9 mL)	β -Cyclodextrin (100 wt%)	MeOH (1.0 mL)	0.5	<i>Vibrio Fluvialis</i> (310 μ L)	L-alanine (10 mg)	300 mg	96	(R)	14.0
4	14 mg (R ¹ = H, citrate salt)	20 mM (9 mL)	γ -Cyclodextrin (100 wt%)	MeOH (1.0 mL)	0.5	<i>Vibrio Fluvialis</i> (310 μ L)	L-alanine (10 mg)	300 mg	96	(R)	11.4
5	14 mg (R ¹ = H, citrate salt)	20 mM (9 mL)	Sodium Bisulfite (100 wt%)	MeOH (1.0 mL)	0.5	<i>Vibrio Fluvialis</i> (310 μ L)	benzylamine (10 mg)	300 mg	96	---	n/a

Table 13. Method H

	(I-a)	Buffer	pH	Co-solvent	PLP (mM)	Enzyme	Amine donor	PRM-102 (mg)	Time (hrs)	2	% Conversion
1	14 mg (R ¹ = H, citrate salt)	20 mM (9 mL)	7.5	none	0.5	<i>Vibrio Flavialis</i> (155 μ L)	L-alanine (10 mg)	300 mg	168	(R)	6.4%
2	14 mg (R ¹ = H)	20 mM (9 mL)	7.5	MeOH (1.0 mL)	0.5	<i>Vibrio Flavialis</i> (155 μ L)	L-alanine (10 mg)	300 mg	168	(R)	14.9%
3	14 mg (R ¹ = H)	20 mM (9 mL)	7.5	DMSO (1.0 mL)	0.5	<i>Vibrio Flavialis</i> (155 μ L)	L-alanine (10 mg)	300 mg	168	(R)	8.2%
4	14 mg (R ¹ = H)	100 mM (9 mL)	7.5	Heptane (2.0 mL)	0.5	<i>Vibrio Flavialis</i> (155 μ L)	L-alanine (10 mg)	300 mg	168	---	n/a
5	14 mg (R ¹ = H)	100 mM (9 mL)	7.5	Heptane (2.0 mL)	0.5	<i>Vibrio Flavialis</i> (155 μ L)	R-Methyl benzylamine	300 mg	168	---	n/a
6	14 mg (R ¹ = H)	100 mM (9 mL)	7.5	Toluene (2.0 mL)	0.5	<i>Vibrio Flavialis</i> (155 μ L)	L-alanine (10 mg)	300 mg	168	---	n/a
7	14 mg (R ¹ = H)	100 mM (9 mL)	7.5	Toluene (2.0 mL)	0.5	<i>Vibrio Flavialis</i> (155 μ L)	R-Methyl benzylamine	300 mg	168	---	n/a
8	14 mg (R ¹ = H)	100 mM (9 mL)	7.5	2-Methyl tetrahydrofuran (2.0 mL)	0.5	<i>Vibrio Flavialis</i> (155 μ L)	L-alanine (10 mg)	300 mg	168	---	n/a

Table 13. Method H

	(I-a)	Buffer	pH	Co-solvent	PLP (mM)	Enzyme	Amine donor	PRM-102 (mg)	Time (hrs)	2	% Conversion
9	14 mg (R ¹ = H)	100 mM (9 mL)	7.5	2-Methyl tetrahydrofuran (2.0 mL)	0.5	<i>Vibrio Flavialis</i> (155 μL)	R-Methyl benzylamine	300 mg	168	—	n/a
10	14 mg (R ¹ = H)	100 mM (9 mL)	7.5	Ethylacetate (2.0 mL)	0.5	<i>Vibrio Flavialis</i> (155 μL)	L-alanine (10 mg)	300 mg	168	(R)	12.9% (aq. layer) 1.1% (organic layer)
11	14 mg (R ¹ = H)	100 mM (9 mL)	7.5	Hexanes (2.0 mL)	0.5	<i>Vibrio Flavialis</i> (155 μL)	L-alanine (10 mg)	300 mg	168	(R)	4.2% (aq. layer) 1.6% (organic layer)
12	14 mg (R ¹ = H)	100 mM (9 mL)	7.5	Perfluorohexane (2.0 mL)	0.5	<i>Vibrio Flavialis</i> (155 μL)	L-alanine (10 mg)	300 mg	168	—	n/a

DISCUSSION

Table Legend

PLP	pyridoxal phosphate
PRM 102	pyruvate reductase mix available from Codexis, Inc.
(R)	(R) isomer preferentially generated
(S)	(S) isomer preferentially generated
%	percent conversion of the preferred isomer as determined by HPLC
n/a	no product detected by HPLC
Me	methyl, -CH ₃
Bn	benzyl, -CH ₂ C ₆ H ₅
Cbz	carbobenzyloxy, -C(=O)OCH ₂ C ₆ H ₅
DMSO	dimethylsulfoxide
MeOH	methanol
EtOAc	ethyl acetate

[00232] Example: Evaluation of Candidate Transaminases. Candidate transaminases were evaluated using the reaction conditions described in Method A above (see Table 6). These experiments were carried out using PRM-102 (powder form) as the co-enzyme system and *D*-alanine or *L*-alanine as the amino donor molecule. In all but two of the runs, a water miscible co-solvent (methanol or trifluoroethanol (CF₃CH₂OH)) was employed. As shown in Table 6, % conversions of 5% and 15% were observed when the transamination was conducted in the presence of omega amine transaminase enzyme ATA-113, and % conversions of 2% and 3% were observed when the transamination was conducted in the presence of omega amine transaminase enzyme ATA-117. Omega amine transaminase enzymes ATA-117, known generally to be an (*R*)-selective transaminase, produced the compound (*S*)-(II-a) rather than compound (*R*)-(II-a). ATA-113, known generally to be an (*S*)-selective transaminase, produced the compound (*S*)-(II-a). The descriptor "n/a" indicates that the transamination product (II-a) was not detected by HPLC in the reaction mixture.

[00233] Example: Evaluation of FDH/LADH/NAD coenzyme mixtures. Candidate mixtures of the co-enzymes FDH, LADH and NAD were evaluated using the reaction conditions described in Method B above (see Table 7). These experiments were carried out using ATA-117 and ATA-113 as the amine transferase enzyme; *D*-alanine as the amino donor molecule; and DMSO, methanol or trifluoroethanol as the co-solvent. As shown in Table 7, % conversions of from 1% to 37% were observed using this co-enzyme system. Further, transamination was

achieved using either ATA-117 or ATA-113 as the transaminase enzyme. The descriptor “n/a” indicates that the transamination product (**II-a**) was not detected by HPLC in the reaction mixture.

[00234] Example: Comparison of omega transaminase from *Vibrio fluvialis* with ATA-117 and ATA-113. The activity of the omega transaminase from *Vibrio fluvialis* was compared with the activities of ATA-117 and ATA-113 using the reaction conditions described in Method C above (see Table 8). These experiments were carried out using PRM-102 as the co-enzyme system and one of the following amino donor molecule: *D*-alanine, *L*-alanine, (*S*)-methyl benzylamine and (*R*)-methyl benzylamine. When ATA-117 or ATA-113 was employed as the transaminase enzyme, compound (*S*)-(**II-a**) was produced. As indicated in Table 8, this product stereochemistry (*S*) was obtained with amino donor molecules *D*-alanine, *L*-alanine, and (*S*)-methyl benzylamine. In contrast, when the omega amine transaminase from *Vibrio fluvialis* was employed as the amine transaminase enzyme, compound (*R*)-(**II-a**) was produced. As indicated in Table 8, this product stereochemistry was obtained when either (*R*) or (*S*)-methyl benzylamine was used as the amino donor molecule. The descriptor “n/a” indicates that the transamination product (**II-a**) was not detected by HPLC in the reaction mixture.

[00235] Example: Evaluation of Candidate Amino Donor Molecules. Candidate amino donor molecules were evaluated using the reaction conditions described in Method D above (see Table 9). These experiments were carried out using the omega transaminase from *Vibrio fluvialis*; a 20 mM phosphate buffer (pH = 7.0); and methanol as the co-solvent. *L*-alanine, *D*-alanine, (*R*)-methylbenzylamine, (*S*)-methylbenzylamine, 2-aminoindane, (*R*)-1-aminoindane, (*R*)-2-amino-1-propanol, (*S*)-2-amino-1-propanol, (1*R*, 2*S*)-*cis*-1-amino-2-indanol, (1*R*, 2*R*)-*trans*-1-amino-2-indanol, 1-(*R*)-amino-6-hydroxyindanamine and isopropylamine were tested. As indicated in Table 9, only compound (*R*)-(**II-a**) was observed. *L*-alanine as amino donor molecule provided a % conversion of 16.1% over a period of 7 days. The descriptor “n/a” indicates that the transamination product (**II-a**) was not detected by HPLC in the reaction mixture.

[00236] Example: Evaluation of Candidate Reaction pH and Buffer Strengths. Candidate reaction pH and buffer strengths were evaluated using the reaction conditions described in Method E above (see Table 10). These experiments were carried out using buffers with different pH's and molarities. As shown in Table 10, a 20 mM phosphate buffer (maintaining a pH = 8.0)

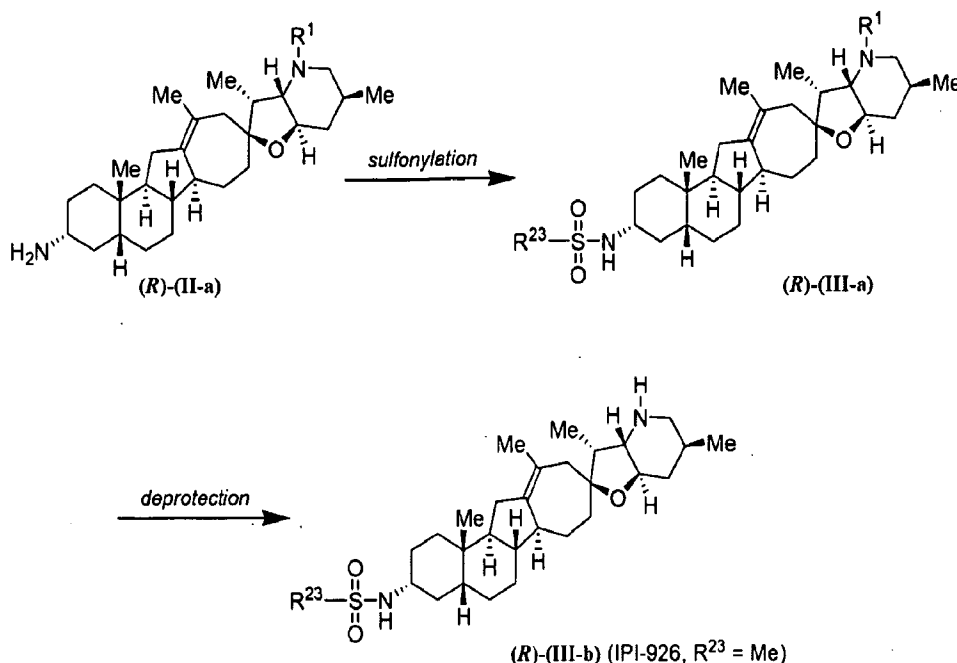
was found to provide a % conversion of 14.9%. Increasing the molarity of the buffer (100 mM) was found to cause precipitation of the starting material (I-a) and reduce conversion to the product (R)-(II-a). The descriptor "n/a" indicates that the transamination product (II-a) was not detected by HPLC in the reaction mixture.

[00237] Table 11 shows the results for transamination reactions conducted at pH = 7.5. These reactions were monitored for any change in the pH, and any change in the pH of the reaction mixture was adjusted using 0.1 N sodium hydroxide solution (Method F). However, it was also found that the conversion was dependent on the age of the enzyme. A fresh bottle of enzyme was found to increase % conversion up to 31% using L-alanine over a period of 7 days and 2 units/mg of the substrate compound (I-a). When the reaction mixture was charged with an additional unit of fresh enzyme at the end of day 6, the conversion improved to 48.7%. The descriptor "n/a" indicates that the transamination product (II-a) was not detected by HPLC in the reaction mixture.

[00238] Example: Evaluation of Candidate Additives. Candidate additives were evaluated using the reaction conditions described in Method G above (see Table 12). These experiments were carried out using additives, such as resins, cyclodextrins and sulfites. Resins capable of adsorbing the starting material compound (I-a) as well as the product compound (II-a) were screened. In addition, β - and γ -cyclodextrins that are known to solubilize organic compounds were also tested (% conversions of 14.0% and 11.4% were observed for β - and γ -cyclodextrin, respectively). The descriptor "n/a" indicates that the transamination product (II-a) was not detected by HPLC in the reaction mixture.

[00239] Example: Evaluation of Candidate Co-solvents. Candidate co-solvents were evaluated using the reaction conditions described in Method H above (see Table 13). For monophasic systems, it was found that using methanol as the co-solvent provided the highest % conversion of those tested. For biphasic systems, it was found that using ethyl acetate as the co-solvent provided the highest % conversion of those tested. The descriptor "n/a" indicates that the transamination product (II-a) was not detected by HPLC in the reaction mixture.

Exemplary sulfonylation of a compound of formula (II)



[00240] Procedure described in Tremblay *et al.*, "Discovery of a Potent and Orally Active Hedgehog Pathway Antagonist (IPI-926)" *J. Med. Chem.* (2009) 52:4400-4418, incorporated herein by reference.

[00241] A solution of amine (R¹ = CBz) (5.10 g, 9.09 mmol, 1 equiv) in dichloromethane (60 mL) was treated with diisopropylethylamine (5.88 g, 45.5 mmol, 5.0 equiv), cooled to 0 °C, and treated with methanesulfonyl chloride (2.08 g, 18.2 mmol, 2.0 equiv). The reaction mixture was stirred for 30 min and partitioned between saturated aqueous sodium bicarbonate and ethyl acetate. The organic layer was separated, dried over sodium sulfate, and concentrated to dryness to provide a crude residue. The residue was purified using silica gel chromatography (10-30% EtOAc/hexanes) to provide the N-Cbz sulfonylated product. A suspension of the isolated product and 10% palladium on carbon (1.0 g) in 2-propanol (50 mL) was placed under hydrogen atmosphere and stirred for 4 h at room temperature. The reaction mixture was then filtered on Celite and the filtrate concentrated to dryness. The residue was then purified using silica gel chromatography (0-5% DCM/MeOH) to give IPI-926 (4.06 g, 8.05 mmol, 95% for two steps). NMR δ H (400 MHz, CDCl₃) 6.90 (br s, 1H), 3.31 (dt, J= 10.6, 3.8 Hz, 1H), 3.20 (br s, 1H), 3.10 (dd, J=13.7, 4.5 Hz, 1H), 2.91 (s, 3H), 2.62 (dd, J=9.9, 7.6 Hz, 1H), 2.33 (br d, J=14.5 Hz, 1H), 2.27-2.15 (m, 1H), 2.10 (dd, J=14.5, 6.9 Hz, 1H), 1.99-1.17 (m, 28H), 1.05 (q, J=11.6 Hz, 1H), 0.93 (d, J=7.4 Hz, 3H), 0.88 (d, J=6.6 Hz, 3H), 0.86 (s, 3H); NMR δ C (100 MHz, CDCl₃)

140.47, 124.53, 82.48, 76.97, 63.73, 54.08, 53.87, 50.12, 49.98, 47.19, 44.73, 42.27, 42.10, 40.24, 37.55, 37.44, 36.04, 34.44, 31.87, 31.33, 30.46, 29.79, 28.37, 27.94, 26.26, 24.19, 22.70, 18.92, 10.19; $m/z=505.29$ [M+H]⁺; HPLC 99.1 a/a% at 215 nm.

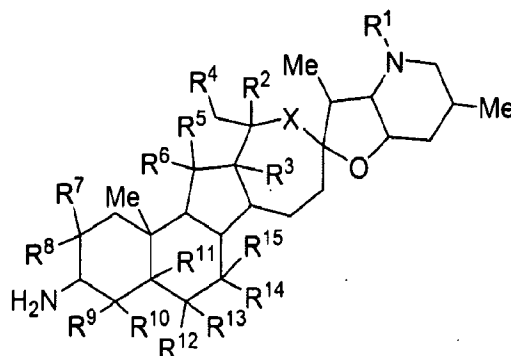
EQUIVALENTS

[00242] Those skilled in the art will recognize, or be able to ascertain using no more than routine experimentation, many equivalents to the specific embodiments described herein. Such equivalents are intended to be encompassed by the following claims.

CLAIMS

We claim:

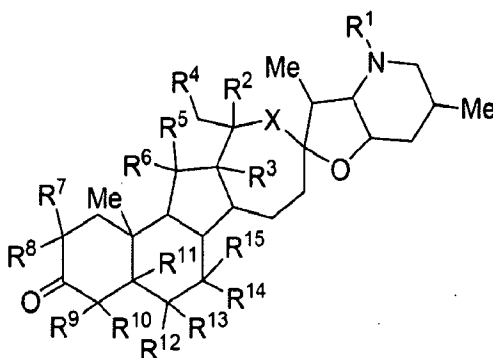
1. A process for preparing a compound of formula (II):



(II)

or a salt thereof;

from a compound of formula (I):



(I)

or a salt thereof;

wherein:

R^1 is H, alkyl, alkenyl, alkynyl, aryl, cycloalkyl, heterocycloalkyl, aralkyl, heteroaryl, heteroaralkyl, haloalkyl, $-OR^{16}$, $-C(O)R^{16}$, $-CO_2R^{16}$, $-SO_2R^{16}$, $-C(O)N(R^{17})(R^{17})$, $-[C(R^{16})_2]_qR^{16}$, $-[(W)-N(R^{17})C(O)]_qR^{16}$, $-[(W)-C(O)]_qR^{16}$, $-[(W)-C(O)O]_qR^{16}$, $-[(W)-OC(O)]_qR^{16}$, $-[(W)-SO_2]_qR^{16}$, $-[(W)-N(R^{17})SO_2]_qR^{16}$, $-[(W)-C(O)N(R^{17})]_qR^{17}$, $-[(W)-O]_qR^{16}$, $-[(W)-N(R^{17})]_qR^{16}$, or $-[(W)-S]_qR^{16}$; wherein W is a diradical and q is 1, 2, 3, 4, 5, or 6;

each R^2 and R^3 is, independently, H, alkyl, alkenyl, alkynyl, aryl, cycloalkyl, heterocycloalkyl, aralkyl, heteroaryl, heteroaralkyl, haloalkyl, halo, $-OR^{16}$, $-OR^{16}$, $-N(R^{17})_2$, or $-SR^{16}$, or R^2 and R^3 taken together form a double bond or form a group



wherein Z is NR^{17} , O, or $\text{C}(\text{R}^{18})_2$;

R^4 is independently H, halo, $-\text{OR}^{16}$, $-\text{N}(\text{R}^{17})_2$, or $-\text{SR}^{16}$;

each R^5 and R^6 , is, independently, H, alkyl, alkenyl, alkynyl, aryl, cycloalkyl, heterocycloalkyl, aralkyl, heteroaryl, heteroaralkyl, halo, $-\text{OR}^{16}$, $-\text{N}(\text{R}^{17})_2$, or $-\text{SR}^{16}$; or R^5 and R^6 taken together with the carbon to which they are bonded form $\text{C}=\text{O}$, $\text{C}=\text{S}$, $\text{C}=\text{N}-\text{OR}^{17}$, $\text{C}=\text{N}-\text{R}^{17}$, $\text{C}=\text{N}-\text{N}(\text{R}^{17})_2$, or form an optionally substituted 3–8 membered ring;

each R^7 , R^8 , R^9 , R^{10} , R^{11} , R^{12} and R^{13} is, independently, H, alkyl, alkenyl, alkynyl, aryl, cycloalkyl, heterocycloalkyl, aralkyl, heteroaryl, heteroaralkyl, halo, $-\text{OR}^{16}$, $-\text{N}(\text{R}^{17})_2$, or $-\text{SR}^{16}$; or R^{10} and R^{11} taken together, or R^{11} and R^{12} taken together, form a double bond or form a group



wherein Z is NR^{17} , O, or $\text{C}(\text{R}^{18})_2$;

each R^{14} and R^{15} is, independently, H, halo, $-\text{OR}^{16}$, $-\text{N}(\text{R}^{17})_2$, or $-\text{SR}^{16}$; or R^{14} and R^{15} taken together with the carbon to which they are bonded form $\text{C}=\text{O}$ or $\text{C}=\text{S}$;

X is a bond or the group $-\text{C}(\text{R}^{19})_2$; wherein each R^{19} is, independently, H, alkyl, aralkyl, halo, $-\text{CN}$, $-\text{OR}^{16}$, or $-\text{N}(\text{R}^{17})_2$;

R^{16} is H, alkyl, alkenyl, alkynyl, aryl, cycloalkyl, heterocycloalkyl, aralkyl, heteroaryl, heteroaralkyl or $-\text{C}(\text{R}^{20})_2]_p-\text{R}^{21}$ wherein p is 0–6; or any two occurrences of R^{16} on the same substituent are taken together to form a 4–8 membered optionally substituted ring;

R^{17} is H, alkyl, alkenyl, alkynyl, aryl, cycloalkyl, heterocycloalkyl, aralkyl, heteroaryl, heteroaralkyl, $-\text{C}(=\text{O})\text{R}^{20}$, $-\text{C}(=\text{O})\text{OR}^{20}$, $-\text{SO}_2\text{R}^{20}$, $-\text{C}(=\text{O})\text{N}(\text{R}^{20})_2$, or $-\text{C}(\text{R}^{20})_2]_p-\text{R}^{21}$ wherein p is 0–6; or any two occurrences of R^{17} on the same substituent are taken together to form a 4–8 membered optionally substituted ring;

R^{18} is H, alkyl, alkenyl, alkynyl, aryl, cycloalkyl, heterocycloalkyl, aralkyl, heteroaryl, heteroaralkyl, halo, $-\text{CN}$, $-\text{OR}^{20}$, $-\text{OSi}(\text{R}^{20})_3$, $-\text{C}(=\text{O})\text{R}^{20}$, $-\text{C}(=\text{O})\text{OR}^{20}$, $-\text{SO}_2\text{R}^{20}$ or $-\text{C}(=\text{O})\text{N}(\text{R}^{20})_2$;

R^{20} is H, alkyl, alkenyl, alkynyl, aryl, cycloalkyl, heterocycloalkyl, aralkyl, heteroaryl, or heteroaralkyl; or any two occurrences of R^{20} on the same substituent are taken together to form a 4–8 membered optionally substituted ring;

R^{21} is $-OR^{22}$, $-N(R^{22})C(=O)R^{22}$, $-N(R^{22})C(=O)OR^{22}$, $-N(R^{22})SO_2(R^{22})$, $-C(=O)R^{22}N(R^{22})_2$, $-OC(=O)R^{22}N(R^{22})(R^{22})$, $-SO_2N(R^{22})(R^{22})$, $-N(R^{22})(R^{22})$, $-C(=O)OR^{22}$, $-C(=O)N(OH)(R^{22})$, $-OS(O)_2OR^{22}$, $-S(O)_2OR^{22}$, $-OP(=O)(OR^{22})(OR^{22})$, $-N(R^{22})P(O)(OR^{22})(OR^{22})$, or $-P(=O)(OR^{22})(OR^{22})$; and

R^{22} is H, alkyl, alkenyl, alkynyl, aryl, cycloalkyl, heterocycloalkyl, aralkyl, heteroaryl, heteroaralkyl; or any two occurrences of R^{22} on the same substituent are taken together to form a 4–8 membered optionally substituted ring;

said process comprising contacting a compound of formula (I) or a salt thereof, an amino donor molecule, and an amine transaminase enzyme in a solution to provide a compound of formula (II) or a salt thereof.

2. The process according to claim 1, wherein the process further comprises adding a co-factor to the solution.

3. The process according to claim 2, wherein the co-factor is pyridoxal phosphate (PLP).

4. The process according to claim 2, wherein the co-factor is a co-enzyme.

5. The process according to claim 4, wherein the co-enzyme is selected from L-alanine dehydrogenase (LADH), lactate dehydrogenase (LDH), nicotinamide adenine dinucleotide phosphate (NADPH), nicotinamide adenine dinucleotide (NAD), formate dehydrogenase (FDH), and glucose dehydrogenase (GDH).

6. The process according to claim 1, wherein the process further comprises adding a pyruvate reductase mix to the solution.

7. The process according to claim 1, wherein the enzyme preferentially generates a compound of formula (II) or a salt thereof wherein the newly-formed amino group has (*R*) stereochemistry or (*S*) stereochemistry.
8. The process according to claim 1, wherein the enzyme preferentially generates an enantiomerically pure compound of formula (II) or salt thereof.
9. The process according to claim 1, wherein the enzyme is an omega amine transaminase, a broad-range transaminase, a glutamate-pyruvate transaminase or a glutamate-oxaloacetic transaminase.
10. The process according to claim 9, wherein the enzyme is an omega amine transaminase.
11. The process according to claim 10, wherein the omega amine transaminase is selected from the group consisting of ATA-101, ATA-102, ATA-103, ATA-104, ATA-105, ATA-106, ATA-107, ATA-108, ATA-109, ATA-110, ATA-113, ATA-114, ATA-115, ATA-116, ATA-117, ATA-124, an omega amine transaminase from *Chromobacterium violaceum*, an omega amine transaminase from *Alcaligenes denitrificans*, an omega amine transaminase from *Arthrobacter citreus*, an omega amine transaminase from *Klebsiella pneumoniae*, an omega amine transaminase from *Bacillus thuringiensis*, an omega amine transaminase from *Bacillus cereus*, and an omega amine transaminase from *Vibrio fluvialis*.
12. The process according to claim 1, wherein the amino donor molecule is an amine or salt thereof.
13. The process according to claim 1, wherein the amino donor molecule is an amino acid, a polypeptide thereof and/or a salt thereof.
14. The process according to claim 1, wherein the amino donor molecule is selected from pyridoxamine, methylbenzylamine, 2-aminobutane, propyl amine, isopropyl amine, 1,1,1-trifluoropropan-2-amine, 1,1,1,3,3,3-hexafluoropropan-2-amine, benzyl amine, 2-amino-1-

butanol, 1-amino-1-phenylethane, 1-amino-1-(2-methoxy-5-fluorophenyl)ethane, 1-amino-1-phenylpropane, 1-amino-1-(4-hydroxyphenyl)propane, 1-amino-1-(4-bromophenyl)propane, 1-amino-1-(4-nitrophenyl)propane, 1-phenyl-2-aminopropane, 1-(3-trifluoromethylphenyl)-2-aminopropane, 2-aminopropanol, 1-amino-1-phenylbutane, 1-phenyl-2-aminobutane, 1-(2,5-dimethoxy-4-methylphenyl)-2-aminobutane, 1-phenyl-3-aminobutane, 1-(4-hydroxyphenyl)-3-aminobutane, 1-amino-1-(2-naphthyl)ethane, *cis*-2-methylcyclopentanamine, *trans*-2-methylcyclopentanamine, *cis*-3-methylcyclopentanamine, *trans*-3-methylcyclopentanamine, *cis*-2-ethylcyclopentanamine, *trans*-2-ethylcyclopentanamine, *cis*-3-ethylcyclopentanamine, *trans*-3-ethylcyclopentanamine, *cis*-2-methylcyclohexanamine, *trans*-2-methylcyclohexanamine, *cis*-3-methylcyclohexanamine, *trans*-3-methylcyclohexanamine, *cis*-2-ethylcyclohexanamine, *trans*-2-ethylcyclohexanamine, *cis*-3-ethylcyclohexanamine, *trans*-3-ethylcyclohexanamine, 1-aminotetralin, 2-aminotetralin, 2-amino-5-methoxytetralin, 1-aminoindane, 2-aminoindane, 2-amino-1-propanol, *cis*-1-amino-2-indanol, *trans*-1-amino-2-indanol, 1-amino-6-hydroxyindanamine, taurine, and salts thereof.

15. The process according to claim 1, wherein the amino donor molecule is selected from glycine, alanine, aspartic acid, phenylalanine, 2-aminopentanedioic acid, 3-aminobutyrate, γ -aminobutyrate, β -alanine, asparagine, cysteine, glutamic acid, glutamine, proline, selenocysteine, serine, tyrosine, arginine, histidine, ornithine, isoleucine, leucine, lysine, methionine, threonine, tryptophan, valine, and polypeptides thereof and/or salts thereof.

16. The process according to claim 1, wherein the amino donor molecule is a chiral amino donor molecule.

17. The process according to claim 1, wherein the solution is a buffered solution.

18. The process according to claim 1, wherein the pH of the solution is between about 5 and about 9.

19. The process according to claim 1, wherein R^1 is H, aralkyl or $-\text{CO}_2R^{16}$.

20. The process according to claim 1, wherein R^2 and R^3 taken together form a double bond or form a group:



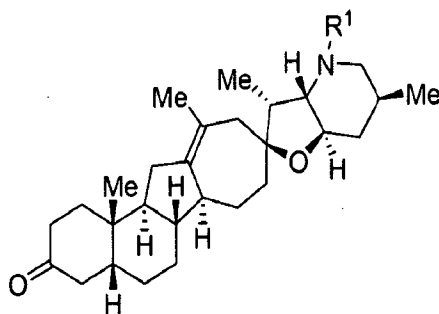
wherein Z is NR^{17} , O, or $\text{C}(\text{R}^{18})_2$.

21. The process according to claim 1, wherein R^2 and R^3 taken together form a double bond.
22. The process according to claim 1, wherein X is a bond.
23. The process according to claim 1, wherein X is the group $-\text{C}(\text{R}^{19})_2-$.
24. The process according to claim 1, wherein R^4 is H.
25. The process according to claim 1, wherein each of R^5 and R^6 is independently H, or R^5 and R^6 taken together with the carbon to which they are bonded form $\text{C}=\text{O}$.
26. The process according to claim 1, wherein R^7 and R^8 are each H.
27. The process according to claim 1, wherein R^9 and R^{10} are each H.
28. The process according to claim 1, wherein R^{11} is a H.
29. The process according to claim 1, wherein R^{12} and R^{13} are each H.
30. The process according to claim 1, wherein R^9 is H and R^{10} and R^{11} taken together form a double bond.
31. The process according to claim 1, wherein R^{13} is H, and R^{11} and R^{12} taken together form a double bond.
32. The process according to claim 1, wherein each of R^9 , R^{10} , R^{11} , R^{12} and R^{13} is H.

33. The process according to claim 1, wherein R^{14} and R^{15} are each H.

34. The process according to claim 1, wherein the compound of formula (I) or a salt thereof and a compound of formula (II) or a salt thereof are selected from the compounds provided in Tables 1, 2, 3, 4 or 5.

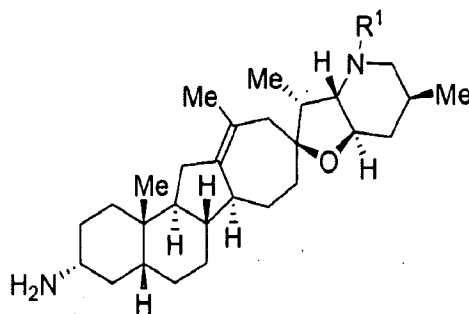
35. The process according to claim 1, wherein the compound of formula (I) is a compound of formula (I-a):



(I-a)

or salt thereof,

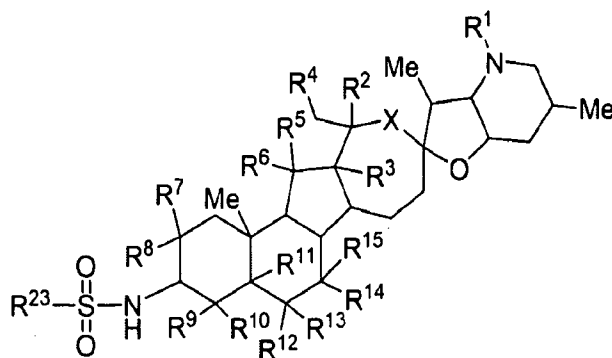
and the compound of formula (II) is a compound of formula (R)-(II-a):



(R)-(II-a)

or a salt thereof.

36. The process according to claim 1, further comprising contacting a compound of formula (II) or a salt thereof with a sulfonylating agent to provide a compound of formula (III):



(III)

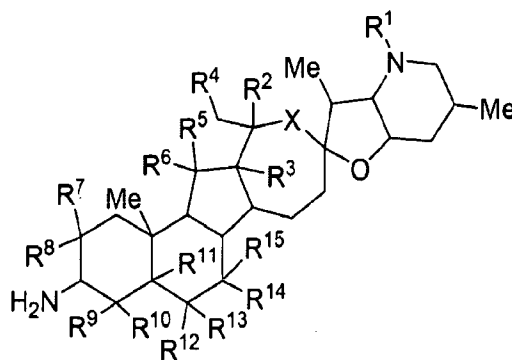
or a salt thereof,

wherein R²³ is alkyl or aryl.

37. The process according to claim 39, wherein the sulfonylating agent is selected from benzenesulfonyl chloride, benzenesulfonyl anhydride, p-toluenesulfonyl chloride, p-toluenesulfonyl anhydride, methanesulfonyl chloride, and methanesulfonyl anhydride.

38. The process according to claim 40, wherein the sulfonylating agent is methanesulfonyl chloride or methanesulfonyl anhydride, and R²³ is -CH₃.

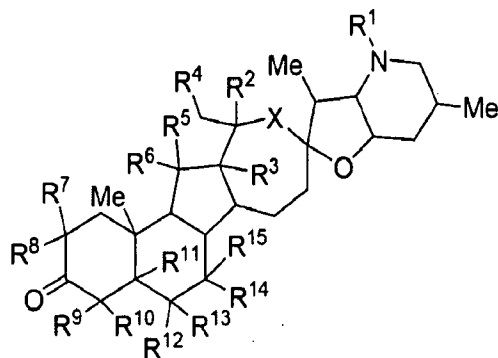
39. A compound of formula (II):



(II)

or a salt thereof

made by the process according to claim 1, the process comprising contacting a compound of formula (I):



(I)

or a salt thereof, an amino donor molecule, and an amine transaminase enzyme in a solution to provide a compound of formula (II) or a salt thereof;

wherein:

R^1 is H, alkyl, alkenyl, alkynyl, aryl, cycloalkyl, heterocycloalkyl, aralkyl, heteroaryl, heteroaralkyl, haloalkyl, $-OR^{16}$, $-C(O)R^{16}$, $-CO_2R^{16}$, $-SO_2R^{16}$, $-C(O)N(R^{17})(R^{17})$, $-[C(R^{16})_2]_q-$ R^{16} , $-[(W)-N(R^{17})C(O)]_qR^{16}$, $-[(W)-C(O)]_qR^{16}$, $-[(W)-C(O)O]_qR^{16}$, $-[(W)-OC(O)]_qR^{16}$, $-[(W)-SO_2]_qR^{16}$, $-[(W)-N(R^{17})SO_2]_qR^{16}$, $-[(W)-C(O)N(R^{17})]_qR^{17}$, $-[(W)-O]_qR^{16}$, $-[(W)-N(R^{17})]_qR^{16}$, or $-[(W)-S]_qR^{16}$; wherein W is a diradical and q is 1, 2, 3, 4, 5, or 6;

each R^2 and R^3 is, independently, H, alkyl, alkenyl, alkynyl, aryl, cycloalkyl, heterocycloalkyl, aralkyl, heteroaryl, heteroaralkyl, haloalkyl, halo, $-OR^{16}$, $-OR^{16}$, $-N(R^{17})_2$, or $-SR^{16}$, or R^2 and R^3 taken together form a double bond or form a group



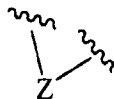
wherein Z is NR^{17} , O, or $C(R^{18})_2$;

R^4 is independently H, halo, $-OR^{16}$, $-N(R^{17})_2$, or $-SR^{16}$;

each R^5 and R^6 , is, independently, H, alkyl, alkenyl, alkynyl, aryl, cycloalkyl, heterocycloalkyl, aralkyl, heteroaryl, heteroaralkyl, halo, $-OR^{16}$, $-N(R^{17})_2$, or $-SR^{16}$; or R^5 and R^6 taken together with the carbon to which they are bonded form $C=O$, $C=S$, $C=N-OR^{17}$, $C=N-R^{17}$, $C=N-N(R^{17})_2$, or form an optionally substituted 3–8 membered ring;

each R^7 , R^8 , R^9 , R^{10} , R^{11} , R^{12} and R^{13} is, independently, H, alkyl, alkenyl, alkynyl, aryl, cycloalkyl, heterocycloalkyl, aralkyl, heteroaryl, heteroaralkyl, halo, $-OR^{16}$, $-N(R^{17})_2$, or $-SR^{16}$;

or R^{10} and R^{11} taken together, or R^{11} and R^{12} taken together, form a double bond or form a group



wherein Z is NR^{17} , O, or $\text{C}(\text{R}^{18})_2$;

each R^{14} and R^{15} is, independently, H, halo, $-\text{OR}^{16}$, $-\text{N}(\text{R}^{17})_2$, or $-\text{SR}^{16}$; or R^{14} and R^{15} taken together with the carbon to which they are bonded form $\text{C}=\text{O}$ or $\text{C}=\text{S}$;

X is a bond or the group $-\text{C}(\text{R}^{19})_2-$; wherein each R^{19} is, independently, H, alkyl, aralkyl, halo, $-\text{CN}$, $-\text{OR}^{16}$, or $-\text{N}(\text{R}^{17})_2$;

R^{16} is H, alkyl, alkenyl, alkynyl, aryl, cycloalkyl, heterocycloalkyl, aralkyl, heteroaryl, heteroaralkyl or $-\text{C}(\text{R}^{20})_2]_p-\text{R}^{21}$ wherein p is 0–6; or any two occurrences of R^{16} on the same substituent are taken together to form a 4–8 membered optionally substituted ring;

R^{17} is H, alkyl, alkenyl, alkynyl, aryl, cycloalkyl, heterocycloalkyl, aralkyl, heteroaryl, heteroaralkyl, $-\text{C}(=\text{O})\text{R}^{20}$, $-\text{C}(=\text{O})\text{OR}^{20}$, $-\text{SO}_2\text{R}^{20}$, $-\text{C}(=\text{O})\text{N}(\text{R}^{20})_2$, or $-\text{C}(\text{R}^{20})_2]_p-\text{R}^{21}$ wherein p is 0–6; or any two occurrences of R^{17} on the same substituent are taken together to form a 4–8 membered optionally substituted ring;

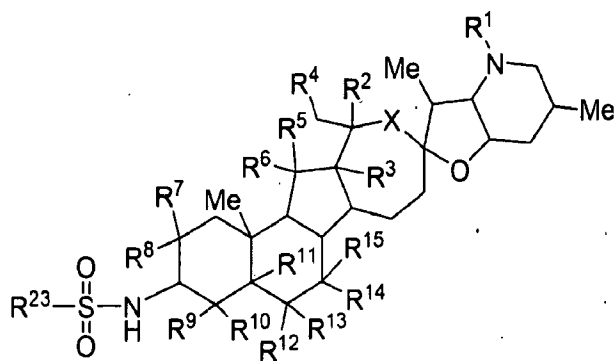
R^{18} is H, alkyl, alkenyl, alkynyl, aryl, cycloalkyl, heterocycloalkyl, aralkyl, heteroaryl, heteroaralkyl, halo, $-\text{CN}$, $-\text{OR}^{20}$, $-\text{OSi}(\text{R}^{20})_3$, $-\text{C}(=\text{O})\text{R}^{20}$, $-\text{C}(=\text{O})\text{OR}^{20}$, $-\text{SO}_2\text{R}^{20}$ or $-\text{C}(=\text{O})\text{N}(\text{R}^{20})_2$;

R^{20} is H, alkyl, alkenyl, alkynyl, aryl, cycloalkyl, heterocycloalkyl, aralkyl, heteroaryl, or heteroaralkyl; or any two occurrences of R^{20} on the same substituent are taken together to form a 4–8 membered optionally substituted ring;

R^{21} is $-\text{OR}^{22}$, $-\text{N}(\text{R}^{22})\text{C}(=\text{O})\text{R}^{22}$, $-\text{N}(\text{R}^{22})\text{C}(=\text{O})\text{OR}^{22}$, $-\text{N}(\text{R}^{22})\text{SO}_2(\text{R}^{22})$, $-\text{C}(=\text{O})\text{R}^{22}\text{N}(\text{R}^{22})_2$, $-\text{OC}(=\text{O})\text{R}^{22}\text{N}(\text{R}^{22})(\text{R}^{22})$, $-\text{SO}_2\text{N}(\text{R}^{22})(\text{R}^{22})$, $-\text{N}(\text{R}^{22})(\text{R}^{22})$, $-\text{C}(=\text{O})\text{OR}^{22}$, $-\text{C}(=\text{O})\text{N}(\text{OH})(\text{R}^{22})$, $-\text{OS}(\text{O})_2\text{OR}^{22}$, $-\text{S}(\text{O})_2\text{OR}^{22}$, $-\text{OP}(=\text{O})(\text{OR}^{22})(\text{OR}^{22})$, $-\text{N}(\text{R}^{22})\text{P}(\text{O})(\text{OR}^{22})(\text{OR}^{22})$, or $-\text{P}(=\text{O})(\text{OR}^{22})(\text{OR}^{22})$; and

R^{22} is H, alkyl, alkenyl, alkynyl, aryl, cycloalkyl, heterocycloalkyl, aralkyl, heteroaryl, heteroaralkyl; or any two occurrences of R^{22} on the same substituent are taken together to form a 4–8 membered optionally substituted ring.

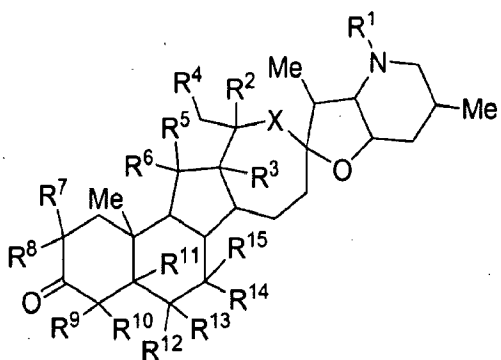
40. A compound of formula (III):



(III)

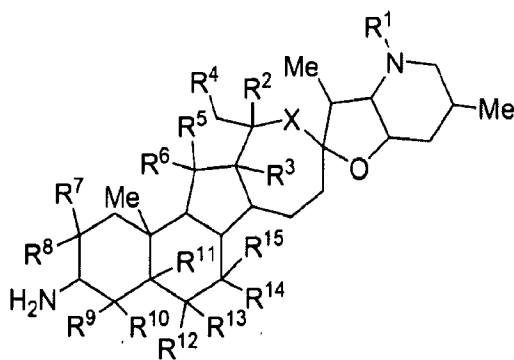
or salt thereof

made by the process according to claim 38, the process comprising contacting a compound of formula (I):



(I)

or a salt thereof, an amino donor molecule, and an amine transaminase enzyme in a solution to provide a compound of formula (II):



(II)

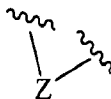
or a salt thereof;

further comprising contacting a compound of formula (II) or a salt thereof with a sulfonylating agent to provide a compound of formula (III) or salt thereof;

wherein:

R^1 is H, alkyl, alkenyl, alkynyl, aryl, cycloalkyl, heterocycloalkyl, aralkyl, heteroaryl, heteroaralkyl, haloalkyl, $-OR^{16}$, $-C(O)R^{16}$, $-CO_2R^{16}$, $-SO_2R^{16}$, $-C(O)N(R^{17})(R^{17})$, $-[C(R^{16})_2]_q-$ R^{16} , $-[(W)-N(R^{17})C(O)]_qR^{16}$, $-[(W)-C(O)]_qR^{16}$, $-[(W)-C(O)O]_qR^{16}$, $-[(W)-OC(O)]_qR^{16}$, $-[(W)-SO_2]_qR^{16}$, $-[(W)-N(R^{17})SO_2]_qR^{16}$, $-[(W)-C(O)N(R^{17})]_qR^{17}$, $-[(W)-O]_qR^{16}$, $-[(W)-N(R^{17})]_qR^{16}$; or $-[(W)-S]_qR^{16}$; wherein W is a diradical and q is 1, 2, 3, 4, 5, or 6;

each R^2 and R^3 is, independently, H, alkyl, alkenyl, alkynyl, aryl, cycloalkyl, heterocycloalkyl, aralkyl, heteroaryl, heteroaralkyl, haloalkyl, halo, $-OR^{16}$, $-OR^{16}$, $-N(R^{17})_2$, or $-SR^{16}$, or R^2 and R^3 taken together form a double bond or form a group



wherein Z is NR^{17} , O, or $C(R^{18})_2$;

R^4 is independently H, halo, $-OR^{16}$, $-N(R^{17})_2$, or $-SR^{16}$;

each R^5 and R^6 is, independently, H, alkyl, alkenyl, alkynyl, aryl, cycloalkyl, heterocycloalkyl, aralkyl, heteroaryl, heteroaralkyl, halo, $-OR^{16}$, $-N(R^{17})_2$, or $-SR^{16}$; or R^5 and R^6 taken together with the carbon to which they are bonded form $C=O$, $C=S$, $C=N-OR^{17}$, $C=N-R^{17}$, $C=N-N(R^{17})_2$, or form an optionally substituted 3-8 membered ring;

each R^7 , R^8 , R^9 , R^{10} , R^{11} , R^{12} and R^{13} is, independently, H, alkyl, alkenyl, alkynyl, aryl, cycloalkyl, heterocycloalkyl, aralkyl, heteroaryl, heteroaralkyl, halo, $-OR^{16}$, $-N(R^{17})_2$, or $-SR^{16}$; or R^{10} and R^{11} taken together, or R^{11} and R^{12} taken together, form a double bond or form a group



wherein Z is NR^{17} , O, or $C(R^{18})_2$;

each R^{14} and R^{15} is, independently, H, halo, $-OR^{16}$, $-N(R^{17})_2$, or $-SR^{16}$; or R^{14} and R^{15} taken together with the carbon to which they are bonded form $C=O$ or $C=S$;

X is a bond or the group $-C(R^{19})_2-$; wherein each R^{19} is, independently, H, alkyl, aralkyl, halo, $-CN$, $-OR^{16}$, or $-N(R^{17})_2$;

R^{16} is H, alkyl, alkenyl, alkynyl, aryl, cycloalkyl, heterocycloalkyl, aralkyl, heteroaryl, heteroaralkyl or $-[C(R^{20})_2]_p-R^{21}$ wherein p is 0–6; or any two occurrences of R^{16} on the same substituent are taken together to form a 4–8 membered optionally substituted ring;

R^{17} is H, alkyl, alkenyl, alkynyl, aryl, cycloalkyl, heterocycloalkyl, aralkyl, heteroaryl, heteroaralkyl, $-C(=O)R^{20}$, $-C(=O)OR^{20}$, $-SO_2R^{20}$, $-C(=O)N(R^{20})_2$, or $-[C(R^{20})_2]_p-R^{21}$ wherein p is 0–6; or any two occurrences of R^{17} on the same substituent are taken together to form a 4–8 membered optionally substituted ring;

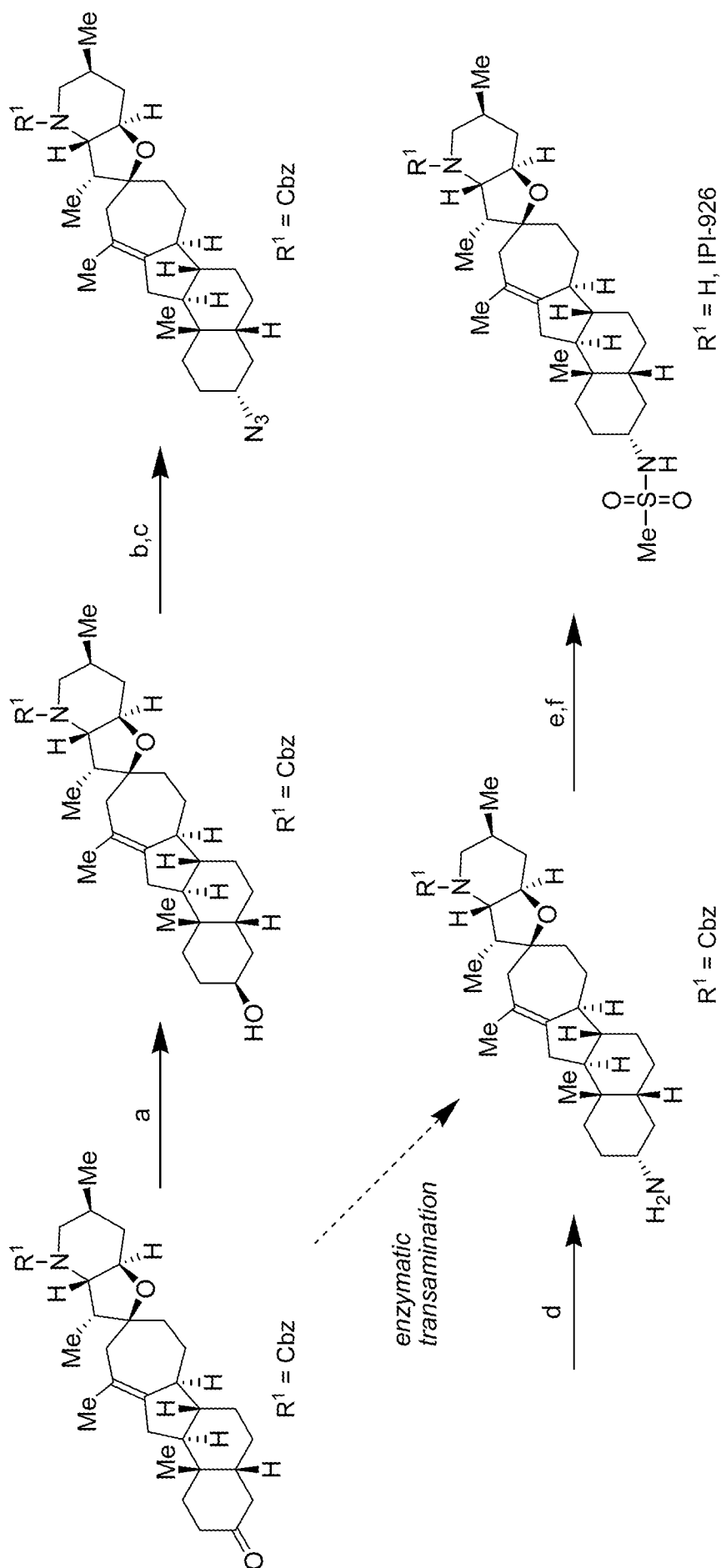
R^{18} is H, alkyl, alkenyl, alkynyl, aryl, cycloalkyl, heterocycloalkyl, aralkyl, heteroaryl, heteroaralkyl, halo, $-CN$, $-OR^{20}$, $-OSi(R^{20})_3$, $-C(=O)R^{20}$, $-C(=O)OR^{20}$, $-SO_2R^{20}$ or $-C(=O)N(R^{20})_2$;

R^{20} is H, alkyl, alkenyl, alkynyl, aryl, cycloalkyl, heterocycloalkyl, aralkyl, heteroaryl, or heteroaralkyl; or any two occurrences of R^{20} on the same substituent are taken together to form a 4–8 membered optionally substituted ring;

R^{21} is $-OR^{22}$, $-N(R^{22})C(=O)R^{22}$, $-N(R^{22})C(=O)OR^{22}$, $-N(R^{22})SO_2(R^{22})$, $-C(=O)R^{22}N(R^{22})_2$, $-OC(=O)R^{22}N(R^{22})(R^{22})$, $-SO_2N(R^{22})(R^{22})$, $-N(R^{22})(R^{22})$, $-C(=O)OR^{22}$, $-C(=O)N(OH)(R^{22})$, $-OS(O)_2OR^{22}$, $-S(O)_2OR^{22}$, $-OP(=O)(OR^{22})(OR^{22})$, $-N(R^{22})P(O)(OR^{22})(OR^{22})$, or $-P(=O)(OR^{22})(OR^{22})$;

R^{22} is H, alkyl, alkenyl, alkynyl, aryl, cycloalkyl, heterocycloalkyl, aralkyl, heteroaryl, heteroaralkyl; or any two occurrences of R^{22} on the same substituent are taken together to form a 4–8 membered optionally substituted ring; and

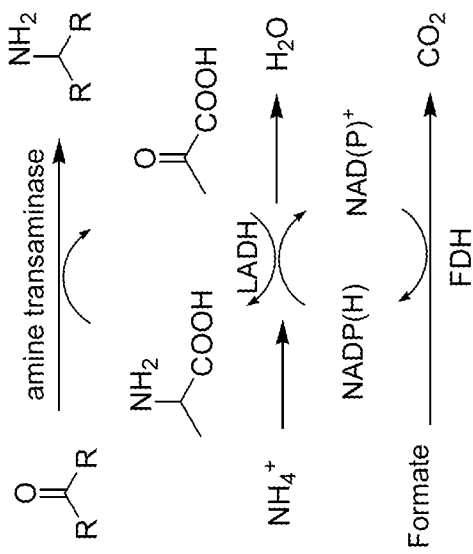
R^{23} is alkyl or aryl



(a) K-Selectride, THF, -78 °C; (b) MsCl, NEt₃, CH₂Cl₂, 0 °C; (c) NaN₃, DMPU, 60 °C; (d) PPh₃, wet THF, 55 °C; (e) MsCl, iPr₂EtN, CH₂Cl₂, 0 °C; (f) H₂, Pd/C

Figure 1

(a)



(b)

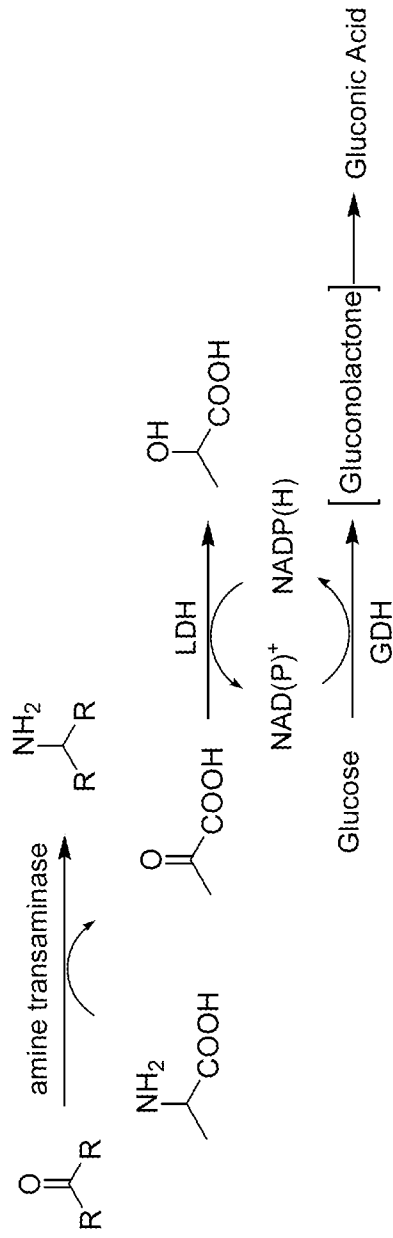
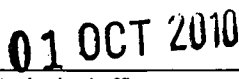


Figure 2

INTERNATIONAL SEARCH REPORT

International application No.

PCT/US 10/44597

A. CLASSIFICATION OF SUBJECT MATTER IPC(8) - C07D 211/00 (2010.01) USPC - 546/15 According to International Patent Classification (IPC) or to both national classification and IPC													
B. FIELDS SEARCHED Minimum documentation searched (classification system followed by classification symbols) USPC:546/15 IPC: C07D 211/00 Documentation searched other than minimum documentation to the extent that such documents are included in the fields searched USPC:546/15 ; 546/115 ; 546/16-17 ; 514/278 ; 514/302 (see keywords below) IPC: C07D 211/00 (see keywords below) Electronic data base consulted during the international search (name of data base and, where practicable, search terms used) WEST: PGPB, USPT, USOC, EPAB, JPAB Google: Scholar/patents: cycloparmine analogs transamination enzymatic amine sulfonation ketone amine transamination enzymatic cofactor nadph pyruvate omega-transaminase plp													
C. DOCUMENTS CONSIDERED TO BE RELEVANT													
<table border="1"> <thead> <tr> <th>Category*</th> <th>Citation of document, with indication, where appropriate, of the relevant passages</th> <th>Relevant to claim No.</th> </tr> </thead> <tbody> <tr> <td>Y</td> <td>US 2008/0293754 A1 (AUSTAD et al) 27 November 2008 (27.11.2008) para [0006]-[0009]; [0012];[0016];[0022]; [0025];[0027]-[0029];[0048];[0054]-[0055];[0059];[0167];[0286]-[0287]; pg 3</td> <td>1-40</td> </tr> <tr> <td>Y</td> <td>YUN et al. Amino Acid:Pyruvate Transaminase from Alcaligenes denitrificans Y2k-2: a New Catalyst for Kinetic Resolution of-Amino Acids and Amines, Applied and Environmental Microbiology, April 2004, Vol 70, pp 2529-2534. pg 2529, Col 1, para 2; pg 2532, Col 2, para 1-3; Table 2;pg 2530, Col 1, para 2-3; pg 2533, Col 1, para 3</td> <td>1-40</td> </tr> <tr> <td>Y</td> <td>YUN et al. Simultaneous synthesis of enantiomerically pure (R)-1-phenylethanol and (R)-?-methylbenzylamine from racemic ?-methylbenzylamine using ?-transaminase/alcohol dehydrogenase/glucose dehydrogenase coupling reaction, Biotechnology Letters, 2003, Vol 25, pp 809-814. pg 810, Col 1,para 1, Figure 1</td> <td>4-5</td> </tr> </tbody> </table>	Category*	Citation of document, with indication, where appropriate, of the relevant passages	Relevant to claim No.	Y	US 2008/0293754 A1 (AUSTAD et al) 27 November 2008 (27.11.2008) para [0006]-[0009]; [0012];[0016];[0022]; [0025];[0027]-[0029];[0048];[0054]-[0055];[0059];[0167];[0286]-[0287]; pg 3	1-40	Y	YUN et al. Amino Acid:Pyruvate Transaminase from Alcaligenes denitrificans Y2k-2: a New Catalyst for Kinetic Resolution of-Amino Acids and Amines, Applied and Environmental Microbiology, April 2004, Vol 70, pp 2529-2534. pg 2529, Col 1, para 2; pg 2532, Col 2, para 1-3; Table 2;pg 2530, Col 1, para 2-3; pg 2533, Col 1, para 3	1-40	Y	YUN et al. Simultaneous synthesis of enantiomerically pure (R)-1-phenylethanol and (R)-?-methylbenzylamine from racemic ?-methylbenzylamine using ?-transaminase/alcohol dehydrogenase/glucose dehydrogenase coupling reaction, Biotechnology Letters, 2003, Vol 25, pp 809-814. pg 810, Col 1,para 1, Figure 1	4-5	
Category*	Citation of document, with indication, where appropriate, of the relevant passages	Relevant to claim No.											
Y	US 2008/0293754 A1 (AUSTAD et al) 27 November 2008 (27.11.2008) para [0006]-[0009]; [0012];[0016];[0022]; [0025];[0027]-[0029];[0048];[0054]-[0055];[0059];[0167];[0286]-[0287]; pg 3	1-40											
Y	YUN et al. Amino Acid:Pyruvate Transaminase from Alcaligenes denitrificans Y2k-2: a New Catalyst for Kinetic Resolution of-Amino Acids and Amines, Applied and Environmental Microbiology, April 2004, Vol 70, pp 2529-2534. pg 2529, Col 1, para 2; pg 2532, Col 2, para 1-3; Table 2;pg 2530, Col 1, para 2-3; pg 2533, Col 1, para 3	1-40											
Y	YUN et al. Simultaneous synthesis of enantiomerically pure (R)-1-phenylethanol and (R)-?-methylbenzylamine from racemic ?-methylbenzylamine using ?-transaminase/alcohol dehydrogenase/glucose dehydrogenase coupling reaction, Biotechnology Letters, 2003, Vol 25, pp 809-814. pg 810, Col 1,para 1, Figure 1	4-5											
<input type="checkbox"/> Further documents are listed in the continuation of Box C. <input type="checkbox"/>													
* Special categories of cited documents: "A" document defining the general state of the art which is not considered to be of particular relevance "E" earlier application or patent but published on or after the international filing date "L" document which may throw doubts on priority claim(s) or which is cited to establish the publication date of another citation or other special reason (as specified) "O" document referring to an oral disclosure, use, exhibition or other means "P" document published prior to the international filing date but later than the priority date claimed "T" later document published after the international filing date or priority date and not in conflict with the application but cited to understand the principle or theory underlying the invention "X" document of particular relevance; the claimed invention cannot be considered novel or cannot be considered to involve an inventive step when the document is taken alone "Y" document of particular relevance; the claimed invention cannot be considered to involve an inventive step when the document is combined with one or more other such documents, such combination being obvious to a person skilled in the art "&" document member of the same patent family													
Date of the actual completion of the international search 26 September 2010 (26.09.2010)	Date of mailing of the international search report 												
Name and mailing address of the ISA/US Mail Stop PCT, Attn: ISA/US, Commissioner for Patents P.O. Box 1450, Alexandria, Virginia 22313-1450 Facsimile No. 571-273-3201	Authorized officer: Lee W. Young PCT Helpdesk: 571-272-4300 PCT OSP: 571-272-7774												