



(19) **United States**

(12) **Patent Application Publication**  
**Gallagher et al.**

(10) **Pub. No.: US 2006/0274949 A1**

(43) **Pub. Date: Dec. 7, 2006**

(54) **USING PHOTOGRAPHER IDENTITY TO CLASSIFY IMAGES**

**Publication Classification**

(51) **Int. Cl.**  
**G06K 9/62** (2006.01)  
(52) **U.S. Cl.** ..... **382/228**

(75) Inventors: **Andrew C. Gallagher**, Brockport, NY (US); **John A. Weldy**, Rochester, NY (US)

(57) **ABSTRACT**

A method of identifying at least one particular person of interest in a collection of digital images taken over time, includes providing the collection of digital images with each digital image containing one or more persons; storing in a digital database an appearance model having a set of features associated with the particular person of interest and a prior probability of the person of interest appearing in images by a particular photographer; and comparing the appearance model with features extracted from the digital images in the collection of digital images and using the prior probability and the appearance model to determine if the particular person of interest is in one or more digital images in the collection of digital images.

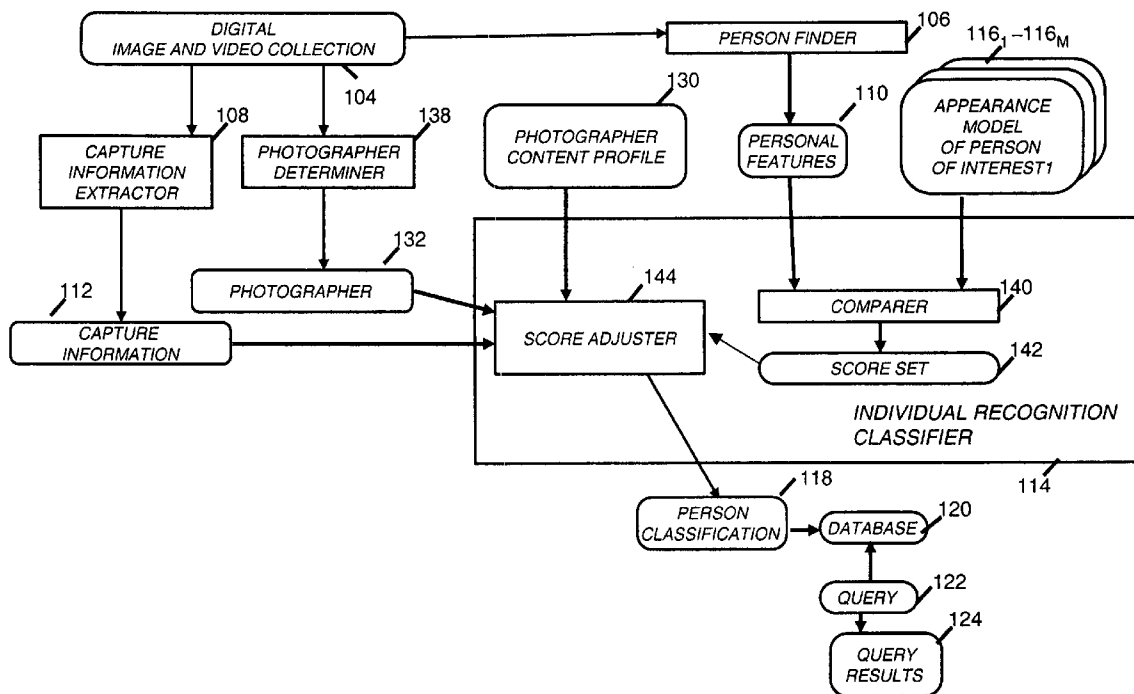
Correspondence Address:

**Pamela R. Crocker**  
**Patent Legal Staff**  
**Eastman Kodak Company**  
**343 State Street**  
**Rochester, NY 14650-2201 (US)**

(73) Assignee: **Eastman Kodak Company**

(21) Appl. No.: **11/143,541**

(22) Filed: **Jun. 2, 2005**



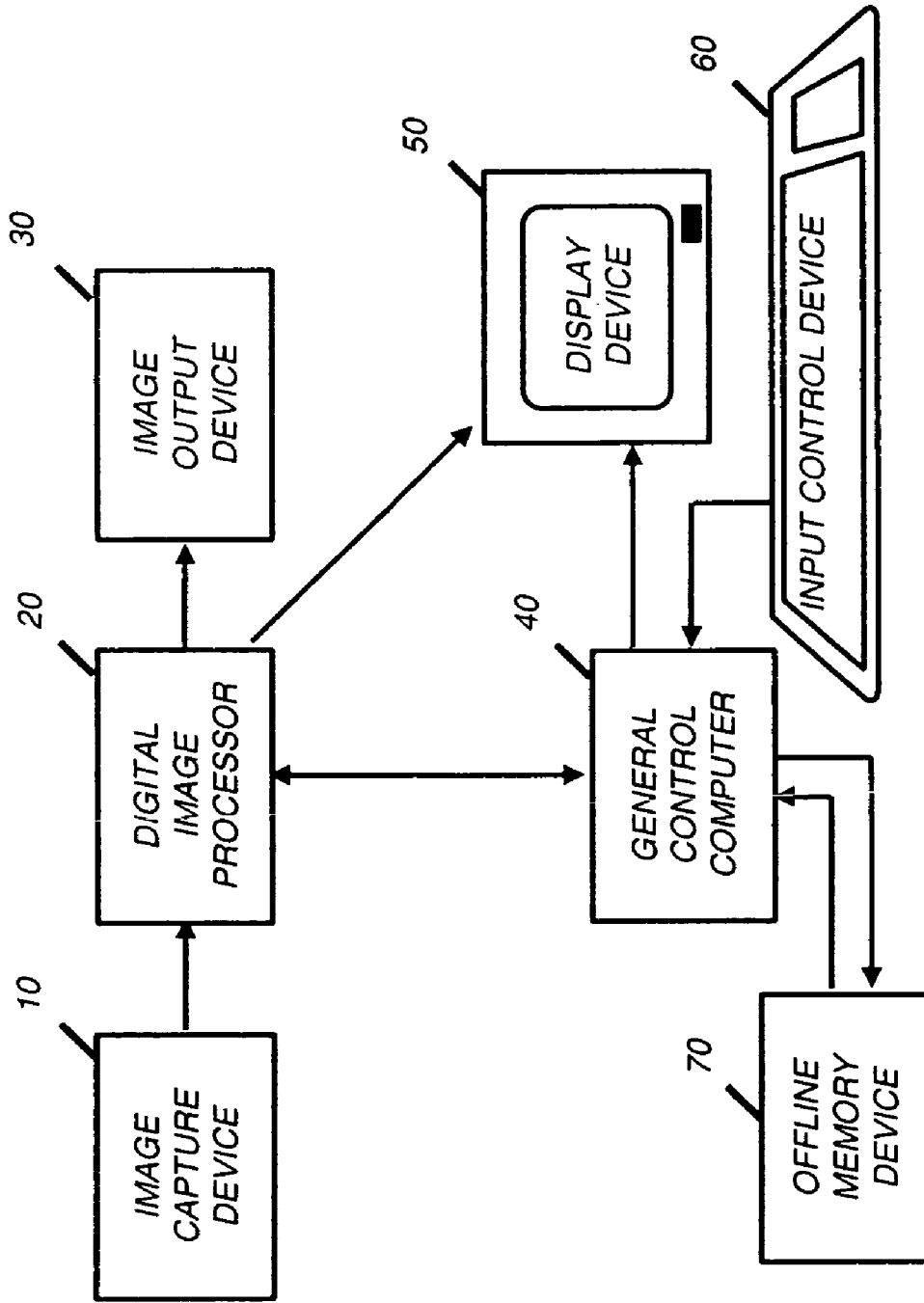


FIG. 1

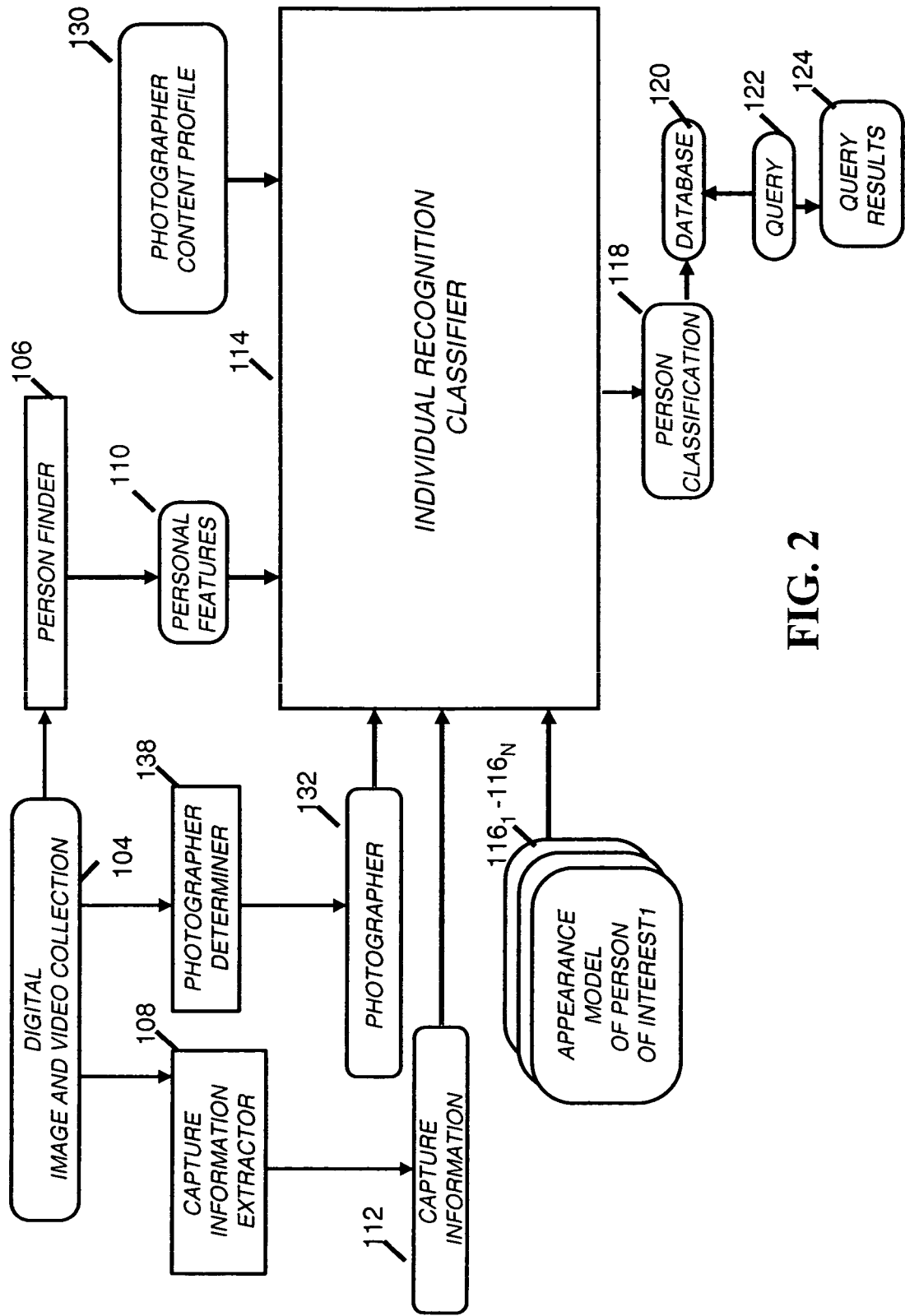
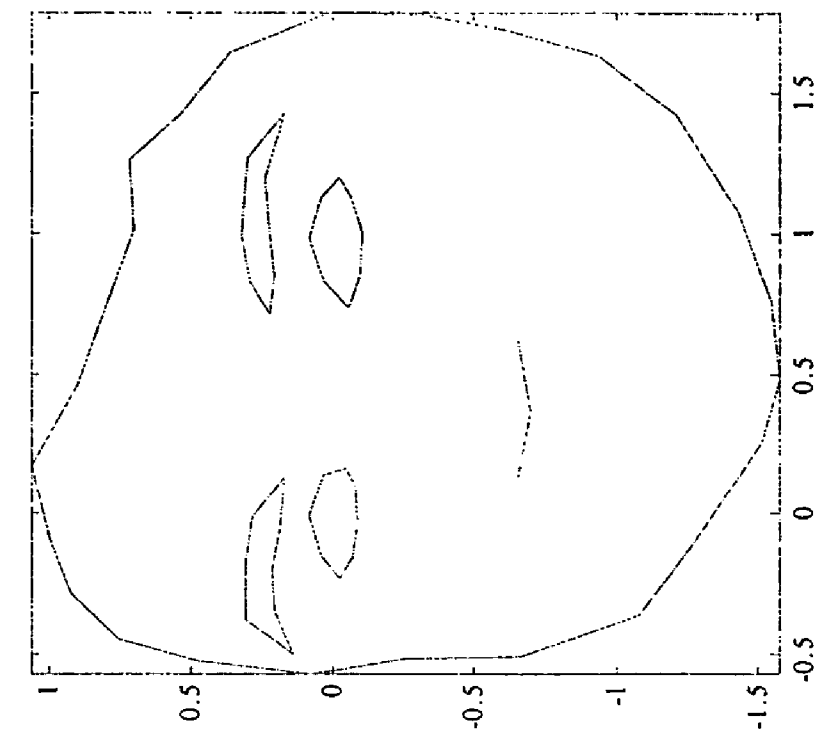
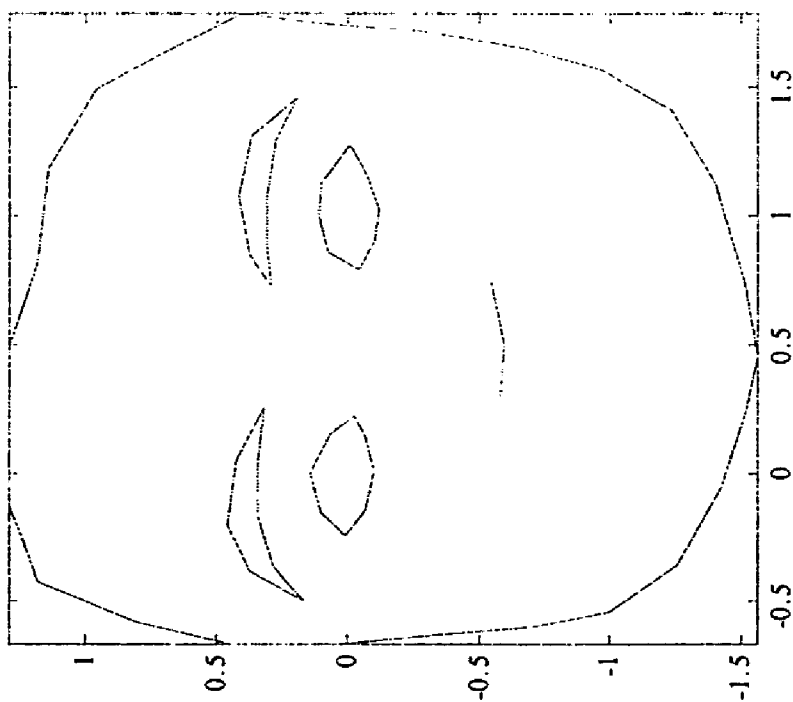


FIG. 2



**FIG. 3A**



**FIG. 3B**

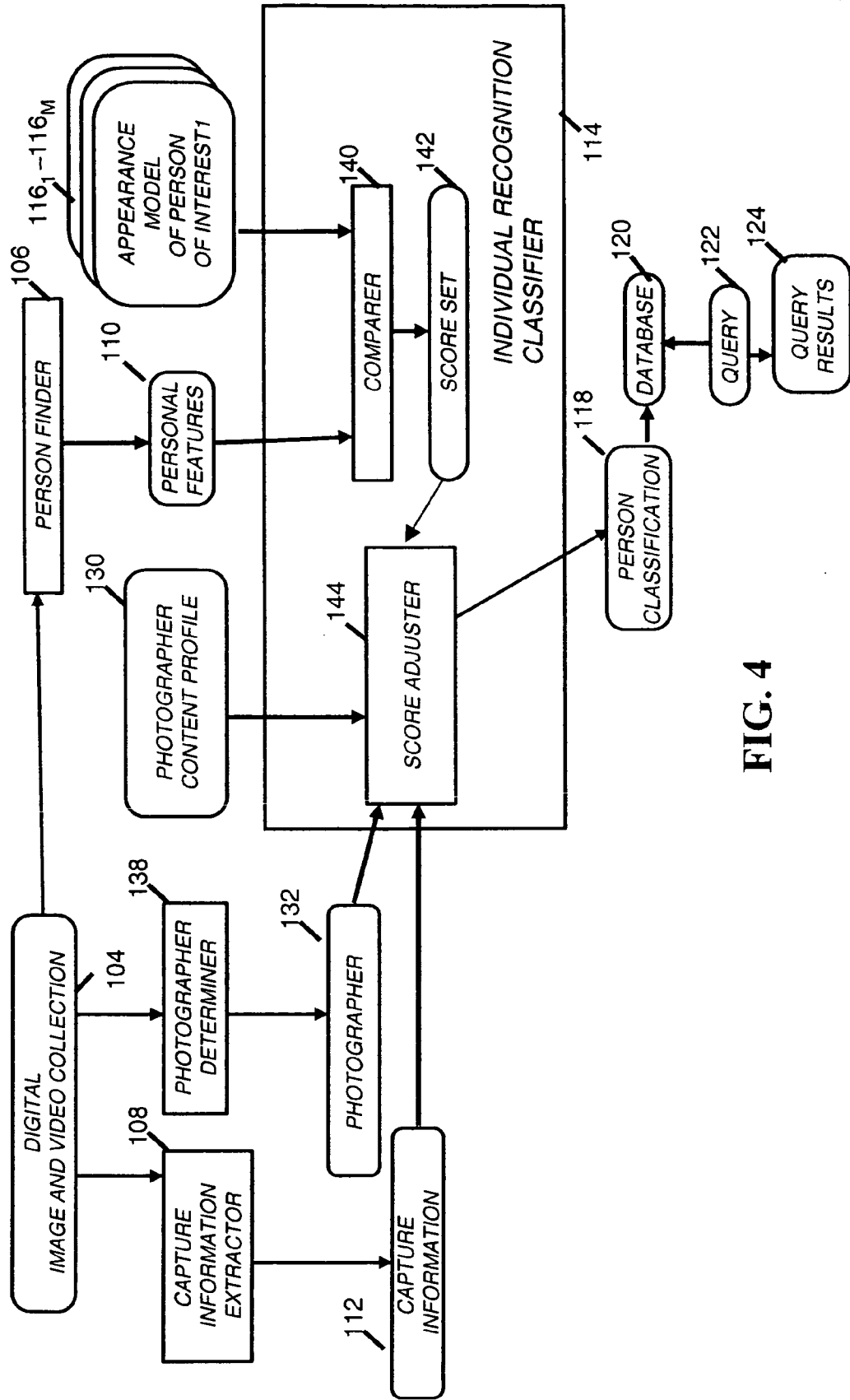


FIG. 4

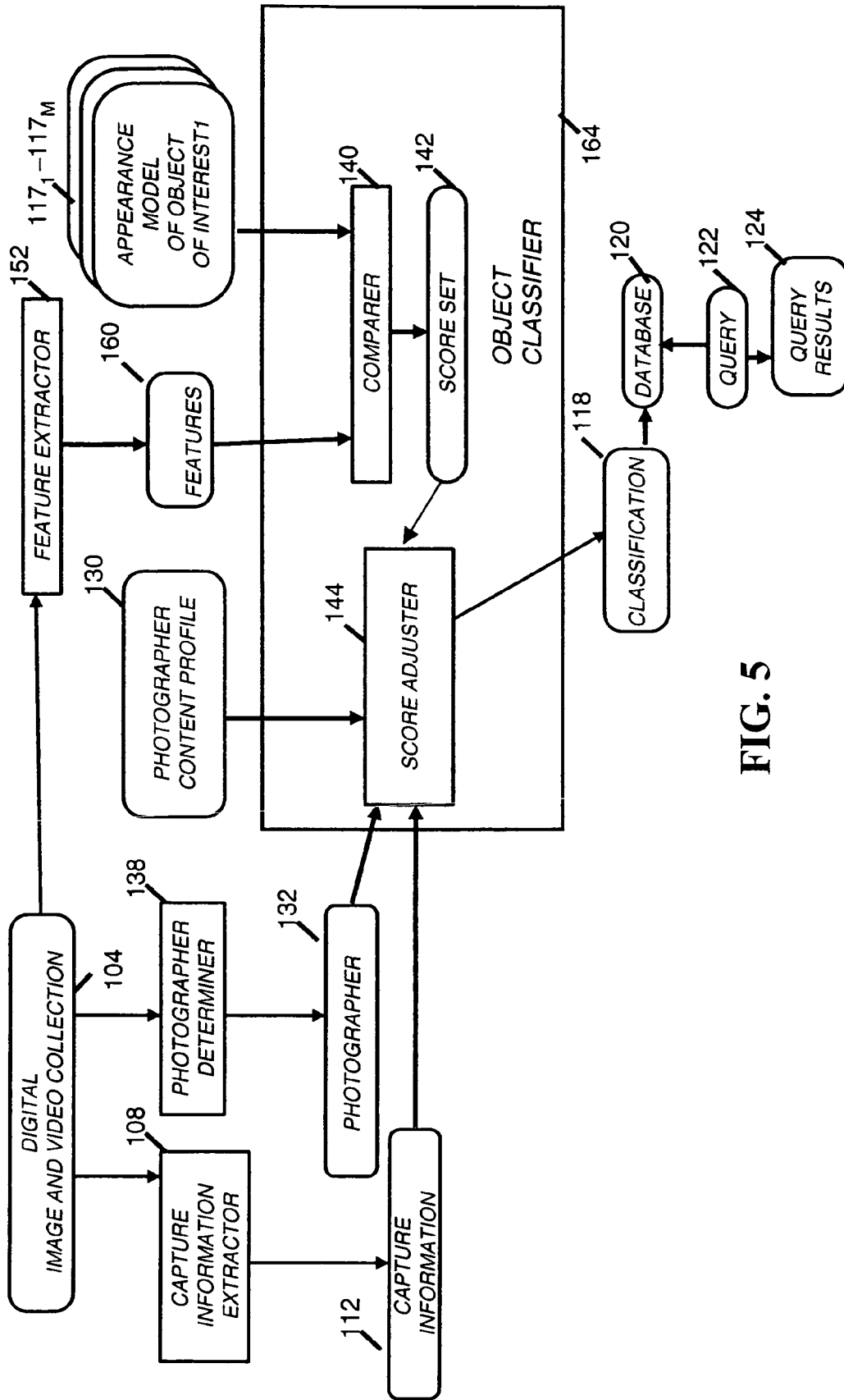


FIG. 5




FIG. 6A



FIG. 6B



FIG. 6C



FIG. 6D

**USING PHOTOGRAPHER IDENTITY TO CLASSIFY IMAGES**

**CROSS REFERENCE TO RELATED APPLICATION**

[0001] Reference is made to commonly assigned, co-pending U.S. patent application Ser. No. 11/116,729 filed Apr. 28, 2005, entitled "Using Time in Recognizing Persons in Images" by Gallagher et al, the disclosure of which is incorporated herein by reference.

**FIELD OF THE INVENTION**

[0002] The invention relates to image processing and more particularly relates to the identification or recognition of a person of interest in a collection of digital images or videos.

**BACKGROUND OF THE INVENTION**

[0003] With the advent of digital photography, consumers are amassing large collections of digital images and videos. The average number of images captures with digital cameras per photographer is still increasing each year. As a consequence, the organization and retrieval of images and videos is already a problem for the typical consumer. Currently, the length of time spanned by a typical consumer's digital image collection is only a few years. The organization and retrieval problem and its complexity will continue to grow as the length of time spanned by the average digital image and video collection increases and the sources for image content also increases.

[0004] Descriptors of a photographer, such as biometric data, can be detected and/or recorded in an image capture device such as a digital camera.

[0005] U.S. Patent Application Publication US 2003/235411A1 discloses an imaging apparatus wherein a biological recording means records biological information of a photographer and subsequently uses this information to control the imaging apparatus.

[0006] U.S. Pat. No. 6,433,818 describes a camera with built-in apparatus for acquiring measured biometric data of a potential user, comparing it with corresponding biometric signature data entered in the camera, and allowing camera operation only if there is a match. This function provides security and prevents unauthorized access to the data stored on the camera, thereby discouraging theft.

[0007] U.S. Patent Application Publication US 2002/0080256A1 describes a digital camera with built-in apparatus for biometric identification of the photographer and for recording the identification of the photographer of an image. Furthermore, this feature can be used to discourage theft or piracy of the camera. Preferably, an image of the photographer's iris is captured to determine the identity of the photographer.

[0008] One of the most prevalent image content subjects of photography is people. Furthermore, in a given collection of digital images and videos, certain people tend to occur frequently. For example, it is common for most images captured by new parents to contain their new baby. Consumers desire the ability to find all images from their collection containing a specific person.

**SUMMARY OF THE INVENTION**

[0009] It is an object of the present invention to make use of the fact that a particular photographer has captured the images in a collection to find objects of interest in the collection.

[0010] This object is achieved by a method of identifying at least one particular person of interest in a collection of digital images taken over time, comprising:

[0011] providing the collection of digital images with each digital image containing one or more persons;

[0012] storing in a digital database an appearance model having a set of features associated with the particular person of interest and a prior probability of the person of interest appearing in images by a particular photographer; and

[0013] comparing the appearance model with features extracted from the digital images in the collection of digital images and using the prior probability and the appearance model to determine if the particular person of interest is in one or more digital images in the collection of digital images.

[0014] It is an advantage of the present invention that when a known photographer has taken images in a collection, that fact can be used to find images of interest. This is made possible because the likelihood that an object of interest appears in an image is related to the identity of the photographer.

[0015] It is a further advantage of the invention that knowledge of the identity of the particular photographer of an image can be used in determining the orientation of the captured image and whether the image was captured indoors or outdoors.

**BRIEF DESCRIPTION OF THE DRAWINGS**

[0016] The above-mentioned and other features and objects of this invention and the manner of attaining them will become more apparent and the invention itself will be better understood by reference to the following description of an embodiment of the invention taken in conjunction with the accompanying figures wherein:

[0017] **FIG. 1** is a schematic diagram of computer system that can implement the present invention;

[0018] **FIG. 2** is a flow chart of an embodiment of the present invention;

[0019] **FIGS. 3A and 3B** are appearance models of a person of interest having different associated times;

[0020] **FIG. 4** is a more detailed flow chart of an embodiment of the present invention;

[0021] **FIG. 5** is flow chart of an alternative embodiment of the present invention; and

[0022] **FIGS. 6A-6D** illustrate four different image orientations.

**DETAILED DESCRIPTION OF THE INVENTION**

[0023] In the following description, some embodiments of the present invention will be described as software programs and/or algorithmic flow diagrams. Those skilled in the art



will readily recognize that the equivalent of such software can also be constructed in hardware. Because image manipulation algorithms and systems are well known, the present description will be directed in particular to algorithms and systems forming part of, or cooperating more directly with, the method in accordance with the present invention. Other aspects of such algorithms and systems, and hardware and/or software for producing and otherwise processing the image signals involved therewith, not specifically shown or described herein can be selected from such systems, algorithms, components, and elements known in the art. Given the description as set forth in the following specification, all software implementation thereof is conventional and within the ordinary skill in such arts.

[0024] The present invention can be implemented in computer hardware and computerized equipment. For example, the method can be performed in a digital camera or other digital image capture devices, a digital printer, on an internet server, on a kiosk, and on a personal computer. Referring to **FIG. 1**, there is illustrated a computer system for implementing the present invention. Although the computer system is shown for the purpose of illustrating a preferred embodiment, the present invention is not limited to the computer system shown, but can be used on any electronic processing system such as found in digital cameras, cell phones, portable computing devices, home computers, kiosks, retail or wholesale photofinishing, or any other system for the processing of digital images. The computer system includes a microprocessor-based unit **20** (also referred to herein as a digital image processor) for receiving and processing software programs and for performing other processing functions. The digital image processor **20** processes images from image capture devices **10** such as cameras, scanners, or computer image generation software. The digital image processor **20** can be used to process digital images to make adjustments for overall brightness, tone scale, image structure, etc. of digital images in a manner such that a pleasing looking image is produced by an image output device. The digital image processor **20** interfaces with the general control computer **40** (also a microprocessor based unit) for exchanging data and commands. The general control computer **40** and the digital image processor **20** can be two different microprocessors, or the functions of each can be performed by a single physical microprocessor. The digital image processor **20** often outputs an image to an image output device **30** for example a printer for displaying the image. A display device **50** is electrically connected to the digital image processor **20** for displaying user-related information associated with the software, e.g., by means of a graphical user interface. A keyboard **60** is also connected to the microprocessor based unit **20** via the general control computer **40** for permitting a user to input information to the software. As an alternative to using the keyboard **60** for input, a mouse can be used for moving a selector on the display device **50** and for selecting an item on which the selector overlays, as is well known in the art.

[0025] A compact disk-read only memory (CD-ROM) which typically includes software programs, is inserted into the general control computer **40** for providing a means of inputting the software programs and other information to the general control computer **40** and the digital image processor **20**. In addition, a floppy disk can also include a software program, and is inserted into the general control computer **40** for inputting the software program. Still further, the

general control computer **40** can be programmed, as is well known in the art, for storing the software program internally. The general control computer **40** can have a network connection, such as a telephone line or wireless connection, to an external network, such as a local area network or the Internet.

[0026] Images can also be displayed on the display device **50** via a personal computer card (PC Card), such as, as it was formerly known, a PCMCIA card (based on the specifications of the Personal Computer Memory Card International Association) which contains digitized images electronically embodied in the card.

[0027] The image output device **30** provides a final image. The output device **30** can be a printer or other output device that provides a paper or other hard copy final image. The output device **30** can also be an output device that provides the final image as a digital file. The output device **30** can also include combinations of output, such as a printed image and a digital file on a memory unit, such as a CD or DVD. Digital images and other data are stored on an offline memory device **70** such as an external hard drive, flash media, a drive that writes to CD-ROM or DVD media, or the like.

[0028] A digital image includes one or more digital image channels or color components. Each digital image channel is a two-dimensional array of pixels. Each pixel value relates to the amount of light received by the imaging capture device corresponding to the physical region of pixel. For color imaging applications, a digital image will often consist of red, green, and blue digital image channels. Motion imaging applications can be thought of as a sequence of digital images. Those skilled in the art will recognize that the present invention can be applied to, but is not limited to, a digital image channel for any of the herein-mentioned applications. Although a digital image channel is described as a two dimensional array of pixel values arranged by rows and columns, those skilled in the art will recognize that the present invention can be applied to non rectilinear arrays with equal effect. Those skilled in the art will also recognize that for digital image processing steps described hereinbelow as replacing original pixel values with processed pixel values is functionally equivalent to describing the same processing steps as generating a new digital image with the processed pixel values while retaining the original pixel values.

[0029] It should also be noted that the present invention can be implemented in a combination of software and/or hardware and is not limited to devices which are physically connected and/or located within the same physical location. One or more of the devices illustrated in **FIG. 1** can be located remotely and can be connected via a network. One or more of the devices can be connected wirelessly, such as by a radio-frequency link, either directly or via a network.

[0030] The present invention can be employed in a variety of user contexts and environments. Exemplary contexts and environments include, without limitation, wholesale digital photofinishing (which involves exemplary process steps or stages such as film in, digital processing, prints out), retail digital photofinishing (film in, digital processing, prints out), home printing (home scanned film or digital images, digital processing, prints out), desktop software (software that applies algorithms to digital prints to make them better—or even just to change them), digital fulfillment (digital images

in—from media or over the web, digital processing, with images out—in digital form on media, digital form over the web, or printed on hard-copy prints), kiosks (digital or scanned input, digital processing, digital or hard copy output), mobile devices (e.g., PDA or cell phone that can be used as a processing unit, a display unit, or a unit to give processing instructions), and as a service offered via the World Wide Web.

[0031] In each case, the invention can stand alone or can be a component of a larger system solution. Furthermore, human interfaces, e.g., the scanning or input, the digital processing, the display to a user (if needed), the input of user requests or processing instructions (if needed), the output, can each be on the same or different devices and physical locations, and communication between the devices and locations can be via public or private network connections, or media based communication. Where consistent with the foregoing disclosure of the present invention, the method of the invention can be fully automatic, can have user input (be fully or partially manual), can have user or operator review to accept/reject the result, or can be assisted by metadata (metadata that can be user supplied, supplied by a measuring device (e.g. in a camera), or determined by an algorithm). Moreover, the algorithm(s) can interface with a variety of workflow user interface schemes.

[0032] The invention is inclusive of combinations of the embodiments described herein. References to “a particular embodiment” and the like refer to features that are present in at least one embodiment of the invention. Separate references to “an embodiment” or “particular embodiments” or the like do not necessarily refer to the same embodiment or embodiments; however, such embodiments are not mutually exclusive, unless so indicated or as are readily apparent to one of skill in the art.

[0033] A first embodiment of this method is illustrated in FIG. 2. A digital image and video collection 104 is analyzed to recognize the identities of the people therein. Recognition of the people in a collection of the digital images or videos 104 allows for the creation of a database 120 relating digital images or videos 104 and the identities of the people in the digital images or videos 104. Consequently, the database 120 can be queried 122 to find those images and videos containing the query person of interest. The database 120 can be in any form. The database 120 can be distributed across many files, by for example, inserting a person classification 118 into the file header of the digital image or video 104. For example, a query 122 for images of “Jim” returns query results 124 containing the set of digital images or videos 104 containing the person of interest “Jim”. Then the query results 124 can be returned. The query results 124 are the set of digital images and videos 104 containing the query person of interest. The digital images and videos 104 of the query result 124 can be displayed on a display device 50 as shown in FIG. 1 for review by the user.

[0034] In the system, the digital image or video 104 is passed to the capture information extractor 108. The capture information extractor 108 determines the capture information 112 related to the capture of the digital image and videos 104 of the collection, and outputs the resulting information, where capture information 112 related to a particular digital image or video 104 is associated with that particular digital image or video 104. The capture information 112 can be the

time a particular digital image or video 104 was captured, the location the image or video was captured, the focal length, the subject distance, the number of rows and columns of pixels, the magnification, whether the flash was fired, whether the self-timer was activated, etc. The capture information 112 for a particular image or video is determined by one of several methods by the capture information extractor 108. Often times, capture information 112 is embedded in the file header of the digital image or video 104. For example, the EXIF image format (described at www.exif.org) allows the image or video capture device to store information associated with the image or video in the file header. The “Date\Time” entry is associated with the date and time the image was captured. In some cases, the digital image or video results from scanning film and the image capture time is determined by detection of the date printed into the image (as is often done at capture time) area, usually in the lower left corner of the image. The date a photograph is printed is often printed on the back of the print. Alternatively, some film systems contain a magnetic layer in the film for storing information such as the capture date. The capture information extractor 108 uses the most appropriate method for extracting the capture information 112 of the image. Preferably, the source of the digital images and videos is a digital camera, and the capture information extractor 108 extracts the capture information from the image file information.

[0035] The images and videos of the collection are also analyzed by the photographer determiner 138 to determine the identity of the particular photographer for each image and video. When the EXIF file format is used, the identity of the photographer can be stored in the “Camera Owner”, “Image Creator”, “Photographer”, or “Copyright” tags for example. The identity of the photographer of an image or video can be entered manually before, during, or after capturing the video. Furthermore, several cameras (e.g. in U.S. Patent Application Publication US 2002/0080256A1) have been described that contain means for extracting biometric information from the photographer, identifying the photographer, and then annotating the image with the identity of the photographer. In any case, the photographer determiner 138 discovers the identity of the photographer 132 and passes that information to the individual recognition classifier 114. In some cases, the photographer 132 can not be able to be identified by the photographer determiner 138. In this case, the photographer 132 is “unknown”. For example, this situation can occur when a person who owns the camera is on vacation and asks a stranger to use her (the vacationing camera owner) camera to capture an image of her in front of a landmark. A camera such as described in U.S. Patent Application US 2002/0080256A1 can only feasibly identify the photographer from a small set of potential camera users (e.g. the primary user is probably the camera owner, and secondary users are friends and family of the camera owner) whose profiles are known by the camera. In this case, an image captured by a stranger using the camera would simply be identified by the photographer determiner 138 as having an “unknown” photographer 132.

[0036] Image capture time can be included in the capture information 112 and can be a precise minute in time, e.g. Mar. 27, 2004 at 10:17 AM. Or the image capture time can be less precise, e.g. 2004 or March 2004. The image capture time can be in the form of a probability distribution function

e.g. Mar. 27, 2004+/-2 days with 95% confidence. The image capture time is input to the individual recognition classifier **114**.

[0037] The person finder **106** identifies one or more persons in the digital video or digital image. Preferably, people are found by face detection. Methods for detecting human faces are well known in the art of digital image processing. For example, a face detection method for finding human faces in images is described in the following article: Jones, M. J.; Viola, P., "Fast Multi-view Face Detection", *IEEE Conference on Computer Vision and Pattern Recognition (CVPR)*, June 2003. Furthermore, once a face is detected, the facial features (e.g. eyes, nose, mouth, etc.) can also be localized using well known methods such as described by Yuille et al. in, "Feature Extraction from Faces Using Deformable Templates," *Int. Journal of Comp. Vis.*, Vol. 8, Iss. 2, 1992, pp. 99-111. The authors describe a method of using energy minimization with template matching for locating the mouth, eye and iris/sclera boundary. Facial features can also be found using active appearance models as described by T. F. Cootes and C. J. Taylor "Constrained active appearance models", *8th International Conference on Computer Vision*, volume 1, pages 748-754. IEEE Computer Society Press, July 2001.

[0038] Alternatively, different facial features can also be used. For example, an embodiment can be based upon the facial similarity metric described by M. Turk and A. Pentland in "Eigenfaces for Recognition" *Journal of Cognitive Neuroscience*. Vol 3, No. 1. 71-86, 1991. Facial descriptors are obtained by projecting the image of a face onto a set of principal component functions that describe the variability of facial appearance. The similarity between any two faces is measured by computing the Euclidean distance of the features obtained by projecting each face onto the same set of functions. In this case, an appearance model can describe the mean and covariance of the projection of multiple images of the same face onto these principal component functions. The similarity metric (for example computed by comparer **140** of **FIG. 4**) can calculate the Mahalanobis of a new face to the mean of the model.

[0039] The appearance model and similarity measurement could include a combination of several disparate feature types such as Eigenfaces, facial measurements, color/texture information, wavelet features etc.

[0040] A person finder **106** outputs personal features **110** that are quantitative descriptions of a person detected by the person detector **106**. Preferably, the person finder **106** outputs one set of personal features **110** for each detected person. Preferably the personal features are the locations of **82** feature points associated with specific facial features, found using a method similar to the aforementioned active appearance model of Cootes et al. A visual representation of the facial feature points for an image of a face is shown in **FIG. 3A** and **FIG. 3B** as an illustration. Alternatively, the personal features **110** can additionally be represented with quantifiable descriptors such as eye color, skin color, face shape, etc. The personal features **110** can also be distances between specific feature points or angles formed by lines connecting sets of specific feature points. Color cues are easily extracted from the digital image or video **104** once the person and facial features are located by the person finder **106**. The personal features **110** are input to the individual recognition classifier **114**.

[0041] A set of appearance models **116<sub>1</sub>-116<sub>M</sub>** of M persons of interest from a stored digital database is input to the individual recognition classifier **114** for determining the identity of each of the persons detected by the person finder **106** and represented by the personal features **110**. The appearance models **116<sub>1</sub>-116<sub>M</sub>** contain a set of features associated with a particular person of interest. Each appearance model for an individual of interest can include a number of sub-models, for example models describing the appearance of the person of interest at different ages as described in above-cited co-pending application U.S. patent application Ser. No. 11/116,729. Or the sub-models could describe the appearance of the person of interest with different appearances (e.g. one sub-model represents the appearance of the person of interest with facial hair, another sub-model represents the appearance of the person of interest without facial hair). The appearance model will be discussed in greater detail hereinbelow. A person of interest is a person that is important to identify in a collection of digital images and videos **104**. For example, in a household with small children, each child would likely be a person of interest because it would be useful and valuable for a head of the household to identify occurrences of each child in each photo and video **104** of the digital media collection. The aforementioned camera owner, as primary photographer, can be a person of interest as can be any secondary photographers (i.e. friends and family of the camera owner). The purpose of the individual recognition classifier **114** is to use one or more of the appearance models **116<sub>1</sub>-116<sub>M</sub>**, the image capture information **112**, and the personal features **110** to determine if a person detected by the person finder **106** is a particular person of interest. This is accomplished by comparing the personal features **110** of the detected person with the features of the appearance model **116** of the particular person of interest. The individual recognition classifier **114** outputs the person classification **118**. Typically, the individual recognition classifier outputs a high probability that a person detected by the person finder **106** is a particular person of interest *m* when the personal features **110** associated with the detected person are similar to the appearance model **116<sub>m</sub>** associated with the particular person of interest *m*. Preferably, the person classification **118** is the likelihood (probability) that the person detected by the person finder **106** is the person of interest. The person classification **118** can be a binary indicator (e.g. true of false) indicating the classifier's decision on whether the person associated with the personal features **110** is the person of interest.

[0042] By repeating the application of the individual recognition classifier **114** to each person detected in each digital image or video **104** of a collection, all persons detected by the person finder **106** are classified as to the likelihood that each is the particular person of interest.

[0043] The person classification **118** can then be associated with digital image or video containing the detected person. For example, an image can be tagged or annotated in the database **120** as containing the person of interest "Mary". Furthermore, the person classification **118** information can be associated with the personal features **110**. Furthermore, the image can also be tagged with the location within the digital image or video of the person detected by the person finder **106** that the individual recognition classifier **114** determined was the person of interest. Furthermore, the likelihood or probability of the person classification **118**

can be added to the annotation in the database **120** as well. When the query **122** is made for digital images or videos **104** containing a particular person of interest, the database **120** is searched and the appropriate query results **124** are returned to the user on a user interface such as the display device **50** of **FIG. 1**.

[0044] The individual recognition classifier uses the photographer **132** information as follows: When the image capture information **112** indicates that the camera's self-timer was used to capture a particular image or video, then the individual recognition classifier **114** outputs the person classification **118** indicating a high likelihood (probability) that the digital image or video **104** contains the photographer **132**. For example, the probability is in the range of 0.75 to 1.0, depending on the particular photographer **132**. This results from the fact that most times, the camera self-timer is used to allow time for the photographer **132** to activate the camera then run to be included in the scene captured by the camera in the particular digital image or video **104**.

[0045] Likewise, when the image capture information **112** indicates that the camera's image or video capture was activated via remote control, then the individual recognition classifier **114** outputs a person classification **118** indicating a medium likelihood (probability) that the digital image or video **104** contains the photographer **132**. This results from the fact that often times, the camera's image or video capture is activated using remote control to allow time the photographer **132** to be in the scene captured by the camera in the particular digital image or video **104**. However, remote activation of the camera's capture sequence can also be used to avoid shaking the camera. For this reason, the probability associated with the person classification **118** indicating that the photographer **132** is in the digital image or video **104** is in the range of 0.5 to 0.9, depending on the particular photographer **132**.

[0046] **FIG. 4** shows a more detailed view of the individual recognition classifier **114**. For each set of personal features **110** extracted by the person finder **106** a comparer **140** compares the personal features **110** with each of the  $M$  appearance models  $116_{1-M}$  representing  $M$  individuals of interest and outputs a score set **142** of  $M$  scores indicating the likelihood or probability that the particular person found by the person finder is the  $m^{\text{th}}$  person of interest. The comparer **140** can for example calculate a Euclidean distance between the personal features **110** and each of the  $M$  appearance models. Or the comparer **140** can compute a Mahalanobis distance from each of the  $M$  appearance models to produce the score set **142**. Further, the comparer **140** can be any classifier, such as but not limited to, Gaussian Maximum Likelihood, a neural network, a support vector machine or the like. Preferably, the  $m^{\text{th}}$  entry of the score set **142** indicates the probability that the particular face corresponding to the set of personal features **110** is the  $m^{\text{th}}$  person of interest.

[0047] The score set **142** is passed to a score adjuster **144** for adjusting the score according to information related to the photographer **132** and the capture information **112**, producing an adjusted score set. The score adjuster **144** considers the score set likelihoods or probabilities and refines the scores as follows. The scores in the score set **142** are adjusted according to the capture information **112**. When the capture information **112** indicates that the self-timer flag

was used to capture the digital image or video **104**, then the score for the  $m^{\text{th}}$  person of interest is increased if the  $m^{\text{th}}$  person is the photographer **132** of the digital image or video **104**. In this manner, the score adjuster **144** considers the prior probability (i.e. the prior probability of an event  $A$  is the probability that  $A$  occurs in the absence of any other data) of the photographer **132** appearing in the digital image or video **104** when the self-timer is user to capture the digital image or video **104**. Likewise, when the capture information **112** indicated that the digital image or video **104** was captured using a remote signal to activate the camera's capture mechanism, the score for the  $m^{\text{th}}$  person of interest is increased if the  $m^{\text{th}}$  person is the photographer **132** of the digital image or video **104**. The score adjuster **144** outputs a person classification **118** for the person detected by the person finder **106**. The person classification **118** can be the score set **142** after the adjustment by the score adjuster **144**. Or the person classification **118** can be the identity of the person of interest with the highest corresponding score in the adjusted score set, providing that that score is greater than a threshold  $T_0$ .

[0048] Conceptually, to produce the person classification **118**, the individual recognition classifier **114** preferably computes:

[0049]  $P(x=m|f)$ , i.e. the probability that the person detected by the person finder **106** is person  $m$ , given the evidence of the personal features **110**  $f$  By Bayes rule,

[0050] This quantity can be computed for each of the  $m$  persons of interest by:

$$P(x=m|f)=P(f|x=m)P(x=m)/P(f)$$

The term  $P(f|x=m)$  is the probability of observation of the personal features  $f$  when it is known the person is the  $m^{\text{th}}$  person of interest. This can be found by considering appearance model **116** for the  $m^{\text{th}}$  person of interest which describes the variation in appearance for the  $m^{\text{th}}$  person of interest. The term  $P(x=m)$  is the prior probability and is the probability that a person in an image or video is the person of interest  $m$ . The prior probability varies as a function of the identity of the photographer **132**. For example, a wife and husband share a camera. Of the people appearing in images where the wife is the photographer, 60% are the baby, 20% are the husband, and 20% are others. When the husband is the photographer, 40% of the people appearing in photos are the baby, 20% are the wife, 5% are the husband, and 35% are others. Therefore, when the individual recognition classifier **114** knows the identity of the photographer **132**, a photographer content profile **130** associated with that photographer **132** can be used by the score adjuster **144** to properly adjust the score set **142** in an appropriate fashion. In the preferred embodiment, the photographer content profile **130** contains the prior probabilities of persons of interest appearing in images and videos for a particular photographer. Preferably, the score set **142** contains the probabilities  $P(f|x=m)$  and the score adjuster **144** adjusts the scores by multiplicatively weighting with the prior probability  $P(x=m)$  specified in the photographer content profile **130**.

[0051] The photographer content profiles **130** for a particular photographer are generated by having a user manually verify the identities of people in a set of images or videos captured by the particular photographer. Then the prior probabilities are computed and stored in the photog-

rapher content profile **130**. The prior probabilities can consider the capture information **112**. For example, a photographer **132** has one set of prior probabilities that describe the probability of a person being the  $m^{\text{th}}$  person of interest when the self-timer function is on as indicated by the capture information **112**, and a second set of prior probabilities with the self-timer function is off. For example, the following table gives the prior probabilities that a given person in an image or video is the  $m^{\text{th}}$  person of interest for two different photographers and when the self-timer function is off and on.

Mth Person of interest	Photographer is person of interest 0		Photographer is person of interest 1	
	Self-timer on	Self-timer off	Self-timer on	Self-timer off
0	0.3	0.0	0.3	0.2
1	0.3	0.3	0.3	0.0
2	0.2	0.4	0.3	0.6
unknown	0.2	0.3	0.1	0.2

[0052] Therefore, the photographer **132** of the digital image or video **104** is identified along with capture information **112** related to the digital image or video **104**. The photographer content profile **130** corresponding to the photographer **132** is used to determine the identities of persons in the digital image or video **104**.

[0053] FIG. 5 shows an alternative embodiment for using the identify of the photographer **132** to identify objects within the digital image or video **104** or to classify the digital image or video itself. Digital images or videos **104** from a collection are passed to a feature extractor **152** for extracting features **160** that are passed to an object classifier **164**.

[0054] Additionally, the appearance models for objects of interest  $117_{1-M}$  are passed to the object classifier. A comparer **140** compares the features **160** extracted from the images or videos with the appearance models of the objects of interest  $117_{1-M}$ , producing the score set **142**. Preferably, the score set **142** includes a probability that the features **160** relate to a particular object  $m$  of interest.

[0055] The identity of the photographer **132** and capture information **112** is passed to the score adjuster **144**. The score adjuster **144** loads a photographer content profile **130** that describes the prior probability of the particular object  $m$  is in the image or video and adjusts the score set **142** accordingly to produce an adjusted score set, resulting in a classification **118** that is stored in a database **120**, ready for querying as before. Alternatively, the photographer content profile **130** describes the prior probability that the image is an object of interest. The photographer content profile **130** associated with the photographer **132** describes the probability that the image represents the object of interest.

[0056] For example, the object classifier **164** can have the objective of determining whether an image is an “indoor” or “outdoor” image. However, different photographers capture different proportions of their images indoor versus outdoor. For example, photographer 0 captures 30% indoor images and 70% outdoor images but photographer 1 captures 30% indoor images and 70% outdoor images. This information is

provided by the photographer content profile **130** corresponding to the identify of the photographer **132**. Thus, knowledge of the prior probability for a particular photographer allows the score adjuster **144** to adequately consider the prior probability and improve the overall performance of the object classifier **164**.

[0057] The object classifier **164** in this example classifies the state of the image as either an indoor or an outdoor image. Other object classifiers **164** can be used to determine whether an image is a natural scene or a manmade scene. Furthermore, an object classifier **164** can be used to determine if an image is a sunset image or not a sunset image.

[0058] The object classifier **164** can also be used to find specific objects within an image. For example, the individual recognition classifier **114** is an example of an object classifier used to recognize individual objects within a scene.

[0059] In another embodiment, the object classifier **164** is used to detect the presence of a redeye defect (which may occur 0, 1 or many times in a single image). The object classifier **164** determines whether an image represents the object of interest.

[0060] Furthermore, the photographer content profile **130** can be dependent on the capture information **112** in addition to the identify of the photographer **132**. For example, the following table is a photographer content profile **130** and shows the probability that a given image or video captured by a given photographer is “indoor” or “outdoor”, as based on the month of the image capture that is contained in the capture information **112**. In this case, “indoor” and “outdoor” are objects of interest that are described with an appearance model used by the object classifier **164** to classify an image as an indoor image or an outdoor image.

	Photographer 0		Photographer 1	
	indoor	Outdoor	indoor	outdoor
Jan–March	0.3	0.7	0.5	0.5
April–June	0.5	0.5	0.3	0.7
July–Sept.	0.6	0.4	0.2	0.8
Oct.–Dec	0.4	0.6	0.8	0.2

[0061] The photographer content profile **130** has been shown to include prior probability information for the classification of a single image or video. Additionally, the photographer content profile **130** can contain information related to the probability of a particular image (or video) being outdoors given that a previous image was outdoors for example. This information is stored as a state transition matrix as are commonly used in the study of Markov Chains and hidden Markov Models. The state transition matrices are dependent on the identification of the photographer, because they are related to the photographic behavior of that individual. For example, a state transition matrix for photographer 2:

Probability image or When	For photographer 2	
	video n + 1 is	
image n is:	indoor	Outdoor
indoor	0.8	0.2
outdoor	0.3	0.7

[0062] The transition matrix is a special case of a prior probability. The transition matrix can depend on the capture information 112, for example the time interval between the image n and the image n+1. For example, if the time interval between the two images is large (e.g. 3 days), then the state transition matrix is:

Probability image or When	For photographer 2	
	video n + 1 is	
image n is:	indoor	Outdoor
indoor	0.6	0.4
outdoor	0.43	0.57

[0063] Once the correction photographer content profile 130 is known, hidden Markov models can be used along with the state transition matrix to determine the state of the image (in this case, whether the image is indoor or outdoor.)

[0064] The capture information 112 and identify of the photographer 132 are used to select the correct photographer content profile 130 for inputting to the object classifier 164. In a further embodiment, knowing the identity of the photographer further enables a more accurate image orientation detection. In general, a rectangular image is properly viewed in one of four possible viewing orientations. Luo, in U.S. Patent Application Publication US 2003/0152289 A1 teaches a method to automatically determination which of these four orientations is correct for an image based on semantic object and scene layout detections and employing an arbitration method to estimate of image orientation. The prior probabilities of horizontal, vertical 1, vertical 2, and upside down horizontal are noted to be 70%-14%-14%-2%. FIG. 6A shows an example of an image in horizontal orientation. FIGS. 6B-6D show image having orientations of vertical 1, vertical 2, and upside down horizontal, respectively.

[0065] Generally, photographers capture landscape scenes in the horizontal orientation (i.e. photographers rarely hold the camera upside down when photographing a scene). However, for vertical or portrait scenes with an aspect ratio having larger height than width, there are two possible camera orientations. Most photographers take "vertical" photographs using only one of these positions. Knowing the photographer's identity establishes that photographer's individual behavior, thus improving its performance in determining image orientation.

[0066] An example orientation probability versus photographer matrix (the photographer probability profile 130 of FIG. 5) is shown below:

	Photographer 0	Photographer 1
Horizontal	0.850	0.650
Upside Down	0.005	0.010
Vertical 1	0.125	0.030
Vertical 2	0.020	0.310

[0067] Having improved image orientation determination performance improves the performance of subsequent image understanding algorithms that utilize a priori knowledge of orientation. Knowledge of other photographer specific capture traits (types of scenes, camera settings, typical location and time of capture) provides additional information that can improve the performance of subsequent image enhancement, image organization, and image management algorithms. For example, knowing if a photographer does not have a steady hand (resulting in excessive camera motion during image capture), could signal a subsequent image enhancement algorithm to more aggressively attempt to correct for image blur. Yet another example is if a particular photographer tends to not keep the camera level with the horizon, knowing the photographer identity could signal an image enhancement algorithm that levels the image.

[0068] The invention has been described in detail with particular reference to certain preferred embodiments thereof, but it will be understood that variations and modifications can be effected within the spirit and scope of the invention.

PARTS LIST

- [0069] 10 image capture devices
- [0070] 20 microprocessor-based unit (aka digital image processor)
- [0071] 30 image output device
- [0072] 40 general control computer
- [0073] 50 display device
- [0074] 60 keyboard
- [0075] 70 offline memory device
- [0076] 104 digital images or videos
- [0077] 106 person finder
- [0078] 108 information extractor
- [0079] 110 personal features
- [0080] 112 capture information
- [0081] 114 individual recognition classifier
- [0082] 116 appearance model of a person of interest
- [0083] 117 objects of interest
- [0084] 118 person classification
- [0085] 120 database
- [0086] 122 query or queried

- [0087] 124 query results
- [0088] 130 photographer content profile
- [0089] 132 photographer
- [0090] 138 photographer determiner
- [0091] 140 comparer
- [0092] 142 score set
- [0093] 144 score adjuster
- [0094] 160 features
- [0095] 164 object classifier

1. A method of identifying at least one particular person of interest in a collection of digital images taken over time, comprising:

providing the collection of digital images with each digital image containing one or more persons;

storing in a digital database an appearance model having a set of features associated with the particular person of interest and a prior probability of the person of interest appearing in images by a particular photographer; and

comparing the appearance model with features extracted from the digital images in the collection of digital images and using the prior probability and the appearance model to determine if the particular person of interest is in one or more digital images in the collection of digital images.

2. The method of claim 1 wherein the particular person of interest is the photographer and further including providing image capture information relating to the camera settings used by the particular photographer to change the prior probability of the particular photographer being in the collection of digital images.

3. The method of claim 2 wherein the image capture information further includes the mode of the camera self-timer.

4. The method of claim 3 wherein the prior probability is increased when the person of interest is the photographer and the mode of the camera self-timer is on.

5. The method of claim 3 wherein the prior probability is decreased when the person of interest is the photographer and the mode of the camera self-timer is off.

6. The method of claim 3 wherein the prior probability is increased when the person of interest is other than the particular photographer.

7. A method of classifying an image, comprising:

providing a collection of digital images taken by a particular photographer;

storing in a digital database an appearance model having a set of features associated with an object of interest;

providing a photographer content profile associated with the photographer describing the probability that the image represents the object of interest; and

using the appearance model and the photographer content profile to classify the digital image in the collection.

8. The method of claim 7 further including providing image capture information relating to the camera settings used by the particular photographer.

9. The method of claim 7 wherein the photographer content profile includes information related to the distribution of digital image orientation of digital images taken by the photographer.

10. The method of claim 9, wherein image content in the digital image of interest and the photographer content profile is used to determine the orientation of the digital image of interest.

11. The method of claim 7 wherein the photographer content profile includes information related to the distribution of digital images being captured indoors or outdoors when taken by the photographer.

12. The method of claim 11, wherein image content in the digital image of interest and the photographer content profile is used to determine the whether the digital image of interest is an indoor or an outdoor image.

\* \* \* \* \*