



US00D495198S1

(12) **United States Design Patent** (10) **Patent No.:** **US D495,198 S**
González (45) **Date of Patent:** **** Aug. 31, 2004**

(54) **HANDLE**

(75) **Inventor:** **Fermin Miguel Santis González,**
Santiago (CL)

(73) **Assignee:** **Virutex Ilko S.A.,** Santiago (CL)

(**) **Term:** **14 Years**

(21) **Appl. No.:** **29/185,380**

(22) **Filed:** **Jun. 26, 2003**

(30) **Foreign Application Priority Data**

Dec. 27, 2002 (CL) 2987-2002

(51) **LOC (7) Cl.** **07-02**

(52) **U.S. Cl.** **D7/395**

(58) **Field of Search** D7/393, 395, 681-696,
D7/649-664; D8/105-107; 16/110.1, 421,
431

(56) **References Cited**

U.S. PATENT DOCUMENTS

4,974,286 A 12/1990 Stowell et al.
5,799,369 A 9/1998 Schulein
D401,473 S * 11/1998 Swinford et al. D7/395

5,862,571 A 1/1999 Naft et al.
6,024,903 A 2/2000 Naft et al.
D427,044 S * 6/2000 White et al. D8/107

FOREIGN PATENT DOCUMENTS

DE 3345641 6/1985
DE 4430738 5/1995
GB 2274615 8/1994
WO WO 99/47214 9/1999

* cited by examiner

Primary Examiner—Terry A. Wallace
(74) *Attorney, Agent, or Firm*—D. Peter Hochberg; Sean Mellino; Katherine R. Vieyra

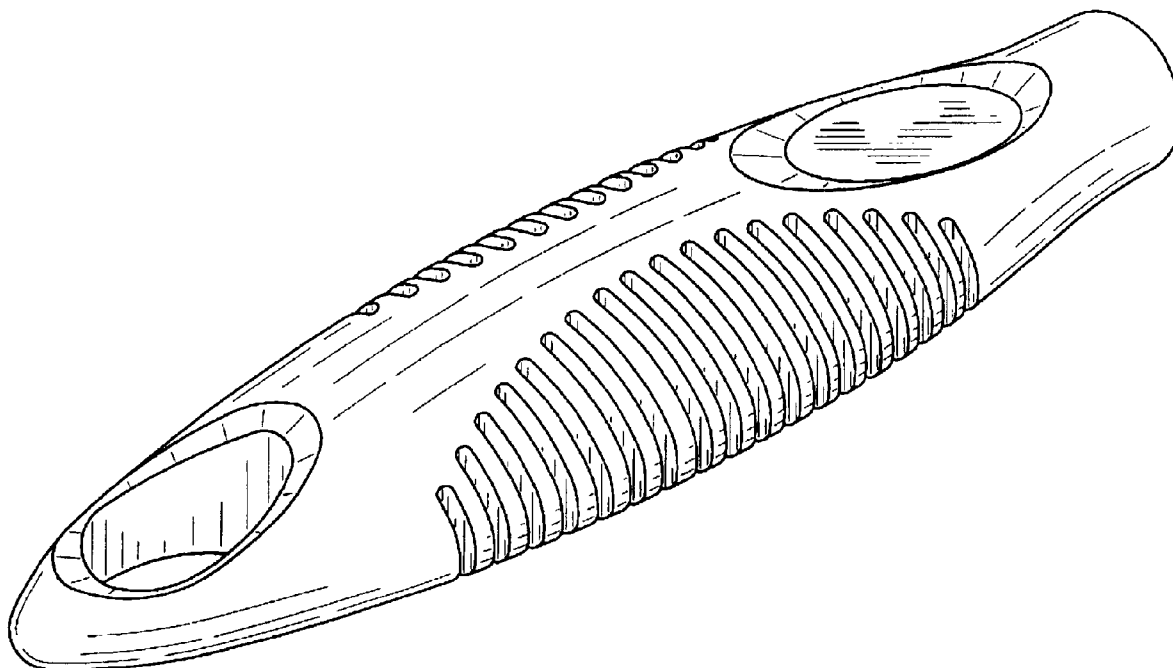
(57) **CLAIM**

The ornamental design for a handle, as shown and described.

DESCRIPTION

FIG. 1 is a left side view of the handle showing our new design;
FIG. 2 is a front view thereof;
FIG. 3 is a right side view thereof;
FIG. 4 is a bottom plan view thereof; and,
FIG. 5 is an isometric view thereof.

1 Claim, 3 Drawing Sheets






FIG-1

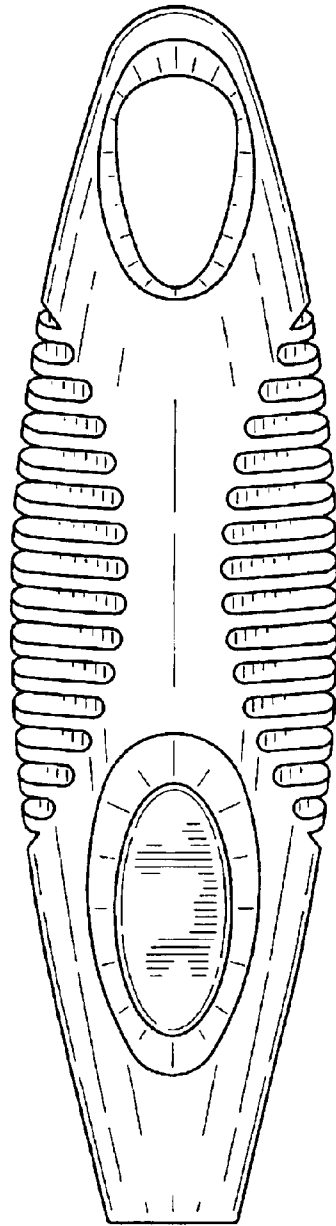


FIG-2




FIG-3

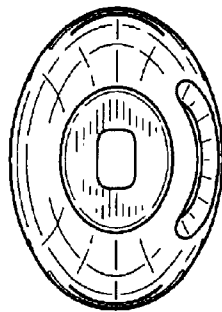


FIG-4

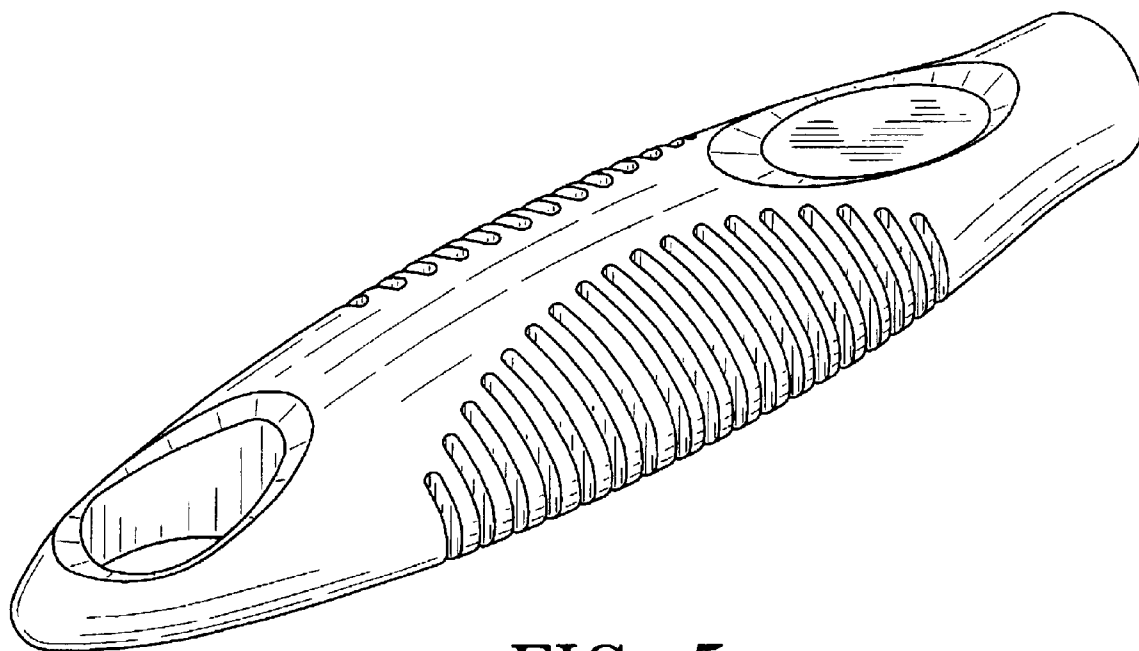


FIG-5