

Sept. 3, 1929.

R. W. EYSTER

1,727,007

TOILET ARTICLE

Filed Oct. 16, 1924

2 Sheets-Sheet 1

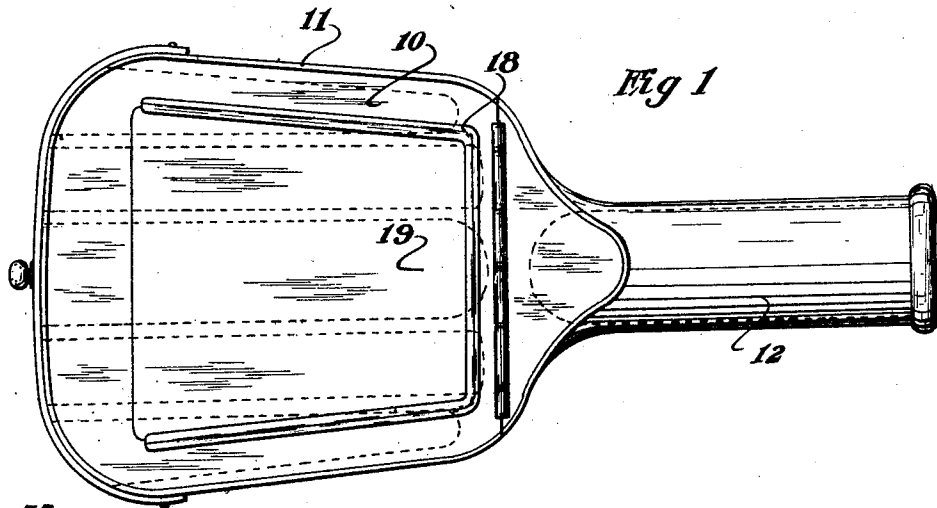


Fig 1

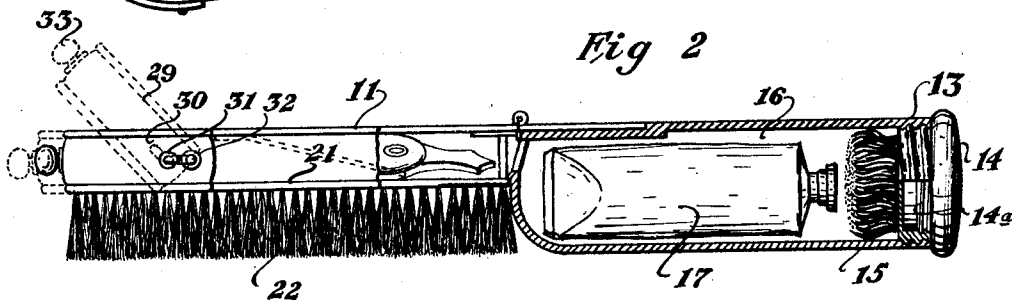


Fig 2

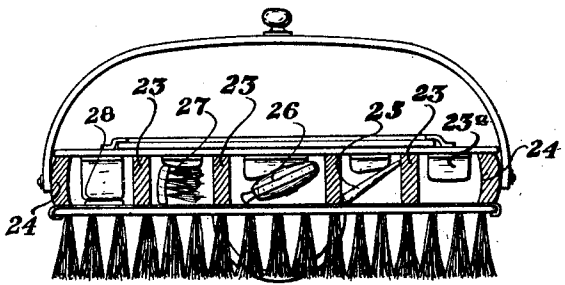


Fig 3

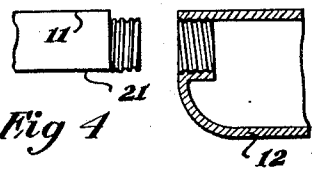


Fig 4

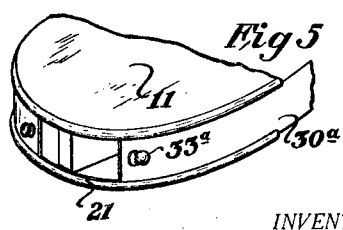


Fig 5

INVENTOR.

R. W. Eyster.

BY

Clayton H. Wood
ATTORNEY.

Sept. 3, 1929.

R. W. EYSTER

1,727,007

TOILET ARTICLE

Filed Oct. 16, 1924

2 Sheets-Sheet 2

Fig 6

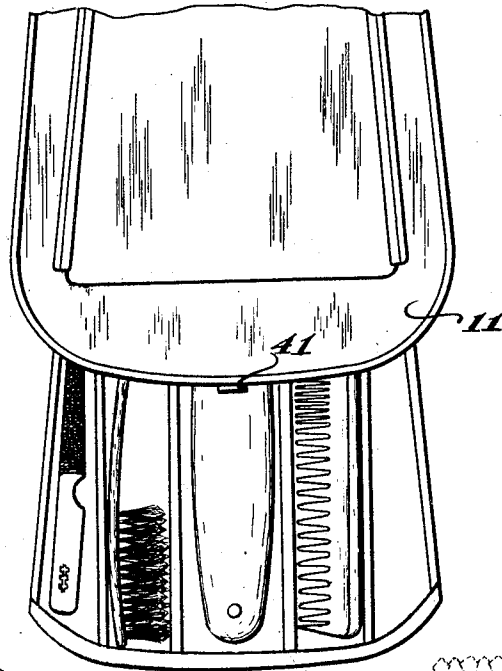


FIG. 8

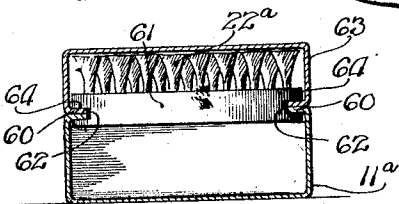


FIG. 9

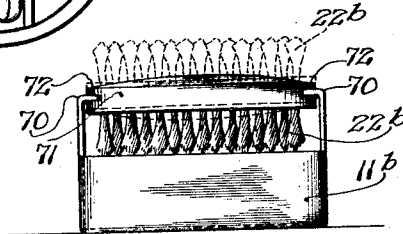
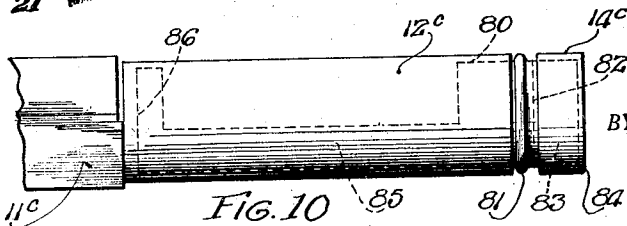
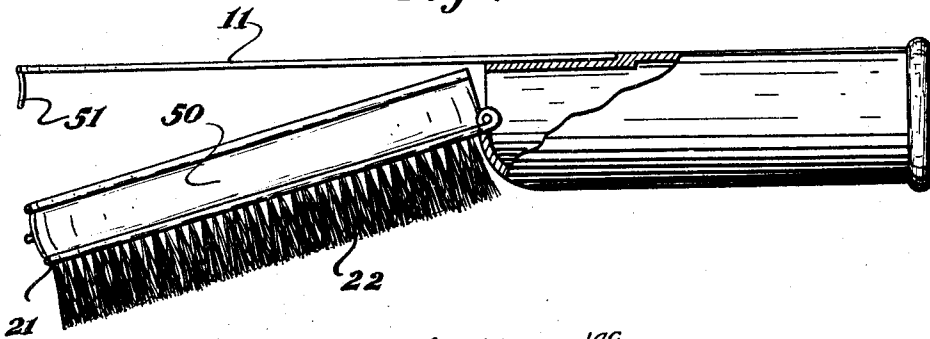


Fig 7



INVENTOR.

R. W. Eyster.

BY

Cleopatra H. Lloyd
ATTORNEY.

UNITED STATES PATENT OFFICE.

RAY W. EYSTER, OF CHICAGO, ILLINOIS.

TOILET ARTICLE.

Application filed October 16, 1924. Serial No. 744,028.

The present invention relates to a toilet article which combines several of the utensils ordinarily employed in making the toilet, and in addition thereto forms a receptacle with compartments for the reception of additional items employed in obtaining cleanliness of person.

Among the objects of the invention are the provision of a novel body for supporting a hair brush, which body is adapted to include as a component part thereof, and in unique combination therewith, a mirror and a shaving brush; the provision in a single toilet accessory of a hair brush, a shaving brush, a mirror, and compartments for the storage of additional items for the toilet; and the combination in a single article as an appurtenant part thereof or by storage therein of all the articles necessary for making the toilet, the articles which are not made parts of the device being adapted to be contained or carried in chambers provided therefor and to which ready access may be had.

These and such other objects as may hereinafter appear are attained by the novel construction, combination and arrangement of the several elements which constitute the device one form of which is illustrated in the first of the two accompanying sheets of drawing, hereby made a part of this specification, and in which:—

Figure 1 is a top view of my improved toilet article, dotted lines being used to indicate chambers therein;

Figure 2 is an elevation thereof, partly in section, one form of closure member being shown in full and in dotted lines for the purpose of illustrating its operation;

Figure 3 is a transverse section adjacent the front of the article;

Figure 4 is a vertical section showing a modified form of handle and brush jointure;

Figure 5 is a perspective view of a modified form of compartment closure member;

Figure 6 is a plan view of another form of the device; and

Figures 7, 8, 9 and 10 are different embodiments of the invention.

Like reference characters are used to designate similar parts in the drawing and in the specification which follows.

The ordinal 10 is used to designate, generally, the body of the article. The front section or main portion 11 thereof is of a configuration not unlike that of an ordinary

hair brush having increasing breadth as its front end is approached.

A handle 12, generally cylindrical in configuration, affixed to section 11 or integral therewith, terminates in an internally threaded portion 13 in which is disposed a screw closure 14 comprising a shaving brush, the bristles 15 of which depend internally. In Figures 1 and 2, a handle hingedly connected to the body is shown, while in Figure 4, a handle threaded for attachment to the body is disclosed. Within said handle 12 beyond the portion thereof occupied by cap 14 and bristles 15 is a storage section 16, which may be divided into one or more sections, in which may be disposed tubes of tooth paste, shaving cream, or other articles, a tube being shown therein in Figure 2 and indicated by the ordinal 17. The shaving brush cap 14 may also be formed as a vessel having a cap 14^a as a closure therefor, such compartment being adapted for use to contain cold cream or the like.

Upon the upper surface of section 11 and disposed in a three sided frame 18 having its opposite sides diverging outwardly is a mirror 19 which may be utilized for suspension from a nail or hook after removal from said frame 18 upon section 11.

The upper surface of section 11 comprises one wall as is shown in Figures 2 and 3. Parallel to said wall and disposed therebeneath, as shown in said figures, is a second wall 21 to which the hair brush portion 22 of the device is affixed in any of the ways common to the art. Between back 11 and wall 21 is a space divided into a plurality of chambers or compartments by partitions 23, the end partitions which form the main outside wall of section 11 being designated 24. Within the several compartments thus formed, may be disposed miscellaneous articles such as a comb indicated by the numeral 25, a razor indicated by the numeral 26, a tooth brush indicated by the numeral 27, and a file indicated by the numeral 28, while articles such as shaving soap, razor blades, powder, tweezers, emery boards and the like, including for female use, hair pins, rouge, lipstick, buffer and orange sticks, may be placed in the unoccupied spaces in such chambers. A spring 23^a shown in Figure 3 is adapted to hold articles in place in each of said compartments.

A pivoted cover or closure member 29

shown in Figures 1, 2 and 3 may be affixed to the front end of section 11. The sides 30 of said cover or closure member 29 are slotted at 31 to fit about oppositely disposed pivots 32 in the end partitions 24. A handle 33 is placed intermediate sides 30 and provides means for pulling the cover 29 in a longitudinal direction, as shown in the dotted lines in Figure 2, preliminary to lifting said cover 29 to the open position also shown in dotted lines in said figure. To close the article, the cover 29 is pressed downwardly until its sides 30 are in alignment with the sides 24 of section 11 and then pressed inwardly until its innermost position is reached, in which position, it is adapted to frictionally engage itself about the pivots 32 in end partition 24 to provide a locking device therefor. A second form of closure is shown in Figure 5. Flexible bands 30^a having handles 33^a are arranged to slide in grooves in 11 and 21. As such bands are flexible, they remain in the position left by the user, whether open or closed.

In the article, as illustrated and described, means for carrying such articles as are necessary for the man's (or woman's) toilet are contained or combined in a single instrumentality. A tooth brush, tooth paste, a razor, a shaving brush, shaving cream, a nail file, a comb, and the sundries mentioned above are conveyed from place to place enclosed within the article while the article does service as a hair brush. In compactness, the handle 12 either folds over back 11 or is detachable therefrom. The mirror, a necessary adjunct in making the toilet, is detachably secured to the outside of the article, either face up or face down as preferred, and may be detached therefrom at any time desired.

Many modifications of the device are possible, however, the spirit of the invention is set forth in the appended claims.

In Figures 6 and 7, other forms of the device are disclosed. These two figures illustrate different methods of forming compartments in said brush and in obtaining access thereto, all of said compartments being intermediate the top wall 11 and the bottom wall 21 of the hair brush. In Figure 6, the numeral 40 is used to designate a drawer adapted to be slidably mounted intermediate said walls 11 and 21, the numeral 41 indicating a locking member adapted to secure said drawer against accidental longitudinal displacement. The advantage of this form of device is that the drawer containing the various toilet requisites may be removed entirely from the device and used independently thereof, as laid on a dresser or the like.

In Figure 7, compartments opened by movement of the brush portion 21 and 22 are disclosed. The wall 21 to which the compartment partitions or the compartment con-

taining member 50 is secured, is hingedly connected to the handle 12, and locked at 51 at the front end of the brush to said wall 11. Upon release of said lock 51, the compartment section 50 which carries the hair brush 22 is adapted to swing away from the wall 11 exposing the various compartments and the contents thereof for the purpose of inspection and removal.

In Figures 8 and 9, two added forms which the body of the brush may take are shown. In Figure 8, the body 11^a may be of rectangular configuration and have inturned edges 60 to form a track upon which a detachable brush 22^a having a back 61 provided with opposite longitudinal grooves 62 may be slidably mounted. A cover 63, also having inturned edges, designated 64, may be provided, and said cover 63 may be secured to the device by slidably seating it thereon with said edges 64 in grooves 62 in back 61. In this form of the device access to the compartment or compartments in body 11^a is obtained by removing brush 22^a from body 11^a, which removal may be accomplished with or without the cover 63 in place. The parallel inturned edges 61 and 64 cooperate to fill the grooves 62 to prevent accidental displacement of brush 22^a and cover 63 from body 11^a. Cover 63 can not be attached to body 11^a unless brush 22^a has been placed, concurrently or previously, upon said body.

In Figure 9, a rectangular body 11^b having compartments is provided. At the edge of body 11^b are parallel inturned edges 70 adapted to receive a brush 22^b having a back 71 provided with longitudinal grooves 72 adapted to secure said brush 22^b upon the body 11^b. Inverting the brush 22^b closes the compartments in body 11^b while turning the bristles of said brush outwardly as said brush 22^b is being seated upon body 11^b permits of its normal use as a hairbrush.

In Figure 10, a modified form of handle is disclosed. Upon a body 11^c, a hollow tube-like handle 12^c is secured. A cap 14^c for said handle 12^c, comprises a threaded or frictionally engaging slip-in section 80 adapted to secure cap 14^c to said handle 12^c. A collar 81 prevents too great inward seating of said cap 14^c upon said handle 12^c.

A partition 82 divides the cap 14^c into two storage sections. The external storage section 83 is closed by a slip-on cover 84, said section 83 being adapted to serve as a container for unctious material such as face cream or the like.

The internal section 85, which may be integrally formed with slip-on section 80 is closed at its innermost end 86 and comprises generally a closed cylindrical body with an arcuate longitudinal section removed at one side so that the contents of said section are retained in the handle 12^c by the wall there-

of in cooperation with the material of said depending internal section 85. The entire contents of the cap 83 are removed from handle 12^c with the removal of said cap 14^c from said handle.

I claim:

1. As a new article of manufacture, a toilet utensil comprising a body divided into a plurality of compartments adapted to open at one end thereof, said body having a bristle portion upon one side thereof and a detachable mirror secured to the other side thereof, a cover pivoted to said body effective to close the compartments opening at said end, a handle providing an additional compartment, and a closure for said handle comprising a useful implement adapted to be locked upon said handle.

2. An article comprising a body of storage compartments, a toilet article depending from said body, a handle foldable over said body and providing additional storage space, and a closure for said handle including a useful toilet implement and a compartment for the storage of unctuous material.

3. A toilet article comprising a hair brush having a body and a handle, said body and handle having storage compartments divided into two series, one of said series of compartments opening in one direction and being adapted to be closed by a slidable member having means for frictionally engaging itself over the open side of the compartments which it closes when access thereto is not desired, the other series of compartments being adapted to be closed by a member having as an integral part thereof a toilet compartment for material intended for toilet use.

4. In a toilet article, an enclosed body consisting of complementary members movable relative to each other to enable access to the interior thereof, a plurality of storage compartments within said body, a hair brush detachably associated with said body to constitute a confining wall for certain of said compartments, a tubular handle associated with said body, and means enabling access to the interior of said handle.

RAY W. EYSTER.