



US00D420121S

United States Patent [19]
Felix-Flender

[11] **Patent Number: Des. 420,121**
[45] **Date of Patent: ** Feb. 1, 2000**

[54] **WINDOW FAN**

D. 389,235 1/1998 Jane et al. D23/382
D. 398,982 9/1998 Jane et al. D23/380
5,730,651 3/1998 Chen et al. 454/210

[75] Inventor: **Cheryl Felix-Flender**, Bedford, Mass.

[73] Assignee: **Holmes Products, Corp.**, Milford, Mass.

Primary Examiner—Lisa Lichtenstein
Attorney, Agent, or Firm—Hoffmann & Baron, LLP;
Francis E. Marino

[**] Term: **14 Years**

[57] **CLAIM**

[21] Appl. No.: **29/097,716**

The ornamental design for a window fan, as shown.

[22] Filed: **Dec. 11, 1998**

DESCRIPTION

[51] **LOC (7) Cl.** **23-04**

FIG. 1 is a top perspective view of a window fan showing my new design;

[52] **U.S. Cl.** **D23/380; D23/351; D23/370; D23/381**

FIG. 2 is a front elevation view thereof;

[58] **Field of Search** D23/370, 380, D23/381, 351-354, 333, 332; 416/247 R, 244, 246; 434/210, 208

FIG. 3 is a top elevation view thereof;

FIG. 4 is a right side elevation view thereof;

FIG. 5 is a left side elevation view thereof; and,

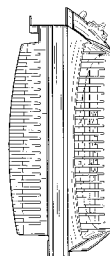
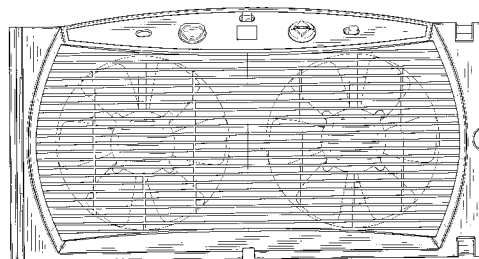
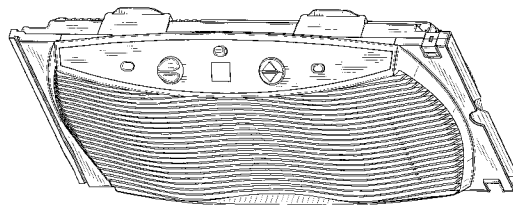
FIG. 6 is a bottom elevation view thereof.

[56] **References Cited**

U.S. PATENT DOCUMENTS

D. 346,208 4/1994 Smith D23/370

1 Claim, 5 Drawing Sheets



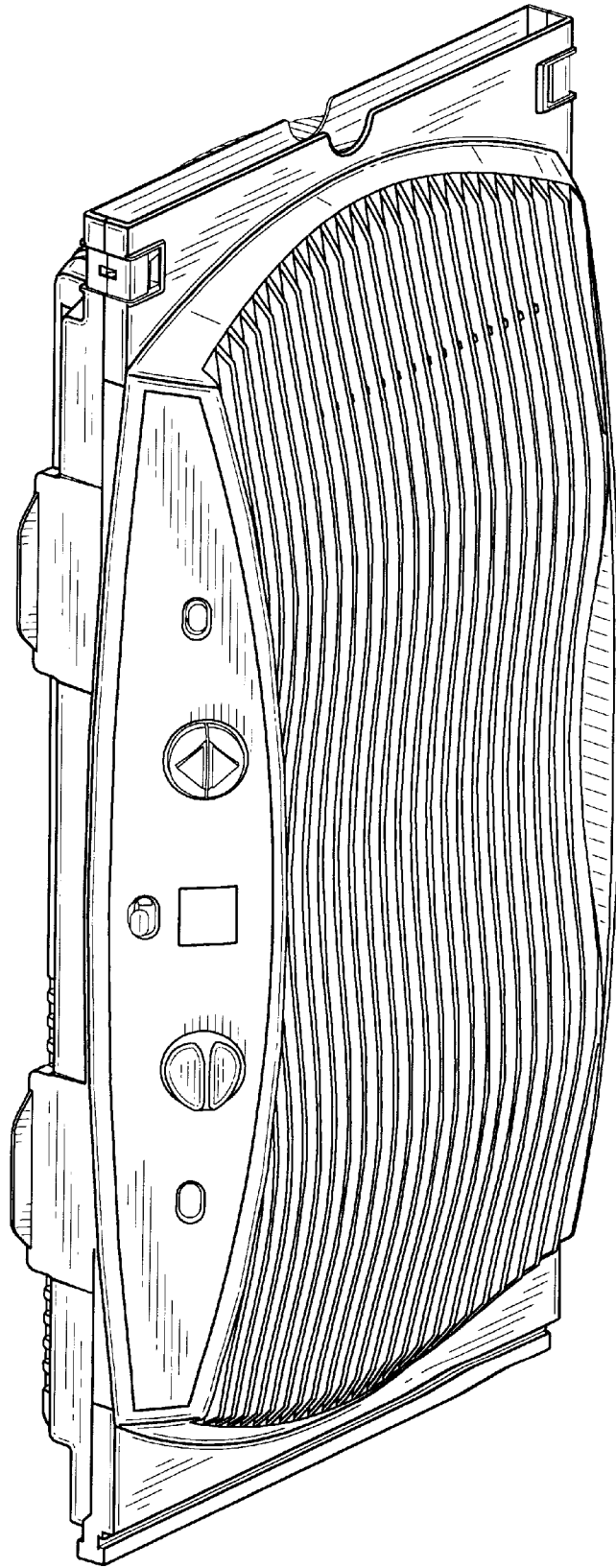


FIG-1

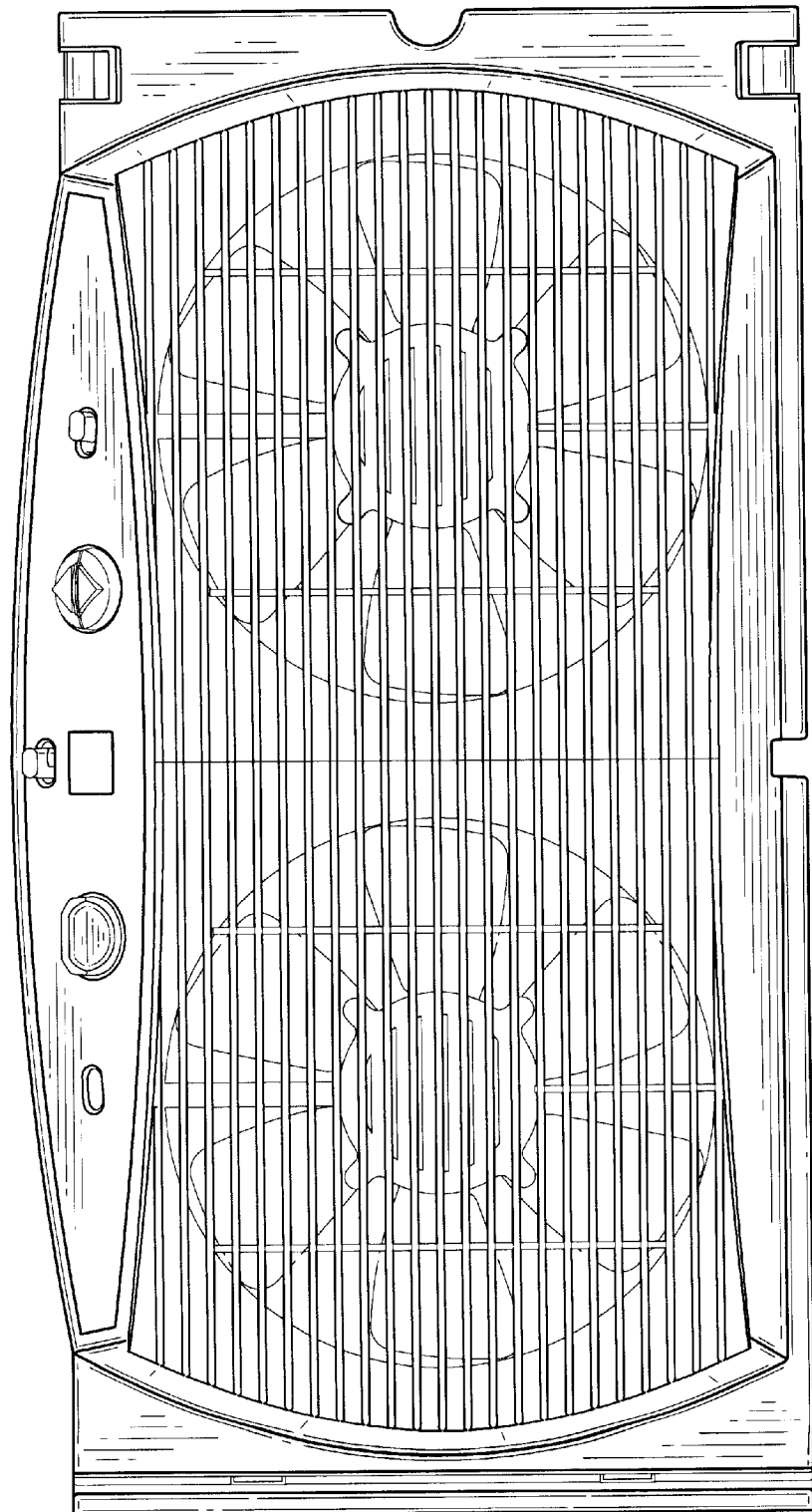


FIG-2

FIG-3

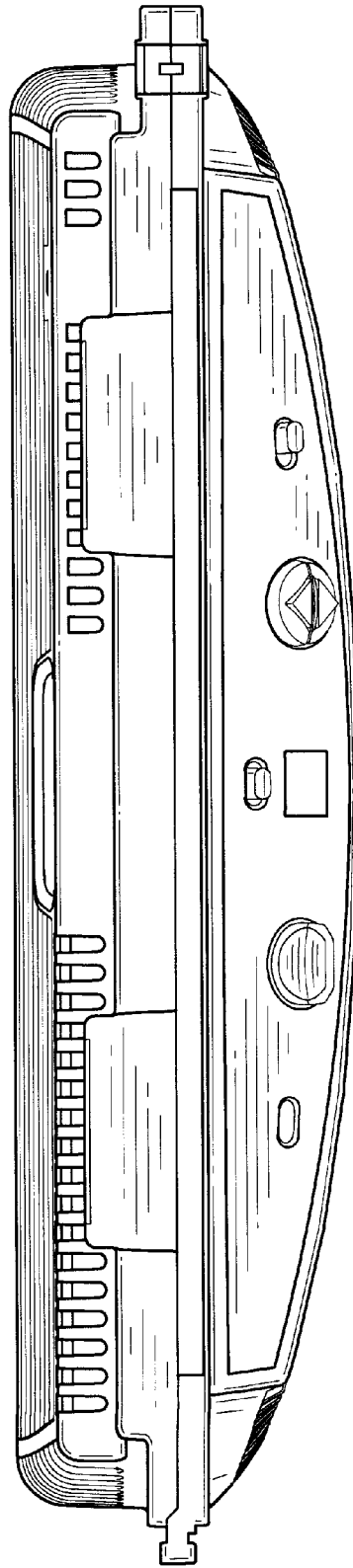


FIG-5

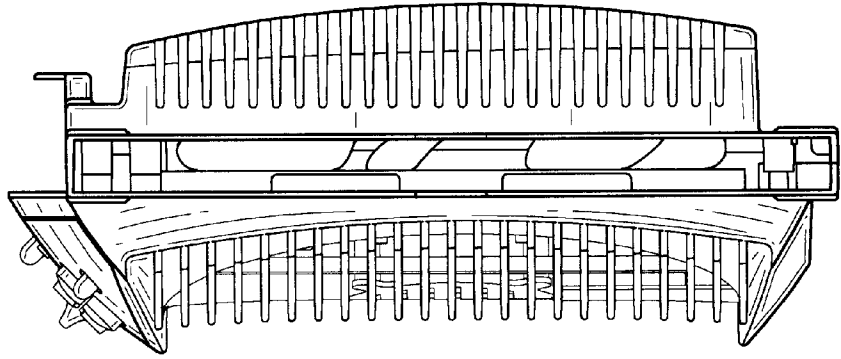


FIG-4

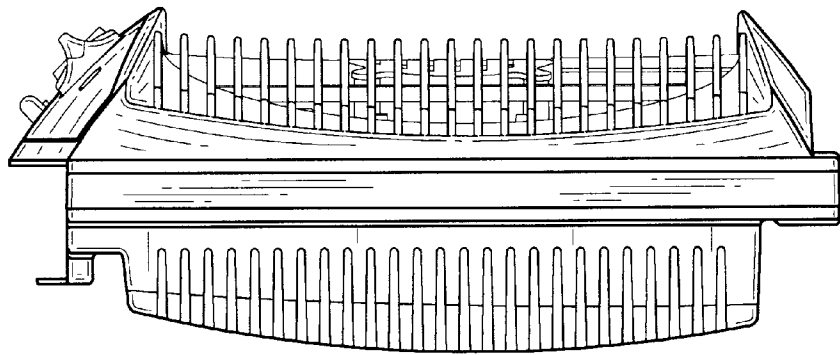


FIG-6

