



US00D435844S

(12) **United States Design Patent**
Yeh

(10) **Patent No.:** **US D435,844 S**

(45) **Date of Patent:** **** Jan. 2, 2001**

(54) **PALM TOP PC**

(75) **Inventor:** **Sophie Yeh, Tamshui Taipei Hsien (TW)**

(73) **Assignee:** **Procomp Informatics, Ltd., Taipei (TW)**

(**) **Term:** **14 Years**

(21) **Appl. No.:** **29/118,321**

(22) **Filed:** **Feb. 8, 2000**

(51) **LOC (7) Cl.** **14-02**

(52) **U.S. Cl.** **D14/343; D14/341**

(58) **Field of Search** **D14/342, 447, D14/341, 346, 343, 434, 432; D18/7; 235/145 A, 145 R; 341/22, 23; 345/156, 168, 169, 172; 364/708.1**

(56) **References Cited**

U.S. PATENT DOCUMENTS

- D. 355,170 * 2/1995 Mizusugi et al. D14/336
- D. 368,704 * 4/1996 Tanaka D14/434

- D. 397,679 * 9/1998 Hawkins et al. D14/342
- D. 408,372 * 4/1999 Ota et al. D14/346
- D. 411,824 * 7/1999 Wilson, Sr. et al. D13/108

* cited by examiner

Primary Examiner—Freda Nunn

(74) *Attorney, Agent, or Firm*—Raymond Y. Chan; David and Raymond

(57) **CLAIM**

The ornamental design for a palm top PC, as shown.

DESCRIPTION

FIG. 1 is a front right perspective view of a palm top PC showing my new design;
 FIG. 2 is a front perspective view thereof;
 FIG. 3 is a rear perspective view thereof;
 FIG. 4 is a left side elevation view thereof;
 FIG. 5 is a right side elevation view thereof;
 FIG. 6 is a top plan view thereof;
 FIG. 7 is a bottom plan view thereof;
 FIG. 8 is a top perspective view thereof; and,
 FIG. 9 is an alternate top perspective view thereof.

1 Claim, 5 Drawing Sheets






FIG. 1



FIG. 2



FIG. 3



FIG. 4



FIG. 5




FIG. 6




FIG. 7



FIG. 8



FIG. 9