

[54] CONTROL CONSOLE FOR SWIMMING  
POOL GUARD SYSTEM

[76] Inventor: Gordon G. Thornley, 3333 N. Gulf  
Shore Dr., Naples, Fla. 33940

[\*\*] Term: 14 Years

[21] Appl. No.: 690,550

[22] Filed: May 27, 1976

[51] Int. Cl. .... D13-03

[52] U.S. Cl. .... D13/32; D13/40

[58] Field of Search ..... D13/32-38,  
D13/40, 41; 174/50; 200/157, 293, 294, 295,  
297; 361/331, 332, 334, 335, 342, 344, 346, 347,  
356, 358, 359, 380, 390, 392

[56]

References Cited

U.S. PATENT DOCUMENTS

D. 219,980	2/1971	McMenamy .....	D13/35
2,687,498	8/1954	Rucks et al. ....	361/335
3,758,828	9/1973	Stefani .....	361/334

Primary Examiner—Susan J. Lucas

Attorney, Agent, or Firm—William E. Lucas

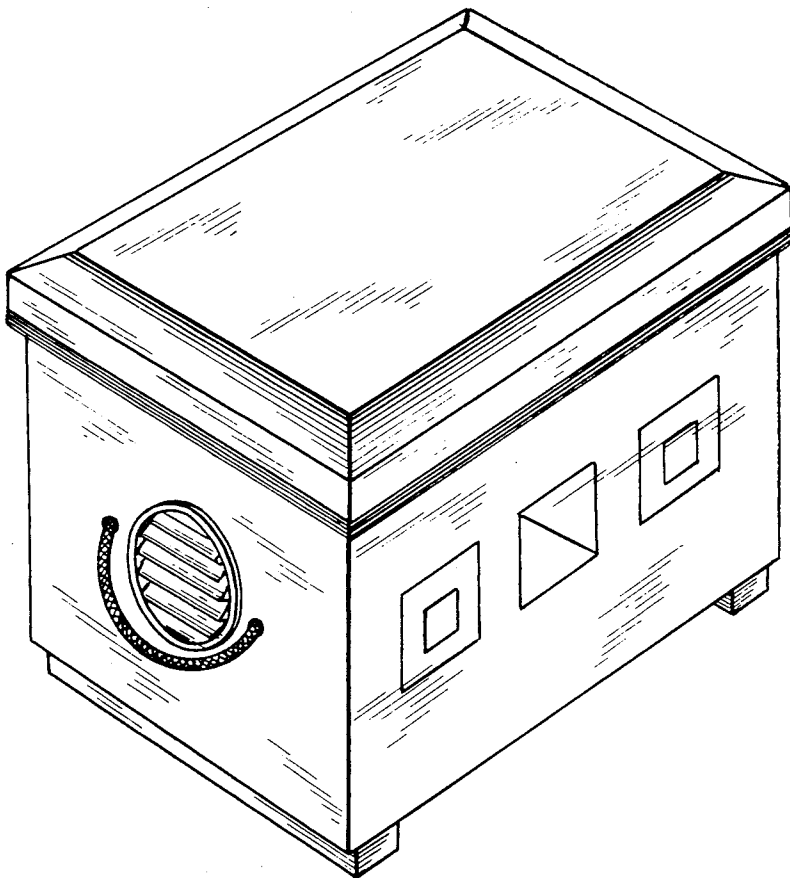
[57]

CLAIM


The ornamental design for a control console for swimming pool guard system, as shown and described.

DESCRIPTION

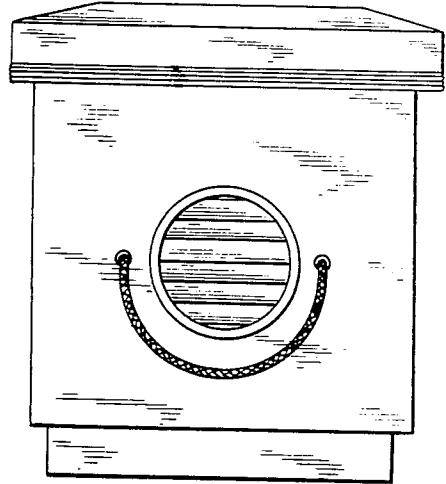
FIG. 1 is a perspective view of a control console for swimming pool guard system showing my new design; FIG. 2 is an end elevational view thereof; and FIG. 3 is a front elevational view thereof, the rear elevation being identical thereto.



*Fig. 1.*



*Fig. 2.*



*Fig. 3.*

