

(19) World Intellectual Property
Organization
International Bureau



(43) International Publication Date
18 August 2005 (18.08.2005)

PCT

(10) International Publication Number
WO 2005/075435 A1

(51) International Patent Classification⁷: C07D 231/40,
263/48, 277/46, 277/54, 277/82, 405/12, 407/12, 409/12,
409/14, 413/12, 417/04, 417/06, 417/12, 417/14, 493/10

(74) Agent: GOVINDASWAMY, Nandakumar; Vertex Phar-
maceuticals Incorporated, 130 Waverly Street, Cambridge,
MA 02139 (US).

(21) International Application Number:
PCT/US2005/002644

(81) Designated States (unless otherwise indicated, for every
kind of national protection available): AE, AG, AL, AM,
AT, AU, AZ, BA, BB, BG, BR, BW, BY, BZ, CA, CH, CN,
CO, CR, CU, CZ, DE, DK, DM, DZ, EC, EE, EG, ES, FI,
GB, GD, GE, GH, GM, HR, HU, ID, IL, IN, IS, JP, KE,
KG, KP, KR, KZ, LC, LK, LR, LS, LT, LU, LV, MA, MD,
MG, MK, MN, MW, MX, MZ, NA, NI, NO, NZ, OM, PG,
PH, PL, PT, RO, RU, SC, SD, SE, SG, SK, SL, SY, TJ, TM,
TN, TR, TT, TZ, UA, UG, US, UZ, VC, VN, YU, ZA, ZM,
ZW.

(22) International Filing Date: 31 January 2005 (31.01.2005)

(25) Filing Language: English

(26) Publication Language: English

(30) Priority Data:
60/540,564 30 January 2004 (30.01.2004) US
60/603,503 20 August 2004 (20.08.2004) US

(84) Designated States (unless otherwise indicated, for every
kind of regional protection available): ARIPO (BW, GH,
GM, KE, LS, MW, MZ, NA, SD, SL, SZ, TZ, UG, ZM,
ZW), Eurasian (AM, AZ, BY, KG, KZ, MD, RU, TJ, TM),
European (AT, BE, BG, CH, CY, CZ, DE, DK, EE, ES, FI,
FR, GB, GR, HU, IE, IS, IT, LT, LU, MC, NL, PL, PT, RO,
SE, SI, SK, TR), OAPI (BF, BJ, CF, CG, CI, CM, GA, GN,
GQ, GW, ML, MR, NE, SN, TD, TG).

(71) Applicant (for all designated States except US): VERTEX
PHARMACEUTICALS INCORPORATED [US/US];
130 Waverly Street, Cambridge, MA 02139 (US).

(72) Inventors; and

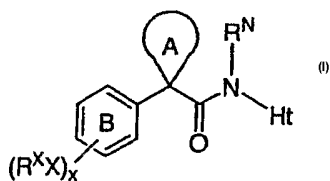
(75) Inventors/Applicants (for US only): HADIDA RUAH,
Sarah, S. [ES/US]; 2356 Torrey Pines, #16, La Jolla, CA
92037 (US). GROOTENHUIS, Peter, D., J. [NL/US];
4801 Riding Ridge Road, San Diego, CA 92130 (US).
MILLER, Mark, T. [US/US]; 5075 La Jolla Boulevard,
#9, San Diego, CA 92109 (US). HAMILTON, Matthew?
[US/US]; 24 Mockingbird Road, Hackettstown, NJ 07840
(US).

Published:

- with international search report
- before the expiration of the time limit for amending the
claims and to be republished in the event of receipt of
amendments

For two-letter codes and other abbreviations, refer to the "Guid-
ance Notes on Codes and Abbreviations" appearing at the begin-
ning of each regular issue of the PCT Gazette.

(54) Title: MODULATORS OF ATP-BINDING CASSETTE TRANSPORTERS



O, S, N, or NH, wherein ring A is optionally substituted with q occurrences of QR^Q; ring B is optionally fused to 5-6 membered carbocyclic or heterocyclic, aromatic or non-aromatic ring .

MODULATORS OF ATP-BINDING CASSETTE TRANSPORTERS

TECHNICAL FIELD OF THE INVENTION

[0001] The present invention relates to modulators of ATP-Binding Cassette ("ABC") transporters or fragments thereof, including Cystic Fibrosis Transmembrane Conductance Regulator ("CFTR"), compositions thereof, and methods thereof. The present invention also relates to methods of treating ABC transporter mediated diseases using such modulators.

BACKGROUND OF THE INVENTION

[0002] ABC transporters are a family of membrane transporter proteins that regulate the transport of a wide variety of pharmacological agents, potentially toxic drugs, and xenobiotics, as well as anions. ABC transporters are homologous membrane proteins that bind and use cellular adenosine triphosphate (ATP) for their specific activities. Some of these transporters were discovered as multidrug resistance proteins (like the MDR1-P glycoprotein, or the multidrug resistance protein, MRP1), defending malignant cancer cells against chemotherapeutic agents. To date, 48 ABC Transporters have been identified and grouped into 7 families based on their sequence identity and function.

[0003] ABC transporters regulate a variety of important physiological roles within the body and provide defense against harmful environmental compounds. Because of this, they represent important potential drug targets for the treatment of diseases associated with defects in the transporter, prevention of drug transport out of the target cell, and

intervention in other diseases in which modulation of ABC transporter activity may be beneficial.

[0004] One member of the ABC transporter family commonly associated with disease is the cAMP/ATP-mediated anion channel, CFTR. CFTR is expressed in a variety of cells types, including absorptive and secretory epithelia cells, where it regulates anion flux across the membrane, as well as the activity of other ion channels and proteins. In epithelia cells, normal functioning of CFTR is critical for the maintenance of electrolyte transport throughout the body, including respiratory and digestive tissue. CFTR is composed of approximately 1480 amino acids that encode a protein made up of a tandem repeat of transmembrane domains, each containing six transmembrane helices and a nucleotide binding domain. The two transmembrane domains are linked by a large, polar, regulatory (R)-domain with multiple phosphorylation sites that regulate channel activity and cellular trafficking.

[0005] The gene encoding CFTR has been identified and sequenced (See Gregory, R. J. et al. (1990) *Nature* 347:382-386; Rich, D. P. et al. (1990) *Nature* 347:358-362), (Riordan, J. R. et al. (1989) *Science* 245:1066-1073). A defect in this gene causes mutations in CFTR resulting in Cystic Fibrosis ("CF"), the most common fatal genetic disease in humans. Cystic Fibrosis affects approximately one in every 2,500 infants in the United States. Within the general United States population, up to 10 million people carry a single copy of the defective gene without apparent ill effects. In contrast, individuals with two copies of the CF associated gene suffer from the debilitating and fatal effects of CF, including chronic lung disease.

[0006] In patients with cystic fibrosis, mutations in CFTR endogenously expressed in respiratory epithelia leads to reduced apical anion secretion causing an imbalance in ion and fluid transport. The resulting decrease in anion transport contributes to enhanced mucus accumulation in the lung and the accompanying microbial infections that ultimately cause death in CF patients. In addition to respiratory disease, CF patients typically suffer from gastrointestinal problems and pancreatic insufficiency that, if left untreated, results in death. In addition, the majority of males with cystic fibrosis are infertile and fertility is decreased among females with cystic fibrosis. In contrast to the severe effects of two copies of the CF associated gene, individuals with a single copy of the CF associated gene exhibit increased resistance to

cholera and to dehydration resulting from diarrhea – perhaps explaining the relatively high frequency of the CF gene within the population.

[0007] Sequence analysis of the CFTR gene of CF chromosomes has revealed a variety of disease causing mutations (Cutting, G. R. et al. (1990) *Nature* 346:366-369; Dean, M. et al. (1990) *Cell* 61:863-870; and Kerem, B-S. et al. (1989) *Science* 245:1073-1080; Kerem, B-S et al. (1990) *Proc. Natl. Acad. Sci. USA* 87:8447-8451). To date, > 1000 disease causing mutations in the CF gene have been identified (<http://www.genet.sickkids.on.ca/cftr/>). The most prevalent mutation is a deletion of phenylalanine at position 508 of the CFTR amino acid sequence, and is commonly referred to as $\Delta F508$ -CFTR. This mutation occurs in approximately 70% of the cases of cystic fibrosis and is associated with a severe disease.

[0008] The deletion of residue 508 in $\Delta F508$ -CFTR prevents the nascent protein from folding correctly. This results in the inability of the mutant protein to exit the endoplasmic reticulum ("ER"), and traffic to the plasma membrane. As a result, the number of channels present in the membrane is far less than observed in cells expressing wild-type CFTR. In addition to impaired trafficking, the mutation results in defective channel gating. Together, the reduced number of channels in the membrane and the defective gating lead to reduced anion transport across epithelia leading to defective ion and fluid transport. (Quinton, P. M. (1990), *FASEB J.* 4: 2709-2727). Studies have shown, however, that the reduced numbers of $\Delta F508$ -CFTR in the membrane are functional, albeit less than wild-type CFTR. (Dalemans et al. (1991), *Nature Lond.* 354: 526-528; Denning et al., *supra*; Pasyk and Foskett (1995), *J. Cell. Biochem.* 270: 12347-50). In addition to $\Delta F508$ -CFTR, other disease causing mutations in CFTR that result in defective trafficking, synthesis, and/or channel gating could be up- or down-regulated to alter anion secretion and modify disease progression and/or severity.

[0009] Although CFTR transports a variety of molecules in addition to anions, it is clear that this role (the transport of anions) represents one element in an important mechanism of transporting ions and water across the epithelium. The other elements include the epithelial Na^+ channel, ENaC, $\text{Na}^+/\text{2Cl}^-/\text{K}^+$ co-transporter, Na^+/K^+ -ATPase pump and the basolateral membrane K^+ channels, that are responsible for the uptake of chloride into the cell.

[0010] These elements work together to achieve directional transport across the epithelium via their selective expression and localization within the cell. Chloride absorption takes place by the coordinated activity of ENaC and CFTR present on the apical membrane and

the $\text{Na}^+\text{-K}^+\text{-ATPase}$ pump and Cl^- channels expressed on the basolateral surface of the cell. Secondary active transport of chloride from the luminal side leads to the accumulation of intracellular chloride, which can then passively leave the cell via Cl^- channels, resulting in a vectorial transport. Arrangement of $\text{Na}^+/\text{2Cl}^-/\text{K}^+$ co-transporter, $\text{Na}^+\text{-K}^+\text{-ATPase}$ pump and the basolateral membrane K^+ channels on the basolateral surface and CFTR on the luminal side coordinate the secretion of chloride via CFTR on the luminal side. Because water is probably never actively transported itself, its flow across epithelia depends on tiny transepithelial osmotic gradients generated by the bulk flow of sodium and chloride.

[0011] In addition to Cystic Fibrosis, modulation of CFTR activity may be beneficial for other diseases not directly caused by mutations in CFTR, such as secretory diseases and other protein folding diseases mediated by CFTR. These include, but are not limited to, chronic obstructive pulmonary disease (COPD), dry eye disease, and Sjögren's Syndrome.

[0012] COPD is characterized by airflow limitation that is progressive and not fully reversible. The airflow limitation is due to mucus hypersecretion, emphysema, and bronchiolitis. Activators of mutant or wild-type CFTR offer a potential treatment of mucus hypersecretion and impaired mucociliary clearance that is common in COPD. Specifically, increasing anion secretion across CFTR may facilitate fluid transport into the airway surface liquid to hydrate the mucus and optimized periciliary fluid viscosity. This would lead to enhanced mucociliary clearance and a reduction in the symptoms associated with COPD. Dry eye disease is characterized by a decrease in tear aqueous production and abnormal tear film lipid, protein and mucin profiles. There are many causes of dry eye, some of which include age, Lasik eye surgery, arthritis, medications, chemical/thermal burns, allergies, and diseases, such as cystic fibrosis and Sjögren's syndrome. Increasing anion secretion via CFTR would enhance fluid transport from the corneal endothelial cells and secretory glands surrounding the eye to increase corneal hydration. This would help to alleviate the symptoms associated with dry eye disease. Sjögren's syndrome is an autoimmune disease in which the immune system attacks moisture-producing glands throughout the body, including the eye, mouth, skin, respiratory tissue, liver, vagina, and gut. Symptoms, include, dry eye, mouth, and vagina, as well as lung disease. The disease is also associated with rheumatoid arthritis, systemic lupus, systemic sclerosis, and polymyositis/dermatomyositis. Defective protein trafficking is

believed to cause the disease, for which treatment options are limited. Modulators of CFTR activity may hydrate the various organs afflicted by the disease and help to elevate the associated symptoms.

[0013] As discussed above, it is believed that the deletion of residue 508 in $\Delta F508$ -CFTR prevents the nascent protein from folding correctly, resulting in the inability of this mutant protein to exit the ER, and traffic to the plasma membrane. As a result, insufficient amounts of the mature protein are present at the plasma membrane and chloride transport within epithelial tissues is significantly reduced. In fact, this cellular phenomenon of defective ER processing of ABC transporters by the ER machinery, has been shown to be the underlying basis not only for CF disease, but for a wide range of other isolated and inherited diseases. The two ways that the ER machinery can malfunction is either by loss of coupling to ER export of the proteins leading to degradation, or by the ER accumulation of these defective/misfolded proteins [Aridor M, *et al.*, *Nature Med.*, 5(7), pp 745- 751 (1999); Shastry, B.S., *et al.*, *Neurochem. International*, 43, pp 1-7 (2003); Rutishauser, J., *et al.*, *Swiss Med Wkly*, 132, pp 211-222 (2002); Morello, JP *et al.*, *TIPS*, 21, pp. 466- 469 (2000); Bross P., *et al.*, *Human Mut.*, 14, pp. 186-198 (1999)]. The diseases associated with the first class of ER malfunction are cystic fibrosis (due to misfolded $\Delta F508$ -CFTR as discussed above), hereditary emphysema (due to $\alpha 1$ -antitrypsin; non Piz variants), hereditary hemochromatosis, coagulation-fibrinolysis deficiencies, such as protein C deficiency, Type 1 hereditary angioedema, lipid processing deficiencies, such as familial hypercholesterolemia, Type 1 chylomicronemia, abetalipoproteinemia, lysosomal storage diseases, such as I-cell disease/pseudo-Hurler, mucopolysaccharidoses (due to lysosomal processing enzymes), Sandhof/Tay-Sachs (due to β -hexosaminidase), Crigler-Najjar type II (due to UDP-glucuronyl-sialyc-transferase), polyendocrinopathy/hyperinsulemia, diabetes mellitus (due to insulin receptor), Laron dwarfism (due to growth hormone receptor), myeloperoxidase deficiency, primary hypoparathyroidism (due to preproparathyroid hormone), melanoma (due to tyrosinase). The diseases associated with the latter class of ER malfunction are glycanosis CDG type 1, hereditary emphysema (due to $\alpha 1$ -antitrypsin (PiZ variant), congenital hyperthyroidism, osteogenesis imperfecta (due to Type I, II, IV procollagen), hereditary hypofibrinogenemia (due to fibrinogen), ACT deficiency (due to $\alpha 1$ -antichymotrypsin), diabetes insipidus (DI), neurophyseal DI (due to vasopvessin hormone/V2-receptor), neprogenic DI (due to aquaporin

II), Charcot-Marie Tooth syndrome (due to peripheral myelin protein 22), Perlizaeus-Merzbacher disease, neurodegenerative diseases such as Alzheimer's disease (due to β APP and presenilins), Parkinson's disease, amyotrophic lateral sclerosis, progressive supranuclear palsy, Pick's disease, several polyglutamine neurological disorders such as Huntington, spinocerebellar ataxia type I, spinal and bulbar muscular atrophy, dentatorubal pallidoluyisian, and myotonic dystrophy, as well as spongiform encephalopathies, such as hereditary Creutzfeldt-Jakob disease (due to prion protein processing defect), Fabry disease (due to lysosomal α -galactosidase A), Straussler-Scheinker syndrome, chronic obstructive pulmonary disease (COPD), dry eye disease, and Sjögren's Syndrome.

[0014] In addition to up-regulation of CFTR activity, reducing anion secretion by CFTR modulators may be beneficial for the treatment of secretory diarrheas, in which epithelial water transport is dramatically increased as a result of secretagogue activated chloride transport. The mechanism involves elevation of cAMP and stimulation of CFTR.

[0015] Although there are numerous causes of diarrhea, the major consequences of diarrheal diseases, resulting from excessive chloride transport are common to all, and include dehydration, acidosis, impaired growth and death.

[0016] Acute and chronic diarrheas represent a major medical problem in many areas of the world. Diarrhea is both a significant factor in malnutrition and the leading cause of death (5,000,000 deaths/year) in children less than five years old.

[0017] Secretory diarrheas are also a dangerous condition in patients of acquired immunodeficiency syndrome (AIDS) and chronic inflammatory bowel disease (IBD). Sixteen million travelers to developing countries from industrialized nations every year develop diarrhea, with the severity and number of cases of diarrhea varying depending on the country and area of travel.

[0018] Diarrhea in barn animals and pets such as cows, pigs and horses, sheep, goats, cats and dogs, also known as scours, is a major cause of death in these animals. Diarrhea can result from any major transition, such as weaning or physical movement, as well as in response to a variety of bacterial or viral infections and generally occurs within the first few hours of the animal's life.

[0019] The most common diarrheal causing bacteria is enterotoxogenic E-coli (ETEC) having the K99 pilus antigen. Common viral causes of diarrhea include rotavirus and

coronavirus. Other infectious agents include cryptosporidium, giardia lamblia, and salmonella, among others.

[0020] Symptoms of rotaviral infection include excretion of watery feces, dehydration and weakness. Coronavirus causes a more severe illness in the newborn animals, and has a higher mortality rate than rotaviral infection. Often, however, a young animal may be infected with more than one virus or with a combination of viral and bacterial microorganisms at one time. This dramatically increases the severity of the disease.

[0021] Accordingly, there is a need for modulators of an ABC transporter activity, and compositions thereof, that can be used to modulate the activity of the ABC transporter in the cell membrane of a mammal.

[0022] There is a need for methods of treating ABC transporter mediated diseases using such modulators of ABC transporter activity.

[0023] There is a need for methods of modulating an ABC transporter activity in an *ex vivo* cell membrane of a mammal.

[0024] There is a need for modulators of CFTR activity that can be used to modulate the activity of CFTR in the cell membrane of a mammal.

[0025] There is a need for methods of treating CFTR-mediated diseases using such modulators of CFTR activity.

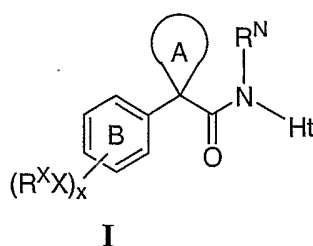
[0026] There is a need for methods of modulating CFTR activity in an *ex vivo* cell membrane of a mammal.

DESCRIPTION OF FIGURES

[0027] **FIGURE 1** recites compounds excluded from certain embodiments of the present invention. **FIGURE 2** recites exemplary compounds of the present invention, along with selected analytical data and activity data.

SUMMARY OF THE INVENTION

[0028] It has now been found that compounds of this invention, and pharmaceutically acceptable compositions thereof, are useful as modulators of ABC transporter activity. These compounds have the general formula **I**:



or a pharmaceutically acceptable salt thereof, wherein Ht, R^N , ring A, ring B, X, R^X , and x are described below.

[0029] These compounds and pharmaceutically acceptable compositions are useful for treating or lessening the severity of a variety of diseases, disorders, or conditions, including, but not limited to, cystic fibrosis, hereditary emphysema, hereditary hemochromatosis, coagulation-fibrinolysis deficiencies, such as protein C deficiency, Type 1 hereditary angioedema, lipid processing deficiencies, such as familial hypercholesterolemia, Type 1 chylomicronemia, abetalipoproteinemia, lysosomal storage diseases, such as I-cell disease/pseudo-Hurler, mucopolysaccharidoses, Sandhof/Tay-Sachs, Crigler-Najjar type II, polyendocrinopathy/hyperinsulemia, diabetes mellitus, laron dwarfism, myeloperoxidase deficiency, primary hypoparathyroidism, melanoma, glycanosis CDG type 1, hereditary emphysema, congenital hyperthyroidism, osteogenesis imperfecta, hereditary hypofibrinogenemia, ACT deficiency, diabetes insipidus (di), neurophyseal di, neprogenic DI, Charcot-Marie Tooth syndrome, Perlizaeus-Merzbacher disease, neurodegenerative diseases such as Alzheimer's disease, Parkinson's disease, amyotrophic lateral sclerosis, progressive supranuclear palsy, Pick's disease, several polyglutamine neurological disorders asuch as Huntington, spinocerebullar ataxia type I, spinal and bulbar muscular atrophy, dentatorubal pallidoluisian, and myotonic dystrophy, as well as spongiform encephalopathies, such as hereditary Creutzfeldt-Jakob disease, Fabry disease, Straussler-Scheinker syndrome, COPD, dry-eye disease, and Sjogren's disease.

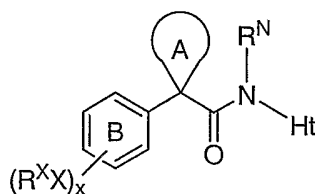
DESCRIPTION OF THE DRAWINGS

[0030] **FIGURE 1** recites the compounds excluded from certain embodiments of the present invention, as described below.

DETAILED DESCRIPTION OF THE INVENTION

[0031] *I. General Description of Compounds of the Invention:*

[0032] The present invention relates to compounds of formula I useful as modulators of ABC transporter activity:



I

or a pharmaceutically acceptable salt thereof, wherein:

Ht is a 5-membered heteroaromatic ring containing 1-4 heteroatoms selected from O, S, N, or NR, wherein said ring is optionally fused to a 6-membered monocyclic or 10-membered bicyclic, carbocyclic or heterocyclic, aromatic or non-aromatic ring, wherein Ht is optionally substituted with w occurrences of $-WR^W$, wherein w is 0-5;

R^N is H or R;

R is hydrogen or C_{1-6} aliphatic wherein up to two methylene units of R are optionally and independently replaced by $-CO-$, $-CS-$, $-COCO-$, $-CONR'-$, $-CONR'NR'-$, $-CO_2-$, $-OCO-$, $-NR'CO_2-$, $-O-$, $-NR'CONR'-$, $-OCONR'-$, $-NR'NR'$, $-NR'NR'CO-$, $-NR'CO-$, $-S-$, $-SO-$, $-SO_2-$, $-NR'-$, $-SO_2NR'-$, $NR'SO_2-$, or $-NR'SO_2NR'-$;

ring A is 3-7 membered monocyclic ring having 0-3 heteroatoms selected from O, S, N, or NH, wherein ring A is optionally substituted with q occurrences of $-QR^Q$;

ring B is optionally fused to 5-6 membered carbocyclic or heterocyclic, aromatic or non-aromatic ring;

each of x , q , and w is independently 0-5;

each $-X-R^X$, $-Q-R^Q$, and $-W-R^W$ is independently R' ;

R' is independently R^1 , R^2 , R^3 , R^4 , or R^5 ;

R^1 is oxo, R^6 or $((C1-C4)aliphatic)_n-Y$;

n is 0 or 1;

Y is halo, CN, NO_2 , CF_3 , OCF_3 , OH, SR^6 , $S(O)R^6$, SO_2R^6 , NH_2 , NHR^6 , $N(R^6)_2$, NR^6R^8 , $COOH$, $COOR^6$ or OR^6 ; or

two R¹ on adjacent ring atoms, taken together, form 1,2-methylenedioxy or 1,2-ethylenedioxy;

R² is aliphatic, wherein each R² optionally comprises up to 2 substituents independently selected from R¹, R⁴, or R⁵;

R³ is a cycloaliphatic, aryl, heterocyclic, or heteroaryl ring optionally comprising up to 3 substituents, independently selected from R¹, R², R⁴ or R⁵;

R⁴ is OR⁵, OR⁶, OC(O)R⁶, OC(O)R⁵, OC(O)OR⁶, OC(O)OR⁵, OC(O)N(R⁶)₂, OC(O)N(R⁵)₂, OC(O)N(R⁶R⁵), SR⁶, SR⁵, S(O)R⁶, S(O)R⁵, SO₂R⁶, SO₂R⁵, SO₂N(R⁶)₂, SO₂N(R⁵)₂, SO₂NR⁵R⁶, SO₃R⁶, SO₃R⁵, C(O)R⁵, C(O)OR⁵, C(O)R⁶, C(O)OR⁶, C(O)N(R⁶)₂, C(O)N(R⁵)₂, C(O)N(R⁵R⁶), C(O)N(OR⁶)R⁶, C(O)N(OR⁵)R⁶, C(O)N(OR⁶)R⁵, C(O)N(OR⁵)R⁵, C(NOR⁶)R⁶, C(NOR⁶)R⁵, C(NOR⁵)R⁶, C(NOR⁵)R⁵, N(R⁶)₂, N(R⁵)₂, N(R⁵R⁶), NR⁵C(O)R⁵, NR⁶C(O)R⁶, NR⁶C(O)R⁵, NR⁵C(O)R⁶, NR⁶C(O)OR⁶, NR⁵C(O)OR⁶, NR⁶C(O)OR⁵, NR⁵C(O)OR⁵, NR⁶C(O)N(R⁶)₂, NR⁶C(O)NR⁵R⁶, NR⁶C(O)N(R⁵)₂, NR⁵C(O)N(R⁶)₂, NR⁵C(O)NR⁵R⁶, NR⁵C(O)N(R⁵)₂, NR⁶SO₂R⁶, NR⁶SO₂R⁵, NR⁵SO₂R⁶, NR⁵SO₂R⁵, NR⁶SO₂N(R⁶)₂, NR⁶SO₂NR⁵R⁶, NR⁶SO₂N(R⁵)₂, NR⁵SO₂N(R⁶)₂, NR⁵SO₂NR⁵R⁶, NR⁵SO₂N(R⁵)₂, N(OR⁶)R⁶, N(OR⁶)R⁵, N(OR⁵)R⁵, or N(OR⁵)R⁶;

R⁵ is a cycloaliphatic, aryl, heterocyclic, or heteroaryl ring, optionally comprising up to 3 R¹ substituents;

R⁶ is H or aliphatic, wherein R⁶ optionally comprises a R⁷ substituent;

R⁷ is a cycloaliphatic, aryl, heterocyclic, or heteroaryl ring, and each R⁷ optionally comprises up to 2 substituents independently chosen from H, (C1-C6)-straight or branched alkyl, (C₂₋₆) straight or branched alkenyl or alkynyl, 1,2-methylenedioxy, 1,2-ethylenedioxy, or (CH₂)_n-Z;

Z is selected from halo, CN, NO₂, CF₃, OCF₃, OH, S-aliphatic, S(O)-aliphatic, SO₂-aliphatic, NH₂, NH-aliphatic, N(aliphatic)₂, N(aliphatic)R⁸, NHR⁸, COOH, C(O)O(-aliphatic), or O-aliphatic; and

R⁸ is an amino protecting group.

[0033] In another embodiment, the present invention provides compounds of formula I, wherein the compounds set forth in **FIGURE 1** are excluded.

[0034] 2. *Compounds and Definitions:*

[0035] Compounds of this invention include those described generally above, and are further illustrated by the classes, subclasses, and species disclosed herein. As used herein, the following definitions shall apply unless otherwise indicated.

[0036] The term "ABC-transporter" as used herein means an ABC-transporter protein or a fragment thereof comprising at least one binding domain, wherein said protein or fragment thereof is present *in vivo* or *in vitro*. The term "binding domain" as used herein means a domain on the ABC-transporter that can bind to a modulator. See, e.g., Hwang, T. C. *et al.*, J. Gen. Physiol. (1998): 111(3), 477-90.

[0037] The term "CFTR" as used herein means cystic fibrosis transmembrane conductance regulator or a mutation thereof capable of regulator activity, including, but not limited to, $\Delta F508$ CFTR and G551D CFTR (see, e.g., <http://www.genet.sickkids.on.ca/cftr/>, for CFTR mutations).

[0038] The term "modulating" as used herein means increasing or decreasing by a measurable amount.

[0039] For purposes of this invention, the chemical elements are identified in accordance with the Periodic Table of the Elements, CAS version, Handbook of Chemistry and Physics, 75th Ed. Additionally, general principles of organic chemistry are described in "Organic Chemistry", Thomas Sorrell, University Science Books, Sausalito: 1999, and "March's Advanced Organic Chemistry", 5th Ed., Ed.: Smith, M.B. and March, J., John Wiley & Sons, New York: 2001, the entire contents of which are hereby incorporated by reference.

[0040] As described herein, compounds of the invention may optionally be substituted with one or more substituents, such as are illustrated generally above, or as exemplified by particular classes, subclasses, and species of the invention. It will be appreciated that the phrase "optionally substituted" is used interchangeably with the phrase "substituted or unsubstituted." In general, the term "substituted", whether preceded by the term "optionally" or not, refers to the replacement of hydrogen radicals in a given structure with the radical of a specified substituent. Unless otherwise indicated, an optionally substituted group may have a substituent at each substitutable position of the group, and when more than one position in any given structure may be substituted with more than one substituent selected from a specified group, the substituent may be either the same or different at every position. Combinations of substituents envisioned by this invention are preferably those that result in the

formation of stable or chemically feasible compounds. The term "stable", as used herein, refers to compounds that are not substantially altered when subjected to conditions to allow for their production, detection, and preferably their recovery, purification, and use for one or more of the purposes disclosed herein. In some embodiments, a stable compound or chemically feasible compound is one that is not substantially altered when kept at a temperature of 40°C or less, in the absence of moisture or other chemically reactive conditions, for at least a week.

[0041] The term "aliphatic" or "aliphatic group", as used herein, means a straight-chain (i.e., unbranched) or branched, substituted or unsubstituted hydrocarbon chain that is completely saturated or that contains one or more units of unsaturation, or a monocyclic hydrocarbon or bicyclic hydrocarbon that is completely saturated or that contains one or more units of unsaturation, but which is not aromatic (also referred to herein as "carbocycle" "cycloaliphatic" or "cycloalkyl"), that has a single point of attachment to the rest of the molecule. Unless otherwise specified, aliphatic groups contain 1-20 aliphatic carbon atoms. In some embodiments, aliphatic groups contain 1-10 aliphatic carbon atoms. In other embodiments, aliphatic groups contain 1-8 aliphatic carbon atoms. In still other embodiments, aliphatic groups contain 1-6 aliphatic carbon atoms, and in yet other embodiments aliphatic groups contain 1-4 aliphatic carbon atoms. In some embodiments, "cycloaliphatic" (or "carbocycle" or "cycloalkyl") refers to a monocyclic C₃-C₈ hydrocarbon or bicyclic C₈-C₁₂ hydrocarbon that is completely saturated or that contains one or more units of unsaturation, but which is not aromatic, that has a single point of attachment to the rest of the molecule wherein any individual ring in said bicyclic ring system has 3-7 members. Suitable aliphatic groups include, but are not limited to, linear or branched, substituted or unsubstituted alkyl, alkenyl, alkynyl groups and hybrids thereof such as (cycloalkyl)alkyl, (cycloalkenyl)alkyl or (cycloalkyl)alkenyl.

[0042] The term "heteroaliphatic", as used herein, means aliphatic groups wherein one or two carbon atoms are independently replaced by one or more of oxygen, sulfur, nitrogen, phosphorus, or silicon. Heteroaliphatic groups may be substituted or unsubstituted, branched or unbranched, cyclic or acyclic, and include "heterocycle", "heterocyclyl", "heterocycloaliphatic", or "heterocyclic" groups.

[0043] The term "heterocycle", "heterocyclyl", "heterocycloaliphatic", or "heterocyclic" as used herein means non-aromatic, monocyclic, bicyclic, or tricyclic ring

systems in which one or more ring members is an independently selected heteroatom. In some embodiments, the "heterocycle", "heterocyclyl", "heterocycloaliphatic", or "heterocyclic" group has three to fourteen ring members in which one or more ring members is a heteroatom independently selected from oxygen, sulfur, nitrogen, or phosphorus, and each ring in the system contains 3 to 7 ring members.

[0044] The term "heteroatom" means one or more of oxygen, sulfur, nitrogen, phosphorus, or silicon (including, any oxidized form of nitrogen, sulfur, phosphorus, or silicon; the quaternized form of any basic nitrogen or; a substitutable nitrogen of a heterocyclic ring, for example N (as in 3,4-dihydro-2*H*-pyrrolyl), NH (as in pyrrolidinyl) or NR⁺ (as in N-substituted pyrrolidinyl)).

[0045] The term "unsaturated", as used herein, means that a moiety has one or more units of unsaturation.

[0046] The term "alkoxy", or "thioalkyl", as used herein, refers to an alkyl group, as previously defined, attached to the principal carbon chain through an oxygen ("alkoxy") or sulfur ("thioalkyl") atom.

[0047] The terms "haloaliphatic" and "haloalkoxy" means aliphatic or alkoxy, as the case may be, substituted with one or more halogen atoms. The term "halogen" means F, Cl, Br, or I. Examples of haloaliphatic include -CHF₂, -CH₂F, -CF₃, -CF₂-, or perhaloalkyl, such as, -CF₂CF₃.

[0048] The term "aryl" used alone or as part of a larger moiety as in "aralkyl", "aralkoxy", or "aryloxyalkyl", refers to monocyclic, bicyclic, and tricyclic ring systems having a total of five to fourteen ring members, wherein at least one ring in the system is aromatic and wherein each ring in the system contains 3 to 7 ring members. The term "aryl" may be used interchangeably with the term "aryl ring". The term "aryl" also refers to heteroaryl ring systems as defined hereinbelow.

[0049] The term "heteroaryl", used alone or as part of a larger moiety as in "heteroaralkyl" or "heteroarylalkoxy", refers to monocyclic, bicyclic, and tricyclic ring systems having a total of five to fourteen ring members, wherein at least one ring in the system is aromatic, at least one ring in the system contains one or more heteroatoms, and wherein each ring in the system contains 3 to 7 ring members. The term "heteroaryl" may be used interchangeably with the term "heteroaryl ring" or the term "heteroaromatic".

[0050] An aryl (including aralkyl, aralkoxy, aryloxyalkyl and the like) or heteroaryl (including heteroaralkyl and heteroarylalkoxy and the like) group may contain one or more substituents. Suitable substituents on the unsaturated carbon atom of an aryl or heteroaryl group are selected from halogen; $-R^\circ$; $-OR^\circ$; $-SR^\circ$; 1,2-methylene-dioxy; 1,2-ethylenedioxy; phenyl (Ph) optionally substituted with R° ; $-O(Ph)$ optionally substituted with R° ; $-(CH_2)_{1-2}(Ph)$, optionally substituted with R° ; $-CH=CH(Ph)$, optionally substituted with R° ; $-NO_2$; $-CN$; $-N(R^\circ)_2$; $-NR^\circ C(O)R^\circ$; $-NR^\circ C(O)N(R^\circ)_2$; $-NR^\circ CO_2R^\circ$; $-NR^\circ NR^\circ C(O)R^\circ$; $-NR^\circ NR^\circ C(O)N(R^\circ)_2$; $-NR^\circ NR^\circ CO_2R^\circ$; $-C(O)C(O)R^\circ$; $-C(O)CH_2C(O)R^\circ$; $-CO_2R^\circ$; $-C(O)R^\circ$; $-C(O)N(R^\circ)_2$; $-OC(O)N(R^\circ)_2$; $-S(O)_2R^\circ$; $-SO_2N(R^\circ)_2$; $-S(O)R^\circ$; $-NR^\circ SO_2N(R^\circ)_2$; $-NR^\circ SO_2R^\circ$; $-C(=S)N(R^\circ)_2$; $-C(=NH)-N(R^\circ)_2$; or $-(CH_2)_{0-2}NHC(O)R^\circ$ wherein each independent occurrence of R° is selected from hydrogen, optionally substituted C_{1-6} aliphatic, an unsubstituted 5-6 membered heteroaryl or heterocyclic ring, phenyl, $-O(Ph)$, or $-CH_2(Ph)$, or, notwithstanding the definition above, two independent occurrences of R° , on the same substituent or different substituents, taken together with the atom(s) to which each R° group is bound, form a 3-8-membered cycloalkyl, heterocyclyl, aryl, or heteroaryl ring having 0-3 heteroatoms independently selected from nitrogen, oxygen, or sulfur. Optional substituents on the aliphatic group of R° are selected from NH_2 , $NH(C_{1-4}aliphatic)$, $N(C_{1-4}aliphatic)_2$, halogen, $C_{1-4}aliphatic$, OH , $O(C_{1-4}aliphatic)$, NO_2 , CN , CO_2H , $CO_2(C_{1-4}aliphatic)$, $O(haloC_{1-4}aliphatic)$, or $haloC_{1-4}aliphatic$, wherein each of the foregoing $C_{1-4}aliphatic$ groups of R° is unsubstituted.

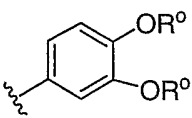
[0051] An aliphatic or heteroaliphatic group, or a non-aromatic heterocyclic ring may contain one or more substituents. Suitable substituents on the saturated carbon of an aliphatic or heteroaliphatic group, or of a non-aromatic heterocyclic ring are selected from those listed above for the unsaturated carbon of an aryl or heteroaryl group and additionally include the following: $=O$, $=S$, $=NNHR^*$, $=NN(R^*)_2$, $=NNHC(O)R^*$, $=NNHCO_2(alkyl)$, $=NNHSO_2(alkyl)$, or $=NR^*$, where each R^* is independently selected from hydrogen or an optionally substituted C_{1-6} aliphatic. Optional substituents on the aliphatic group of R^* are selected from NH_2 , $NH(C_{1-4}aliphatic)$, $N(C_{1-4}aliphatic)_2$, halogen, $C_{1-4}aliphatic$, OH , $O(C_{1-4}aliphatic)$, NO_2 , CN , CO_2H , $CO_2(C_{1-4}aliphatic)$, $O(haloC_{1-4}aliphatic)$, or $halo(C_{1-4}aliphatic)$, wherein each of the foregoing $C_{1-4}aliphatic$ groups of R^* is unsubstituted.

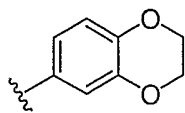
[0052] Optional substituents on the nitrogen of a non-aromatic heterocyclic ring are selected from $-R^+$, $-N(R^+)_2$, $-C(O)R^+$, $-CO_2R^+$, $-C(O)C(O)R^+$, $-C(O)CH_2C(O)R^+$, $-SO_2R^+$, $-SO_2N(R^+)_2$, $-C(=S)N(R^+)_2$, $-C(=NH)-N(R^+)_2$, or $-NR^+SO_2R^+$; wherein R^+ is hydrogen, an optionally substituted C_{1-6} aliphatic, optionally substituted phenyl, optionally substituted $-O(Ph)$, optionally substituted $-CH_2(Ph)$, optionally substituted $-(CH_2)_{1-2}(Ph)$; optionally substituted $-CH=CH(Ph)$; or an unsubstituted 5-6 membered heteroaryl or heterocyclic ring having one to four heteroatoms independently selected from oxygen, nitrogen, or sulfur, or, notwithstanding the definition above, two independent occurrences of R^+ , on the same substituent or different substituents, taken together with the atom(s) to which each R^+ group is bound, form a 3-8-membered cycloalkyl, heterocyclyl, aryl, or heteroaryl ring having 0-3 heteroatoms independently selected from nitrogen, oxygen, or sulfur. Optional substituents on the aliphatic group or the phenyl ring of R^+ are selected from NH_2 , $NH(C_{1-4}$ aliphatic), $N(C_{1-4}$ aliphatic) $_2$, halogen, C_{1-4} aliphatic, OH , $O(C_{1-4}$ aliphatic), NO_2 , CN , CO_2H , $CO_2(C_{1-4}$ aliphatic), $O(halo\ C_{1-4}$ aliphatic), or $halo(C_{1-4}$ aliphatic), wherein each of the foregoing C_{1-4} aliphatic groups of R^+ is unsubstituted.

[0053] The term "alkylidene chain" refers to a straight or branched carbon chain that may be fully saturated or have one or more units of unsaturation and has two points of attachment to the rest of the molecule. The term "spirocycloalkylidene" refers to a carbocyclic ring that may be fully saturated or have one or more units of unsaturation and has two points of attachment from the same ring carbon atom to the rest of the molecule.

[0054] As detailed above, in some embodiments, two independent occurrences of R^0 (or R^+ , or any other variable similarly defined herein), are taken together together with the atom(s) to which each variable is bound to form a 3-8-membered cycloalkyl, heterocyclyl, aryl, or heteroaryl ring having 0-3 heteroatoms independently selected from nitrogen, oxygen, or sulfur. Exemplary rings that are formed when two independent occurrences of R^0 (or R^+ , or any other variable similarly defined herein) are taken together with the atom(s) to which each variable is bound include, but are not limited to the following: a) two independent occurrences of R^0 (or R^+ , or any other variable similarly defined herein) that are bound to the same atom and are taken together with that atom to form a ring, for example, $N(R^0)_2$, where both occurrences of R^0 are taken together with the nitrogen atom to form a piperidin-1-yl, piperazin-1-yl, or morpholin-4-yl group; and b) two independent occurrences of R^0 (or R^+ , or any other

variable similarly defined herein) that are bound to different atoms and are taken together with both of those atoms to form a ring, for example where a phenyl group is substituted with two

occurrences of OR^o , these two occurrences of R^o are taken together with the oxygen atoms to which they are bound to form a fused 6-membered oxygen containing ring:



. It will be appreciated that a variety of other rings can be formed when two independent occurrences of R^o (or R^+ , or any other variable similarly defined herein) are taken together with the atom(s) to which each variable is bound and that the examples detailed above are not intended to be limiting.

Unless otherwise stated, structures depicted herein are also meant to include all isomeric (e.g., enantiomeric, diastereomeric, and geometric (or conformational)) forms of the structure; for example, the R and S configurations for each asymmetric center, (Z) and (E) double bond isomers, and (Z) and (E) conformational isomers. Therefore, single stereochemical isomers as well as enantiomeric, diastereomeric, and geometric (or conformational) mixtures of the present compounds are within the scope of the invention. Unless otherwise stated, all tautomeric forms of the compounds of the invention are within the scope of the invention. Additionally, unless otherwise stated, structures depicted herein are also meant to include compounds that differ only in the presence of one or more isotopically enriched atoms. For example, compounds having the present structures except for the replacement of hydrogen by deuterium or tritium, or the replacement of a carbon by a ^{13}C - or ^{14}C -enriched carbon are within the scope of this invention. Such compounds are useful, for example, as analytical tools or probes in biological assays.

[0055] 3. *Description of Exemplary Compounds:*

[0056] In some embodiments, R' is independently selected from hydrogen or an optionally substituted group selected from a C_1 - C_8 aliphatic group, a 3-8-membered saturated, partially unsaturated, or fully unsaturated monocyclic ring having 0-3 heteroatoms independently selected from nitrogen, oxygen, or sulfur, or an 8-12 membered saturated, partially unsaturated, or fully unsaturated bicyclic ring system having 0-5 heteroatoms independently selected from nitrogen, oxygen, or sulfur; or two occurrences of R' are taken together with the atom(s) to which

they are bound to form an optionally substituted 3-12 membered saturated, partially unsaturated, or fully unsaturated monocyclic or bicyclic ring having 0-4 heteroatoms independently selected from nitrogen, oxygen, or sulfur.

[0057] In some embodiments, each of Q, X, and W is independently a bond or is an optionally substituted C₁-C₆ alkylidene chain wherein up to two methylene units of Q, W, or X are optionally and independently replaced by -CO-, -CS-, -COCO-, -CONR'-, -CONR'NR'-, -CO₂-, -OCO-, -NR'CO₂-, -O-, -NR'CONR'-, -OCONR'-, -NR'NR', -NR'NR'CO-, -NR'CO-, -S-, -SO-, -SO₂-, -NR'-, -SO₂NR'-, NR'SO₂-, or -NR'SO₂NR'-.

[0058] In some embodiments, each of R^X, R^Q, and R^W is independently R', halo, NO₂, CN, CF₃, or OCF₃;

[0059] In other embodiments, Q is independently a bond or is an optionally substituted C₁₋₆ alkylidene chain wherein one or two non-adjacent methylene units are optionally and independently replaced by O, NR, S, SO₂, COO, or CO, and R^Q is R' or halogen. In still other embodiments, each occurrence of QR^Q is independently -C₁₋₃alkyl, -O(C₁₋₃alkyl), -CF₃, -OCF₃, -SCF₃, -F, -Cl, -Br, or -COOR', -COR', -O(CH₂)₂N(R)(R'), -O(CH₂)N(R)(R'), -CON(R)(R'), -(CH₂)₂OR', -(CH₂)OR', optionally substituted phenyl, -N(R)(R'), -(CH₂)₂N(R)(R'), or -(CH₂)N(R)(R').

[0060] In other embodiments, X is independently a bond or is an optionally substituted C₁₋₆ alkylidene chain wherein one or two non-adjacent methylene units are optionally and independently replaced by O, NR, S, SO₂, COO, or CO, and R^X is R' or halogen. In still other embodiments, each occurrence of XR^X is independently -C₁₋₃alkyl, -O(C₁₋₃alkyl), -CF₃, -OCF₃, -SCF₃, -F, -Cl, -Br, or -COOR', -COR', -O(CH₂)₂N(R)(R'), -O(CH₂)N(R)(R'), -CON(R)(R'), -(CH₂)₂OR', -(CH₂)OR', optionally substituted phenyl, -N(R)(R'), -(CH₂)₂N(R)(R'), or -(CH₂)N(R)(R'). In yet other embodiments, XR^X taken together is independently halo, OH, OMe, OEt, CH₂N(Me)₂, OCH₂CH₂OCH₃, CN, C(O)NH₂, Me, Et, NH₂, COOH, SO₂Me, N(Me)₂, NHC(O)CH₂N(Me)₂, pyrazolyl, N(Et)₂, OCF₃, SMe, C(O)-NH(4-methyl-oxazol-2-yl), C(O)NHCH₂CH₂OH, NHSO₂Me, N-morpholinyl, N(Me)-piperazinyl, or OC(O)NH₂.

[0061] In other embodiments, W is independently a bond or is an optionally substituted C₁₋₆ alkylidene chain wherein one or two non-adjacent methylene units are optionally and independently replaced by O, NR, S, SO₂, COO, or CO, and R^W is R' or halogen. In still other embodiments, each occurrence of WR^W is independently -C₁₋₃alkyl, -O(C₁₋₃alkyl), -CF₃, -OCF₃,

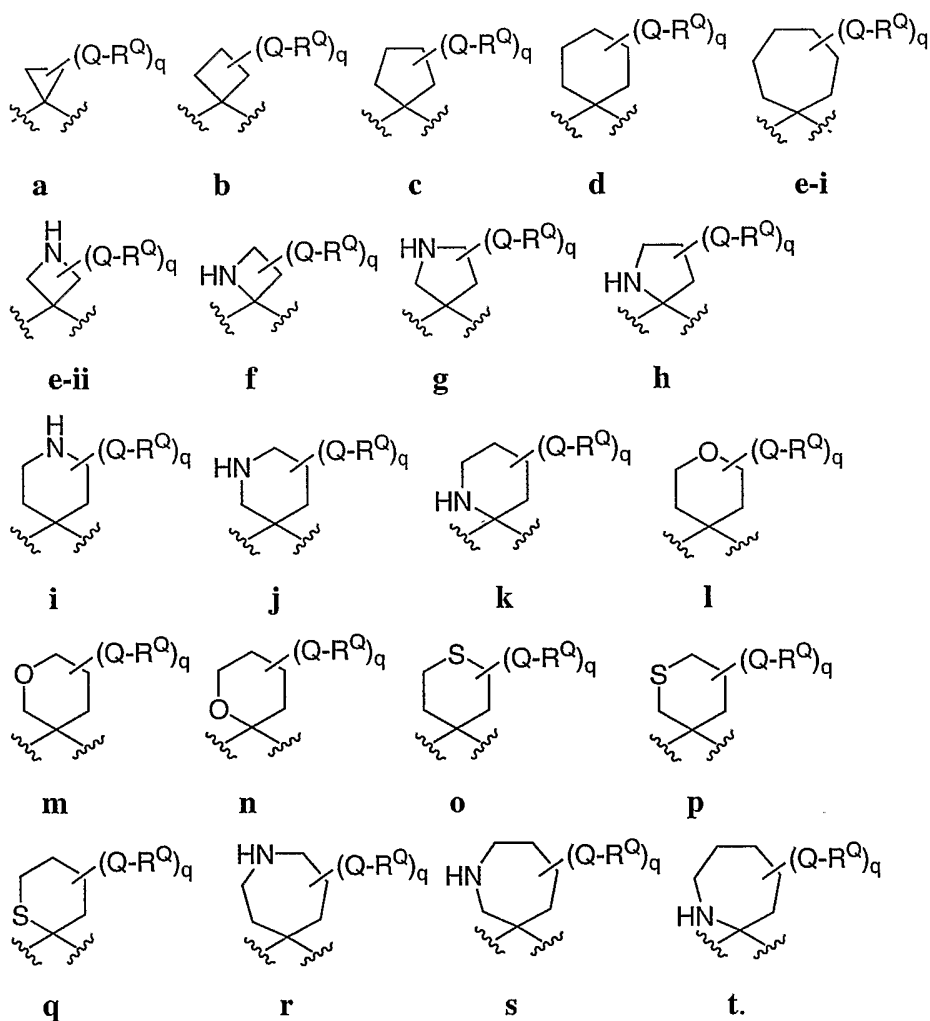
-SCF₃, -F, -Cl, -Br, or -COOR', -COR', -O(CH₂)₂N(R)(R'), -O(CH₂)N(R)(R'), -CON(R)(R'), -(CH₂)₂OR', -(CH₂)OR', optionally substituted phenyl, -N(R)(R'), -(CH₂)₂N(R)(R'), or -(CH₂)N(R)(R').

[0062] In one embodiment of formula I, R is hydrogen. In another embodiment of formula I, R^N is hydrogen.

[0063] In some embodiments, ring A is a 3-7 membered cycloalkyl ring.

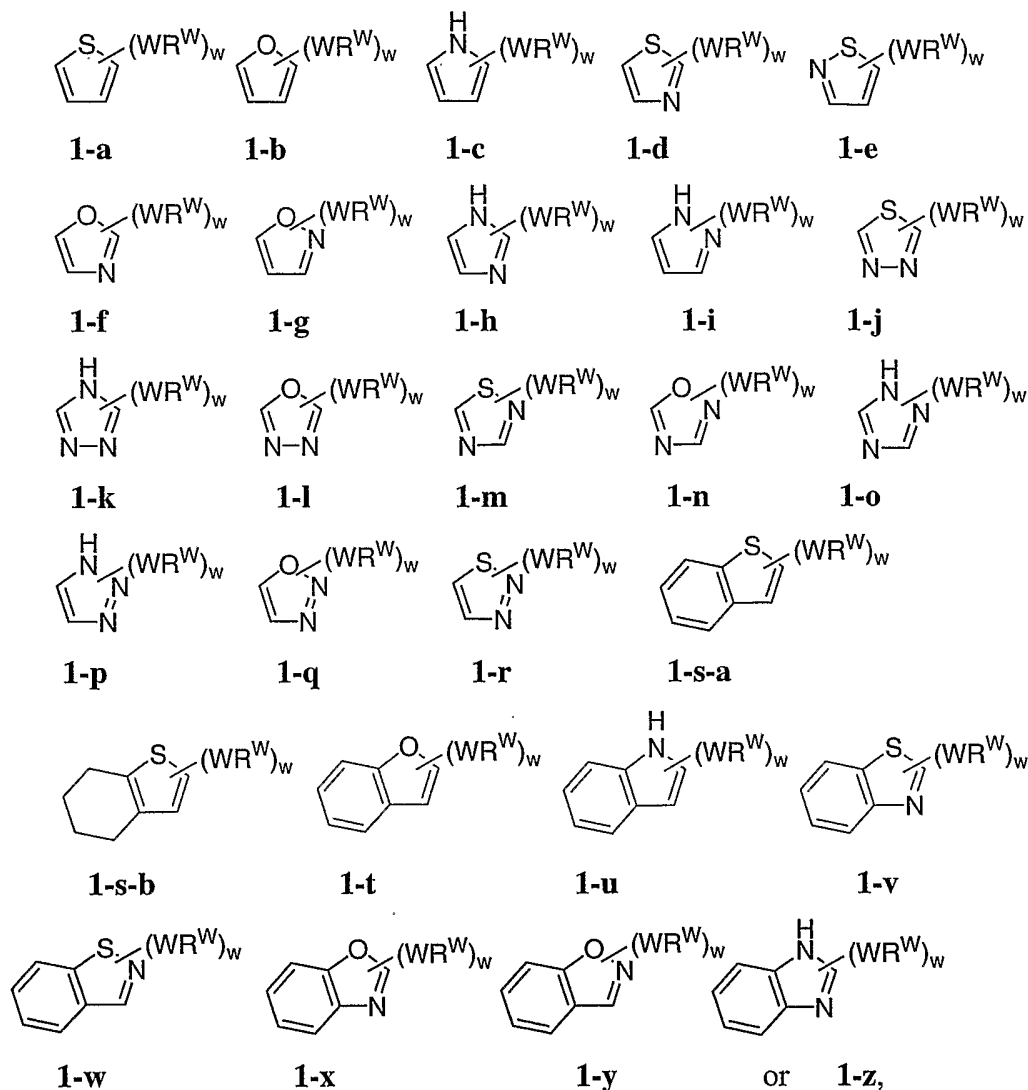
[0064] In other embodiments, ring A is a 3-7 membered ring containing 1 heteroatom selected from O, NR, or S. Or, ring A contains up two heteroatoms selected from O, S, or NR.

[0065] In one embodiment, ring A is selected from:



[0066] In some embodiments, Ht is an optionally substituted 5-membered heteroaromatic ring containing 1-4 heteroatoms selected from O, S, N, or NH, wherein said ring is optionally fused to a phenyl ring.

[0067] In certain embodiments, Ht is selected from one of the following rings:

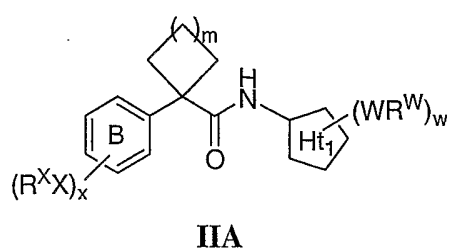


wherein each ring is linked to the remainder of the molecule through a carbon ring atom.

[0068] In some embodiments, ring B is fused to 5-6 membered carbocyclic or heterocyclic, aromatic or non-aromatic ring. In certain embodiments, ring B is fused to a five membered heterocyclic ring.

[0069] In some embodiments, ring B is optionally substituted phenyl.

[0070] According to one embodiment, the present invention provides compounds of formula **IIA**:



wherein:

m is 0-4;

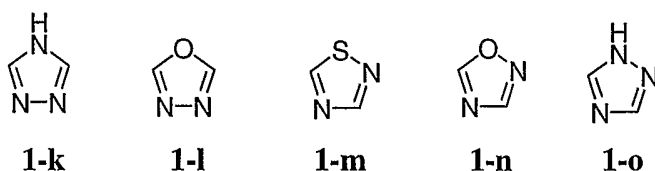
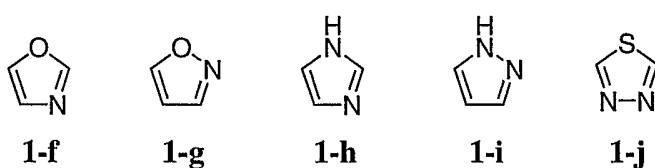
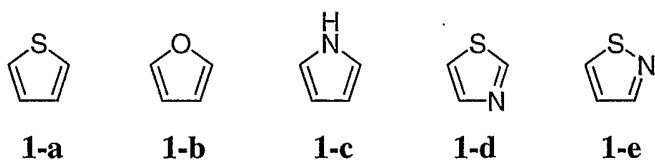
Ht¹ is a 5-membered heteroaromatic ring containing 1-4 heteroatoms selected from O, S, N, or NH, wherein said ring is optionally fused to a phenyl or 6-membered heteroaromatic ring;

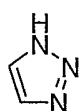
ring B is optionally fused to 5-6 membered carbocyclic or heterocyclic, aromatic or non-aromatic ring;

X, R^X, x, W, R^W, and w are as defined above.

[0071] In some embodiments of formula **IIA**, m is 0. In other embodiments, m is 1. In yet other embodiments, m is 2. Or, m is 3. In certain other embodiments, m is 4.

[0072] In certain embodiments of formula **IIA**, Ht¹ is an optionally substituted ring selected from:





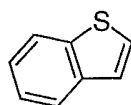
1-p



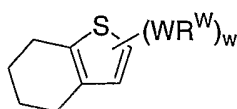
1-q



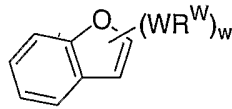
1-r



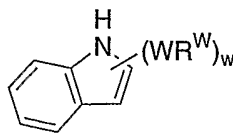
1-s-a



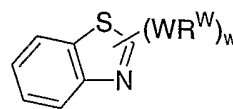
1-s-b



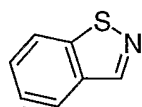
1-t



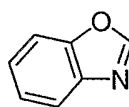
1-u



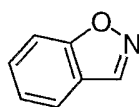
1-v



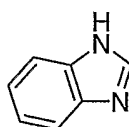
1-w



1-x



1-y



or 1-z,

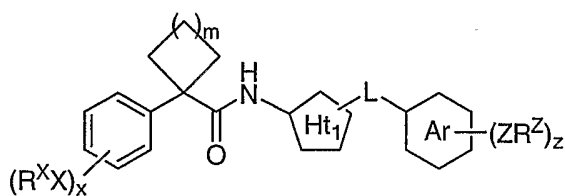
wherein each ring is linked to the remainder of the molecule through a carbon ring atom.

[0073] Preferred Ht¹ include 1-a, 1-d, 1-f, 1-h, 1-i, 1-j, 1-l, 1-s-b, or 1-v rings above.

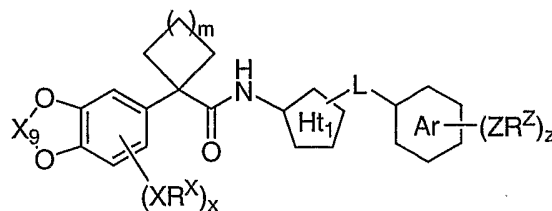
[0074] In certain embodiments of formula **IIA**, ring B is phenyl optionally substituted with up to x occurrences of X-R^X. In other embodiments, ring B is fused with a 5 membered ring, such as, methylenedioxy, imidazolyl, or triazolyl.

[0075] In certain embodiments of formula **IIA**, x is 0-3. Preferably, x is 0-2.

[0076] According to another embodiment, the present invention provides compounds of formula **IIIA** or formula **IIIB**:



IIIA



IIIB

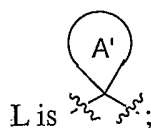
wherein:

m is 0 to 4;

Ar is phenyl or a six-membered heteroaromatic ring;

L is a bond, O, S, SO, SO₂, C(O), NR', C₁₋₄ aliphatic, or CHR^L;

R^L is -OR', -SR', -SOR', -SO₂R', or -N(R')₂; or



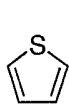
wherein ring A' is a 3-7 membered monocyclic ring having 0-3 heteroatoms selected from O, S, N, or NH, wherein ring A' is optionally substituted with q occurrences of -QR^Q;

R' is as defined above;

X₉ is CH₂ or CF₂;

Ht₁ is a 5-membered heteroaromatic ring containing 1-4 heteroatoms selected from O, S, N, or NH, wherein said ring is optionally fused to a phenyl ring.

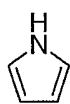
[0077] In certain embodiments of formula **IIIA** or formula **IIIB**, Ht¹ is an optionally substituted ring selected from:



1-a



1-b



1-c



1-d



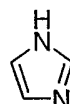
1-e



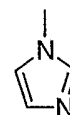
1-f



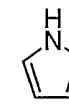
1-g



1-h



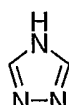
1-h'



1-i



1-j



1-k



1-l



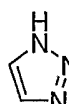
1-m



1-n



1-o



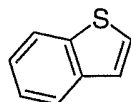
1-p



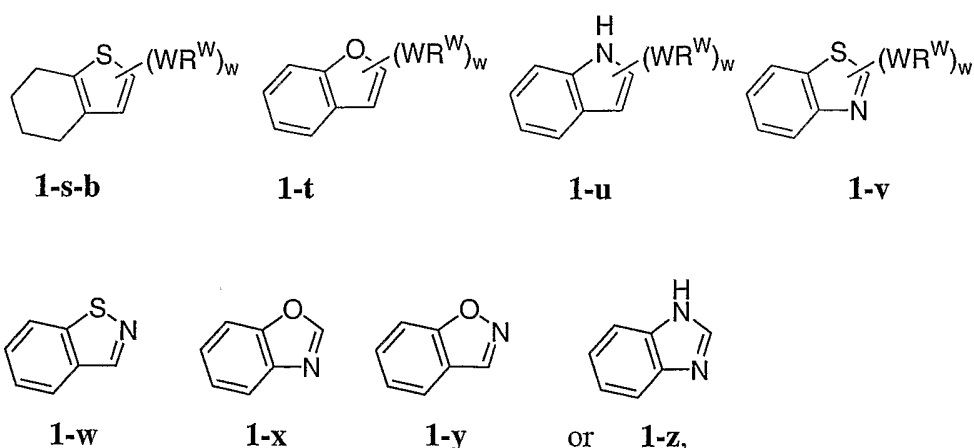
1-q



1-r



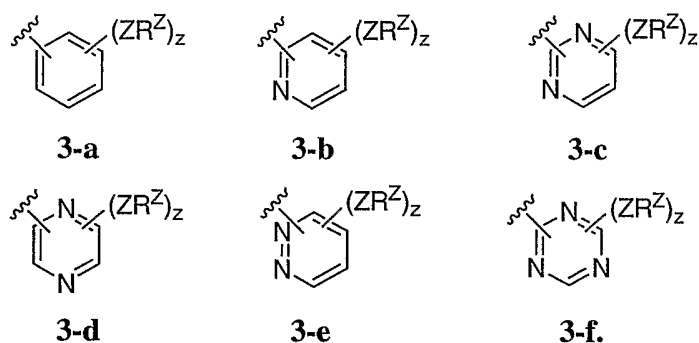
1-s-a



wherein each ring is linked to the remainder of the molecule through a carbon ring atom.

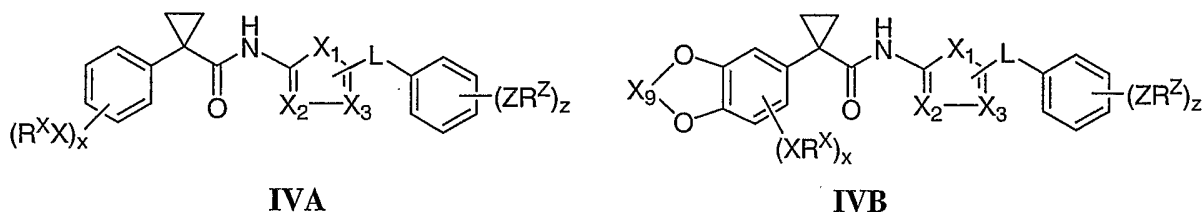
[0078] Preferred Ht¹ in formula **IIIA** or formula **IIIB** include **a, h', d, f, i, j, l, s-b,** and **v** rings above.

[0079] In certain embodiments of formula **IIIA** or formula **IIIB** ring Ar is selected from:



[0080] In certain embodiments of formula **IIIA** or formula **IIIB**, m is 0. In other embodiments thereof, m is 1. In yet other embodiments thereof, m is 2. Or, m is 3. In certain other embodiments thereof, m is 4.

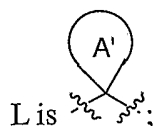
[0081] According to another embodiment, the present invention provides compounds of formula **IVA** or formula **IVB**:



wherein:

L is a bond, O, S, SO, SO₂, C(O), NR', C₁₋₄ aliphatic, or CHR^L;

R^L is $-OR'$, $-SR'$, $-SOR'$, $-SO_2R'$, or $-N(R')_2$; or



wherein ring A' is a 3-7 membered monocyclic ring having 0-3 heteroatoms selected from O, S, N, or NH, wherein ring A' is optionally substituted with q occurrences of $-QR^Q$;

R' is as defined above;

X_9 is CH_2 or CF_2 ;

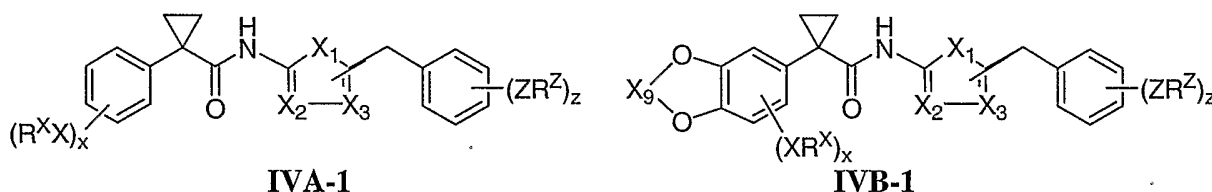
X^1 is O, S, or NR;

R is hydrogen or C_{1-4} aliphatic; and

each of X^2 and X^3 is independently selected from CH or N.

[0082] In another embodiment of formula **IVA** or formula **IVB**, L is C1-C4 alkylidene wherein up to two carbon atoms are optionally replaced by O, S, or NR.

[0083] According to one embodiment of the present invention, L is $-CH_2-$, thus providing compounds of formula **IVA-1** or formula **IVB-1**:



[0084] According to one embodiment of formula **IVA-1** or formula **IVB-1**, X^1 is S, X^2 is N, and X^3 is CH.

[0085] According to another embodiment of formula **IVA-1** or formula **IVB-1**, X^1 is S, X^2 and X^3 both are N.

[0086] According to one embodiment of formula **IVA-1** or formula **IVB-1**, X^1 is S, X^2 is CH, and X^3 is N.

[0087] According to one embodiment of formula **IVA-1** or formula **IVB-1**, X^1 is O, X^2 is N, and X^3 is CH.

[0088] According to another embodiment of formula **IVA-1** or formula **IVB-1**, X^1 is O, X^2 and X^3 both are N.

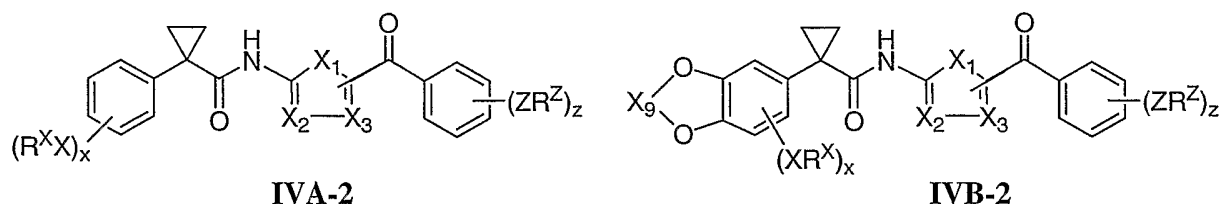
[0089] According to one embodiment of formula **IVA-1** or formula **IVB-1**, X^1 is O, X^2 is CH, and X^3 is N.

[0090] According to one embodiment of formula **IVA-1** or formula **IVB-1**, X^1 is NR, X^2 is N, and X^3 is CH. In one embodiment, R is hydrogen. Or, R is C_{1-4} alkyl.

[0091] According to another embodiment of formula **IVA-1** or formula **IVB-1**, X^1 is NR, X^2 and X^3 both are N. In one embodiment, R is hydrogen. Or, R is C_{1-4} alkyl.

[0092] According to one embodiment of formula **IVA-1** or formula **IVB-1**, X^1 is NR, X^2 is CH, and X^3 is N. In one embodiment, R is hydrogen. Or, R is C_{1-4} alkyl.

[0093] According to one embodiment of the present invention, L is $-C(O)$, thus providing compounds of formula **IVA-2** or formula **IVB-1**:



[0094] According to one embodiment of formula **IVA-2** or formula **IVB-2**, X^1 is S, X^2 is N, and X^3 is CH.

[0095] According to another embodiment of formula **IVA-2** or formula **IVB-2**, X^1 is S, X^2 and X^3 both are N.

[0096] According to one embodiment of formula **IVA-2** or formula **IVB-2**, X^1 is S, X^2 is CH, and X^3 is N.

[0097] According to one embodiment of formula **IVA-2** or formula **IVB-2**, X^1 is O, X^2 is N, and X^3 is CH.

[0098] According to another embodiment of formula **IVA-2** or formula **IVB-2**, X^1 is O, X^2 and X^3 both are N.

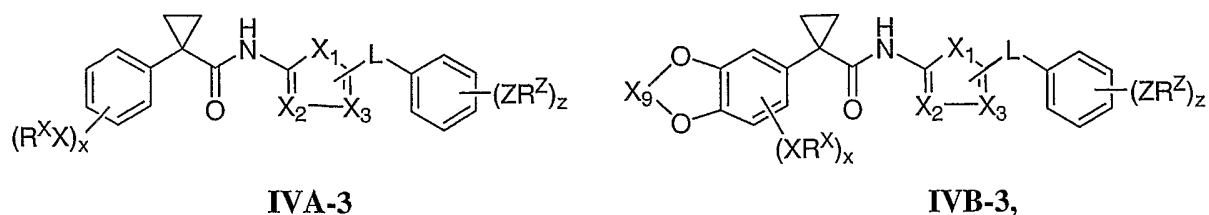
[0099] According to one embodiment of formula **IVA-2** or formula **IVB-2**, X^1 is O, X^2 is CH, and X^3 is N.

[00100] According to one embodiment of formula **IVA-2** or formula **IVB-2**, X^1 is NR, X^2 is N, and X^3 is CH. In one embodiment, R is hydrogen. Or, R is C_{1-4} alkyl.

[00101] According to another embodiment of formula **IVA-2** or formula **IVB-2**, X^1 is NR, X^2 and X^3 both are N. In one embodiment, R is hydrogen. Or, R is C_{1-4} alkyl.

[00102] According to one embodiment of formula **IVA-2** or formula **IVB-2**, X^1 is NR, X^2 is CH, and X^3 is N. In one embodiment, R is hydrogen. Or, R is C_{1-4} alkyl.

[00103] According to another embodiment, L is S, SO, or SO₂, thus providing compounds of formula **IVA-3** or formula **IVB-3**:



wherein L is S, SO, or SO₂.

[00104] According to one embodiment of formula **IVA-3** or formula **IVB-3**, X¹ is S, X² is N, and X³ is CH.

[00105] According to another embodiment of formula **IVA-3** or formula **IVB-3**, X¹ is S, X² and X³ both are N.

[00106] According to one embodiment of formula **IVA-3** or formula **IVB-3**, X¹ is S, X² is CH, and X³ is N.

[00107] According to one embodiment of formula **IVA-3** or formula **IVB-3**, X¹ is O, X² is N, and X³ is CH.

[00108] According to another embodiment of formula **IVA-3** or formula **IVB-3**, X¹ is O, X² and X³ both are N.

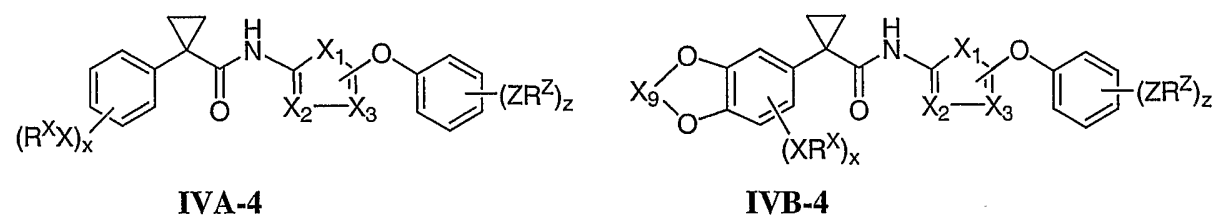
[00109] According to one embodiment of formula **IVA-3** or formula **IVB-3**, X¹ is O, X² is CH, and X³ is N.

[00110] According to one embodiment of formula **IVA-3** or formula **IVB-3**, X¹ is NR, X² is N, and X³ is CH. In one embodiment, R is hydrogen. Or, R is C₁₋₄ alkyl.

[00111] According to another embodiment of formula **IVA-3** or formula **IVB-3**, X¹ is NR, X² and X³ both are N. In one embodiment, R is hydrogen. Or, R is C₁₋₄ alkyl.

[00112] According to one embodiment of formula **IVA-3** or formula **IVB-3**, X¹ is NR, X² is CH, and X³ is N. In one embodiment, R is hydrogen. Or, R is C₁₋₄ alkyl.

[00113] According to another embodiment, L is O, thus providing compounds of formula **IVA-4** or formula **IVD-4**:



[00114] According to one embodiment of formula **IVA-4** or formula **IVB-4**, X^1 is S, X^2 is N, and X^3 is CH.

[00115] According to another embodiment of formula **IVA-4** or formula **IVB-4**, X^1 is S, X^2 and X^3 both are N.

[00116] According to one embodiment of formula **IVA-4** or formula **IVB-4**, X^1 is S, X^2 is CH, and X^3 is N.

[00117] According to one embodiment of formula **IVA-4** or formula **IVB-4**, X^1 is O, X^2 is N, and X^3 is CH.

[00118] According to another embodiment of formula **IVA-4** or formula **IVB-4**, X^1 is O, X^2 and X^3 both are N.

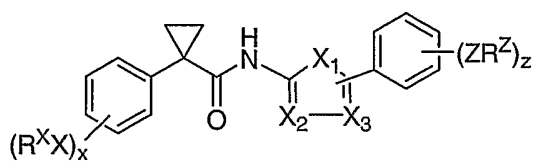
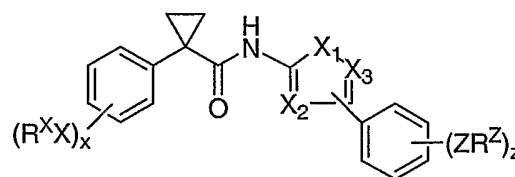
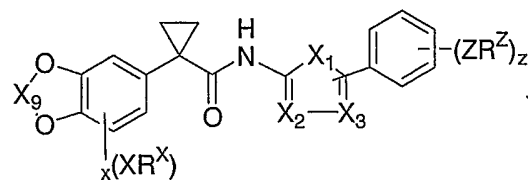
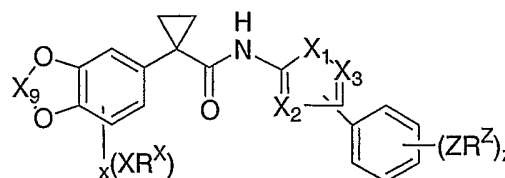
[00119] According to one embodiment of formula **IVA-4** or formula **IVB-4**, X^1 is O, X^2 is CH, and X^3 is N.

[00120] According to one embodiment of formula **IVA-4** or formula **IVB-4**, X^1 is NR, X^2 is N, and X^3 is CH. In one embodiment, R is hydrogen. Or, R is C_{1-4} alkyl.

[00121] According to another embodiment of formula **IVA-4** or formula **IVB-4**, X^1 is NR, X^2 and X^3 both are N. In one embodiment, R is hydrogen. Or, R is C_{1-4} alkyl.

[00122] According to one embodiment of formula **IVA-4** or formula **IVB-4**, X^1 is NR, X^2 is CH, and X^3 is N. In one embodiment, R is hydrogen. Or, R is C_{1-4} alkyl.

[00123] According to another embodiment, L is a bond, thus providing compounds of formula **IVA-5** or formula **IVA-6**:

**IVA-5****IVA-6****IVB-5****IVB-6**

[00124] According to one embodiment of formula **IVA-5** or **IVB-5**, X^1 is S, X^2 is N, and X^3 is CH.

[00125] According to another embodiment of formula **IVA-5** or **IVB-5**, X^1 is S, X^2 and X^3 both are N.

[00126] According to one embodiment of formula **IVA-5** or **IVB-5**, X^1 is S, X^2 is CH, and X^3 is N.

[00127] According to one embodiment of formula **IVA-5** or **IVB-5**, X^1 is O, X^2 is N, and X^3 is CH.

[00128] According to another embodiment of formula **IVA-5** or **IVB-5**, X^1 is O, X^2 and X^3 both are N

[00129] According to one embodiment of formula **IVA-5** or **IVB-5**, X^1 is O, X^2 is CH, and X^3 is N.

[00130] According to one embodiment of formula **IVA-5** or **IVB-5**, X^1 is NR, X^2 is N, and X^3 is CH. In one embodiment, R is hydrogen. Or, R is C_{1-4} alkyl.

[00131] According to another embodiment of formula **IVA-5** or **IVB-5**, X^1 is NR, X^2 and X^3 both are N. In one embodiment, R is hydrogen. Or, R is C_{1-4} alkyl.

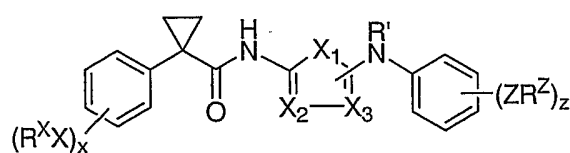
[00132] According to one embodiment of formula **IVA-5** or **IVB-5**, X^1 is NR, X^2 is CH, and X^3 is N. In one embodiment, R is hydrogen. Or, R is C_{1-4} alkyl.

[00133] According to one embodiment of formula **IVA-6** or **IVB-6**, X^1 is S, X^2 is N, and X^3 is CH.

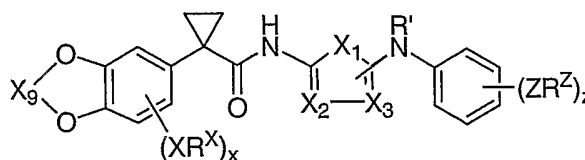
[00134] According to one embodiment of formula **IVA-6** or **IVB-6**, X^1 is O, X^2 is N, and X^3 is CH.

[00135] According to one embodiment of formula **IVA-6** or **IVB-6**, X^1 is O, X^2 is CH, and X^3 is N.

[00136] According to another embodiment, L is $-NR^1-$, thus providing compounds of formula **IVA-7** or formula **IVB-7**:



IVA-7



IVB-7;

wherein:

R' is hydrogen or R^D;

R^D is C₁₋₆ aliphatic optionally substituted with -OH, -O(C₁₋₄aliphatic), -S(C₁₋₄aliphatic), -CF₃, -OCF₃, -SCF₃, halo, NH₂, NHR, N(R)₂, C(O)OH, C(O)O(C₁₋₄aliphatic), NHC(O)(C₁₋₄aliphatic), or a 3-7 membered heterocyclic ring containing up to 4 heteroatoms selected from O, N, or S, wherein said ring is optionally substituted with up to 2 substituents selected from oxo or (C₁₋₄aliphatic)_p-Y;

p is 0 or 1;

Y is halo, CN, NO₂, CF₃, OCF₃, OR, SR, NH₂, NHR, N(R)₂, COOH, or COOR;

R is hydrogen or C₁₋₄ aliphatic;

[00137] According to one embodiment of formula **IVA-7** or formula **IVB-7**, X¹ is S, X² is N, and X³ is CH.

[00138] According to another embodiment of formula **IVA-7** or formula **IVB-7**, X¹ is S, X² and X³ both are N.

[00139] According to one embodiment of formula **IVA-7** or formula **IVB-7**, X¹ is S, X² is CH, and X³ is N.

[00140] According to one embodiment of formula **IVA-7** or formula **IVB-7**, X¹ is O, X² is N, and X³ is CH.

[00141] According to another embodiment of formula **IVA-7** or formula **IVB-7**, X¹ is O, X² and X³ both are N.

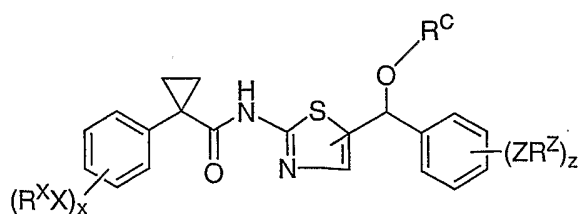
[00142] According to one embodiment of formula **IVA-7** or formula **IVB-7**, X¹ is O, X² is CH, and X³ is N.

[00143] According to one embodiment of formula **IVA-7** or formula **IVB-7**, X¹ is NR, X² is N, and X³ is CH. In one embodiment, R is hydrogen. Or, R is C₁₋₄ alkyl.

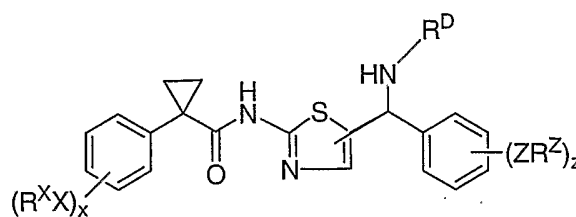
[00144] According to another embodiment of formula **IVA-7** or formula **IVB-7**, X¹ is NR, X² and X³ both are N. In one embodiment, R is hydrogen. Or, R is C₁₋₄ alkyl.

[00145] According to one embodiment of formula **IVA-7** or formula **IVB-7**, X¹ is NR, X² is CH, and X³ is N. In one embodiment, R is hydrogen. Or, R is C₁₋₄ alkyl.

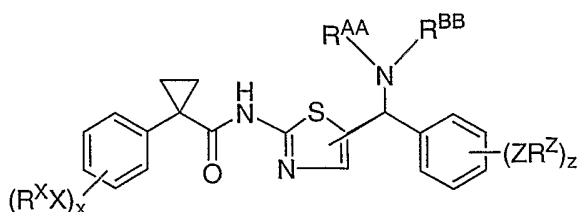
[00146] According to another embodiment, the present invention provides compounds of formula **VA-1**, formula **VA-2**, formula **VA-3**, or formula **VA-4**:



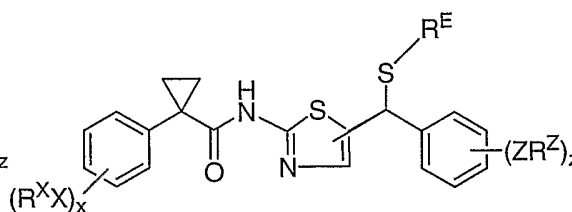
VA-1



VA-2



VA-3



VA-4

wherein:

each of R^{AA} , R^{BB} , R^C , R^D , and R^E is independently hydrogen or C_{1-6} aliphatic optionally substituted with $-OH$, $-O(C_{1-4}aliphatic)$, $-S(C_{1-4}aliphatic)$, $-CF_3$, $-OCF_3$, $-SCF_3$, halo, NH_2 , NHR , $N(R)_2$, $C(O)OH$, $C(O)O(C_{1-4}aliphatic)$, $NHC(O)(C_{1-4}aliphatic)$, or a 3-7 membered heterocyclic ring containing up to 4 heteroatoms selected from O, N, or S, wherein said ring is optionally substituted with up to 2 substituents selected from oxo or $(C_{1-4}aliphatic)_p-Y$;

p is 0 or 1;

Y is halo, CN, NO_2 , CF_3 , OCF_3 , OR, SR, NH_2 , NHR , $N(R)_2$, COOH, or COOR;

R is hydrogen or C_{1-4} aliphatic;

R^{AA} and R^{BB} , taken together with the nitrogen atom, is a 3-7 membered heterocyclic ring containing up to 4 heteroatoms selected from O, N, or S, wherein said ring is optionally substituted with up to 2 substituents selected from oxo or $(C_{1-4}aliphatic)_p-Y$;

p is 0 or 1;

Y is halo, CN, NO_2 , CF_3 , OCF_3 , OR, SR, NH_2 , NHR , $N(R)_2$, COOH, or COOR; and

R is hydrogen or C_{1-4} aliphatic.

[00147] In certain embodiments, R^C is C_{1-4} alkylidene optionally substituted with up to two substituents selected from $-OH$, $-O(C_{1-4}alkyl)$, $NH(C_{1-4}alkyl)$, or $N(C_{1-4}alkyl)_2$. In other embodiments, R^C is C_{1-4} alkylidene optionally substituted with 5-6 membered heterocyclic ring containing up to 2 heteroatoms selected from O, N, or S, wherein said ring is

optionally substituted with up to 2 substituents selected from oxo, (C₁₋₄ aliphatic), (C₁₋₄ aliphatic)-Y, wherein Y is halo, -OH, or -O(C₁₋₄ alkyl).

[00148] Preferred embodiments of R^C in the present invention include hydrogen, methoxy, ethoxy, -(CH₂)₂-(4-hydroxy-1-piperidyl), -(CH₂)₃-(4-hydroxy-1-piperidyl), -(CH₂)₄-(4-hydroxy-1-piperidyl), ethylmethylamino-ethyl, 2-hydroxyethyl, 3-hydroxypropyl, 4-hydroxybutyl, 2-methoxyethyl, isopropyl, (2-methoxymethyl-1-pyrrolidinyl)ethyl, tetrahydrofuran-2-ylmethyl, tetrahydrofuran-3-ylmethyl, (pyrrolidin-2-one-5-yl)methyl, (pyrrolidin-1-yl)ethyl, dimethylaminoethyl, 1-piperidylethyl, allyl, n-propyl, diisopropylaminoethyl, and (N-morpholino)ethyl.

[00149] In one embodiment of formula VA-1:

- a. z is 0-2 and ZR^Z together is selected from halo, OMe, OEt, CN, C(O)NH₂, Me, Et, NH₂, COOH, SO₂Me, N(Me)₂, or N(Et)₂;
- b. x is 0-2 and XR^X together is selected from halo, OMe, OEt, CN, C(O)NH₂, Me, Et, NH₂, COOH, SO₂Me, N(Me)₂, N(Et)₂, OCF₃, or SMe; and
- c. R^C is hydrogen, -(CH₂)₂-(4-hydroxy-1-piperidyl), -(CH₂)₃-(4-hydroxy-1-piperidyl), -(CH₂)₄-(4-hydroxy-1-piperidyl), (ethylmethylamino)ethyl, 2-hydroxyethyl, 3-hydroxypropyl, 4-hydroxybutyl, 2-methoxyethyl, isopropyl, (2-methoxymethyl-1-pyrrolidinyl)ethyl, tetrahydrofuran-2-ylmethyl, tetrahydrofuran-3-ylmethyl, (pyrrolidin-2-one-5-yl)methyl, (pyrrolidin-1-yl)ethyl, dimethylaminoethyl, 1-piperidylethyl, allyl, n-propyl, diisopropylaminoethyl, or (N-morpholino)ethyl.

[00150] In certain embodiments, R^D is C₁₋₄ alkylidene optionally substituted with -OH, -O(C₁₋₄alkyl), NH(C₁₋₄ alkyl), or N(C₁₋₄ alkyl)₂. In other embodiments, R^D is C₁₋₄ alkylidene optionally substituted with 5-6 membered heterocyclic ring containing up to 2 heteroatoms selected from O, N, or S, wherein said ring is optionally substituted with up to 2 substituents selected from oxo, (C₁₋₄ aliphatic), (C₁₋₄ aliphatic)-Y, wherein Y is halo, -OH, or -O(C₁₋₄ alkyl).

[00151] Preferred embodiments of R^D include (N-morpholino)ethyl, (N-morpholino)propyl, dimethylaminoethyl, or (N-piperidyl)ethyl.

[00152] In one embodiment of formula VA-2:

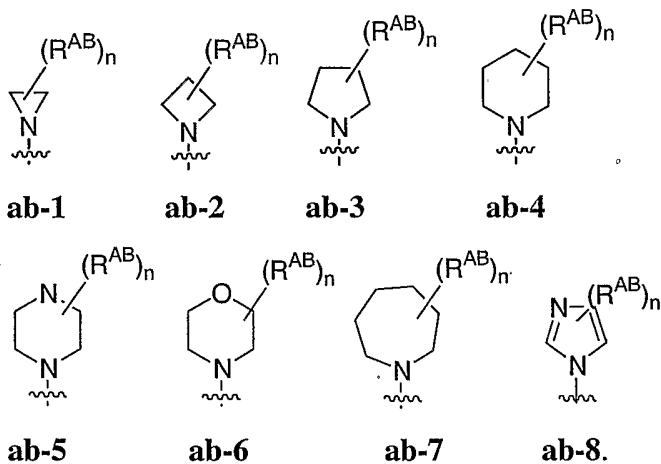
- a. z is 0-2 and ZR^Z together is selected from halo, OMe, OEt, CN, C(O)NH₂, Me, Et, NH₂, COOH, SO₂Me, N(Me)₂, or N(Et)₂;

- b. x is 0-2 and XR^X together is selected from halo, OMe, OEt, CN, $C(O)NH_2$, Me, Et, NH_2 , $COOH$, SO_2Me , $N(Me)_2$, $N(Et)_2$, OCF_3 , or SMe ; and
- c. R^D is (N-morpholino)ethyl, (N-morpholino)propyl, dimethylaminoethyl, or (N-piperidyl)ethyl.

[00153] In certain embodiments of formula VA-3, each of R^{AA} and R^{BB} is independently C_{1-4} alkylidene optionally substituted with up to two substituents selected from $-OH$, $-O(C_{1-4}alkyl)$, $NH(C_{1-4}alkyl)$, or $N(C_{1-4}alkyl)_2$. In other embodiments, R^{AA} and R^{BB} is C_{1-4} alkylidene optionally substituted with 5-6 membered heterocyclic ring containing up to 2 heteroatoms selected from O, N, or S, wherein said ring is optionally substituted with up to 2 substituents selected from oxo, $(C_{1-4}aliphatic)$, $(C_{1-4}aliphatic)-Y$, wherein Y is halo, $-OH$, or $-O(C_{1-4}alkyl)$.

[00154] Preferred R^{AA} and R^{BB} include Me, Et, propyl, butyl, allyl, hydroxyethyl, dihydroxypropyl, or diisopropylaminoethyl.

[00155] In certain embodiments, R^{AA} and R^{BB} , taken together with the nitrogen atom, is selected from:

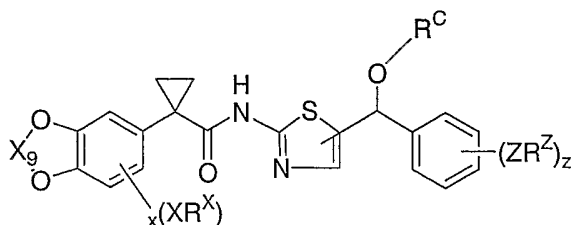


[00156] Preferred R^{AB} include methoxymethyl, methoxyethyl, allyl, methyl, $-OH$, hydroxymethyl, hydroxyethyl, ethylenedioxy, $COOH$, $CONH_2$, or $C(O)CH_3$.

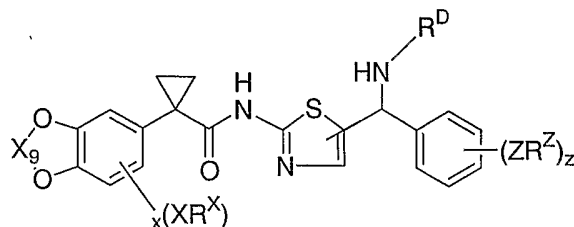
[00157] According to one embodiment of formula VA-4, R^E is independently hydrogen or C_{1-6} aliphatic optionally substituted with $-OH$, $-O(C_{1-4}aliphatic)$, $-S(C_{1-4}aliphatic)$, $-CF_3$, $-OCF_3$, $-SCF_3$, halo, NH_2 , NHR , $N(R)_2$, $C(O)OH$, $C(O)O(C_{1-4}aliphatic)$, or $NHC(O)(C_{1-4}aliphatic)$. Preferred embodiments of R^E include $-(CH_2)_2OH$, $-(CH_2)_3OH$, $-(CH_2)_4OH$, $-$

$(\text{CH}_2)_2\text{NH}_2$, $-(\text{CH}_2)_2\text{NMe}_2$, $-(\text{CH}_2)_2\text{NEt}_2$, $-(\text{CH}_2)_2\text{NHC(O)Me}$, $-(\text{CH}_2)_2\text{COOH}$, $-(\text{CH}_2)_2\text{COOH}$, $-(\text{CH}_2)\text{COOMe}$, $-(\text{CH}_2)\text{CH}(\text{NH}_2)\text{COOH}$, or $-(\text{CH}_2)_2\text{CH}(\text{NH}_2)\text{COOH}$.

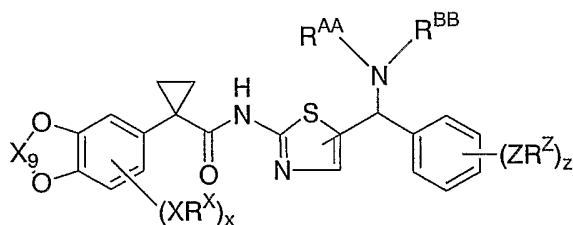
[00158] According to another embodiment, the present invention provides compounds of formula VB-1, formula VB-2, formula VB-3, of formula VB-4:



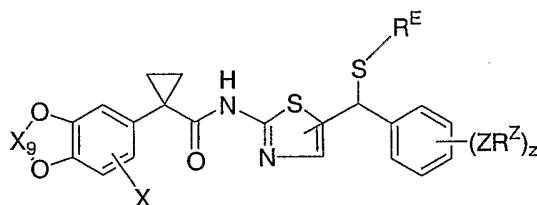
VB-1



VB-2



VB-3



VB-4

wherein:

each of R^{AA} , R^{BB} , R^{C} , R^{D} and R^{E} is independently hydrogen or C_{1-6} aliphatic optionally substituted with $-\text{O}(\text{C}_{1-4}\text{aliphatic})$, $-\text{CF}_3$, $-\text{OCF}_3$, $-\text{SCF}_3$, halo, NH_2 , NHR , $\text{N}(\text{R})_2$, or a 3-7 membered heterocyclic ring containing up to 4 heteroatoms selected from O, N, or S, wherein said ring is optionally substituted with up to 2 substituents selected from oxo or $(\text{C}_{1-4}\text{aliphatic})_p\text{-Y}$;

p is 0 or 1;

Y is halo, CN, NO_2 , CF_3 , OCF_3 , OR, SR, NH_2 , NHR , $\text{N}(\text{R})_2$, COOH, or COOR;

R is hydrogen or C_{1-4} aliphatic;

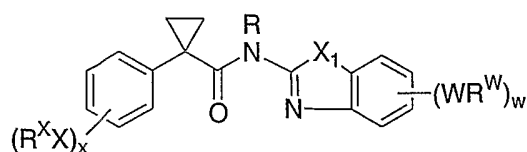
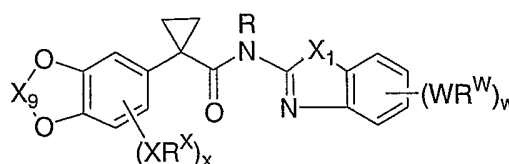
R^{AA} and R^{BB} , taken together with the nitrogen atom, is a 3-7 membered heterocyclic ring containing up to 4 heteroatoms selected from O, N, or S, wherein said ring is optionally substituted with up to 2 substituents selected from oxo or $(\text{C}_{1-4}\text{aliphatic})_p\text{-Y}$;

p is 0 or 1;

Y is halo, CN, NO_2 , CF_3 , OCF_3 , OR, SR, NH_2 , NHR , $\text{N}(\text{R})_2$, COOH, or COOR; and

R is hydrogen or C_{1-4} aliphatic.

[00159] According to another embodiment, the present invention provides compounds of formula **VIA** or formula **VIB**:

**VIA****VIB**

wherein:

X^1 is O, S, or NR;

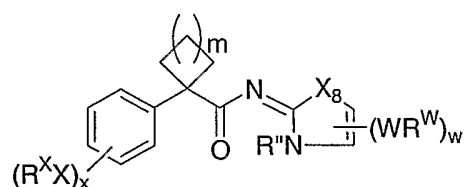
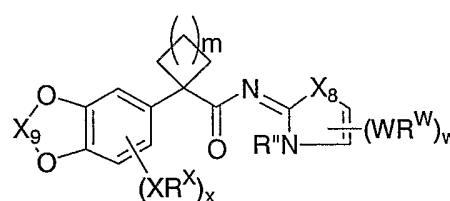
R is hydrogen or C_{1-4} alkyl; and

X_9 is CH_2 or CF_2 .

[00160] According to one embodiment of formula **VIA**, X^1 is S. Or, X^1 is O. Or, X^1 is NR. In one embodiment, R is hydrogen. Or, R is C_{1-4} alkyl.

[00161] According to one embodiment of formula **VIB**, X^1 is S. Or, X^1 is O. Or, X^1 is NR. In one embodiment, R is hydrogen. Or, R is C_{1-4} alkyl.

[00162] According to another embodiment, the present invention provides compounds of formula **VIIA** or formula **VIIIB**:

**VIIA****VIIIB**

wherein:

m is 0-4;

X_8 is O or S;

X_9 is CH_2 or CF_2 ; and

R'' is C_{1-4} alkyl optionally substituted with $NH(C_{1-4}$ alkyl), $N(C_{1-4}$ alkyl) $_2$, or $C(O)O-(C_{1-4}$ alkyl).

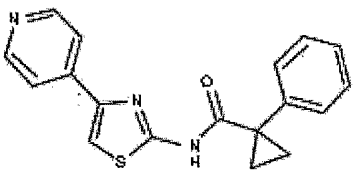
[00163] In certain embodiments of formula **VIIA** or formula **VIIIB**, m is 0. Or, m is 2 or 3.

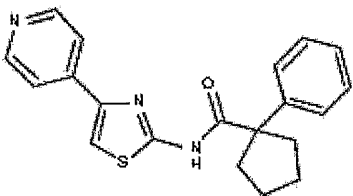
[00164] In certain embodiments of formula **VIIA** or formula **VIIIB**, R'' is methyl, $CH_2-C(O)OMe$, or $CH_2CH_2-N(Et)_2$.

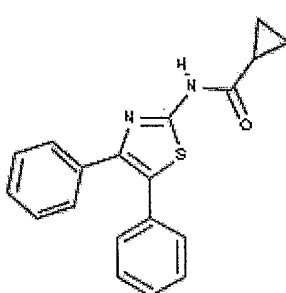
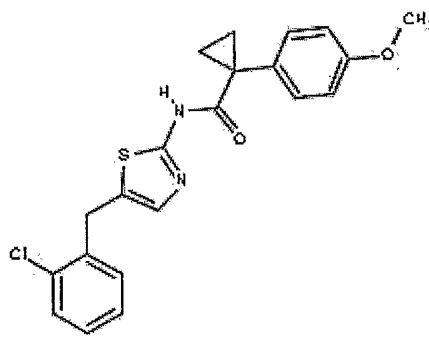
[00165] In certain embodiments of formula VIIA or formula VIIB, X₈ is S. Or, X₈ is O.

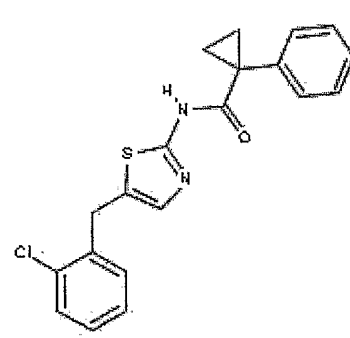
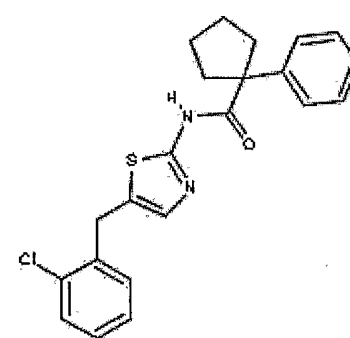
[00166] Exemplary compounds of the present invention are recited in below in Table 1.

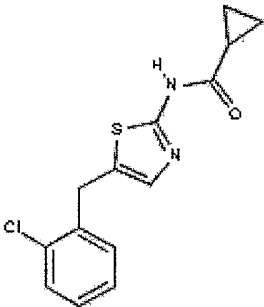
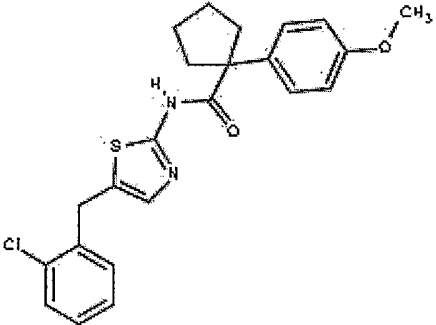
[00167] Table 1

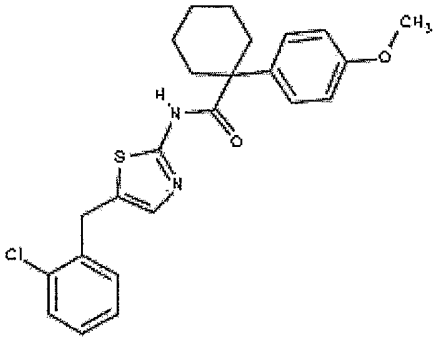
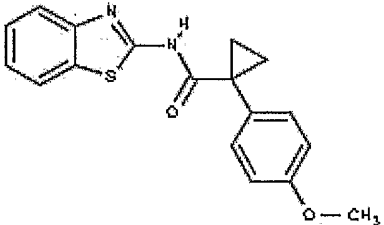
Cmpd #	Compound
1	

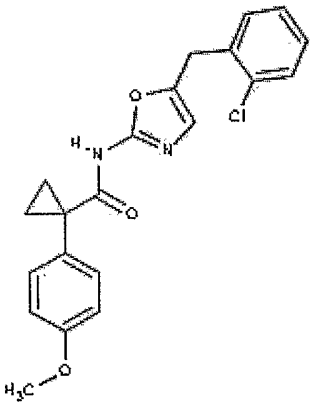
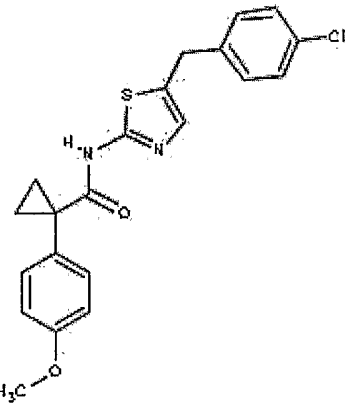
Cmpd #	Compound
2	

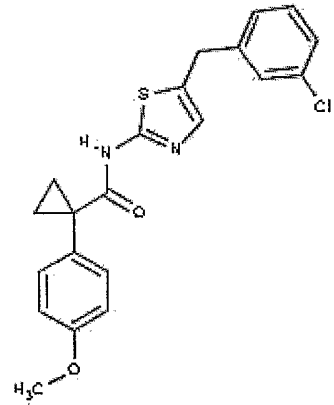
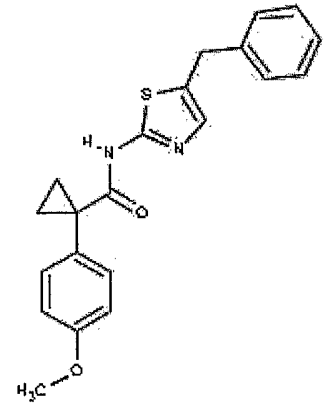
Cmpd #	Compound
3	
4	

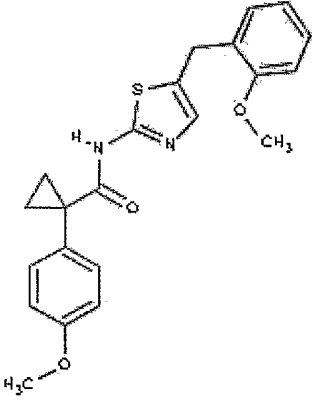
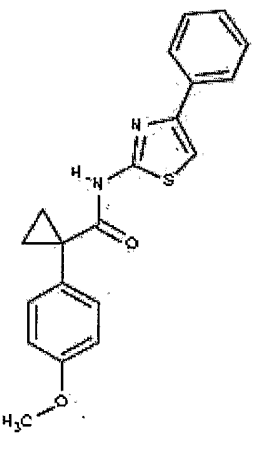
Cmpd #	Compound
5	
6	

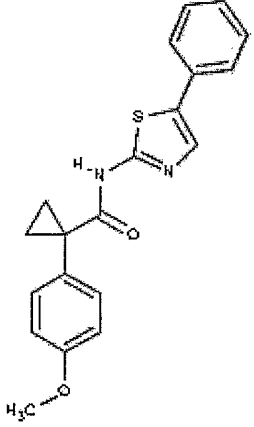
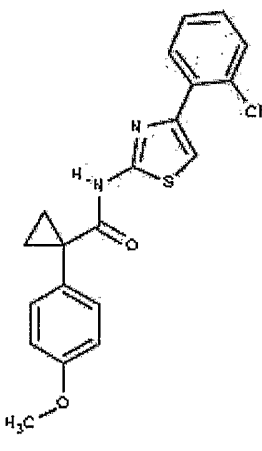
Cmpd #	Compound
7	
8	

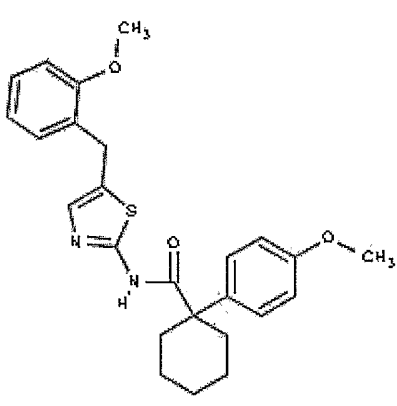
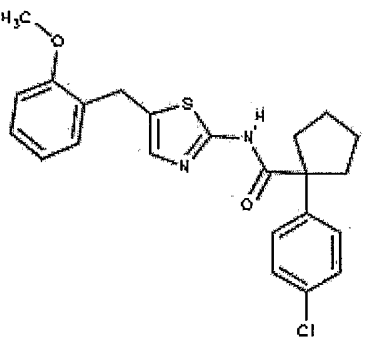
Cmpd #	Compound
9	
10	

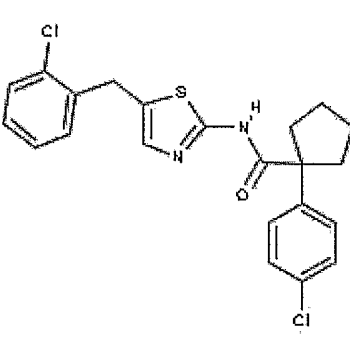
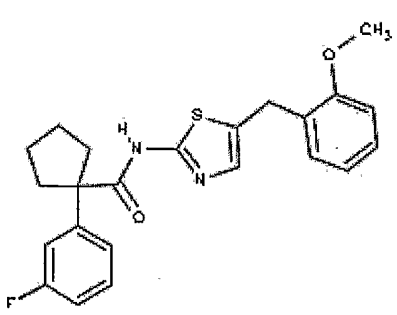
Cmpd #	Compound
11	 <chem>COC1=CC=C(C=C1)C2(CCC2)C(=O)Nc3nc(Cc4ccc(Cl)cc4)oc3</chem>
12	 <chem>COC1=CC=C(C=C1)C2(CCC2)C(=O)Nc3sc(Cc4ccc(Cl)cc4)nc3</chem>

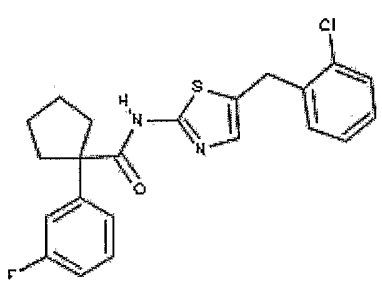
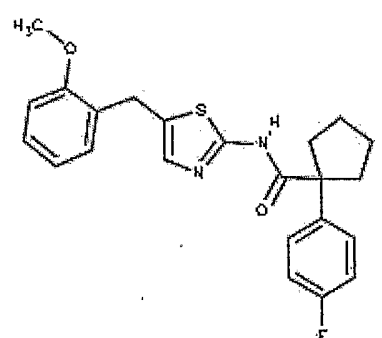
Cmpd #	Compound
13	 <chem>COC1=CC=C(C=C1)C2(CCC2)C(=O)Nc3sc(Cc4cccc(Cl)c4)nc3</chem>
14	 <chem>COC1=CC=C(C=C1)C2(CCC2)C(=O)Nc3sc(Cc4ccccc4)nc3</chem>

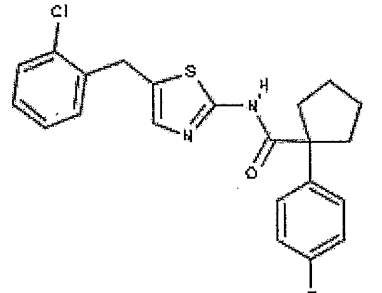
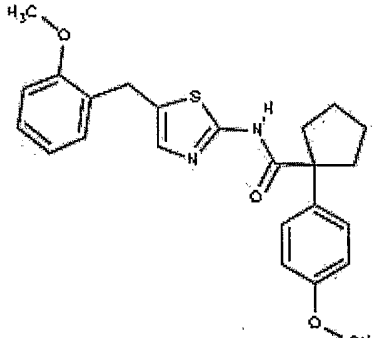
Cmpd #	Compound
15	
16	

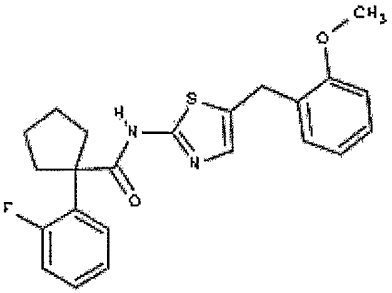
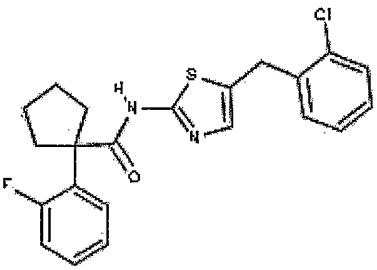
Cmpd #	Compound
17	
18	

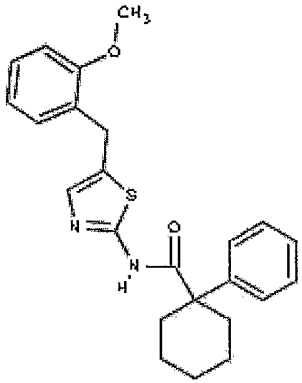
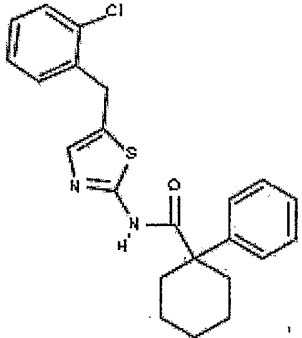
Cmpd #	Compound
19	
20	

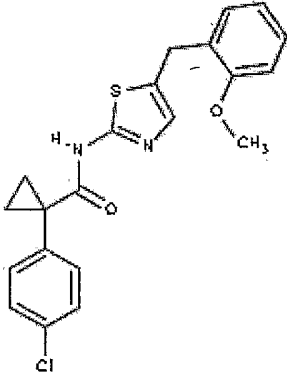
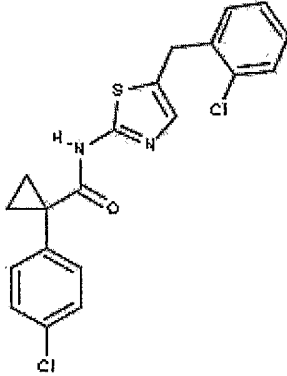
Cmpd #	Compound
21	
22	

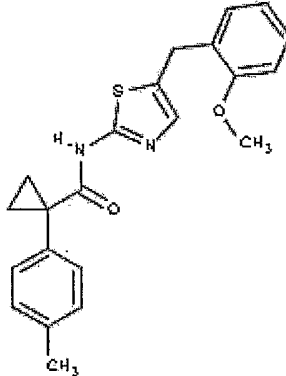
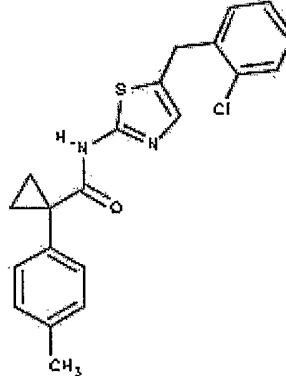
Cmpd #	Compound
23	
24	

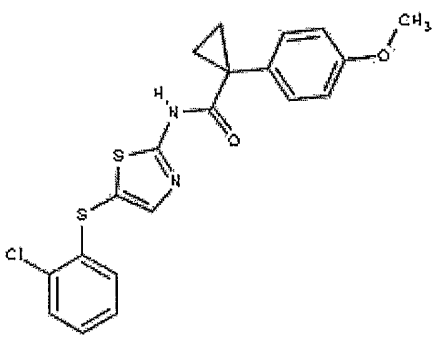
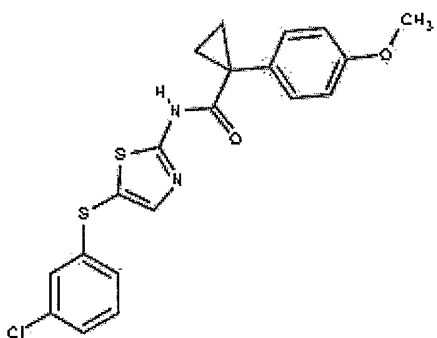
Cmpd #	Compound
25	
26	

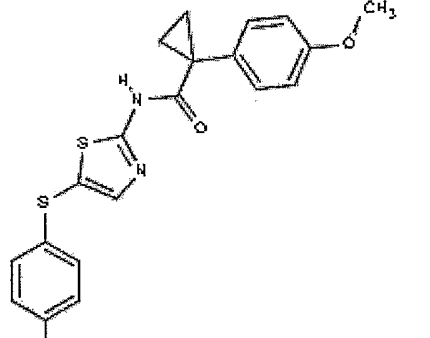
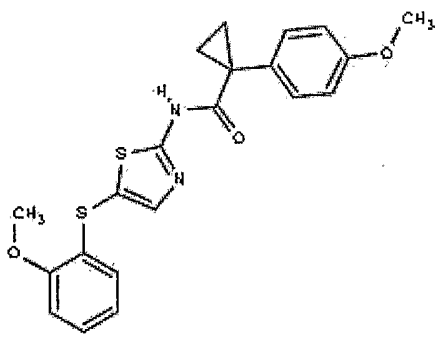
Cmpd #	Compound
27	
28	

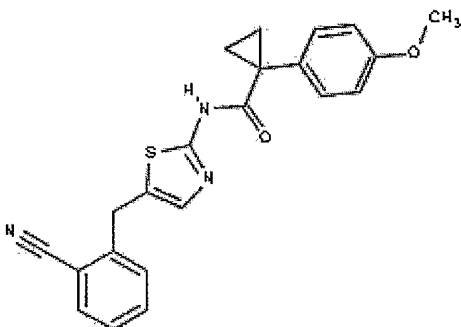
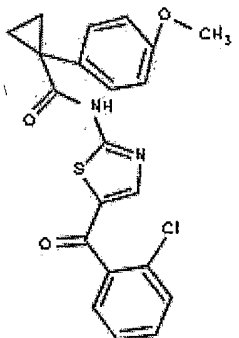
Cmpd #	Compound
29	
30	

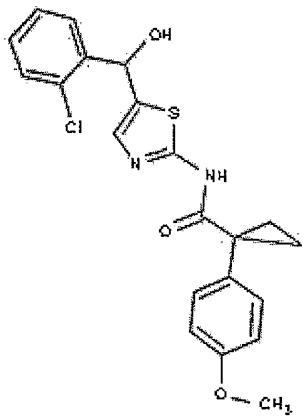
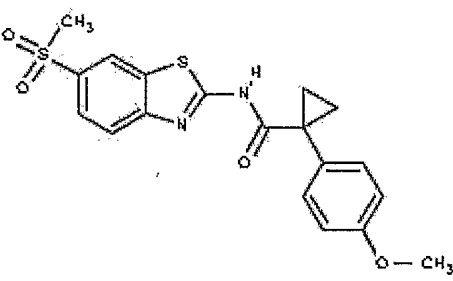
Cmpd #	Compound
31	
32	

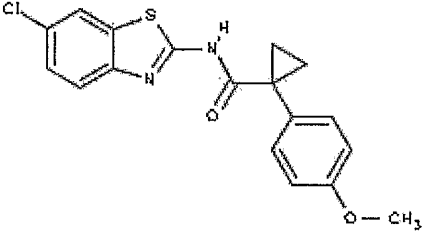
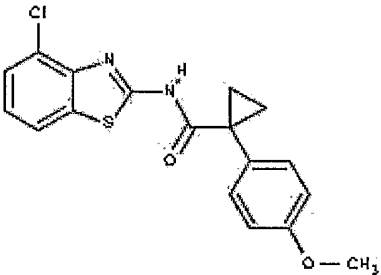
Cmpd #	Compound
33	
34	

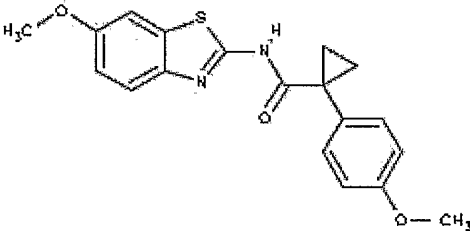
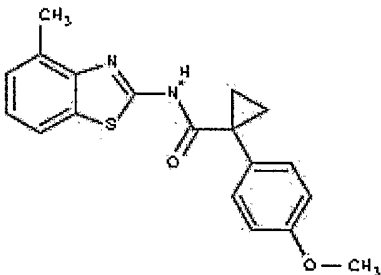
Cmpd #	Compound
35	
36	

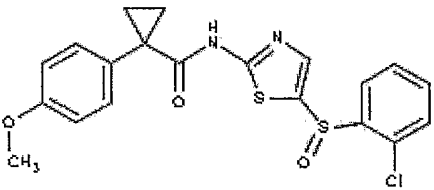
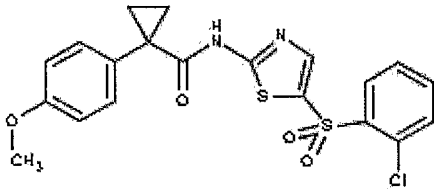
Cmpd #	Compound
37	
38	

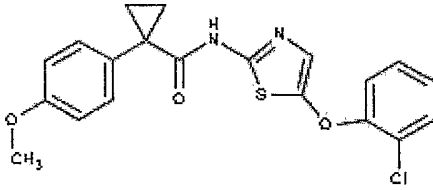
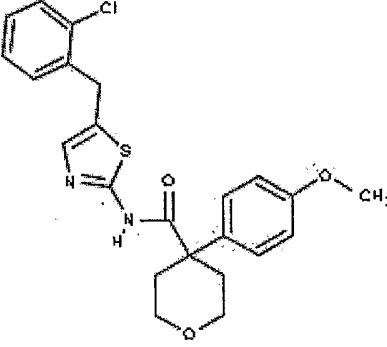
Cmpd #	Compound
42	
43	

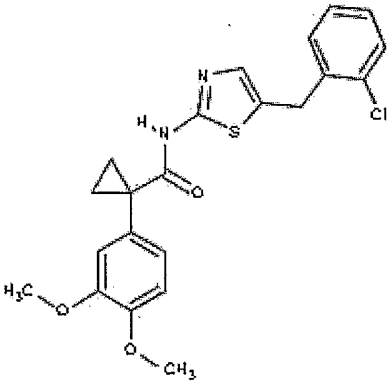
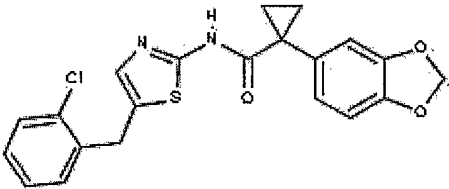
Cmpd #	Compound
44	
45	

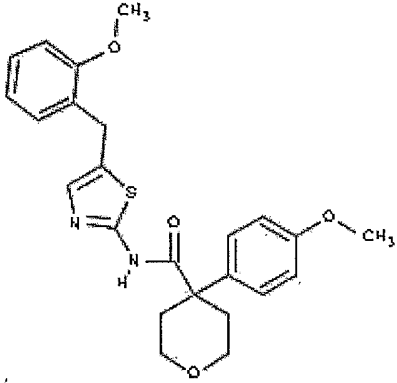
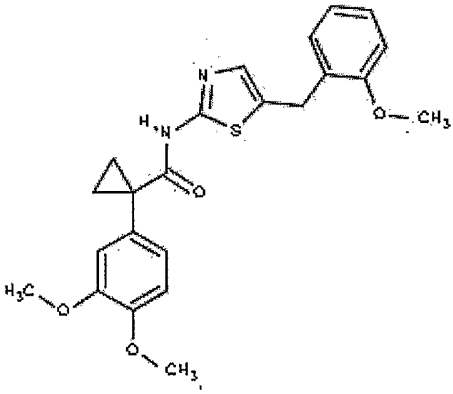
Cmpd #	Compound
46	 <p>Chemical structure of compound 46: 1-(4-methoxyphenyl)cyclopropanecarboxamide, N-(5-chloro-1H-benzotriazol-2-yl). The structure features a benzotriazole ring system with a chlorine atom at the 5-position and an amide group at the 2-position. The amide nitrogen is attached to a cyclopropane ring, which is further substituted with a 4-methoxyphenyl group.</p>
47	 <p>Chemical structure of compound 47: 1-(4-methoxyphenyl)cyclopropanecarboxamide, N-(6-chloro-1H-benzotriazol-2-yl). The structure features a benzotriazole ring system with a chlorine atom at the 6-position and an amide group at the 2-position. The amide nitrogen is attached to a cyclopropane ring, which is further substituted with a 4-methoxyphenyl group.</p>

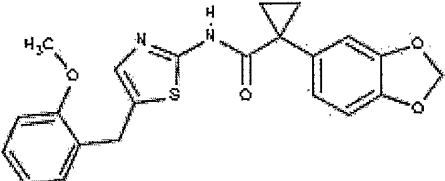
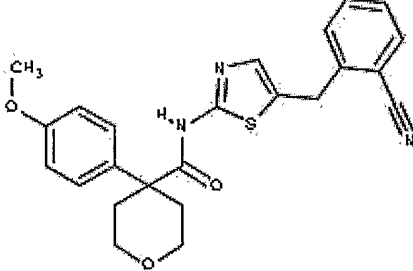
Cmpd #	Compound
48	 <p>Chemical structure of compound 48: 1-(4-methoxyphenyl)cyclopropanecarboxamide, N-(5-methoxy-1H-benzotriazol-2-yl). The structure features a benzotriazole ring system with a methoxy group at the 5-position and an amide group at the 2-position. The amide nitrogen is attached to a cyclopropane ring, which is further substituted with a 4-methoxyphenyl group.</p>
49	 <p>Chemical structure of compound 49: 1-(4-methoxyphenyl)cyclopropanecarboxamide, N-(6-methyl-1H-benzotriazol-2-yl). The structure features a benzotriazole ring system with a methyl group at the 6-position and an amide group at the 2-position. The amide nitrogen is attached to a cyclopropane ring, which is further substituted with a 4-methoxyphenyl group.</p>

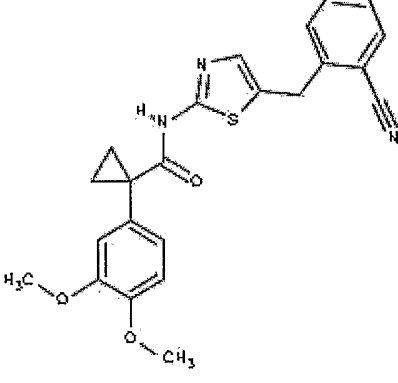
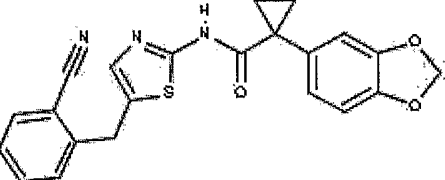
Cmpd #	Compound
50	
51	

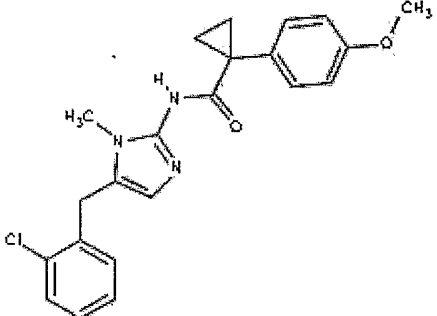
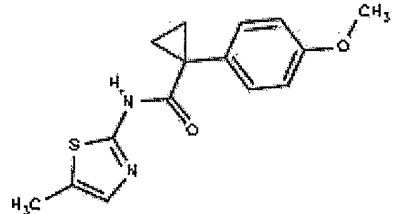
Cmpd #	Compound
52	
53	

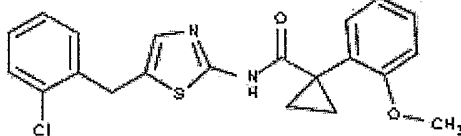
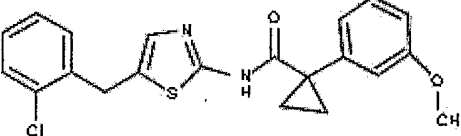
Cmpd #	Compound
54	
55	

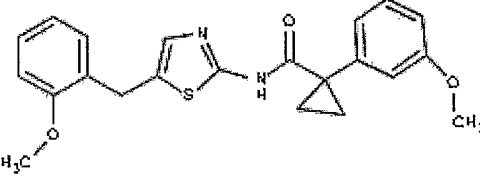
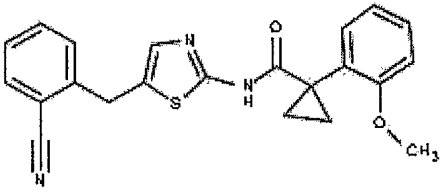
Cmpd #	Compound
56	
57	

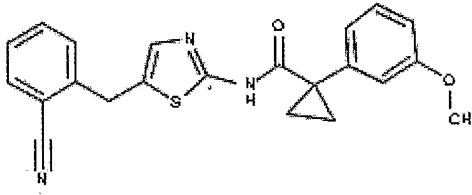
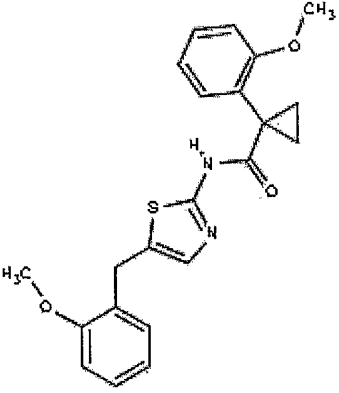
Cmpd #	Compound
58	
59	

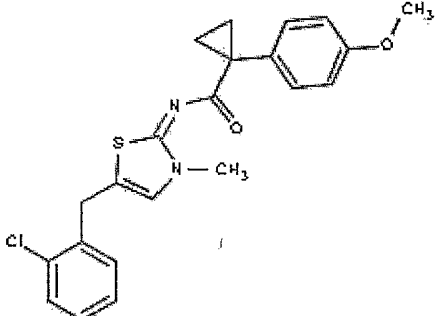
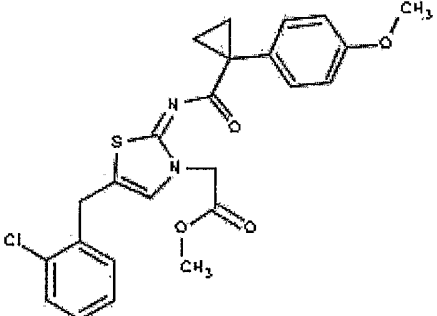
Cmpd #	Compound
60	
61	

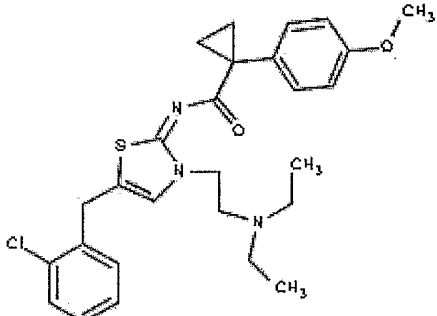
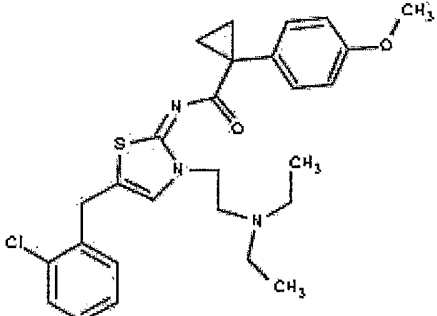
Cmpd #	Compound
62	
63	

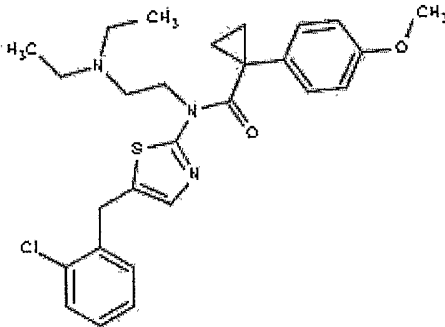
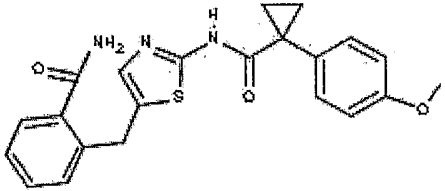
Cmpd #	Compound
64	
65	

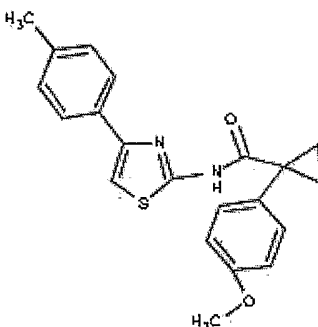
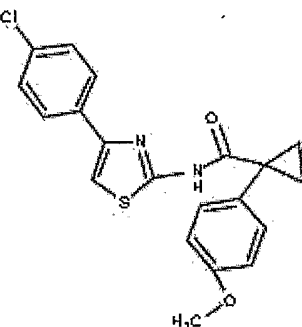
Cmpd #	Compound
66	
67	

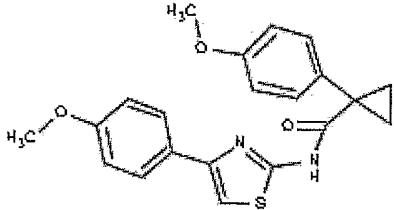
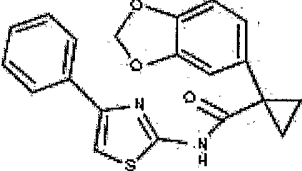
Cmpd #	Compound
68	
69	

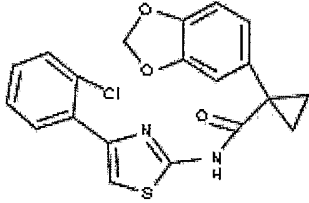
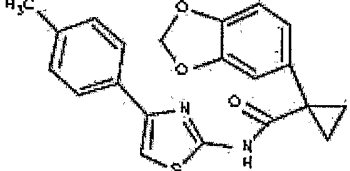
Cmpd #	Compound
70	
71	

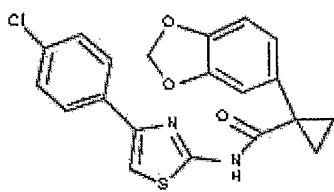
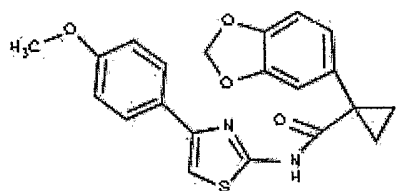
Cmpd #	Compound
72	
73	

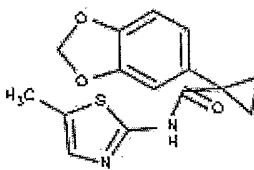
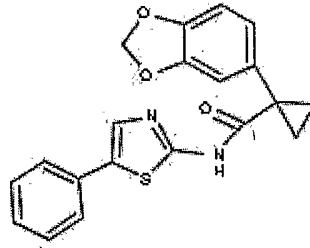
Cmpd #	Compound
74	
75	

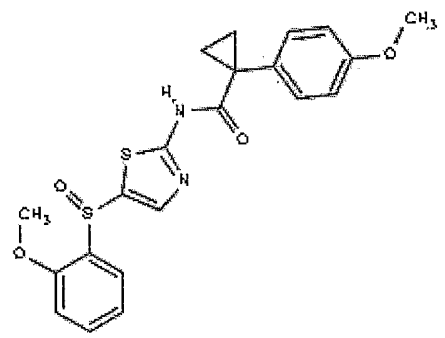
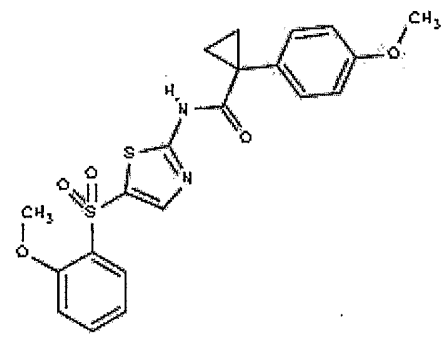
Cmpd #	Compound
76	
77	

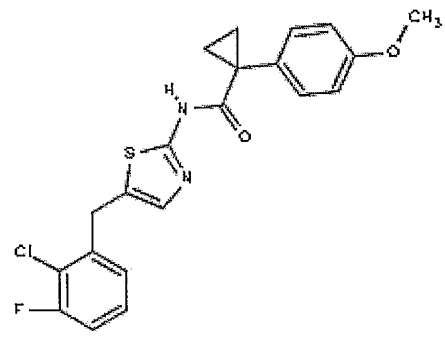
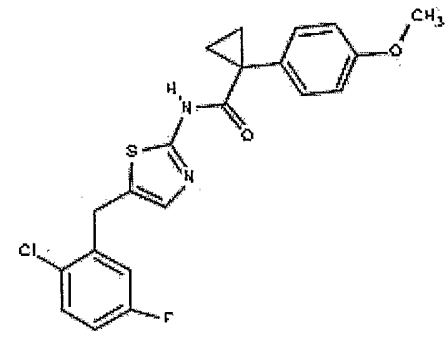
Cmpd #	Compound
78	
79	

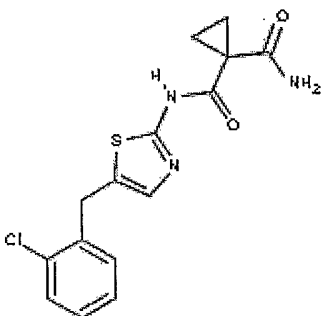
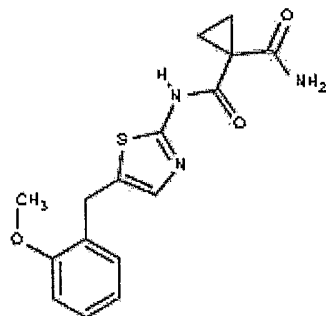
Cmpd #	Compound
80	
81	

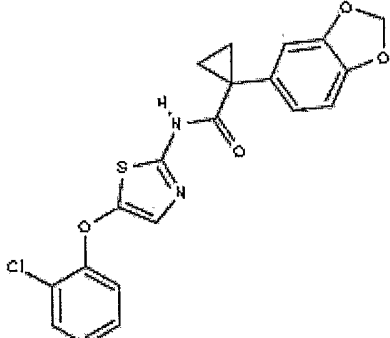
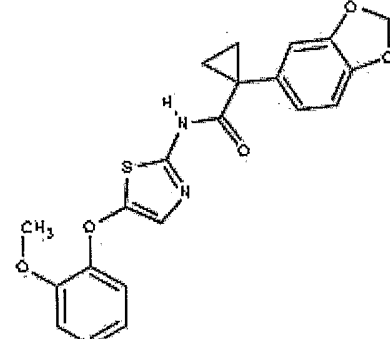
Cmpd #	Compound
82	
83	

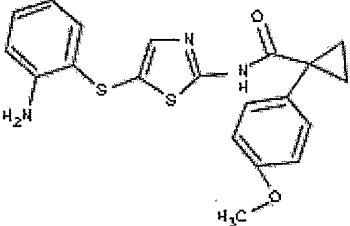
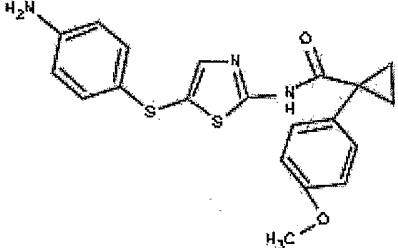
Cmpd #	Compound
84	
85	

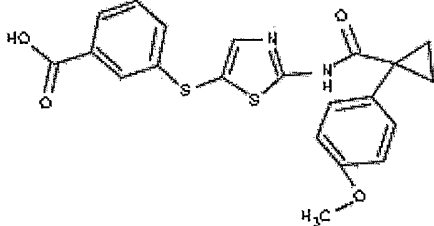
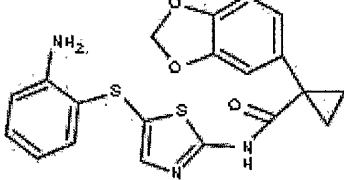
Cmpd #	Compound
86	
87	

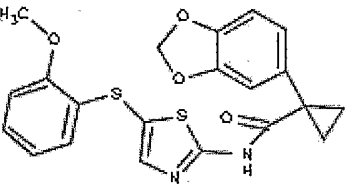
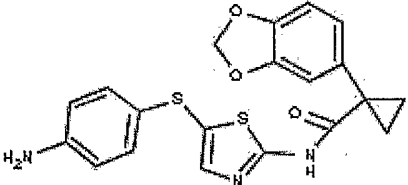
Cmpd #	Compound
88	
89	

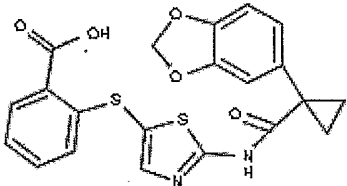
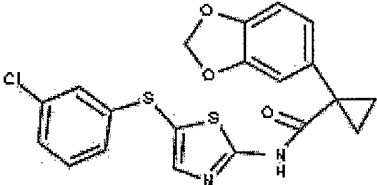
Cmpd #	Compound
90	
91	

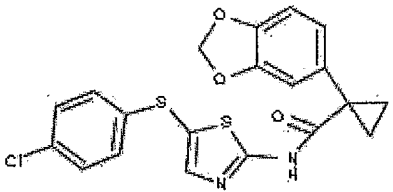
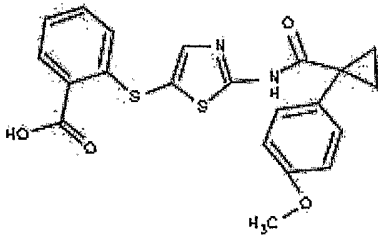
Cmpd #	Compound
92	
93	

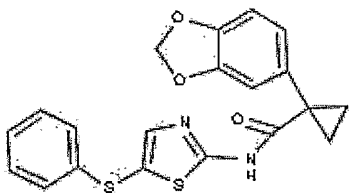
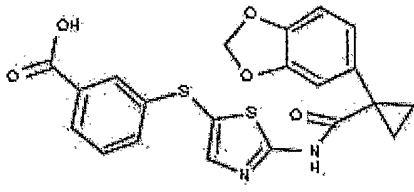
Cmpd #	Compound
94	
95	

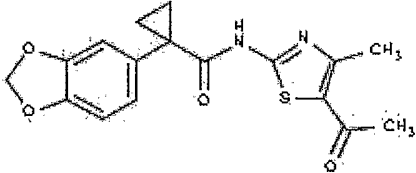
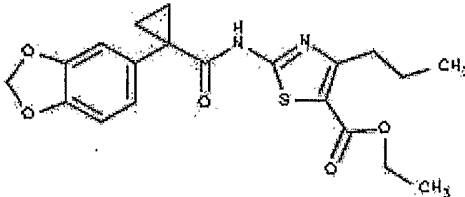
Cmpd #	Compound
96	
97	

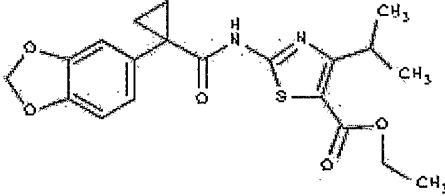
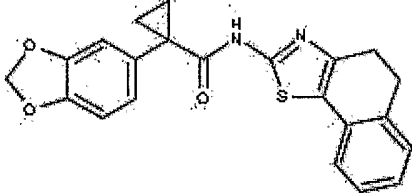
Cmpd #	Compound
98	
99	

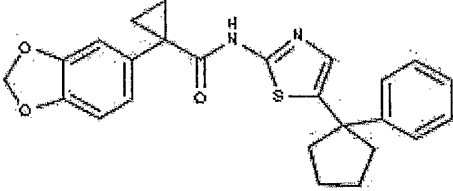
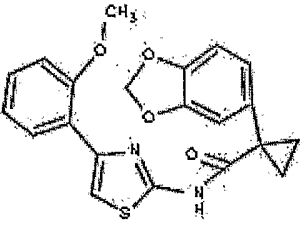
Cmpd #	Compound
100	
101	

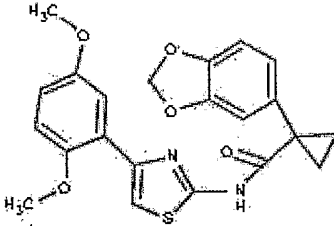
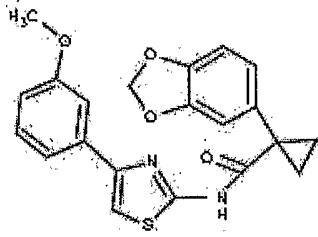
Cmpd #	Compound
102	
103	

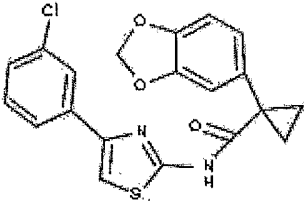
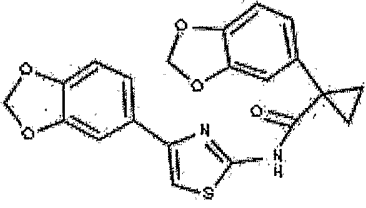
Cmpd #	Compound
104	
105	

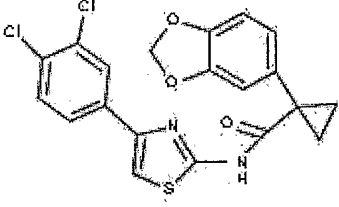
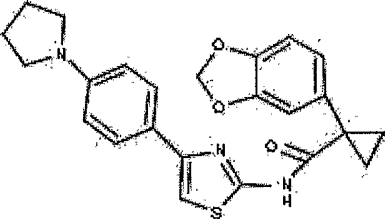
Cmpd #	Compound
106	
107	

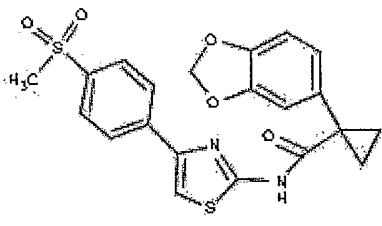
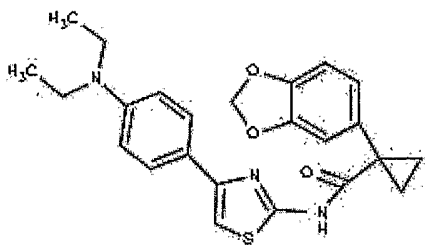
Cmpd #	Compound
108	
109	

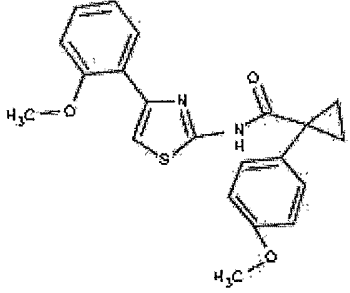
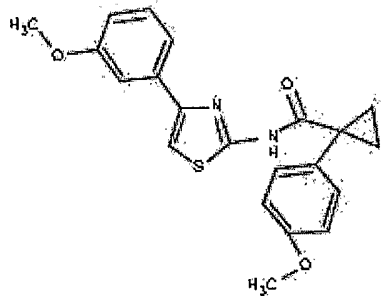
Cmpd #	Compound
110	
111	

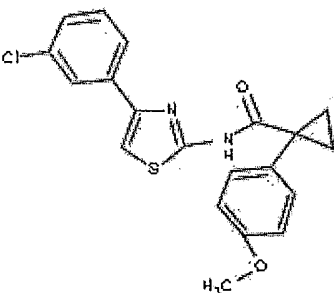
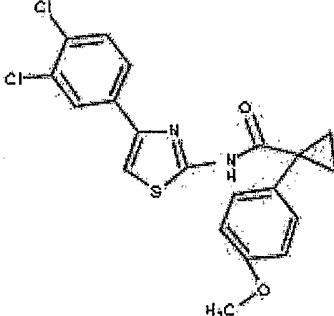
Cmpd #	Compound
112	
113	

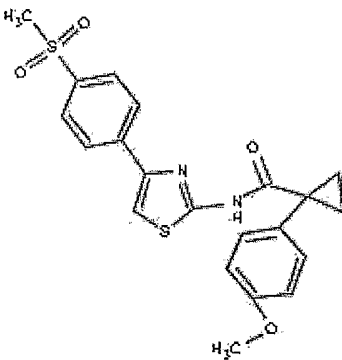
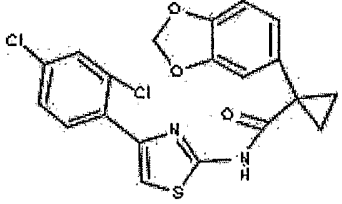
Cmpd #	Compound
114	
115	

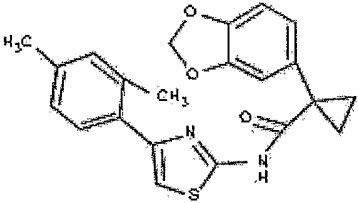
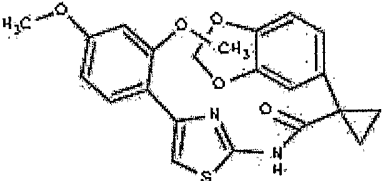
Cmpd #	Compound
116	
117	

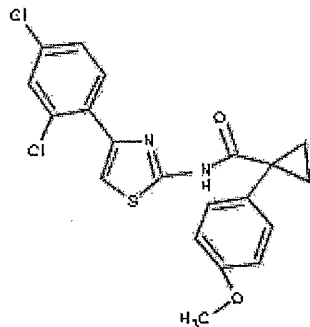
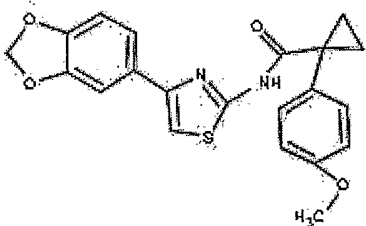
Cmpd #	Compound
118	 <p>Chemical structure of compound 118: A central thiazole ring is substituted at the 2-position with a 4-(methylsulfonyl)phenyl group and at the 4-position with a 1-(cyclopropylmethyl)urea group. The thiazole ring is also connected to a benzofuran moiety.</p>
119	 <p>Chemical structure of compound 119: A central thiazole ring is substituted at the 2-position with a 4-(dimethylamino)phenyl group and at the 4-position with a 1-(cyclopropylmethyl)urea group. The thiazole ring is also connected to a benzofuran moiety.</p>

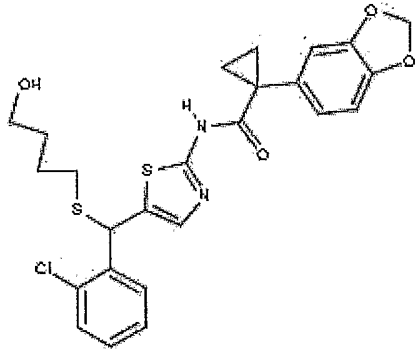
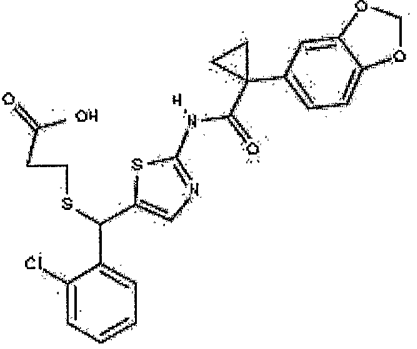
Cmpd #	Compound
120	 <p>Chemical structure of compound 120: A central thiazole ring is substituted at the 2-position with a 3-methoxyphenyl group and at the 4-position with a 1-(cyclopropylmethyl)urea group. The thiazole ring is also connected to a benzofuran moiety.</p>
121	 <p>Chemical structure of compound 121: A central thiazole ring is substituted at the 2-position with a 4-methoxyphenyl group and at the 4-position with a 1-(cyclopropylmethyl)urea group. The thiazole ring is also connected to a benzofuran moiety.</p>

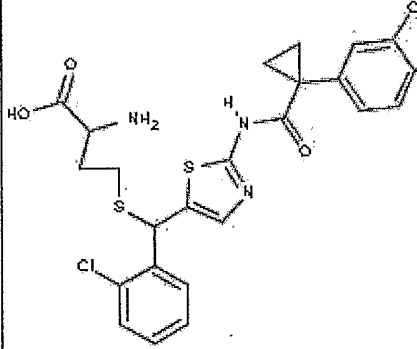
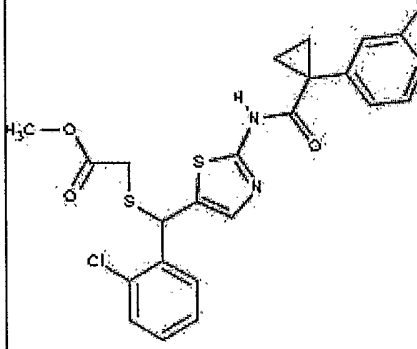
Cmpd #	Compound
122	
123	

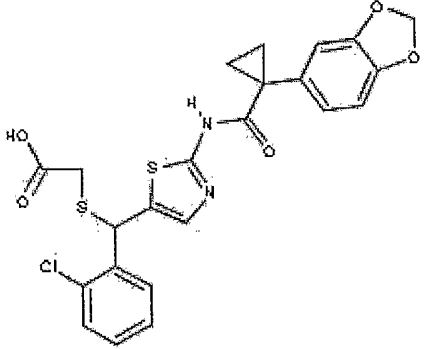
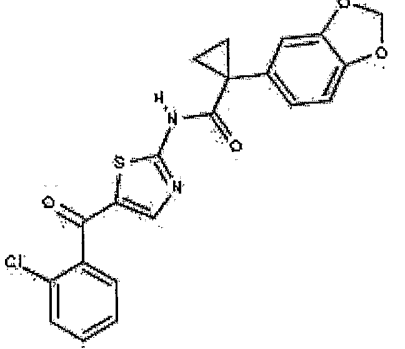
Cmpd #	Compound
124	
125	

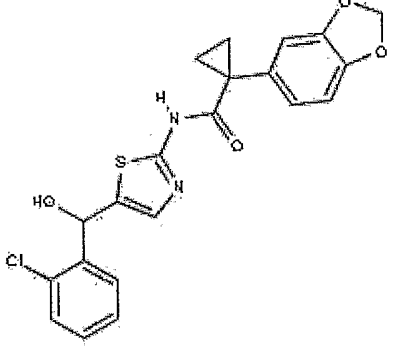
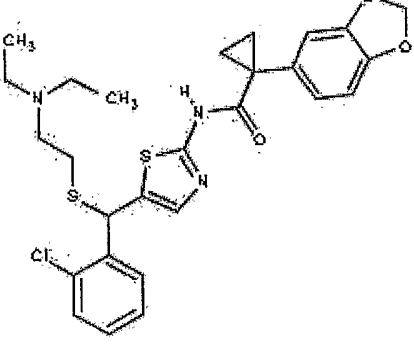
Cmpd #	Compound
126	 <p>Chemical structure of Compound 126: A thiazole ring substituted with a methyl group (H₃C) at the 4-position and a 2-(2-methoxyphenoxy)ethyl group at the 5-position. The thiazole ring is further substituted with a 1-(cyclopropylmethyl)urea group at the 2-position.</p>
127	 <p>Chemical structure of Compound 127: A thiazole ring substituted with a methoxy group (H₃C-O) at the 4-position and a 2-(2-methoxyphenoxy)ethyl group at the 5-position. The thiazole ring is further substituted with a 1-(cyclopropylmethyl)urea group at the 2-position.</p>

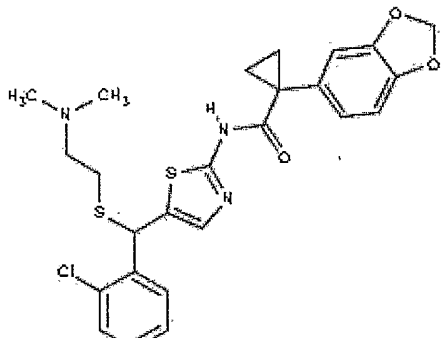
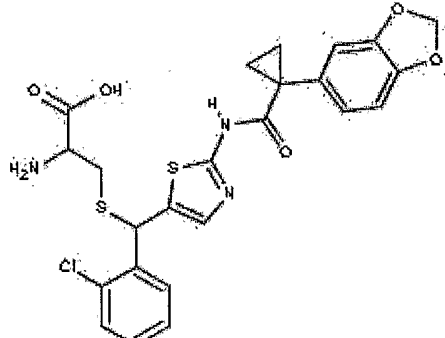
Cmpd #	Compound
128	 <p>Chemical structure of Compound 128: A thiazole ring substituted with a 2,4-dichlorophenyl group at the 5-position and a 1-(cyclopropylmethyl)urea group at the 2-position. The thiazole ring is further substituted with a 4-methoxyphenyl group at the 4-position.</p>
129	 <p>Chemical structure of Compound 129: A thiazole ring substituted with a 2,3-dihydrobenzofuran-5-yl group at the 5-position and a 1-(cyclopropylmethyl)urea group at the 2-position. The thiazole ring is further substituted with a 4-methoxyphenyl group at the 4-position.</p>

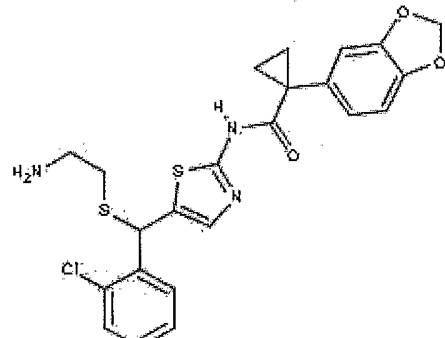
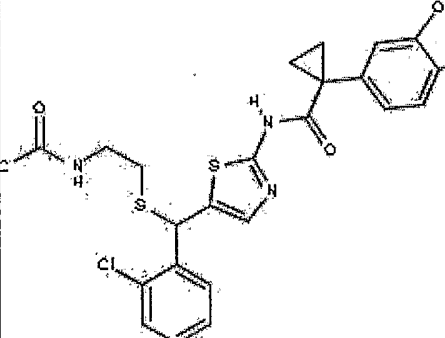
Cmpd #	Compound
130	
131	

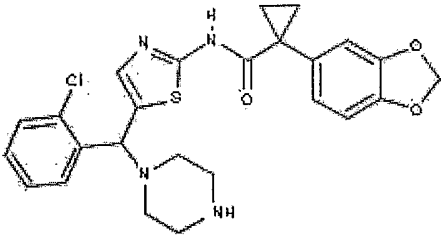
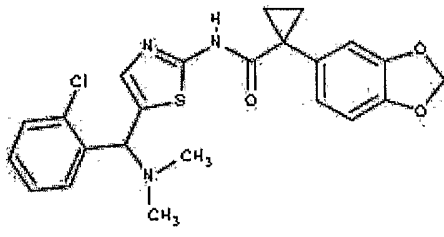
Cmpd #	Compound
132	
133	

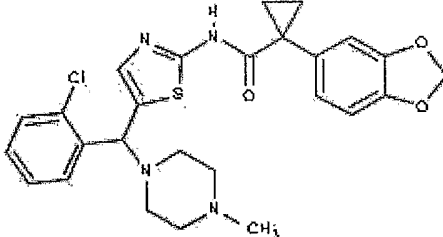
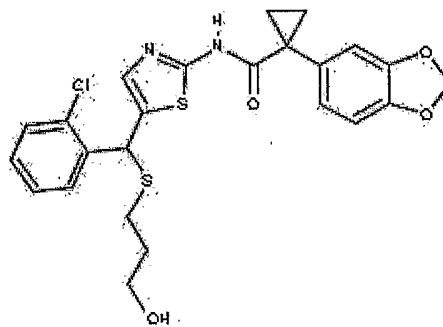
Cmpd #	Compound
134	
135	

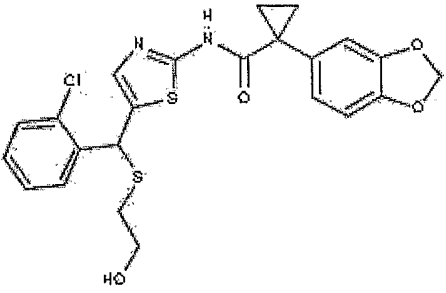
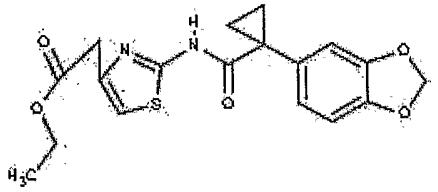
Cmpd #	Compound
136	
137	

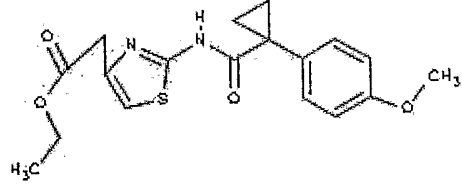
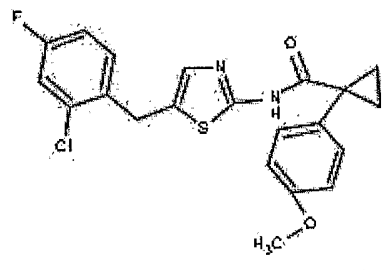
Cmpd #	Compound
138	
139	

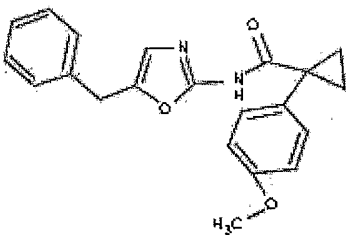
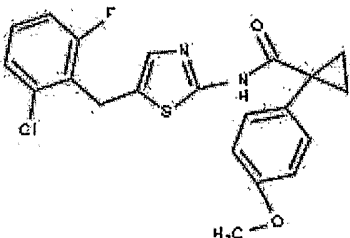
Cmpd #	Compound
140	
141	

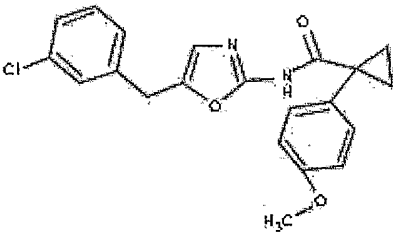
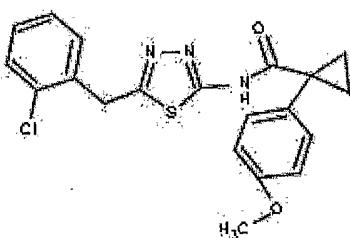
Cmpd #	Compound
142	
143	

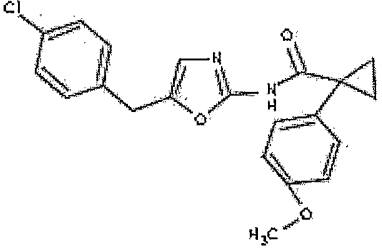
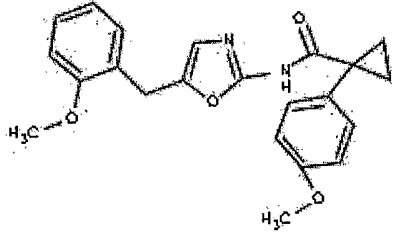
Cmpd #	Compound
144	
145	

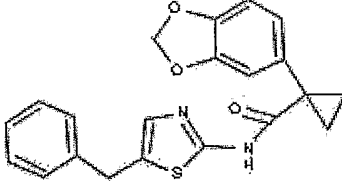
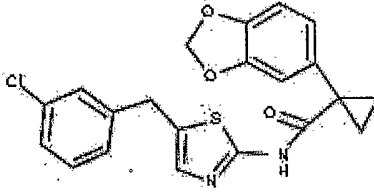
Cmpd #	Compound
146	
147	

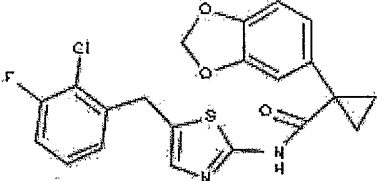
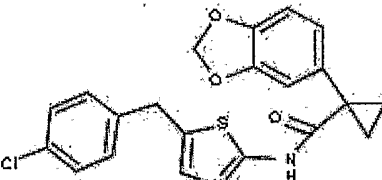
Cmpd #	Compound
148	
149	

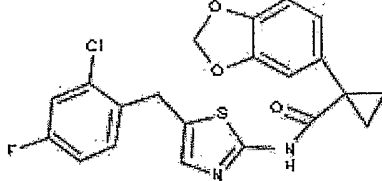
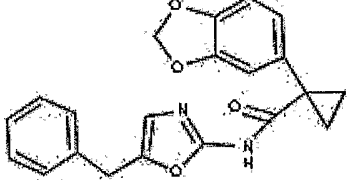
Cmpd #	Compound
150	
151	

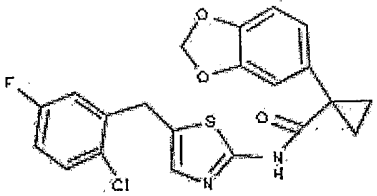
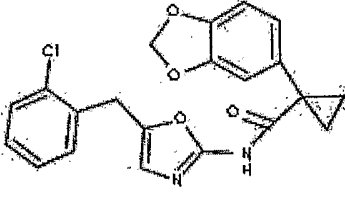
Cmpd #	Compound
152	
153	

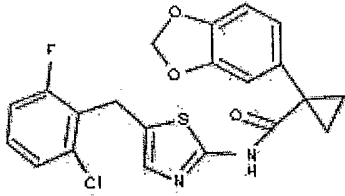
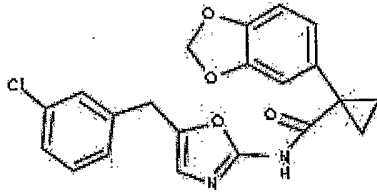
Cmpd #	Compound
154	
155	

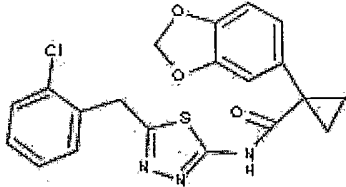
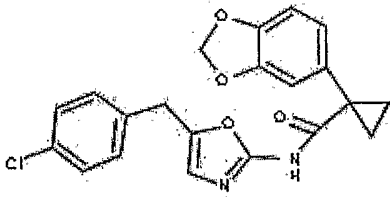
Cmpd #	Compound
156	
157	

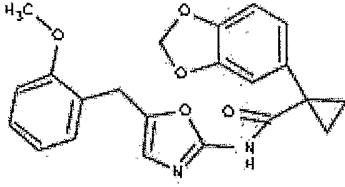
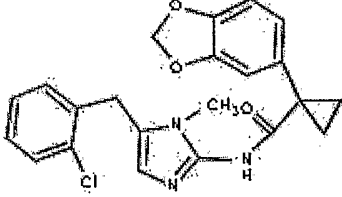
Cmpd #	Compound
158	
159	

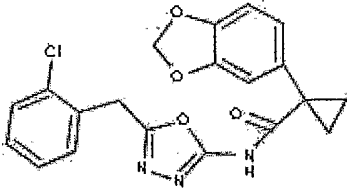
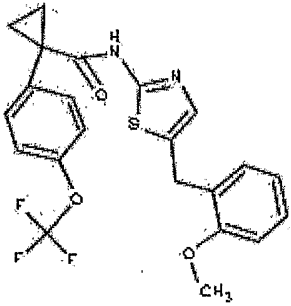
Cmpd #	Compound
160	
161	

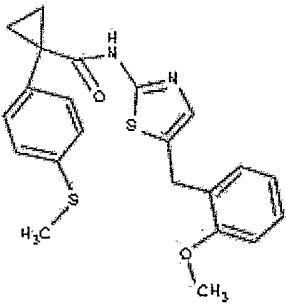
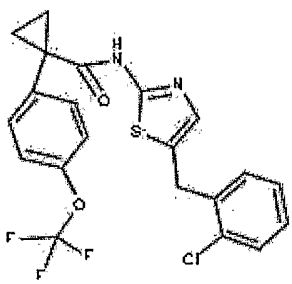
Cmpd #	Compound
162	
163	

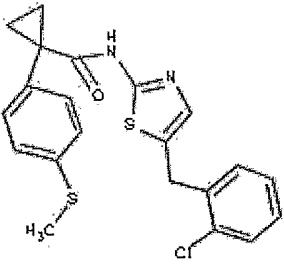
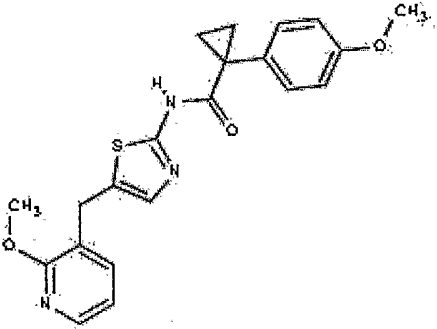
Cmpd #	Compound
164	
165	

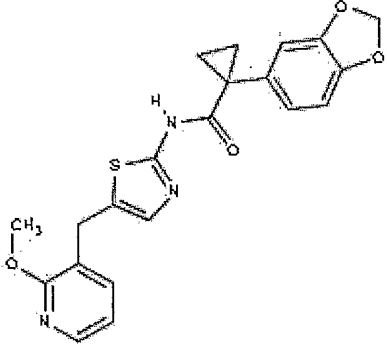
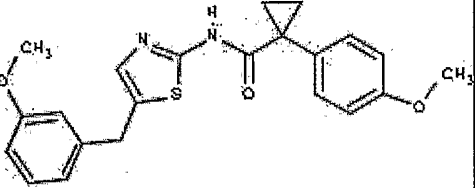
Cmpd #	Compound
166	
167	

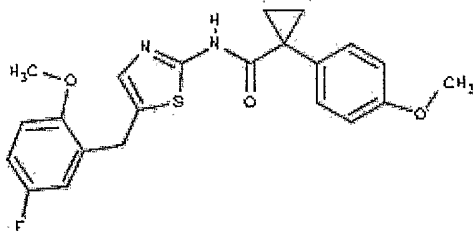
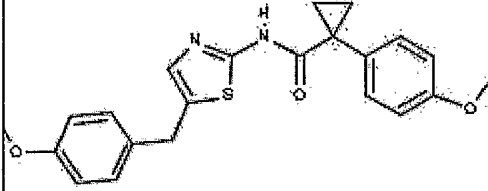
Cmpd #	Compound
168	
169	

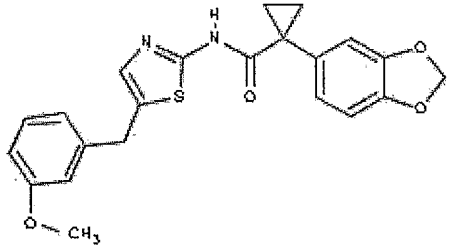
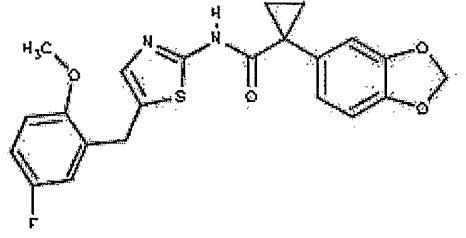
Cmpd #	Compound
170	
171	

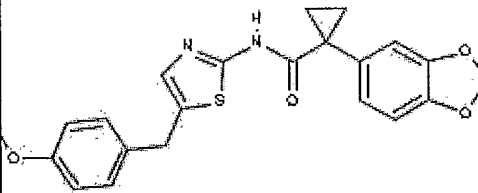
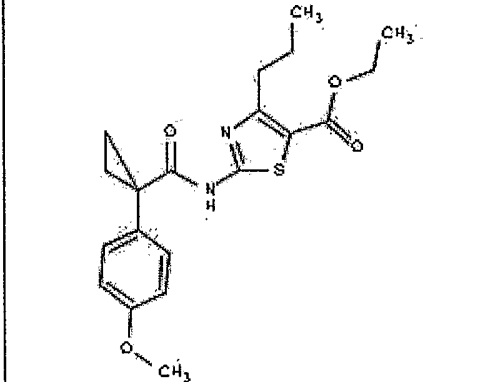
Cmpd #	Compound
172	
173	

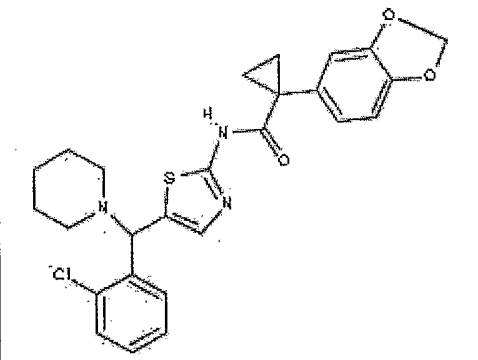
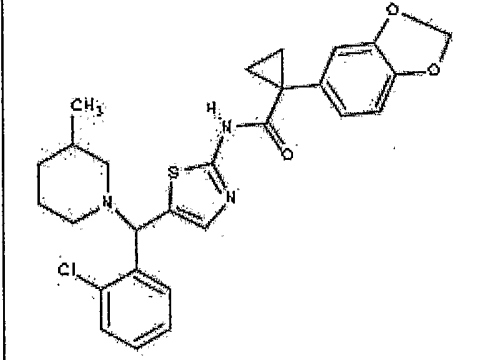
Cmpd #	Compound
174	
175	

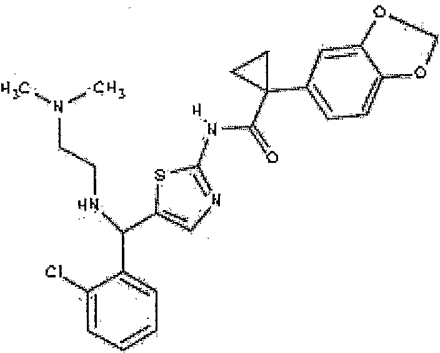
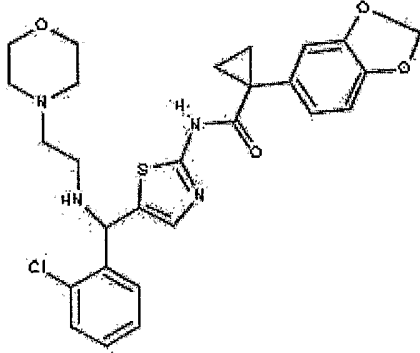
Cmpd #	Compound
176	
177	

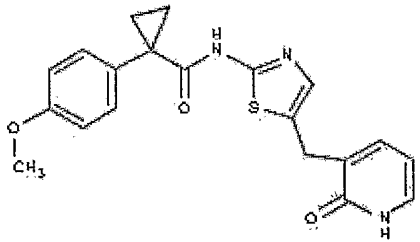
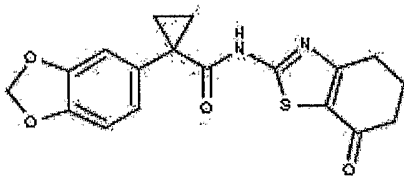
Cmpd #	Compound
178	
179	

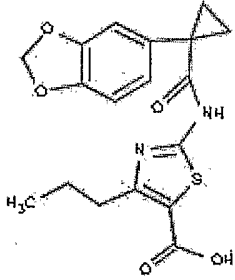
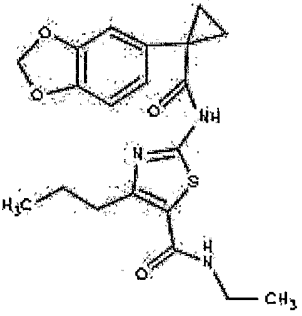
Cmpd #	Compound
180	
181	

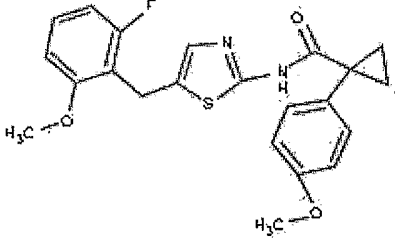
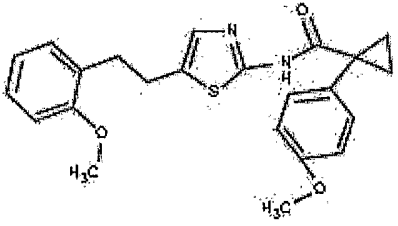
Cmpd #	Compound
182	
183	

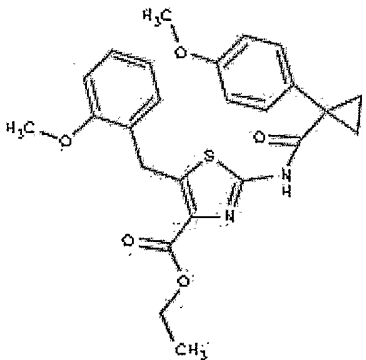
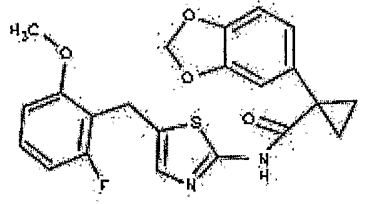
Cmpd #	Compound
184	
185	

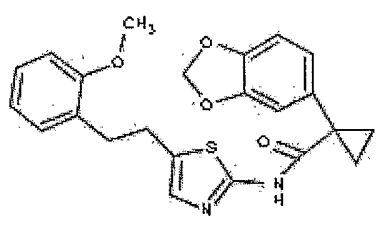
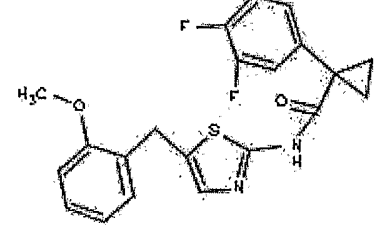
Cmpd #	Compound
186	
187	

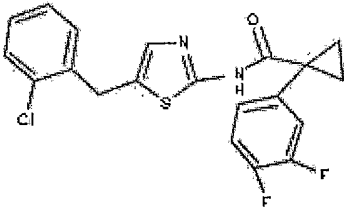
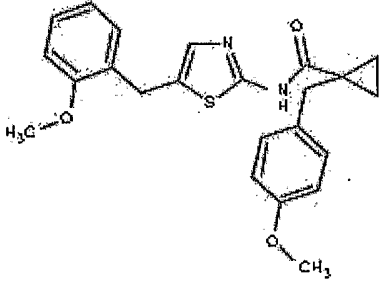
Cmpd #	Compound
188	
189	

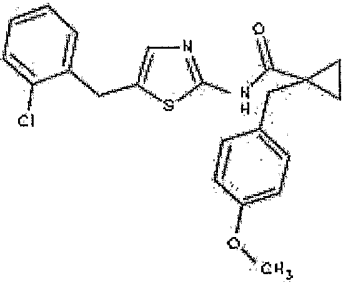
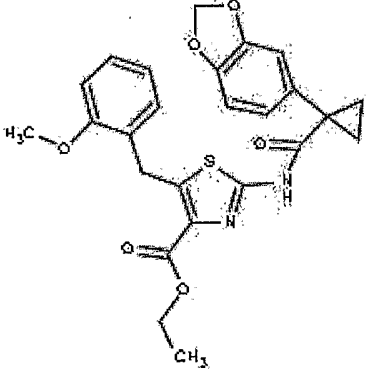
Cmpd #	Compound
190	 <p>Chemical structure of compound 190: A bicyclic system consisting of a benzene ring fused to a furan ring, with a cyclopropane ring attached to the benzene ring. The cyclopropane ring is part of a lactam ring system. A thiazole ring is attached to the lactam nitrogen, with a propyl group and a carboxylic acid group attached to the thiazole ring.</p>
191	 <p>Chemical structure of compound 191: Similar to compound 190, but the thiazole ring is substituted with a propyl group and an ethylamide group.</p>

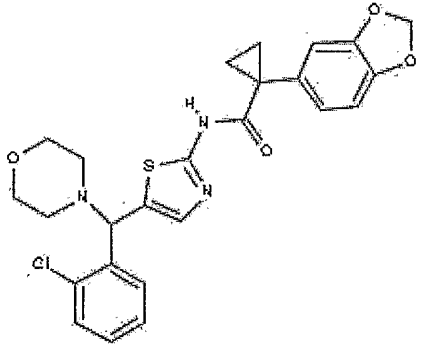
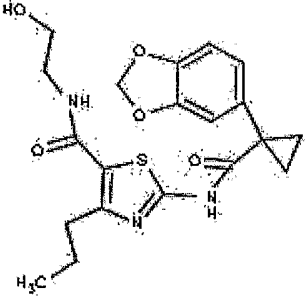
Cmpd #	Compound
192	 <p>Chemical structure of compound 192: A bicyclic system consisting of a benzene ring fused to a furan ring, with a cyclopropane ring attached to the benzene ring. The cyclopropane ring is part of a lactam ring system. A thiazole ring is attached to the lactam nitrogen, with a 2-fluoro-4-methoxyphenyl group and a 4-methoxyphenyl group attached to the thiazole ring.</p>
193	 <p>Chemical structure of compound 193: Similar to compound 192, but the thiazole ring is substituted with a 2-methoxyphenyl group and a 4-methoxyphenyl group.</p>

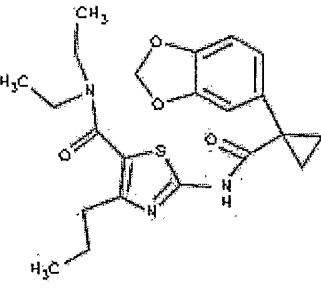
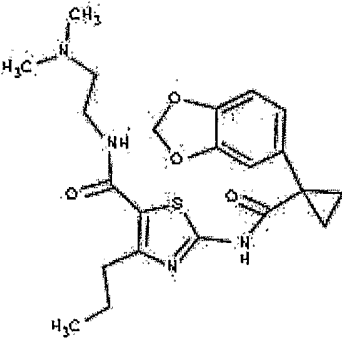
Cmpd #	Compound
194	 <p>Chemical structure of compound 194: A thiazole ring substituted with a methyl ester group (-COOCH₂CH₃) at position 4, a (3-methoxyphenyl)methyl group at position 5, and a (3-methoxyphenyl)cyclopropylmethyl group at position 2. The thiazole ring is also substituted with a hydrogen atom at position 3.</p>
195	 <p>Chemical structure of compound 195: A thiazole ring substituted with a methyl ester group (-COOCH₂CH₃) at position 4, a (2-fluorophenyl)methyl group at position 5, and a (2,3-dihydro-1,4-benzodioxin-5-yl)cyclopropylmethyl group at position 2. The thiazole ring is also substituted with a hydrogen atom at position 3.</p>

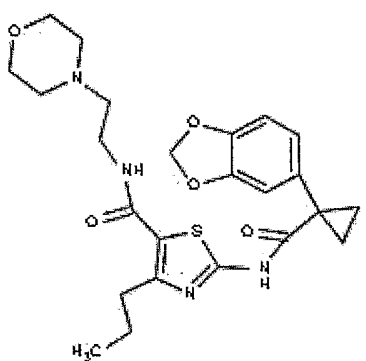
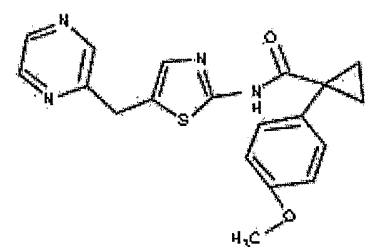
Cmpd #	Compound
196	 <p>Chemical structure of compound 196: A thiazole ring substituted with a methyl ester group (-COOCH₂CH₃) at position 4, a (2-methoxyphenyl)methyl group at position 5, and a (2,3-dihydro-1,4-benzodioxin-5-yl)cyclopropylmethyl group at position 2. The thiazole ring is also substituted with a hydrogen atom at position 3.</p>
197	 <p>Chemical structure of compound 197: A thiazole ring substituted with a methyl ester group (-COOCH₂CH₃) at position 4, a (2-fluorophenyl)methyl group at position 5, and a (2,3-dihydro-1,4-benzodioxin-5-yl)cyclopropylmethyl group at position 2. The thiazole ring is also substituted with a hydrogen atom at position 3.</p>

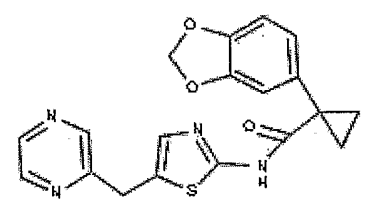
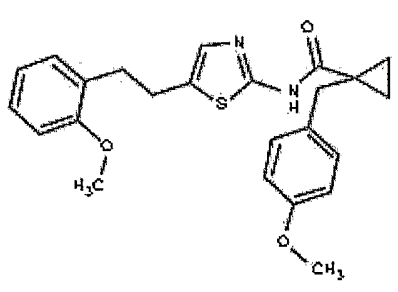
Cmpd #	Compound
198	
199	

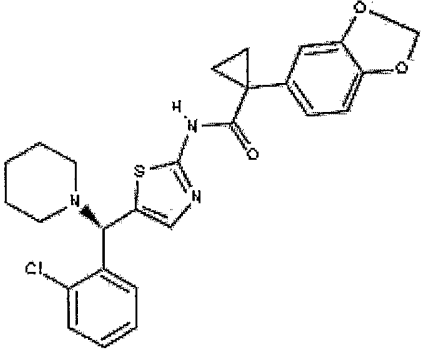
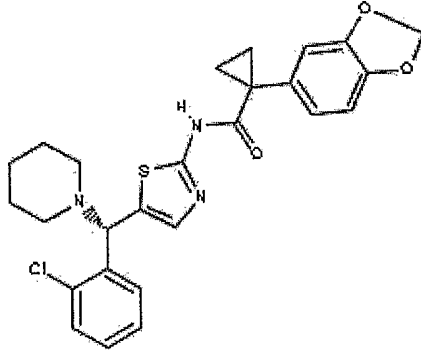
Cmpd #	Compound
200	
201	

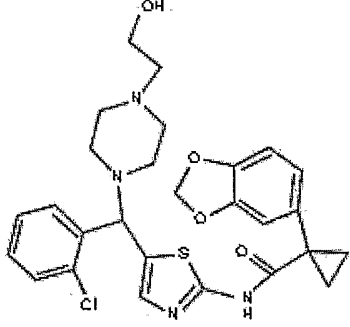
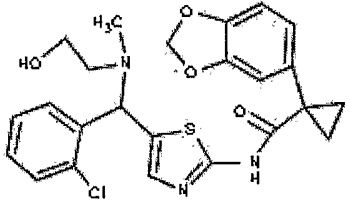
Cmpd #	Compound
202	
203	

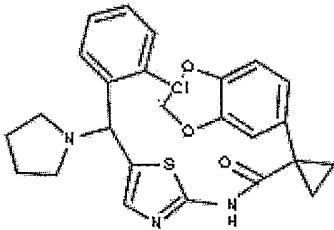
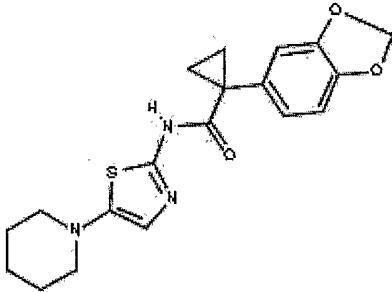
Cmpd #	Compound
204	
205	

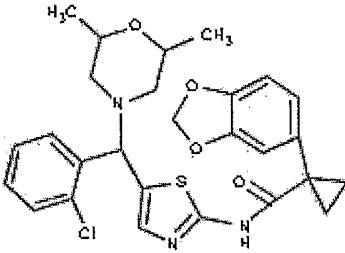
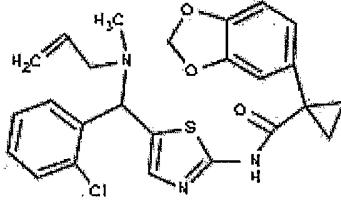
Cmpd #	Compound
206	
207	

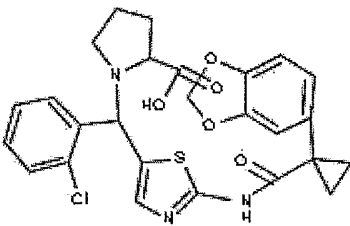
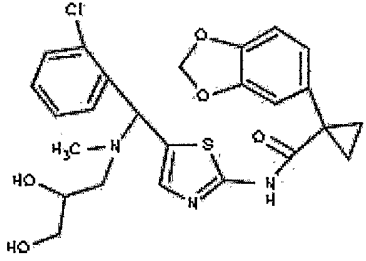
Cmpd #	Compound
208	
209	

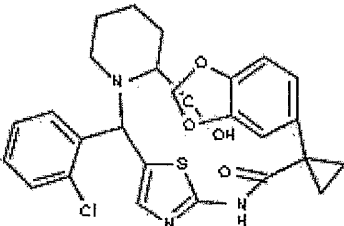
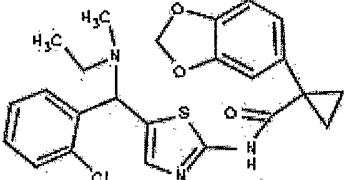
Cmpd #	Compound
210	
211	

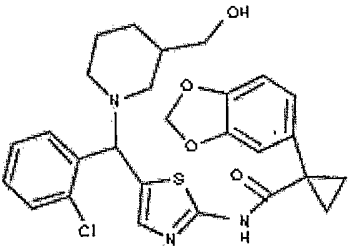
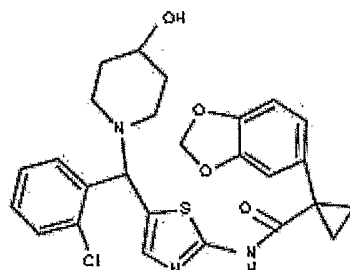
Cmpd #	Compound
212	
213	

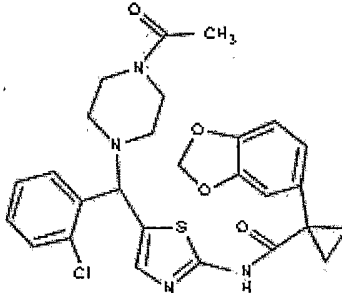
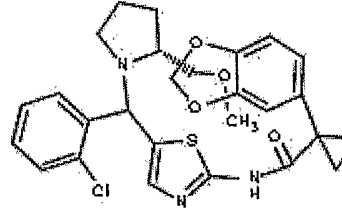
Cmpd #	Compound
214	
215	

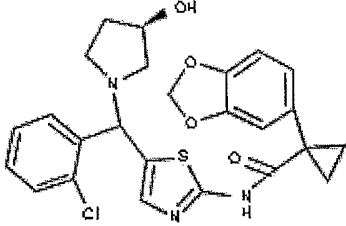
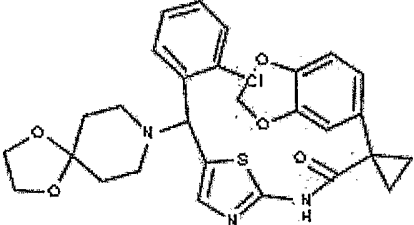
Cmpd #	Compound
216	
217	

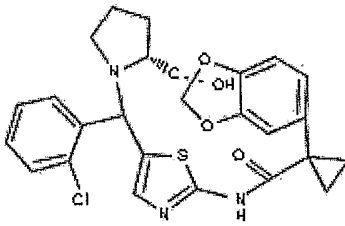
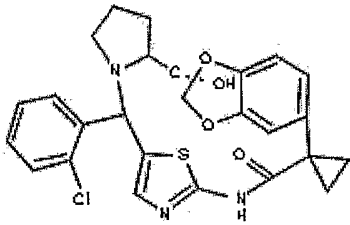
Cmpd #	Compound
218	 <p>Chemical structure of compound 218: A complex molecule featuring a central thiazole ring. The thiazole ring is substituted at the 2-position with a 2-chlorophenyl group and at the 4-position with a 1-hydroxy-2-(2-cyclopropyl-1,3-benzodioxol-5-yl)ethyl group. The thiazole ring also has a carbonyl group at the 5-position and a hydrogen atom at the 3-position.</p>
219	 <p>Chemical structure of compound 219: A complex molecule featuring a central thiazole ring. The thiazole ring is substituted at the 2-position with a 2-chlorophenyl group and at the 4-position with a 1-(2-hydroxy-2-methylpropyl)amino group. The thiazole ring also has a carbonyl group at the 5-position and a hydrogen atom at the 3-position.</p>

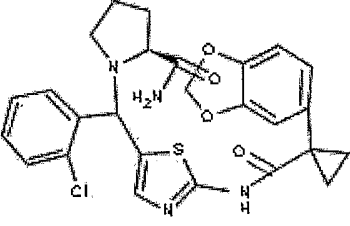
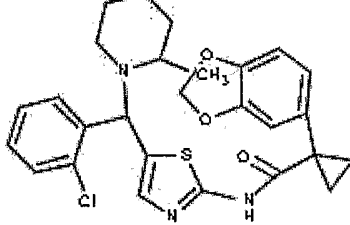
Cmpd #	Compound
220	 <p>Chemical structure of compound 220: A complex molecule featuring a central thiazole ring. The thiazole ring is substituted at the 2-position with a 2-chlorophenyl group and at the 4-position with a 1-(2-hydroxy-2-(2-cyclopropyl-1,3-benzodioxol-5-yl)ethyl)amino group. The thiazole ring also has a carbonyl group at the 5-position and a hydrogen atom at the 3-position.</p>
221	 <p>Chemical structure of compound 221: A complex molecule featuring a central thiazole ring. The thiazole ring is substituted at the 2-position with a 2-chlorophenyl group and at the 4-position with a 1-(2-hydroxy-2-(dimethylamino)ethyl)amino group. The thiazole ring also has a carbonyl group at the 5-position and a hydrogen atom at the 3-position.</p>

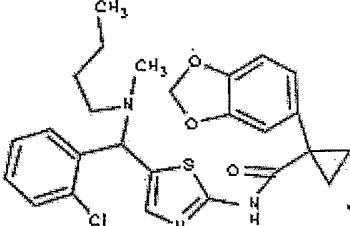
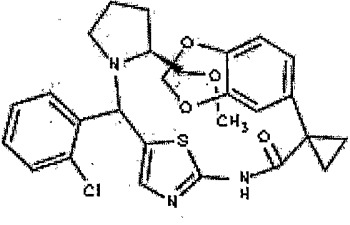
Cmpd #	Compound
222	 <p>Chemical structure of compound 222: A complex molecule featuring a central benzimidazole ring system. One nitrogen of the benzimidazole is substituted with a 2-chlorophenyl group. The other nitrogen is substituted with a piperidine ring that has a hydroxymethyl group (-CH₂OH) attached. The benzimidazole core is also substituted with a benzofuran moiety and a cyclopropylmethyl group.</p>
223	 <p>Chemical structure of compound 223: Similar to compound 222, but the piperidine ring is substituted with a hydroxyl group (-OH) instead of a hydroxymethyl group.</p>

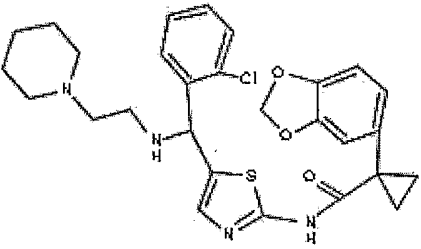
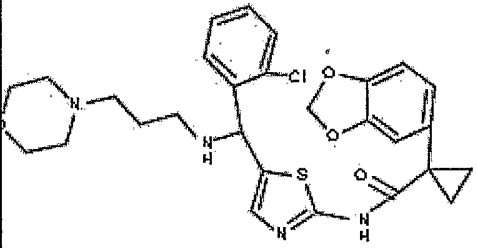
Cmpd #	Compound
224	 <p>Chemical structure of compound 224: Similar to compound 222, but the piperidine ring is substituted with an acetyl group (-COCH₃) instead of a hydroxymethyl group.</p>
225	 <p>Chemical structure of compound 225: Similar to compound 222, but the piperidine ring is replaced by a pyrrolidine ring, and the benzimidazole core has a methyl group (-CH₃) attached to the benzimidazole ring.</p>

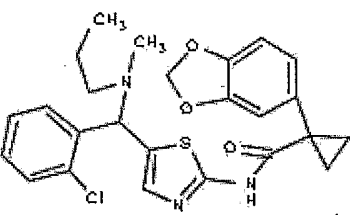
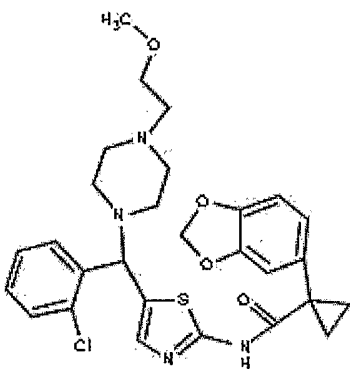
Cmpd #	Compound
226	 <p>Chemical structure of compound 226: A complex molecule featuring a central thiazole ring. One nitrogen of the thiazole is substituted with a 2-chlorophenyl group. The other nitrogen is part of a fused bicyclic system that includes a cyclopropyl ring and a benzene ring. A hydroxyl group is attached to a pyrrolidine ring, which is further connected to the thiazole system. The thiazole ring also has a carbonyl group and a chlorine atom attached to its 4-position.</p>
227	 <p>Chemical structure of compound 227: Similar to compound 226, it features a central thiazole ring with a 2-chlorophenyl group on one nitrogen. The thiazole ring is substituted with a carbonyl group and a chlorine atom at the 4-position. The other nitrogen is part of a fused bicyclic system including a cyclopropyl ring and a benzene ring. A morpholine ring is attached to the thiazole system via its nitrogen atom.</p>

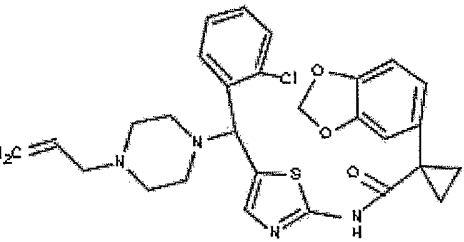
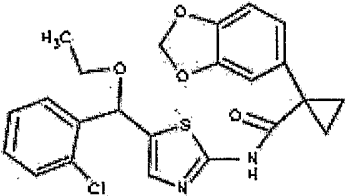
Cmpd #	Compound
228	 <p>Chemical structure of compound 228: Similar to compound 226, it features a central thiazole ring with a 2-chlorophenyl group on one nitrogen. The thiazole ring is substituted with a carbonyl group and a chlorine atom at the 4-position. The other nitrogen is part of a fused bicyclic system including a cyclopropyl ring and a benzene ring. A hydroxyl group is attached to a pyrrolidine ring, which is further connected to the thiazole system.</p>
229	 <p>Chemical structure of compound 229: Similar to compound 228, it features a central thiazole ring with a 2-chlorophenyl group on one nitrogen. The thiazole ring is substituted with a carbonyl group and a chlorine atom at the 4-position. The other nitrogen is part of a fused bicyclic system including a cyclopropyl ring and a benzene ring. A hydroxyl group is attached to a pyrrolidine ring, which is further connected to the thiazole system.</p>

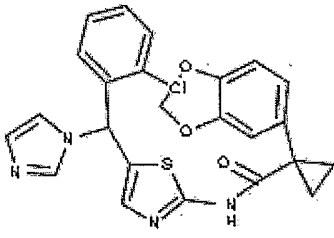
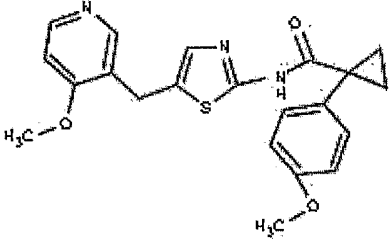
Cmpd #	Compound
230	 <p>Chemical structure of compound 230: A complex molecule featuring a central thiazole ring substituted with a chlorine atom and a hydrogen atom. This thiazole is linked to a piperidine ring, which is further connected to a benzene ring with a chlorine substituent. Another part of the structure includes a benzene ring with a methoxy group and a carbonyl group, which is also linked to a cyclopropane ring.</p>
231	 <p>Chemical structure of compound 231: Similar to compound 230, but the piperidine ring is substituted with a methyl group instead of a hydrogen atom.</p>

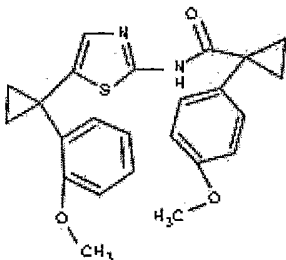
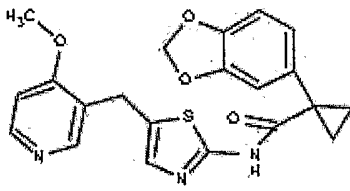
Cmpd #	Compound
232	 <p>Chemical structure of compound 232: Similar to compound 230, but the piperidine ring is substituted with a methyl group and a propyl group.</p>
233	 <p>Chemical structure of compound 233: Similar to compound 230, but the piperidine ring is substituted with a methyl group and a methoxy group.</p>

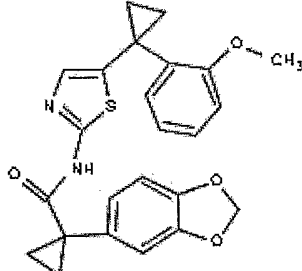
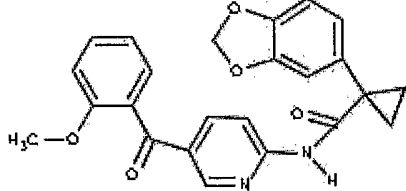
Cmpd #	Compound
234	 <p>Chemical structure of compound 234: A complex molecule featuring a central benzimidazole ring system. The benzimidazole is substituted with a chlorine atom on the benzene ring, a 2,3-dihydrobenzofuran group, and a cyclopropylmethyl group. The imidazole ring is substituted with a hydrogen atom and a (2-(piperidin-1-yl)ethyl)amino group.</p>
235	 <p>Chemical structure of compound 235: Similar to compound 234, but the amino group is substituted with a (3-(piperidin-1-yl)propyl)amino group.</p>

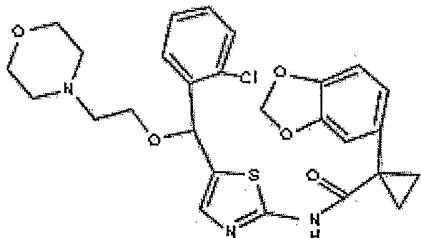
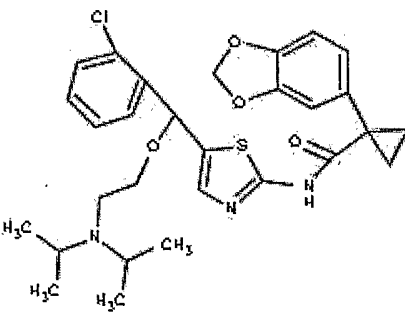
Cmpd #	Compound
236	 <p>Chemical structure of compound 236: A complex molecule featuring a central benzimidazole ring system. The benzimidazole is substituted with a chlorine atom on the benzene ring, a 2,3-dihydrobenzofuran group, and a cyclopropylmethyl group. The imidazole ring is substituted with a hydrogen atom and a (2-(2,2-dimethylpiperidin-1-yl)ethyl)amino group.</p>
237	 <p>Chemical structure of compound 237: Similar to compound 236, but the amino group is substituted with a (2-(2-(methoxymethyl)ethyl)piperidin-1-yl)ethyl)amino group.</p>

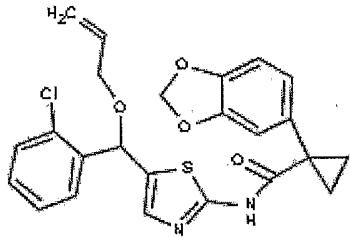
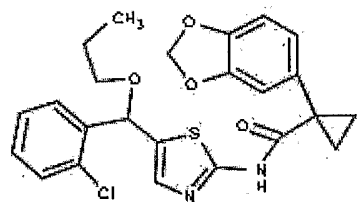
Cmpd #	Compound
238	 <p>Chemical structure of compound 238: A complex molecule featuring a central benzothiazole ring system. It is substituted with a piperazine ring attached to a prop-1-en-2-yl group, a 2-chlorophenyl group, a 2,3-dihydrobenzofuran ring, and a cyclopropylmethyl group. A carbonyl group is also present, attached to the cyclopropylmethyl group.</p>
239	 <p>Chemical structure of compound 239: A complex molecule featuring a central benzothiazole ring system. It is substituted with a 2-chlorophenyl group, a 2,3-dihydrobenzofuran ring, a cyclopropylmethyl group, and a methoxy group (-OCH₃) attached to the benzothiazole ring.</p>

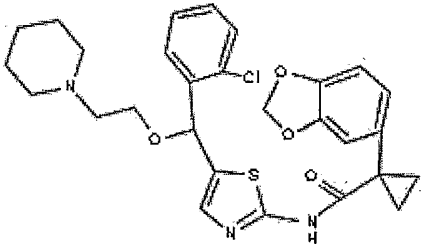
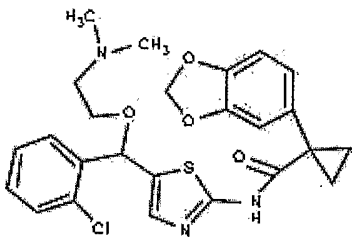
Cmpd #	Compound
240	 <p>Chemical structure of compound 240: A complex molecule featuring a central benzothiazole ring system. It is substituted with a benzimidazole ring, a 2-chlorophenyl group, a 2,3-dihydrobenzofuran ring, and a cyclopropylmethyl group. A carbonyl group is also present, attached to the cyclopropylmethyl group.</p>
241	 <p>Chemical structure of compound 241: A complex molecule featuring a central benzothiazole ring system. It is substituted with a 2-methoxy-5-pyridylmethyl group, a 2,3-dihydrobenzofuran ring, a cyclopropylmethyl group, and a methoxy group (-OCH₃) attached to the benzothiazole ring.</p>

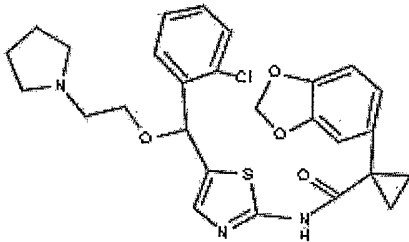
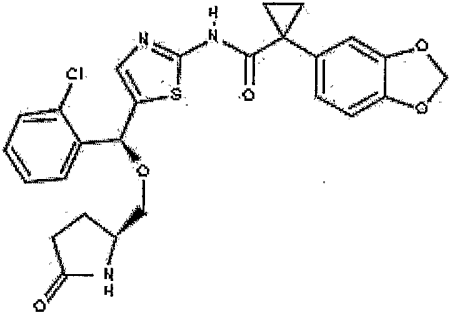
Cmpd #	Compound
242	
243	

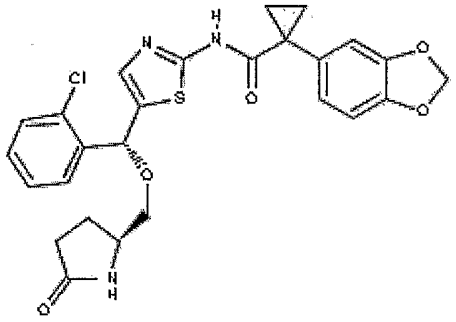
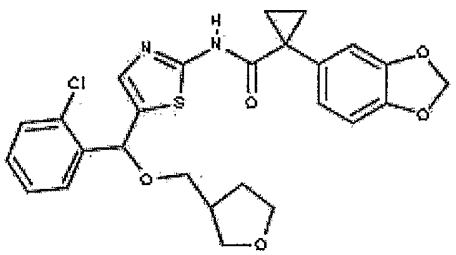
Cmpd #	Compound
244	
245	

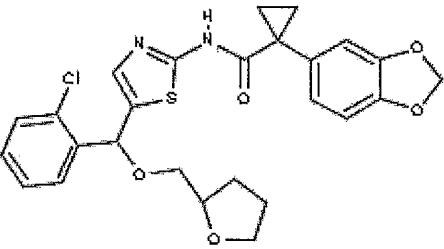
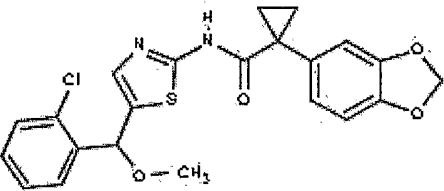
Cmpd #	Compound
246	 <p>Chemical structure of compound 246: A central thiazole ring is substituted at the 2-position with a chlorine atom and at the 4-position with a carbonyl group attached to a cyclopropyl ring. The thiazole ring is also linked via an oxygen atom to a 2-chlorophenyl ring, which is further connected to a piperazine ring through a two-carbon chain.</p>
249	 <p>Chemical structure of compound 249: A central thiazole ring is substituted at the 2-position with a chlorine atom and at the 4-position with a carbonyl group attached to a cyclopropyl ring. The thiazole ring is linked via an oxygen atom to a 2-chlorophenyl ring, which is further connected to a nitrogen atom. This nitrogen atom is substituted with two methyl groups and a propyl chain that is linked to a benzofuran system.</p>

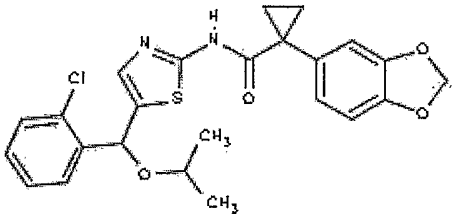
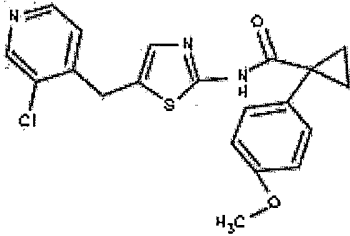
Cmpd #	Compound
250	 <p>Chemical structure of compound 250: A central thiazole ring is substituted at the 2-position with a chlorine atom and at the 4-position with a carbonyl group attached to a cyclopropyl ring. The thiazole ring is linked via an oxygen atom to a 2-chlorophenyl ring, which is further connected to a benzofuran system. A vinyl group (H₂C=CH-) is attached to the benzofuran system.</p>
251	 <p>Chemical structure of compound 251: A central thiazole ring is substituted at the 2-position with a chlorine atom and at the 4-position with a carbonyl group attached to a cyclopropyl ring. The thiazole ring is linked via an oxygen atom to a 2-chlorophenyl ring, which is further connected to a benzofuran system. A propyl chain with a methyl group at the end is attached to the benzofuran system.</p>

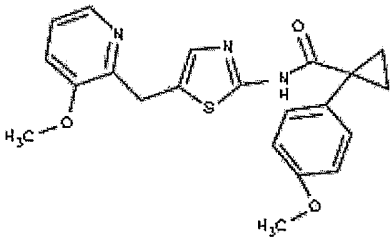
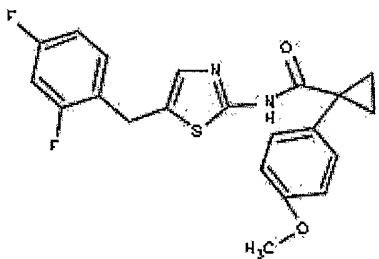
Cmpd #	Compound
252	
253	

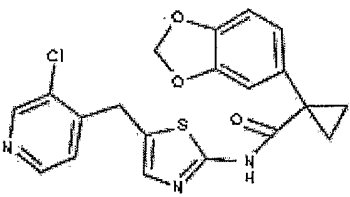
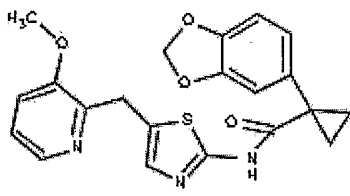
Cmpd #	Compound
254	
255	

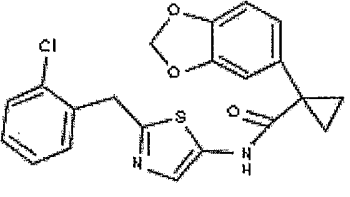
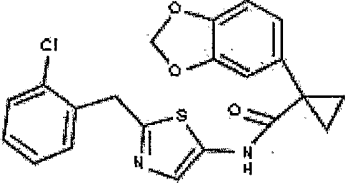
Cmpd #	Compound
256	
257	

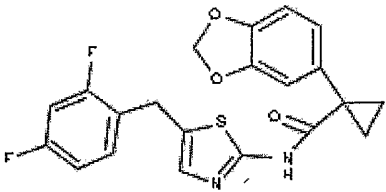
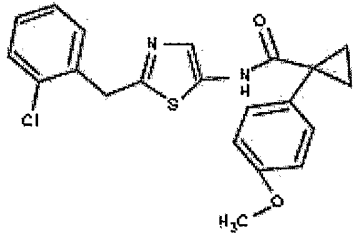
Cmpd #	Compound
258	
259	

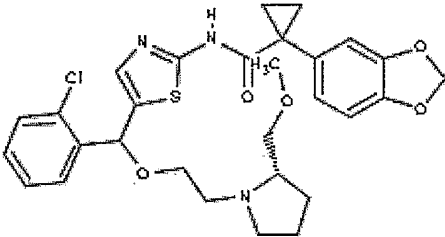
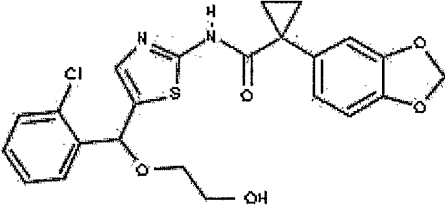
Cmpd #	Compound
260	
261	

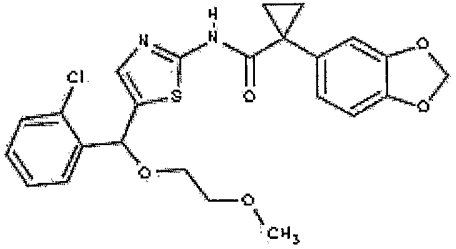
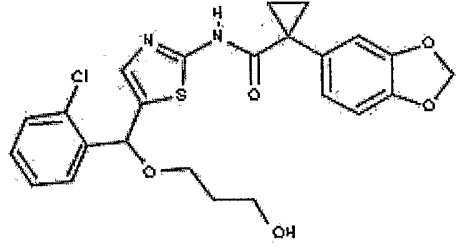
Cmpd #	Compound
262	
263	

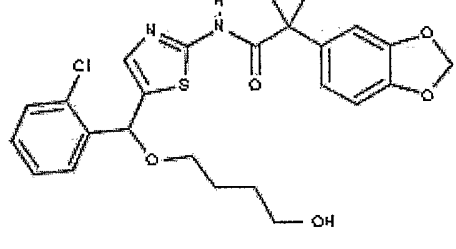
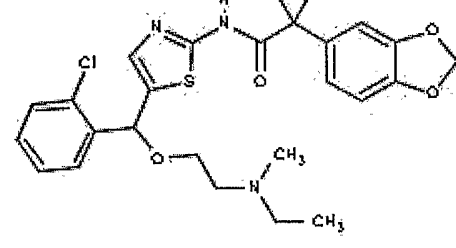
Cmpd #	Compound
264	 <p>Chemical structure of compound 264: A central thiazole ring is substituted at the 2-position with a 4-chlorophenylmethyl group and at the 4-position with a carbonyl group attached to a cyclopropyl ring. The thiazole ring is also substituted at the 5-position with a 2-(2,3-dihydrobenzofuran-5-yl)methyl group.</p>
265	 <p>Chemical structure of compound 265: A central thiazole ring is substituted at the 2-position with a 4-methoxyphenylmethyl group and at the 4-position with a carbonyl group attached to a cyclopropyl ring. The thiazole ring is also substituted at the 5-position with a 2-(2,3-dihydrobenzofuran-5-yl)methyl group.</p>

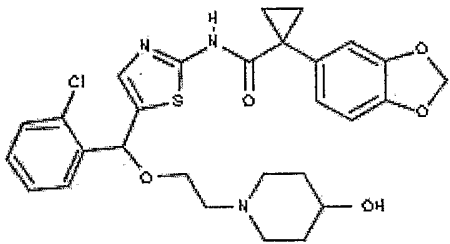
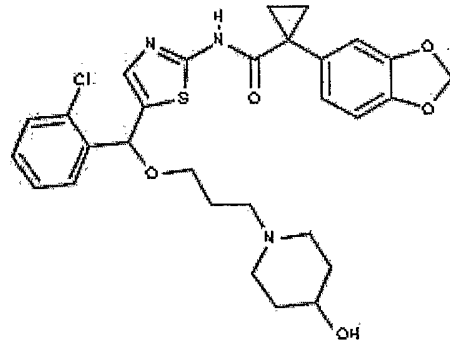
Cmpd #	Compound
266	 <p>Chemical structure of compound 266: A central thiazole ring is substituted at the 2-position with a 3-chlorophenylmethyl group and at the 4-position with a carbonyl group attached to a cyclopropyl ring. The thiazole ring is also substituted at the 5-position with a 2-(2,3-dihydrobenzofuran-5-yl)methyl group.</p>
267	 <p>Chemical structure of compound 267: A central thiazole ring is substituted at the 2-position with a 3-chlorophenylmethyl group and at the 4-position with a carbonyl group attached to a cyclopropyl ring. The thiazole ring is also substituted at the 5-position with a 2-(2,3-dihydrobenzofuran-5-yl)methyl group.</p>

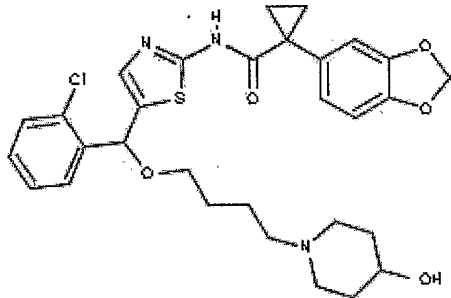
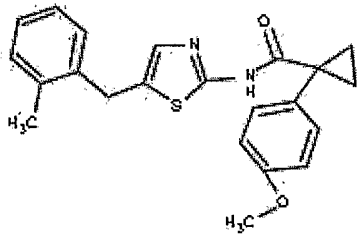
Cmpd #	Compound
268	
269	

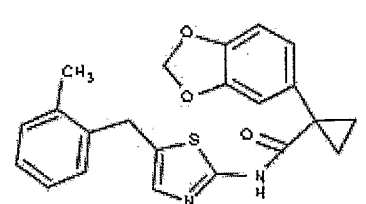
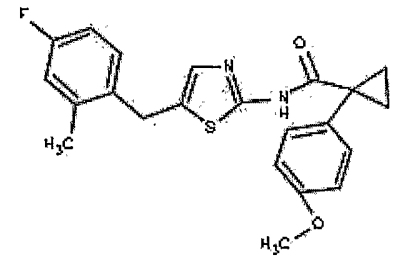
Cmpd #	Compound
270	
271	

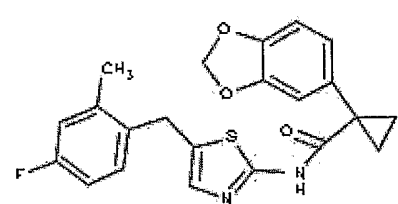
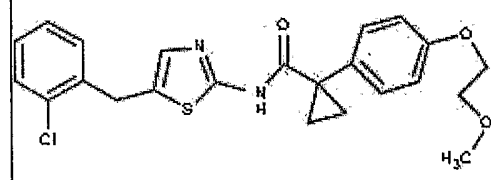
Cmpd #	Compound
272	
273	

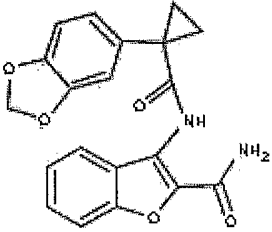
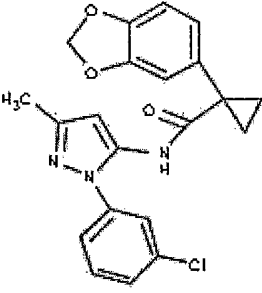
Cmpd #	Compound
274	
275	

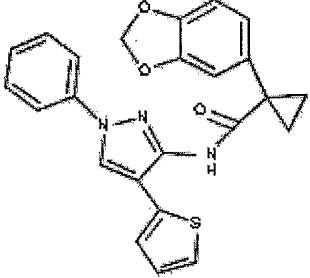
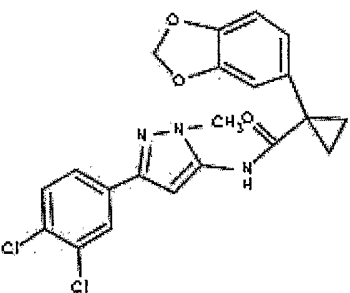
Cmpd #	Compound
276	
277	

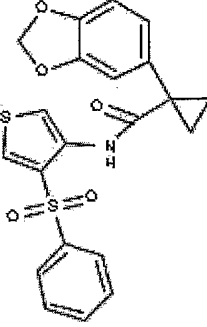
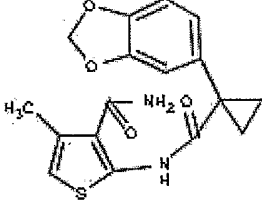
Cmpd #	Compound
278	
279	

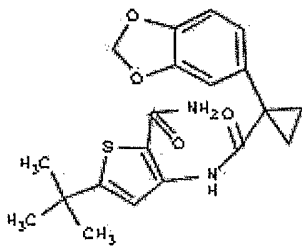
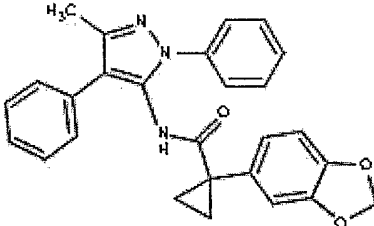
Cmpd #	Compound
280	
281	

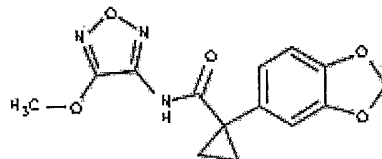
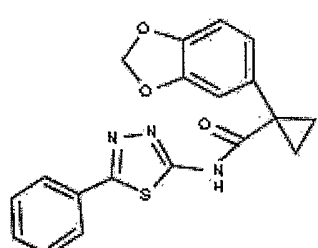
Cmpd #	Compound
282	
283	

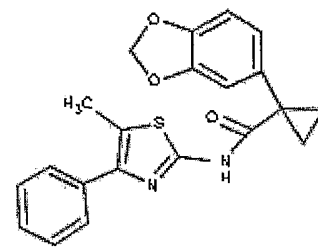
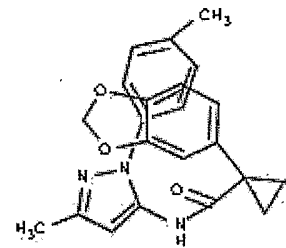
Cmpd #	Compound
284	
285	

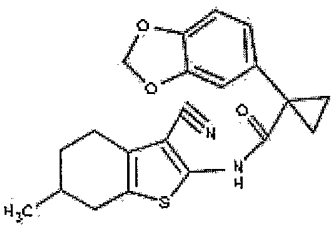
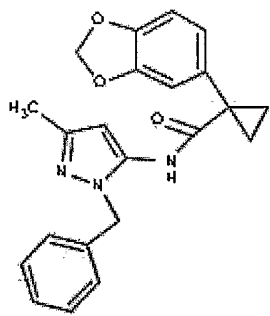
Cmpd #	Compound
286	
287	

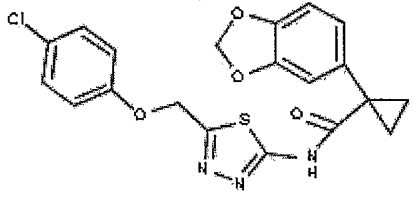
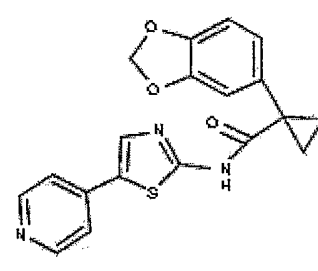
Cmpd #	Compound
288	
289	

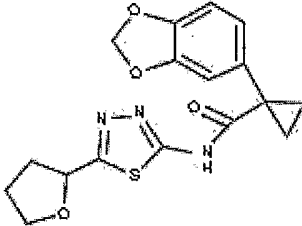
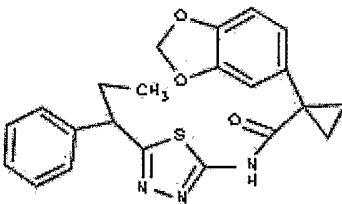
Cmpd #	Compound
290	
291	

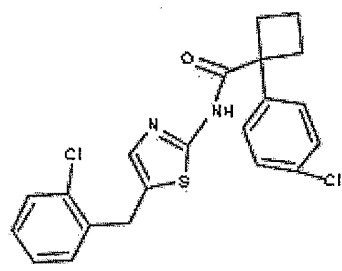
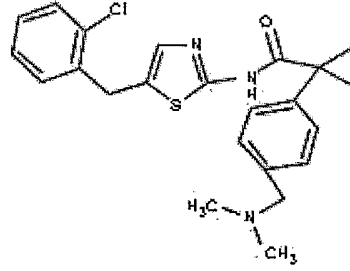
Cmpd #	Compound
292	
293	

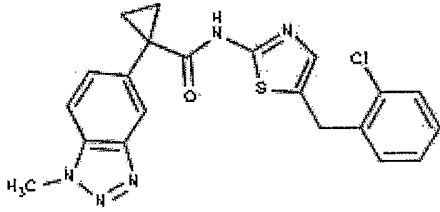
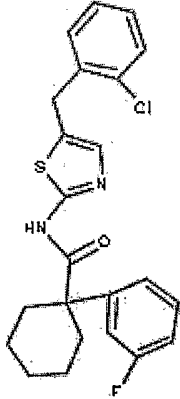
Cmpd #	Compound
294	
295	

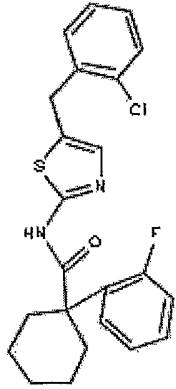
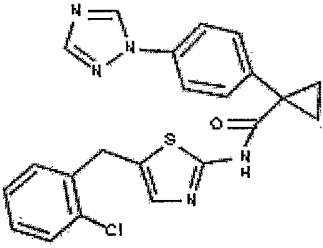
Cmpd #	Compound
296	
297	

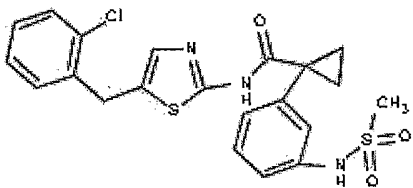
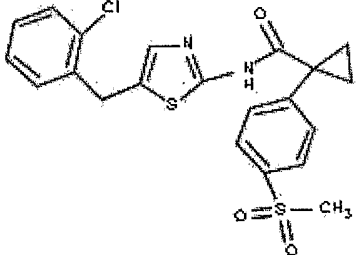
Cmpd #	Compound
298	
299	

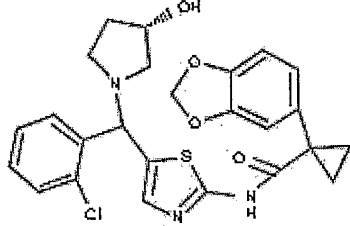
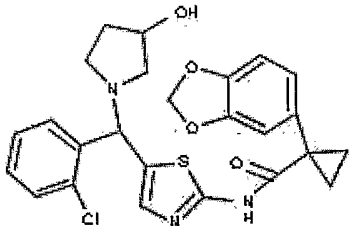
Cmpd #	Compound
300	
301	

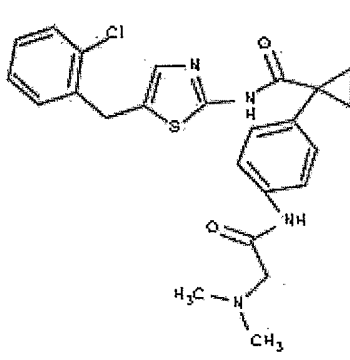
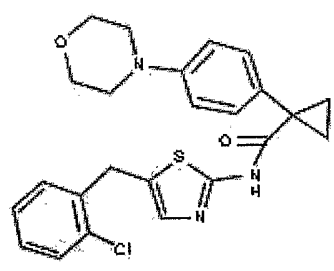
Cmpd #	Compound
302	
303	

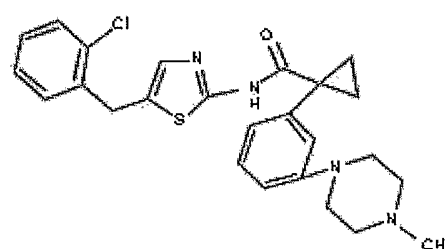
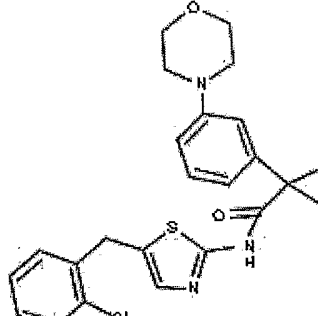
Cmpd #	Compound
304	
305	

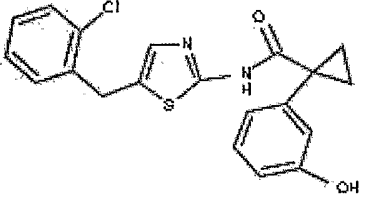
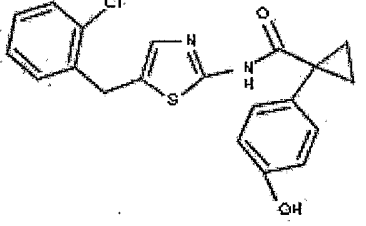
Cmpd #	Compound
306	
307	

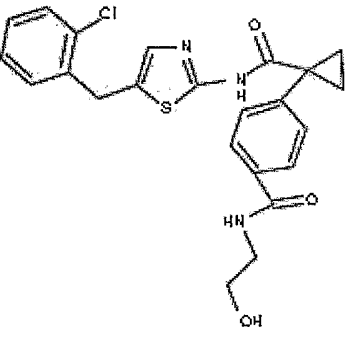
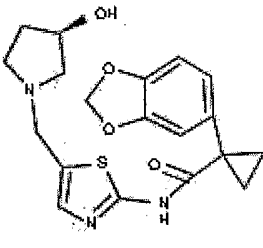
Cmpd #	Compound
308	
309	

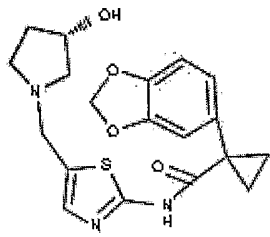
Cmpd #	Compound
310	
311	

Cmpd #	Compound
312	
313	

Cmpd #	Compound
314	
315	

Cmpd #	Compound
316	
317	

Cmpd #	Compound
318	
319	

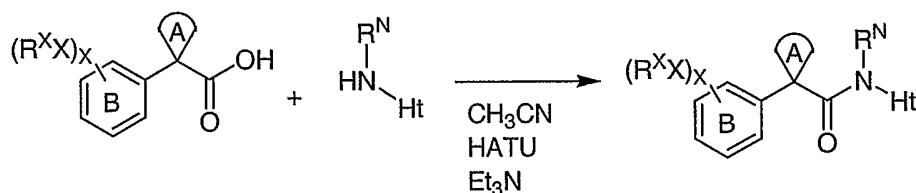
Cmpd #	Compound
320	

[00168]

[00169] 4. General Synthetic Schemes

[00170] Compounds of formula I can be prepared by well-known methods in the art. Illustrated below are exemplary methods for the preparation of compounds of formula I. Scheme I below illustrates an exemplary synthetic method for compounds of formula I.

Scheme I



General Procedure: One equivalent of the appropriate carboxylic acid and one equivalent of the appropriate amine were dissolved in acetonitrile containing triethylamine (3 equivalents). *O*-(7-Azabenzotriazol-1-yl)-*N,N,N',N'*-tetramethyluronium hexafluorophosphate (HATU) was added and the solution was allowed to stir. The crude product was purified by reverse-phase preparative liquid chromatography to yield the pure product.

[00171] 5. Uses, Formulation and Administration

[00172] Pharmaceutically acceptable compositions

[00173] As discussed above, the present invention provides compounds that are useful as modulators of ABC transporters and thus are useful in the treatment of disease, disorders or conditions such as Cystic fibrosis, Hereditary emphysema, Hereditary hemochromatosis, Coagulation-Fibrinolysis deficiencies, such as Protein C deficiency, Type 1 hereditary angioedema, Lipid processing deficiencies, such as Familial hypercholesterolemia, Type 1 chylomicronemia, Abetalipoproteinemia, Lysosomal storage diseases, such as I-cell disease/Pseudo-Hurler, Mucopolysaccharidoses, Sandhof/Tay-Sachs, Crigler-Najjar type II, Polyendocrinopathy/Hyperinsulemia, Diabètes mellitus, Laron dwarfism, Myeloperoxidase deficiency, Primary hypoparathyroidism, Melanoma, Glycanosis CDG type 1, Hereditary emphysema, Congenital hyperthyroidism, Osteogenesis imperfecta, Hereditary hypofibrinogenemia, ACT deficiency, Diabetes insipidus (DI), Neurophyseal DI, Neprogenic DI, Charcot-Marie Tooth syndrome, Perlizaeus-Merzbacher disease, neurodegenerative diseases such as Alzheimer's disease, Parkinson's disease, Amyotrophic lateral sclerosis, Progressive supranuclear plasy, Pick's disease, several polyglutamine neurological disorders asuch as Huntington, Spinocerebullar ataxia type I, Spinal and bulbar muscular atrophy, Dentatorubal pallidoluisian, and Myotonic dystrophy, as well as Spongiform encephalopathies, such as Hereditary Creutzfeldt-Jakob disease (due to Prion protein processing defect), Fabry disease and Straussler-Scheinker syndrome.

[00174] Accordingly, in another aspect of the present invention, pharmaceutically acceptable compositions are provided, wherein these compositions comprise any of the compounds as described herein, and optionally comprise a pharmaceutically acceptable carrier, adjuvant or vehicle. In certain embodiments, these compositions optionally further comprise one or more additional therapeutic agents.

[00175] It will also be appreciated that certain of the compounds of present invention can exist in free form for treatment, or where appropriate, as a pharmaceutically acceptable derivative thereof. According to the present invention, a pharmaceutically acceptable derivative includes, but is not limited to, pharmaceutically acceptable salts, esters, salts of such esters, or any other adduct or derivative which upon administration to a patient in need is capable of providing, directly or indirectly, a compound as otherwise described herein, or a metabolite or residue thereof.

[00176] As used herein, the term "pharmaceutically acceptable salt" refers to those salts which are, within the scope of sound medical judgement, suitable for use in contact with the tissues of humans and lower animals without undue toxicity, irritation, allergic response and the like, and are commensurate with a reasonable benefit/risk ratio. A "pharmaceutically acceptable salt" means any non-toxic salt or salt of an ester of a compound of this invention that, upon administration to a recipient, is capable of providing, either directly or indirectly, a compound of this invention or an inhibitorily active metabolite or residue thereof. As used herein, the term "inhibitorily active metabolite or residue thereof" means that a metabolite or residue thereof is also an inhibitor of an ATP-Binding Cassette Transporters.

[00177] Pharmaceutically acceptable salts are well known in the art. For example, S. M. Berge, *et al.* describe pharmaceutically acceptable salts in detail in *J. Pharmaceutical Sciences*, 1977, 66, 1-19, incorporated herein by reference. Pharmaceutically acceptable salts of the compounds of this invention include those derived from suitable inorganic and organic acids and bases. Examples of pharmaceutically acceptable, nontoxic acid addition salts are salts of an amino group formed with inorganic acids such as hydrochloric acid, hydrobromic acid, phosphoric acid, sulfuric acid and perchloric acid or with organic acids such as acetic acid, oxalic acid, maleic acid, tartaric acid, citric acid, succinic acid or malonic acid or by using other methods used in the art such as ion exchange. Other pharmaceutically acceptable salts include adipate, alginate, ascorbate, aspartate, benzenesulfonate, benzoate, bisulfate, borate, butyrate, camphorate, camphorsulfonate, citrate, cyclopentanepropionate, digluconate, dodecylsulfate, ethanesulfonate, formate, fumarate, glucoheptonate, glycerophosphate, gluconate, hemisulfate, heptanoate, hexanoate, hydroiodide, 2-hydroxy-ethanesulfonate, lactobionate, lactate, laurate, lauryl sulfate, malate, maleate, malonate, methanesulfonate, 2-naphthalenesulfonate, nicotinate, nitrate, oleate, oxalate, palmitate, pamoate, pectinate, persulfate, 3-phenylpropionate, phosphate, picrate, pivalate, propionate, stearate, succinate, sulfate, tartrate, thiocyanate, p-toluenesulfonate, undecanoate, valerate salts, and the like. Salts derived from appropriate bases include alkali metal, alkaline earth metal, ammonium and $N^+(C_{1-4}alkyl)_4$ salts. This invention also envisions the quaternization of any basic nitrogen-containing groups of the compounds disclosed herein. Water or oil-soluble or dispersible products may be obtained by such quaternization. Representative alkali or alkaline earth metal salts include sodium, lithium, potassium, calcium, magnesium, and the like. Further

pharmaceutically acceptable salts include, when appropriate, nontoxic ammonium, quaternary ammonium, and amine cations formed using counterions such as halide, hydroxide, carboxylate, sulfate, phosphate, nitrate, loweralkyl sulfonate and aryl sulfonate.

[00178] As described above, the pharmaceutically acceptable compositions of the present invention additionally comprise a pharmaceutically acceptable carrier, adjuvant, or vehicle, which, as used herein, includes any and all solvents, diluents, or other liquid vehicle, dispersion or suspension aids, surface active agents, isotonic agents, thickening or emulsifying agents, preservatives, solid binders, lubricants and the like, as suited to the particular dosage form desired. Remington's Pharmaceutical Sciences, Sixteenth Edition, E. W. Martin (Mack Publishing Co., Easton, Pa., 1980) discloses various carriers used in formulating pharmaceutically acceptable compositions and known techniques for the preparation thereof. Except insofar as any conventional carrier medium is incompatible with the compounds of the invention, such as by producing any undesirable biological effect or otherwise interacting in a deleterious manner with any other component(s) of the pharmaceutically acceptable composition, its use is contemplated to be within the scope of this invention. Some examples of materials which can serve as pharmaceutically acceptable carriers include, but are not limited to, ion exchangers, alumina, aluminum stearate, lecithin, serum proteins, such as human serum albumin, buffer substances such as phosphates, glycine, sorbic acid, or potassium sorbate, partial glyceride mixtures of saturated vegetable fatty acids, water, salts or electrolytes, such as protamine sulfate, disodium hydrogen phosphate, potassium hydrogen phosphate, sodium chloride, zinc salts, colloidal silica, magnesium trisilicate, polyvinyl pyrrolidone, polyacrylates, waxes, polyethylene-polyoxypropylene-block polymers, wool fat, sugars such as lactose, glucose and sucrose; starches such as corn starch and potato starch; cellulose and its derivatives such as sodium carboxymethyl cellulose, ethyl cellulose and cellulose acetate; powdered tragacanth; malt; gelatin; talc; excipients such as cocoa butter and suppository waxes; oils such as peanut oil, cottonseed oil; safflower oil; sesame oil; olive oil; corn oil and soybean oil; glycols; such a propylene glycol or polyethylene glycol; esters such as ethyl oleate and ethyl laurate; agar; buffering agents such as magnesium hydroxide and aluminum hydroxide; alginic acid; pyrogen-free water; isotonic saline; Ringer's solution; ethyl alcohol, and phosphate buffer solutions, as well as other non-toxic compatible lubricants such as sodium lauryl sulfate and magnesium stearate, as well as coloring agents, releasing agents,

coating agents, sweetening, flavoring and perfuming agents, preservatives and antioxidants can also be present in the composition, according to the judgment of the formulator.

[00179] *Uses of Compounds and Pharmaceutically Acceptable Compositions*

[00180] In yet another aspect, the present invention provides a method of treating a condition, disease, or disorder implicated by ABC transporter activity. In certain embodiments, the present invention provides a method of treating a condition, disease, or disorder implicated by a deficiency of ABC transporter activity, the method comprising administering a composition comprising a compound of formula (I) to a subject, preferably a mammal, in need thereof.

[00181] In certain preferred embodiments, the present invention provides a method of treating cystic fibrosis, hereditary emphysema (due to α 1-antitrypsin; non Piz variants), hereditary hemochromatosis, coagulation-fibrinolysis deficiencies, such as protein C deficiency, Type 1 hereditary angioedema, lipid processing deficiencies, such as familial hypercholesterolemia, Type 1 chylomicronemia, abetalipoproteinemia, lysosomal storage diseases, such as I-cell disease/pseudo-Hurler, mucopolysaccharidoses (due to lysosomal processing enzymes), Sandhof/Tay-Sachs (due to β -hexosaminidase), Crigler-Najjar type II (due to UDP-glucuronyl-sialyl-transferase), polyendocrinopathy/hyperinsulemia, diabetes mellitus (due to insulin receptor), Laron dwarfism (due to growth hormone receptor), myeloperoxidase deficiency, primary hypoparathyroidism (due to preproparathyroid hormone), melanoma (due to tyrosinase). The diseases associated with the latter class of ER malfunction are glycanosis CDG type 1, hereditary emphysema (due to α 1-antitrypsin (PiZ variant), congenital hyperthyroidism, osteogenesis imperfecta (due to Type I, II, IV procollagen), hereditary hypofibrinogenemia (due to fibrinogen), ACT deficiency (due to α 1-antichymotrypsin), diabetes insipidus (DI), neurophyseal DI (due to vasopressin hormone/V2-receptor), neprogenic DI (due to aquaporin II), Charcot-Marie Tooth syndrome (due to peripheral myelin protein 22), Perlizaeus-Merzbacher disease, neurodegenerative diseases such as Alzheimer's disease (due to β APP and presenilins), Parkinson's disease, amyotrophic lateral sclerosis, progressive supranuclear palsy, Pick's disease, several polyglutamine neurological disorders such as Huntington, spinocerebellar ataxia type I, spinal and bulbar muscular atrophy, dentatorubal pallidolusian, and myotonic dystrophy, as well as spongiform

encephalopathies, such as hereditary Creutzfeldt-Jakob disease (due to prion protein processing defect), Fabry disease (due to lysosomal α -galactosidase A), Strausler-Scheinker syndrome, chronic obstructive pulmonary disease (COPD), dry eye disease, and Sjögren's Syndrome, comprising the step of administering to said mammal an effective amount of a composition comprising a compound of formula (I), or a preferred embodiment thereof as set forth above.

[00182] According to an alternative preferred embodiment, the present invention provides a method of treating cystic fibrosis comprising the step of administering to said mammal a composition comprising the step of administering to said mammal an effective amount of a composition comprising a compound of formula (I), or a preferred embodiment thereof as set forth above.

[00183] According to the invention an "effective amount" of the compound or pharmaceutically acceptable composition is that amount effective for treating or lessening the severity of one or more of cystic fibrosis, hereditary emphysema (due to α 1-antitrypsin; non PiZ variants), hereditary hemochromatosis, coagulation-fibrinolysis deficiencies, such as protein C deficiency, Type 1 hereditary angioedema, lipid processing deficiencies, such as familial hypercholesterolemia, Type 1 chylomicronemia, abetalipoproteinemia, lysosomal storage diseases, such as I-cell disease/pseudo-Hurler, mucopolysaccharidoses (due to lysosomal processing enzymes), Sandhof/Tay-Sachs (due to β -hexosaminidase), Crigler-Najjar type II (due to UDP-glucuronyl-sialyl-transferase), polyendocrinopathy/hyperinsulemia, diabetes mellitus (due to insulin receptor), Laron dwarfism (due to growth hormone receptor), myeloperoxidase deficiency, primary hypoparathyroidism (due to preproparathyroid hormone), melanoma (due to tyrosinase). The diseases associated with the latter class of ER malfunction are glycanosis CDG type 1, hereditary emphysema (due to α 1-antitrypsin (PiZ variant), congenital hyperthyroidism, osteogenesis imperfecta (due to Type I, II, IV procollagen), hereditary hypofibrinogenemia (due to fibrinogen), ACT deficiency (due to α 1-antichymotrypsin), diabetes insipidus (DI), neurophyseal DI (due to vasopressin hormone/V2-receptor), neprogenic DI (due to aquaporin II), Charcot-Marie Tooth syndrome (due to peripheral myelin protein 22), Perlizaeus-Merzbacher disease, neurodegenerative diseases such as Alzheimer's disease (due to β APP and presenilins), Parkinson's disease, amyotrophic lateral sclerosis, progressive supranuclear palsy, Pick's disease, several polyglutamine neurological disorders such as Huntington, spinocerebellar ataxia type I, spinal and bulbar

muscular atrophy, dentatorubal pallidoluisian, and myotonic dystrophy, as well as spongiform encephalopathies, such as hereditary Creutzfeldt-Jakob disease (due to prion protein processing defect), Fabry disease (due to lysosomal α -galactosidase A), Straussler-Scheinker syndrome, chronic obstructive pulmonary disease (COPD), dry eye disease, and Sjögren's Syndrome.

[00184] The compounds and compositions, according to the method of the present invention, may be administered using any amount and any route of administration effective for treating or lessening the severity of one or more of cystic fibrosis, hereditary emphysema (due to α 1-antitrypsin; non Piz variants), hereditary hemochromatosis, coagulation-fibrinolysis deficiencies, such as protein C deficiency, Type 1 hereditary angioedema, lipid processing deficiencies, such as familial hypercholesterolemia, Type 1 chylomicronemia, abetalipoproteinemia, lysosomal storage diseases, such as I-cell disease/pseudo-Hurler, mucopolysaccharidoses (due to lysosomal processing enzymes), Sandhof/Tay-Sachs (due to β -hexosaminidase), Crigler-Najjar type II (due to UDP-glucuronyl-sialylc-transferase), polyendocrinopathy/hyperinsulemia, diabetes mellitus (due to insulin receptor), Laron dwarfism (due to growth hormone receptor), myeloperoxidase deficiency, primary hypoparathyroidism (due to preproparathyroid hormone), melanoma (due to tyrosinase). The diseases associated with the latter class of ER malfunction are glycanosis CDG type 1, hereditary emphysema (due to α 1-antitrypsin (PiZ variant), congenital hyperthyroidism, osteogenesis imperfecta (due to Type I, II, IV procollagen), hereditary hypofibrinogenemia (due to fibrinogen), ACT deficiency (due to α 1-antichymotrypsin), diabetes insipidus (DI), neurophyseal DI (due to vasopressin hormone/V2-receptor), neprogenic DI (due to aquaporin II), Charcot-Marie Tooth syndrome (due to peripheral myelin protein 22), Perlizaeus-Merzbacher disease, neurodegenerative diseases such as Alzheimer's disease (due to β APP and presenilins), Parkinson's disease, amyotrophic lateral sclerosis, progressive supranuclear plasy, Pick's disease, several polyglutamine neurological disorders such as Huntington, spinocerebellar ataxia type I, spinal and bulbar muscular atrophy, dentatorubal pallidoluisian, and myotonic dystrophy, as well as spongiform encephalopathies, such as hereditary Creutzfeldt-Jakob disease (due to prion protein processing defect), Fabry disease (due to lysosomal α -galactosidase A), Straussler-Scheinker syndrome, chronic obstructive pulmonary disease (COPD), dry eye disease, and Sjögren's Syndrome.

[00185] The exact amount required will vary from subject to subject, depending on the species, age, and general condition of the subject, the severity of the infection, the particular agent, its mode of administration, and the like. The compounds of the invention are preferably formulated in dosage unit form for ease of administration and uniformity of dosage. The expression "dosage unit form" as used herein refers to a physically discrete unit of agent appropriate for the patient to be treated. It will be understood, however, that the total daily usage of the compounds and compositions of the present invention will be decided by the attending physician within the scope of sound medical judgment. The specific effective dose level for any particular patient or organism will depend upon a variety of factors including the disorder being treated and the severity of the disorder; the activity of the specific compound employed; the specific composition employed; the age, body weight, general health, sex and diet of the patient; the time of administration, route of administration, and rate of excretion of the specific compound employed; the duration of the treatment; drugs used in combination or coincidental with the specific compound employed, and like factors well known in the medical arts. The term "patient", as used herein, means an animal, preferably a mammal, and most preferably a human.

[00186] The pharmaceutically acceptable compositions of this invention can be administered to humans and other animals orally, rectally, parenterally, intracisternally, intravaginally, intraperitoneally, topically (as by powders, ointments, or drops), buccally, as an oral or nasal spray, or the like, depending on the severity of the infection being treated. In certain embodiments, the compounds of the invention may be administered orally or parenterally at dosage levels of about 0.01 mg/kg to about 50 mg/kg and preferably from about 1 mg/kg to about 25 mg/kg, of subject body weight per day, one or more times a day, to obtain the desired therapeutic effect.

[00187] Liquid dosage forms for oral administration include, but are not limited to, pharmaceutically acceptable emulsions, microemulsions, solutions, suspensions, syrups and elixirs. In addition to the active compounds, the liquid dosage forms may contain inert diluents commonly used in the art such as, for example, water or other solvents, solubilizing agents and emulsifiers such as ethyl alcohol, isopropyl alcohol, ethyl carbonate, ethyl acetate, benzyl alcohol, benzyl benzoate, propylene glycol, 1,3-butylene glycol, dimethylformamide, oils (in particular, cottonseed, groundnut, corn, germ, olive, castor, and sesame oils), glycerol,

tetrahydrofurfuryl alcohol, polyethylene glycols and fatty acid esters of sorbitan, and mixtures thereof. Besides inert diluents, the oral compositions can also include adjuvants such as wetting agents, emulsifying and suspending agents, sweetening, flavoring, and perfuming agents.

[00188] Injectable preparations, for example, sterile injectable aqueous or oleaginous suspensions may be formulated according to the known art using suitable dispersing or wetting agents and suspending agents. The sterile injectable preparation may also be a sterile injectable solution, suspension or emulsion in a nontoxic parenterally acceptable diluent or solvent, for example, as a solution in 1,3-butanediol. Among the acceptable vehicles and solvents that may be employed are water, Ringer's solution, U.S.P. and isotonic sodium chloride solution. In addition, sterile, fixed oils are conventionally employed as a solvent or suspending medium. For this purpose any bland fixed oil can be employed including synthetic mono- or diglycerides. In addition, fatty acids such as oleic acid are used in the preparation of injectables.

[00189] The injectable formulations can be sterilized, for example, by filtration through a bacterial-retaining filter, or by incorporating sterilizing agents in the form of sterile solid compositions which can be dissolved or dispersed in sterile water or other sterile injectable medium prior to use.

[00190] In order to prolong the effect of a compound of the present invention, it is often desirable to slow the absorption of the compound from subcutaneous or intramuscular injection. This may be accomplished by the use of a liquid suspension of crystalline or amorphous material with poor water solubility. The rate of absorption of the compound then depends upon its rate of dissolution that, in turn, may depend upon crystal size and crystalline form. Alternatively, delayed absorption of a parenterally administered compound form is accomplished by dissolving or suspending the compound in an oil vehicle. Injectable depot forms are made by forming microencapsule matrices of the compound in biodegradable polymers such as polylactide-polyglycolide. Depending upon the ratio of compound to polymer and the nature of the particular polymer employed, the rate of compound release can be controlled. Examples of other biodegradable polymers include poly(orthoesters) and poly(anhydrides). Depot injectable formulations are also prepared by entrapping the compound in liposomes or microemulsions that are compatible with body tissues.

[00191] Compositions for rectal or vaginal administration are preferably suppositories which can be prepared by mixing the compounds of this invention with suitable non-irritating excipients or carriers such as cocoa butter, polyethylene glycol or a suppository wax which are solid at ambient temperature but liquid at body temperature and therefore melt in the rectum or vaginal cavity and release the active compound.

[00192] Solid dosage forms for oral administration include capsules, tablets, pills, powders, and granules. In such solid dosage forms, the active compound is mixed with at least one inert, pharmaceutically acceptable excipient or carrier such as sodium citrate or dicalcium phosphate and/or a) fillers or extenders such as starches, lactose, sucrose, glucose, mannitol, and silicic acid, b) binders such as, for example, carboxymethylcellulose, alginates, gelatin, polyvinylpyrrolidone, sucrose, and acacia, c) humectants such as glycerol, d) disintegrating agents such as agar-agar, calcium carbonate, potato or tapioca starch, alginic acid, certain silicates, and sodium carbonate, e) solution retarding agents such as paraffin, f) absorption accelerators such as quaternary ammonium compounds, g) wetting agents such as, for example, cetyl alcohol and glycerol monostearate, h) absorbents such as kaolin and bentonite clay, and i) lubricants such as talc, calcium stearate, magnesium stearate, solid polyethylene glycols, sodium lauryl sulfate, and mixtures thereof. In the case of capsules, tablets and pills, the dosage form may also comprise buffering agents.

[00193] Solid compositions of a similar type may also be employed as fillers in soft and hard-filled gelatin capsules using such excipients as lactose or milk sugar as well as high molecular weight polyethylene glycols and the like. The solid dosage forms of tablets, dragees, capsules, pills, and granules can be prepared with coatings and shells such as enteric coatings and other coatings well known in the pharmaceutical formulating art. They may optionally contain opacifying agents and can also be of a composition that they release the active ingredient(s) only, or preferentially, in a certain part of the intestinal tract, optionally, in a delayed manner. Examples of embedding compositions that can be used include polymeric substances and waxes. Solid compositions of a similar type may also be employed as fillers in soft and hard-filled gelatin capsules using such excipients as lactose or milk sugar as well as high molecular weight polyethylene glycols and the like.

[00194] The active compounds can also be in microencapsulated form with one or more excipients as noted above. The solid dosage forms of tablets, dragees, capsules, pills, and

granules can be prepared with coatings and shells such as enteric coatings, release controlling coatings and other coatings well known in the pharmaceutical formulating art. In such solid dosage forms the active compound may be admixed with at least one inert diluent such as sucrose, lactose or starch. Such dosage forms may also comprise, as is normal practice, additional substances other than inert diluents, e.g., tableting lubricants and other tableting aids such as a magnesium stearate and microcrystalline cellulose. In the case of capsules, tablets and pills, the dosage forms may also comprise buffering agents. They may optionally contain opacifying agents and can also be of a composition that they release the active ingredient(s) only, or preferentially, in a certain part of the intestinal tract, optionally, in a delayed manner. Examples of embedding compositions that can be used include polymeric substances and waxes.

[00195] Dosage forms for topical or transdermal administration of a compound of this invention include ointments, pastes, creams, lotions, gels, powders, solutions, sprays, inhalants or patches. The active component is admixed under sterile conditions with a pharmaceutically acceptable carrier and any needed preservatives or buffers as may be required. Ophthalmic formulation, eardrops, and eye drops are also contemplated as being within the scope of this invention. Additionally, the present invention contemplates the use of transdermal patches, which have the added advantage of providing controlled delivery of a compound to the body. Such dosage forms are prepared by dissolving or dispensing the compound in the proper medium. Absorption enhancers can also be used to increase the flux of the compound across the skin. The rate can be controlled by either providing a rate controlling membrane or by dispersing the compound in a polymer matrix or gel.

[00196] As described generally above, the compounds of the invention are useful as modulators of ABC transporters. Thus, without wishing to be bound by any particular theory, the compounds and compositions are particularly useful for treating or lessening the severity of a disease, condition, or disorder where hyperactivity or inactivity of ABC transporters is implicated in the disease, condition, or disorder. When hyperactivity or inactivity of an ABC transporter is implicated in a particular disease, condition, or disorder, the disease, condition, or disorder may also be referred to as a "ABC transporter-mediated disease, condition or disorder". Accordingly, in another aspect, the present invention provides a method for treating

or lessening the severity of a disease, condition, or disorder where hyperactivity or inactivity of an ABC transporter is implicated in the disease state.

[00197] The activity of a compound utilized in this invention as a modulator of an ABC transporter may be assayed according to methods described generally in the art and in the Examples herein.

[00198] It will also be appreciated that the compounds and pharmaceutically acceptable compositions of the present invention can be employed in combination therapies, that is, the compounds and pharmaceutically acceptable compositions can be administered concurrently with, prior to, or subsequent to, one or more other desired therapeutics or medical procedures. The particular combination of therapies (therapeutics or procedures) to employ in a combination regimen will take into account compatibility of the desired therapeutics and/or procedures and the desired therapeutic effect to be achieved. It will also be appreciated that the therapies employed may achieve a desired effect for the same disorder (for example, an inventive compound may be administered concurrently with another agent used to treat the same disorder), or they may achieve different effects (e.g., control of any adverse effects). As used herein, additional therapeutic agents that are normally administered to treat or prevent a particular disease, or condition, are known as "appropriate for the disease, or condition, being treated".

[00199] The amount of additional therapeutic agent present in the compositions of this invention will be no more than the amount that would normally be administered in a composition comprising that therapeutic agent as the only active agent. Preferably the amount of additional therapeutic agent in the presently disclosed compositions will range from about 50% to 100% of the amount normally present in a composition comprising that agent as the only therapeutically active agent.

[00200] The compounds of this invention or pharmaceutically acceptable compositions thereof may also be incorporated into compositions for coating an implantable medical device, such as prostheses, artificial valves, vascular grafts, stents and catheters. Accordingly, the present invention, in another aspect, includes a composition for coating an implantable device comprising a compound of the present invention as described generally above, and in classes and subclasses herein, and a carrier suitable for coating said implantable device. In still another aspect, the present invention includes an implantable device coated with a composition

comprising a compound of the present invention as described generally above, and in classes and subclasses herein, and a carrier suitable for coating said implantable device. Suitable coatings and the general preparation of coated implantable devices are described in US Patents 6,099,562; 5,886,026; and 5,304,121. The coatings are typically biocompatible polymeric materials such as a hydrogel polymer, polymethylsiloxane, polycaprolactone, polyethylene glycol, polylactic acid, ethylene vinyl acetate, and mixtures thereof. The coatings may optionally be further covered by a suitable topcoat of fluorosilicone, polysaccharides, polyethylene glycol, phospholipids or combinations thereof to impart controlled release characteristics in the composition.

[00201] Another aspect of the invention relates to modulating ABC transporter activity in a biological sample or a patient (e.g., *in vitro* or *in vivo*), which method comprises administering to the patient, or contacting said biological sample with a compound of formula I or a composition comprising said compound. The term "biological sample", as used herein, includes, without limitation, cell cultures or extracts thereof; biopsied material obtained from a mammal or extracts thereof; and blood, saliva, urine, feces, semen, tears, or other body fluids or extracts thereof.

[00202] Modulation of ABC transporter activity in a biological sample is useful for a variety of purposes that are known to one of skill in the art. Examples of such purposes include, but are not limited to, the study of ABC transporters in biological and pathological phenomena; and the comparative evaluation of new modulators of ABC transporters.

[00203] In yet another embodiment, a method of modulating activity of an anion channel *in vitro* or *in vivo*, is provided comprising the step of contacting said channel with a compound of formula (I). In preferred embodiments, the anion channel is a chloride channel or a bicarbonate channel. In other preferred embodiments, the anion channel is a chloride channel.

[00204] According to an alternative embodiment, the present invention provides a method of increasing the number of functional ABC transporters in a membrane of a cell, comprising the step of contacting said cell with a compound of formula (I). The term "functional ABC transporter" as used herein means an ABC transporter that is capable of transport activity. In preferred embodiments, said functional ABC transporter is CFTR.

[00205] According to another preferred embodiment, the activity of the ABC transporter is measured by measuring the transmembrane voltage potential. Means for measuring the voltage potential across a membrane in the biological sample may employ any of the known methods in the art, such as optical membrane potential assay or other electrophysiological methods.

[00206] The optical membrane potential assay utilizes voltage-sensitive FRET sensors described by Gonzalez and Tsien (See, Gonzalez, J. E. and R. Y. Tsien (1995) "Voltage sensing by fluorescence resonance energy transfer in single cells" Biophys J **69**(4): 1272-80, and Gonzalez, J. E. and R. Y. Tsien (1997) "Improved indicators of cell membrane potential that use fluorescence resonance energy transfer" Chem Biol **4**(4): 269-77) in combination with instrumentation for measuring fluorescence changes such as the Voltage/Ion Probe Reader (VIPR) (See, Gonzalez, J. E., K. Oades, et al. (1999) "Cell-based assays and instrumentation for screening ion-channel targets" Drug Discov Today **4**(9): 431-439).

[00207] These voltage sensitive assays are based on the change in fluorescence resonant energy transfer (FRET) between the membrane-soluble, voltage-sensitive dye, DiSBAC₂(3), and a fluorescent phospholipid, CC2-DMPE, which is attached to the outer leaflet of the plasma membrane and acts as a FRET donor. Changes in membrane potential (V_m) cause the negatively charged DiSBAC₂(3) to redistribute across the plasma membrane and the amount of energy transfer from CC2-DMPE changes accordingly. The changes in fluorescence emission can be monitored using VIPRTM II, which is an integrated liquid handler and fluorescent detector designed to conduct cell-based screens in 96- or 384-well microtiter plates.

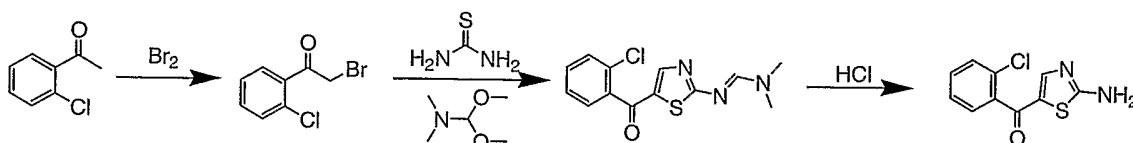
[00208] In another aspect the present invention provides a kit for use in measuring the activity of a ABC transporter or a fragment thereof in a biological sample *in vitro* or *in vivo* comprising (i) a composition comprising a compound of formula (I) or any of the above embodiments; and (ii) instructions for a) contacting the composition with the biological sample and b) measuring activity of said ABC transporter or a fragment thereof. In one embodiment, the kit further comprises instructions for a) contacting an additional composition with the biological sample; b) measuring the activity of said ABC transporter or a fragment thereof in the presence of said additional compound, and c) comparing the activity of the ABC transporter in the presence of the additional compound with the density of the ABC transporter

in the presence of a composition of formula (I). In preferred embodiments, the kit is used to measure the density of CFTR.

[00209] In order that the invention described herein may be more fully understood, the following examples are set forth. It should be understood that these examples are for illustrative purposes only and are not to be construed as limiting this invention in any manner.

EXAMPLES

[00210] Example 1:

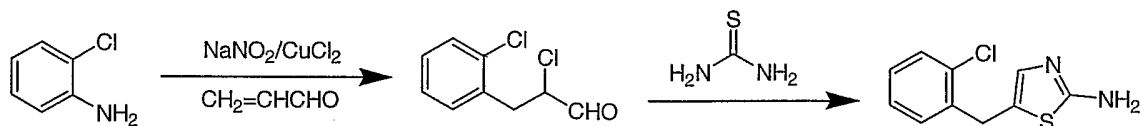


2-Bromo-1-(chloro-phenyl)-ethanone Bromine (3.8 mL, 65 mmol) was added dropwise to a solution of 1-(2-chloro-phenyl)-ethanone (10. g, 65 mmol) in acetic acid (75 mL) at 0°C. The mixture was then warmed to room temperature and stirred overnight. The mixture was evaporated to dryness and used in the next step without further purification.

N'-[5-(2-Chloro-benzoyl)-thiazol-2-yl]-N,N-dimethyl-formamide. A mixture of thiourea (4.95 g, 65.0 mmol) and dimethoxymethyl-dimethyl-amine (23.2 g, 195 mmol) in methanol (80 mL) was heated under reflux for 30 minutes. After allowing the mixture to cool, triethylamine (19.8 g, 195 mmol) and a solution of 2-bromo-1-(chloro-phenyl)-ethanone (crude from last step) in methanol (50 mL) were added. The mixture was heated under reflux for 4 hours. The solvent was removed and the residue was used directly in the next procedure.

(2-Amino-thiazol-5-yl)-(2-chloro-phenyl)-methanone The crude N'-[5-(2-chloro-benzoyl)-thiazol-2-yl]-N,N-dimethyl-formamide was dissolved in 10% hydrochloric acid (150 mL) and heated to 70°C for 4 hours. The precipitate was filtered, washed with ether, and then suspended in a 10% sodium carbonate solution (250mL). The suspension was stirred for 1 hour and the precipitate was filtered, washed with ether, and dried in air to give (2-amino-thiazol-5-yl)-(2-chloro-phenyl)-methanone as a brown solid (8.5 g, 36 mmol, 55% from 1-(2-chloro-phenyl)-ethanone). ESI-MS *m/z* calc. 238.0, found; 239.3 (M+1)⁺ ¹H NMR (DMSO): δ: 7.252 (s, 1 H), 7.420-7.553 (m, 4 H), 8.345 (s, 2 H).

(2-Amino-thiazol-5-yl)-(2-methoxy-phenyl)-methanone (2-Amino-thiazol-5-yl)-(2-methoxy-phenyl)-methanone was prepared in a manner analogous to that of (2-amino-thiazol-5-yl)-(2-chloro-phenyl)-methanone (92% yield). ESI-MS m/z calc. 234.1, found; 235.1 (M+1)⁺ ¹H NMR (CDCl₃): δ : 7.37-7.7.47 (m, 3 H), 6.98-7.04 (m, 2 H), 5.77 (br, 1 H), 3.82 (s, 3 H).



2-Chloro-3-(2-chloro-phenyl)-propionaldehyde To a solution of 2-chloroaniline (12.7 g, 100. mmol) in hydrochloric acid (20 % aqueous solution, 40 mL) was added dropwise a solution of sodium nitrite (7.5 g, 110 mmol) in water (20 mL) at 0 to 5 °C. After stirring for 10 minutes, a cooled solution of acrolin (15 g, 270 mmol) in acetone (100 mL) containing calcium oxide (2.0 g, 36 mmol) was added gradually, and then followed by a solution of cuprous chloride (1 g, 10 mmol) in acetone (10 mL) containing hydrochloric acid (20 % aqueous solution, 2 mL) . The mixture was stirred at 0 to 30 °C for 3 hours and then extracted three times with dichloromethane (100mL). The combined organic layers were washed with a saturated aqueous solution of sodium bicarbonate followed by a saturated aqueous solution of sodium chloride. The organic layer was separated, dried over sodium sulfate, and evaporated to dryness to give a black viscous oil. The crude product was passed through a short silica gel column to give 12 g of crude product, which was used directly in the next step.

5-(2-Chloro-benzyl)-thiazol-2-ylamine A mixture of 2-chloro-3-(2-chloro-phenyl)-propionaldehyde (12 g, crude from above) and urea (6.0 g, 0.10 mol) in ethanol (120 mL) was heated to reflux overnight. The solvent was evaporated to dryness. The residue was diluted with dichloromethane (120 mL) and then washed with sodium hydroxide (10% aqueous solution, 50 mL) and water (30 mL). The organic layer was extracted three times with hydrochloric acid (5% aqueous solution, 120 mL). The combined aqueous layer was adjusted with a 10 % aqueous solution of sodium hydroxide to between pH 9 and 10 and then extracted three times with dichloromethane (150 mL). The organic layers were combined, dried over sodium sulfate, evaporated to dryness, and purified by silica gel column chromatography to yield a yellow solid.

(5.2 g, 0.023 mol, 23% from 2-chloroaniline). ESI-MS m/z calc. 224.0, found 225.2 (M+1)⁺ ¹H NMR (CDCl₃) δ 4.07 (s, 2H), 4.90 (bs, 2H), 6.80 (s, 1H), 7.37-7.15 (m, 4H).

5-(2-methoxy-benzyl)-thioazol-2-ylamine 5-(2-methoxy-benzyl)-thioazol-2-ylamine was prepared in a manner analogous to that of 5-(2-chloro-benzyl)-thiazol-2-ylamine. ESI-MS m/z calc. 220.1, found 221.2 (M+1)⁺ ¹H NMR(CDCl₃) δ 7.26-7.19 (m, 1H), 7.15 (d, $J = 6.8$ Hz, 1H), 6.90-6.85 (m, 2H), 6.79 (s, 1H), 4.77 (bs, 2H), 3.93 (s, 2H), 3.84 (s, 3H).

5-(3-Chloro-benzyl)-thioxazol-2-ylamine 5-(3-Chloro-benzyl)-thioxazol-2-ylamine was prepared in a manner analogous to that of 5-(2-chloro-benzyl)-thiazol-2-ylamine. ESI-MS m/z calc. 224.0, found 225.2 (M+1)⁺ ¹H NMR (CDCl₃) δ 7.26-7.21 (m, 3H), 7.10 (d, $J = 6.8$ Hz, 1H), 6.81 (s, 1H), 4.82 (bs, 2H), 3.93 (s, 2H).

5-(4-Chloro-benzyl)-thioxazol-2-ylamine 5-(4-Chloro-benzyl)-thioxazol-2-ylamine was prepared in a manner analogous to that of 5-(2-chloro-benzyl)-thiazol-2-ylamine. ESI-MS m/z calc. 224.0, found 225.2 (M+1)⁺ ¹H NMR(CDCl₃) δ 7.26 (d, $J = 8.4$ Hz, 2H), 7.14 (d, $J = 8.4$ Hz, 2H), 6.79 (s, 1H), 4.85 (bs, 2H), 3.92 (s, 2H).

5-(2-Cyano-benzyl)-thiazol-2-ylamine 5-(2-Cyano-benzyl)-thiazol-2-ylamine was prepared in a manner analogous to that of 5-(2-chloro-benzyl)-thiazol-2-ylamine (12 g, 56 mmol, 11 % from 2-cyanoaniline). ESI-MS m/z calc. 215.05, found 216.16 (M+1)⁺ ¹H NMR(CDCl₃): δ 7.64 (d, 1H), 7.54 (t, 1H), 7.34 (m, 2H), 6.87 (s, 1H), 4.89 (br, 2H), 4.19 (s, 2H).

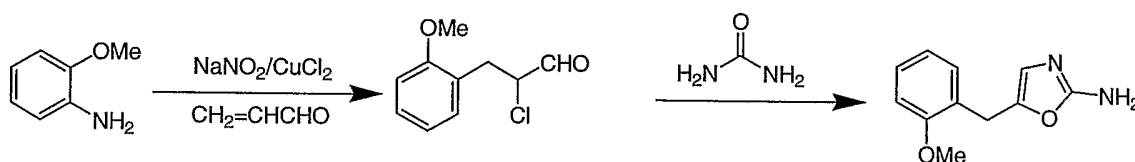
5-(2-Chloro-3-fluoro-benzyl)-thiazol-2-ylamine 5-(2-Chloro-3-fluoro-benzyl)-thiazol-2-ylamine was prepared in a manner analogous to that of 5-(2-chloro-benzyl)-thiazol-2-ylamine (4.0 g, 16 mmol, 12% from 2-chloro-6-fluoroaniline). ESI-MS m/z calc. 242.07, found 243.14 (M+1)⁺ ¹H NMR(CDCl₃): δ 7.17 (m, 1H), 7.04 (m, 2H), 6.82 (s, 1H), 4.86 (br, 2H), 4.09 (s, 2H).

5-(2-chloro-4-fluoro-benzyl)-thiazol-2-ylamine 5-(2-chloro-4-fluoro-benzyl)-thiazol-2-ylamine was prepared in a manner analogous to that of 5-(2-chloro-benzyl)-thiazol-2-ylamine (11.5 g, 47.4 mmol, 30 % from 2-chloro-4-fluoroaniline). ESI-MS m/z calc. 242.01, found

243.27 (M+1)⁺ ¹H NMR(CDCl₃): δ 9.34 (br, 2 H), 7.48 (m, 2 H), 7.24 (m, 1 H), 7.07 (s, 1 H), 4.04 (s, 2 H).

5-(2-chloro-5-fluoro-benzyl)-thiazol-2-ylamine 5-(2-chloro-5-fluoro-benzyl)-thiazol-2-ylamine was prepared in a manner analogous to that of 5-(2-chloro-benzyl)-thiazol-2-ylamine (7.8 g, 32 mmol, 20% from 2-chloro-5-fluoroaniline). ESI-MS *m/z* calc. 242.01, found 243.36 (M+1)⁺ ¹H NMR: (DMSO-d₆) δ 9.25 (s, 2H), 7.52 (q, 1H), 7.36 (dd, 1H), 7.21 (dt, 1H), 7.10 (s, 1H), 4.05 (s, 2H).

[00155] Example 2:



2-Chloro-3-(2-methoxy-phenyl)-propionaldehyde. A solution of 2-methoxyaniline (24.6 g, 0.200 mole) in hydrochloric acid (20 % aqueous solution, 80 mL) was slowly added to a solution of sodium nitrite (15 g, 0.22 mole) in water (40 mL) at 0 to 5 °C. After stirring for 10 minutes, a cooled solution of acrolin (30 g, 0.56 mol) in acetone (200 mL) containing calcium oxide (4.0 g, 72 mmol) was added gradually, and then followed by a solution of cuprous chloride (2.0 g, 20 mmol) in acetone (20 mL) containing hydrochloric acid (20 % aqueous solution, 4 mL). The mixture was stirred at 0 to 30 °C for 3 hours, and then extracted with three 150 mL portions of dichloromethane. The combined organic layers were washed with a saturated aqueous solution of sodium bicarbonate, a saturated aqueous solution of sodium chloride, dried over sodium sulfate, filtered, and concentrated to give a black viscous oil. The crude product was passed through a short silica column to give 10 g of crude product, which was used directly in the next procedure.

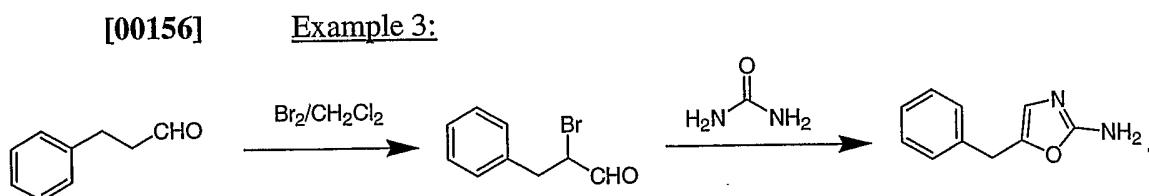
5-(2-methoxy-benzyl)-oxazol-2-ylamine. A mixture of 2-chloro-3-(2-methoxyphenyl)-propionaldehyde (10 g, crude from above) and urea (9.6 g, 0.16 mol) was dissolved in ethanol (250 mL) and then heated to reflux overnight. The solvent was evaporated to dryness. The residue was diluted with dichloromethane (250 mL) and then washed with sodium hydroxide (10 % aqueous solution, 100 mL) and water (50 mL). The organic layer was extracted three times

with hydrochloric acid (5 % aqueous solution, 250 mL). The combined aqueous layers were adjusted to pH 9 to 10 with a 10 % aqueous solution of sodium hydroxide and then extracted three times with dichloromethane (300mL). The organic layer was separated, dried over sodium sulfate, and evaporated to dryness. The crude product was purified by silica gel column chromatography to yield the yellow-red solid product. (0.72 g, 0.35 % from 2-methoxyaniline). ESI-MS m/z calc. 204.1, found; 205.1 (M+1)⁺ ¹H NMR(CDCl₃) δ 7.26-7.20 (m, 1H), 7.14 (d, J = 7.2Hz, 1H), 6.91-6.86 (m, 2H), 6.35 (s, 1H), 4.49 (bs, 2H), 3.85 (s, 2H), 3.82 (s, 3H).

5-(2-Chloro-benzyl)-oxazol-2-ylamine. 5-(2-Chloro-benzyl)-oxazol-2-ylamine was prepared in a manner analogous to that of the preparation of 5-(2-methoxy-benzyl)-oxazol-2-ylamine to yield the product as a yellow solid. (3.5 g, 8.4% from 2-chloroaniline). ESI-MS m/z calc. 208.0, found; 209.1 (M+1)⁺ ¹H NMR (CDCl₃) δ 7.37-7.18 (m, 4H), 6.40 (s, 1H), 4.66 (bs, 2H), 3.97 (s, 2H).

5-(3-Chloro-benzyl)-oxazol-2-ylamine 5-(3-Chloro-benzyl)-oxazol-2-ylamine was prepared in a manner analogous to that of the preparation of 5-(2-methoxy-benzyl)-oxazol-2-ylamine to yield the product as a yellow solid (1.2 g, 2.9 % from 3-chloroaniline). ESI-MS m/z calc. 208.0, found; 209.2 ¹H NMR(CDCl₃) δ 7.26-7.22 (m, 3H), 7.10 (d, J = 6.0Hz, 1H), 6.44 (s, 1H), 4.73 (bs, 2H), 3.82 (s, 2H).

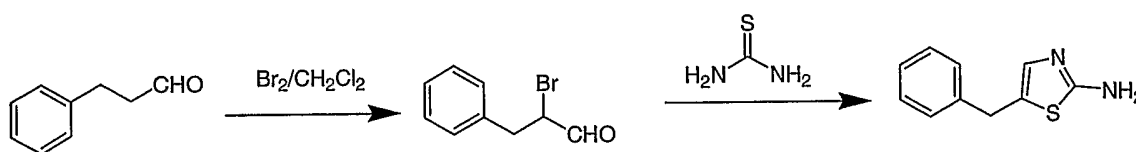
5-(4-Chloro-benzyl)-oxazol-2-ylamine 5-(4-Chloro-benzyl)-oxazol-2-ylamine was prepared in a manner analogous to that of the preparation of 5-(2-methoxy-benzyl)-oxazol-2-ylamine to yield the product as a yellow solid (1.6 g, yield=3.86% from 4-chloroaniline). ESI-MS m/z calc. 208.0, found; 209.1 ¹H NMR(CDCl₃) δ 7.27 (d, J = 8.4Hz, 2H), 7.17 (d, J = 8.0 Hz, 2H), 6.38 (s, 1H), 4.66 (bs, 2H), 3.81(s, 2H).



2-Bromo-3-phenylpropionaldehyde A solution of bromine (15.2 g, 95.1 mmol) in 30 mL of dichloromethane was added to a solution of 3-phenyl-propionaldehyde (13.4 g, 100 mmol) in dichloromethane (150 mL) at 0 °C over 20 minutes. The reaction mixture was allowed to stir for 2 hours and then a saturated aqueous solution of sodium bicarbonate (100 mL) was added to the mixture. The organic layer was separated and the aqueous layer was washed with dichloromethane (50 mL). The combined organic layers were washed with water, a saturated aqueous solution of sodium chloride, and then evaporated to dryness to give an orange oil (14.2 g), which was used directly in the next step.

5-Benzyl-oxazol-2-ylamine A mixture of 2-bromo-3-phenylpropionaldehyde (14.2 g, crude from above) and urea (7.2 g, 0.12 mol) were heated to reflux for 15 hours in 200 mL of ethanol. The solvent was evaporated to dryness and the residue was diluted with dichloromethane (250 mL) and then washed with sodium hydroxide (10 % aqueous solution, 100 mL) and water (50 mL). The organic layer was extracted three times with hydrochloric acid (5 % aqueous solution, 250 mL). The combined aqueous layers were brought to pH 9 to 10 with a 10 % aqueous solution of sodium hydroxide and then extracted three times with dichloromethane (300 mL). The organic layer was dried over sodium sulfate, evaporated to dryness, and purified by silica gel column chromatography to give a pale yellow solid. (1.6 g, 9.2 mmol, 9.2% from 3-phenyl-propionaldehyde). ESI-MS m/z calc. 174.1, found; 175.1 $^1\text{H NMR}(\text{CDCl}_3)$ δ 7.32-7.22 (m, 5H), 6.39 (s, 1H), 4.72 (bs, 2H), 3.84 (s, 2H).

[00157] Example 4:

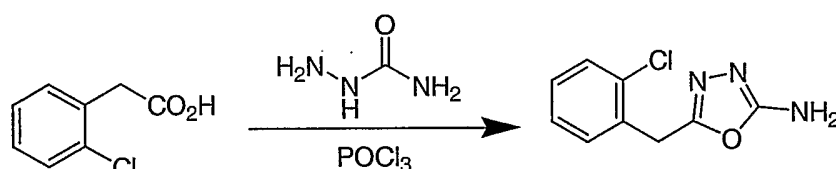


2-Bromo-3-phenylpropionaldehyde A solution of bromine (15.2 g, 95.1 mmol) in 30 mL of dichloromethane was added to a solution of 3-phenyl-propionaldehyde (13.4 g, 100 mmol) in dichloromethane (150 mL) at 0 °C over 20 minutes. The reaction mixture was allowed to stir for 2 hours and then a saturated aqueous solution of sodium bicarbonate (100 mL) was

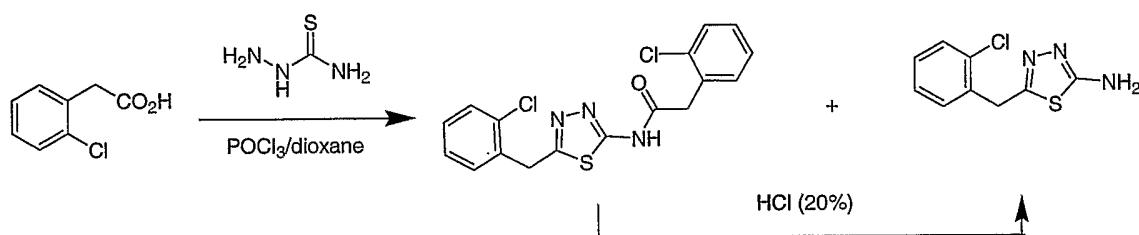
added to the mixture. The organic layer was separated and the aqueous layer was washed with dichloromethane (50 mL). The combined organic layers were washed with water, a saturated aqueous solution of sodium chloride, and then evaporated to dryness to give an orange oil (14.2 g), which was used directly in the next step.

5-benzyl-thioxazol-2-ylamine A mixture of 2-bromo-3-phenylpropionaldehyde (14.2 g, crude from above) and urea (7.2 g, 0.12 mol) were heated to reflux for 15 hours in 200 mL of ethanol. The solvent was evaporated to dryness and the residue was diluted with dichloromethane (250 mL) and then washed with sodium hydroxide (10 % aqueous solution, 100 mL) and water (50 mL). The organic layer was extracted three times with hydrochloric acid (5 % aqueous solution, 250 mL). The combined aqueous layers were brought to pH 9 to 10 with a 10 % aqueous solution of sodium hydroxide and then extracted three times with dichloromethane (300 mL). The organic layer was dried over sodium sulfate, evaporated to dryness, and purified by silica gel column chromatography to give a pale yellow solid. (5.2 g, 27 mmol, 27 % from 3-phenyl-propionaldehyde). ESI-MS *m/z* calc. 190.1, found; 191.2 ¹H NMR(CDCl₃) δ 7.32-7.21 (m, 5H), 6.79 (s, 1H), 4.91 (bs, 2H), 3.95 (s, 2H).

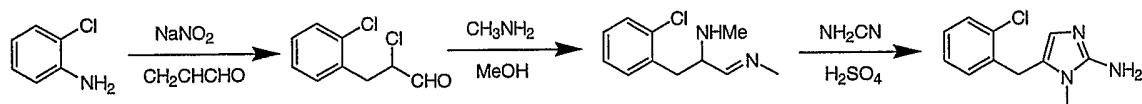
[00158] Example 5:



5-(2-Chloro-benzyl)-[1,3,4]oxadiazol-2-ylamine Semicarbazide (9.0 g, 120 mmol) was slowly added to a solution of (2-chlorophenyl)acetic acid (10. g, 60 mmol) in phosphorus oxychloride (50 mL). The mixture was stirred at room temperature for 16 hours and then poured into crushed ice (500 g). A viscous solid was decanted from the aqueous layer and then the aqueous layer was adjusted to pH 4 to 5 with sodium hydroxide (50 % aqueous solution). The resulting precipitate was filtered and then washed with sodium carbonate (10 % aqueous solution, 100 mL) to give the product as a white solid. (5.9 g, 28 mmol, 47 %). ESI-MS *m/z* calc. 209.0, found; 210.1 (M+1)⁺ ¹H NMR(DMSO) δ 7.44-7.30 (m, 4H), 6.88 (s, 2H), 4.13 (s, 2H).

[00159] Example 6:

5-(2-Chloro-benzyl)-[1,3,4]thiadiazol-2-ylamine. A solution of phosphorous oxychloride (16.6 g, 108 mmol) in 1,4-dioxane (50 mL) was added over a period of 30 minutes to a suspension of (2-chlorophenyl)acetic acid (25.0 g, 147 mmol) and thiosemicarbazide (13.3 g, 147 mmol) in 1,4-dioxane (350 mL) at 90 °C. The mixture was stirred at 90°C for an additional 1.5 hours and then the solvent was evaporated to dryness. The residue was treated with water (300 mL) and then made strongly basic with sodium hydroxide (30 % aqueous solution). The solid was filtered and then washed with ethyl acetate. The ethyl acetate layer was evaporated to give a mixture of 5-(2-chloro-benzyl)-[1,3,4]thiadiazol-2-ylamine and *N*-[5-(2-chloro-benzyl)-[1,3,4]thiadiazol-2-yl]-2-(2-chloro-phenyl)-acetamide as a pale-yellow solid (13.2 g). The solid was refluxed in a mixture of hydrochloric acid (20 % aqueous solution, 250 mL) and ethanol (50 mL) for 15 hours and then cooled to room temperature. The resulting precipitate was collected and then washed with sodium carbonate (10 % aqueous solution, 50 mL) to give 5-(2-chloro-benzyl)-[1,3,4]thiadiazol-2-ylamine as a white solid (5.2 g, 23 mmol, 16%). ESI-MS *m/z* calc. 225.0, found; 226.1 (M+1)⁺ ¹H NMR(DMSO) δ 7.48-7.32 (m, 4H), 4.29 (s, 2H).

[00160] Example 7:

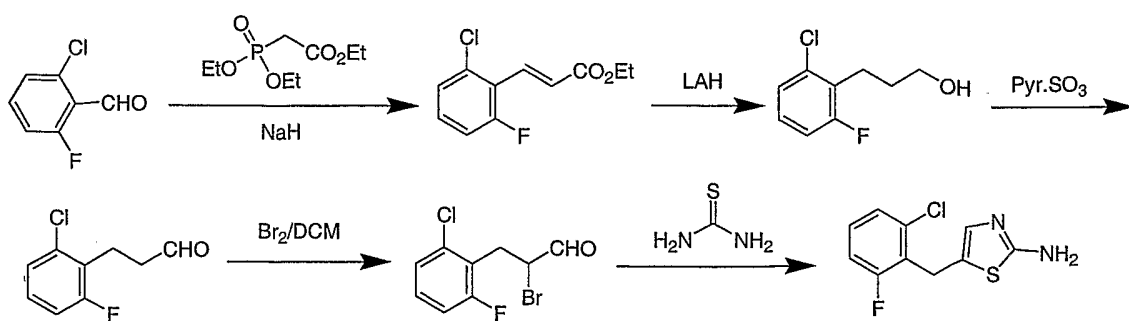
2-Chloro-3-(2-chloro-phenyl)-propionaldehyde. A solution of sodium nitrite (15 g, 0.22 mol) in water (40 mL) was slowly added to a solution of 2-chloroaniline (25.5 g, 0.200 mol) in hydrochloric acid (20 % aqueous solution, 100 mL) at 0 to 5 °C. The mixture was stirred for ten minutes and then poured into a cooled solution of acrolein (30. g, 0.56 mol) in acetone (200 mL) containing calcium oxide (4.0 g, 72 mmol), followed by a solution of cuprous chloride (2.0

g, 20 mmol) in acetone (20 mL) containing hydrochloric acid (20 % aqueous solution, 4 mL). The mixture was stirred for 3 hours at room temperature, and then extracted three times with dichloromethane (150 mL). The combined organic layers were washed with a solution of saturated aqueous sodium chloride, dried over sodium sulfate, filtered, and evaporated to dryness to give a black viscous oil that was used directly in the next procedure.

[2-(2-Chloro-phenyl)-1-methyliminomethyl-ethyl]-methyl-amine. A solution of methylamine in methanol (27 %, 69 g) was slowly added to a solution of 2-chloro-3-(2-chloro-phenyl)-propionaldehyde in dichloromethane (20 mL). The reaction mixture was allowed to stir for 12 hours and then used immediately in the next procedure.

5-(2-Chloro-benzyl)-1-methyl-1*H*-imidazol-2-ylamine. A solution of cyanamide in water (50 %, 150 mL) was added to a boiling solution of [2-(2-chloro-phenyl)-1-methyliminomethyl-ethyl]-methyl-amine in methanol and dichloromethane. The pH was brought to 4.5 by continual addition of an aqueous solution of sulfuric acid (9 M). The mixture was refluxed for 2 hours, allowed to cool to room temperature, and adjusted to pH 9 through the addition of powdered sodium bicarbonate. The mixture was extracted three times with dichloromethane (200 mL) and the combined organic layers were extracted three times with hydrochloric acid (20 % aqueous solution, 150 mL). The aqueous solution was adjusted to pH 10 with sodium hydroxide (10 % aqueous solution) and extracted three times with dichloromethane (150 mL). The combined organic layers were washed with a saturated aqueous solution of sodium chloride, dried over sodium sulfate, filtered, and evaporated to dryness to give a black solid which was purified by column chromatography to yield the product (5.0 g, 0.23 mmol, 11 % from 2-chloroaniline) as a brown solid. ESI-MS m/z calc. 221.1, found; 222.3 (M+1)⁺ ¹H NMR (CDCl₃): δ 7.30-7.37 (m, 1 H), 7.15-7.18 (m, 2 H), 7.03-7.06 (m, 1 H), 6.43 (s, 1 H), 3.94 (s, 2H), 3.80 (br, 2H), 3.15 (s, 3 H).

[00161] Example 8:



3-(2-Chloro-6-fluoro-phenyl)-acrylic acid ethyl ester

A solution of (diethoxyphosphoryl)-acetic acid ethyl ester (87 g, 0.39 mol) in tetrahydrofuran (100 mL) was slowly added to a suspension of sodium hydride (60% in mineral oil, 15 g, 0.39 mol) in tetrahydrofuran (200 mL) at 0 °C. After stirring for 20 minutes, a solution of 2-chloro-6-fluorobenzaldehyde (40 g, 0.26 mol) in tetrahydrofuran (100 mL) while maintaining the temperature at 0 °C. The mixture was heated to 50 °C for 1 hour and then cooled to room temperature. The reaction was quenched by addition of a saturated aqueous solution of ammonium chloride (300 mL). The layers were separated and the aqueous layer was extracted with ether. The combined organic layers were washed with a saturated aqueous solution of sodium chloride, dried over sodium sulfate, and evaporated to dryness to give 3-(2-chloro-6-fluoro-phenyl)-acrylic acid ethyl ester, which was used directly in the next step. ¹H NMR (CDCl₃) δ: 7.89 (d, 1 H, *J* = 16.4 Hz), 7.26-7.06 (m, 2 H), 7.06-7.02 (m, 1 H), 6.72 (d, 1 H, *J* = 16.4 Hz), 4.28 (q, 2 H, *J* = 7.6 Hz), 1.34 (t, 3 H, *J* = 7.6 Hz).

3-(2-chloro-6-fluoro-phenyl)-propan-1-ol

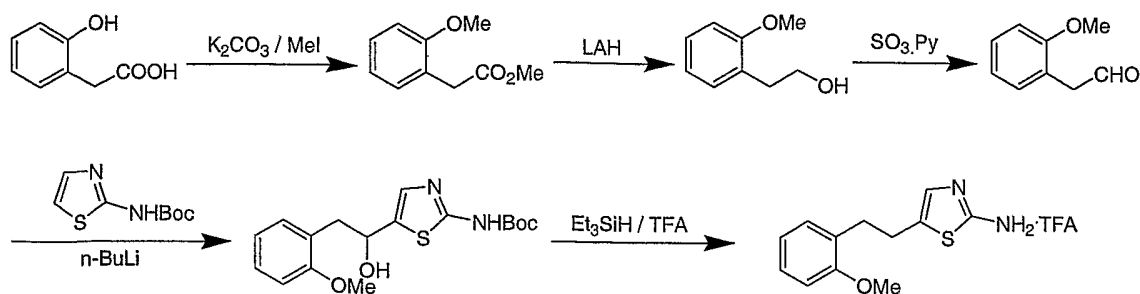
A solution of 3-(2-chloro-6-fluoro-phenyl)-acrylic acid ethyl ester in dried tetrahydrofuran (300 mL) was added to a suspension of lithium aluminum hydride (30 g, 0.78 mol) in anhydrous tetrahydrofuran (200 mL) at 0 °C. The reaction mixture was stirred for 3 hours, and then cooled to 0 °C and quenched by the addition of water (30 g) and a 10% aqueous solution of sodium hydroxide (30 mL). The resulting solid was filtered, washed with tetrahydrofuran, and then purified by silica gel column chromatography to afford 3-(2-chloro-6-fluoro-phenyl)-propan-1-ol (21 g, 0.11 mol, 43 % from 2-chloro-6-fluorobenzaldehyde).

3-(2-Chloro-6-fluoro-phenyl)-propionaldehyde A solution of pyridine complex with sulfur trioxide (40.35 g, 0.225 mol) in dimethylsulfoxide (50 mL) was slowly added to a solution of 3-(2-chloro-6-fluoro-phenyl)-propan-1-ol (20.6 g, 0.109 mol) and triethylamine (25.8 g, 0.225 mol) in dichloromethane (250 mL) at 0 °C. The reaction was allowed to stir for 30 minutes, and then it was poured into a saturated aqueous solution of sodium chloride and extracted with ethyl acetate. The combined organic layers were washed twice with water and then with a saturated aqueous solution of sodium chloride, dried over magnesium sulfate and evaporated to dryness. The crude product was purified by silica gel chromatography to afford 3-(2-Chloro-6-fluoro-phenyl)-propionaldehyde (15 g, 80 mmol, 74%), ¹H NMR (CDCl₃): δ 9.83 (s, 1 H), 7.24-7.00 (m, 2 H), 6.99-6.94 (m, 1 H), 3.13-3.09 (m, 2 H), 2.75-2.71 (m, 2 H).

2-Bromo-3-(2-chloro-6-fluoro-phenyl)-propionaldehyde A solution of bromine (11 g, 0.081 mol) in dichloromethane (50 mL) was slowly added to a solution of 3-(2-chloro-6-fluoro-phenyl)-propionaldehyde (15 g, 0.081 mol) in dichloromethane (250 mL) at 0 °C. The mixture was stirred overnight at room temperature and then the solvent was removed to give the crude product which was used directly in the next step.

5-(2-Chloro-6-fluoro-benzyl)-thiazol-2-ylamine. A mixture of 2-bromo-3-(2-chloro-6-fluoro-phenyl)-propionaldehyde (crude from last step) and thiourea (6.4 g, 0.084 mol) in ethanol (250 mL) was refluxed overnight. The reaction mixture was evaporated to dryness and dichloromethane (50 mL) was added to the residue. The mixture was acidified with concentrated hydrochloric acid to between pH 2 and 3. The precipitated solid was filtered, and washed with dichloromethane to give the hydrochloride salt (7.7 g, 34.1 %). ESI-MS *m/z* calc. 242.0, found; 243.2 (M+1)⁺ ¹H NMR (CDCl₃): δ 8.62 (s, 2 H), 7.37-7.36 (m, 2 H), 7.29-7.26 (m, 1 H), 6.98 (s, 1 H), 4.05 (s, 2 H).

[00162] Example 9:



(2-Methoxy-phenyl)-acetic acid methyl ester A solution of methyl iodide (188 g, 1.33 mole) in acetonitrile (200 mL) was slowly added to a mixture of (2-hydroxy-phenyl)-acetic acid (80 g, 0.53 mol) and potassium carbonate (254 g, 1.84 mol) in acetonitrile (800 mL) under reflux. The reaction was heated to reflux for 15 hours. The reaction mixture was cooled and the precipitate was removed by filtration. The filtrate was evaporated to dryness to give the crude product (90. g, 0.50 mol, 94 %).

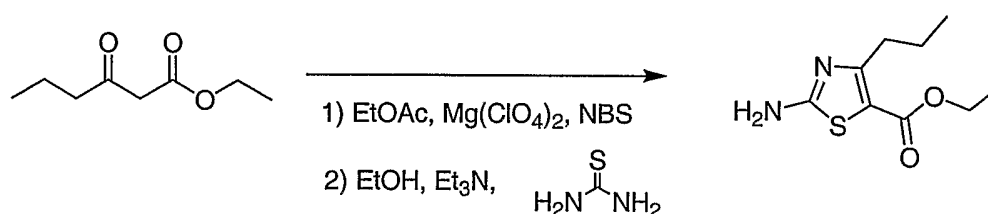
2-(2-Methoxy-phenyl)-ethanol Lithium aluminum hydride (21 g, 0.55 mol) was added to a solution of (2-methoxy-phenyl)-acetic acid methyl ester (90 g, 0.50 mol) in anhydrous tetrahydrofuran (500 mL) at 0 °C. After stirred at 0 °C for 30 minutes, the mixture was treated with sodium hydroxide (5 % aqueous solution, 180 g). The mixture was extracted three times with ethyl acetate (400 mL) and the combined organic layers were washed with a saturated aqueous solution of sodium chloride, dried over sodium sulfate, filtered, and evaporated to dryness to give 2-(2-methoxy-phenyl)-ethanol (43 g, 0.28 mol, 57 %), which was used directly in the next step.

(2-Methoxy-phenyl)-acetaldehyde A solution of pyridine complex with sulfur trioxide (134 g, 0.842 mol) in dimethylsulfoxide (150 mL) was slowly added to a solution of 2-(2-methoxy-phenyl)-ethanol (43 g, 0.28 mol) and triethylamine (86 g, 0.85 mol) in dichloromethane (500 mL) at 0 °C. After being stirred 30 min, the mixture was poured into a saturated aqueous solution of sodium chloride and the organic layer was washed with dilute hydrochloric acid, a saturated aqueous solution of sodium chloride, dried over sodium sulfate and evaporated to dryness to give (2-methoxy-phenyl)-acetaldehyde (36 g, 0.24 mol, 86 %) which was used in the next step directly.

{5-[1-Hydroxy-2-(2-methoxy-phenyl)-ethyl]-thiazol-2-yl}-carbamic acid tert-butyl ester A solution of *n*-butyl lithium (2.5 M, 250 mL, 0.62 mol) was added to a solution of *N*-Boc-2-aminothiazole (56 g, 0.28 mol) in anhydrous tetrahydrofuran (500 mL) was added at -78°C . After the addition was completed, the mixture was allowed to stir at -78°C for one hour. A solution of (2-methoxy-phenyl)-acetaldehyde (36 g, 0.24 mol) in tetrahydrofuran (100 mL) was slowly added to the reaction mixture while maintaining a temperature of -78°C . The mixture was allowed to warm to room temperature and stirred for 15 hours. The reaction was quenched with a saturated aqueous solution of ammonium chloride (1000 mL) and extracted three times with ethyl acetate (400 mL). The combined organic layers were washed with a saturated aqueous solution of sodium chloride, dried over sodium sulfate, and evaporated to dryness. The crude product was purified by column chromatography to give the pure product (28 g, 0.080 mol, 28 %).

5-[2-(2-Methoxy-phenyl)-ethyl]-thiazol-2-ylamine A mixture of {5-[1-Hydroxy-2-(2-methoxy-phenyl)-ethyl]-thiazol-2-yl}-carbamic acid tert-butyl ester (28 g, 0.080 mol), triethylsilane (130 g, 1.12 mol) and trifluoroacetic acid (250 g, 2.24 mol) in dichloromethane (500 mL) was stirred at room temperature for 15 hours. The mixture was evaporated to dryness and then stirred in water. The solid was filtered and washed with ether to give 5-[2-(2-Methoxy-phenyl)-ethyl]-thiazol-2-ylamine as a trifluoroacetic acid salt (11 g, 0.033 mol, yield 42%). ESI-MS m/z cacl. 234.08, found 235.16 ($M+1$)⁺ ¹H NMR(CDCl₃) δ 8.81 (br, 2H), 7.20 (t, 1H), 7.12 (d, 1H), 6.95 (m, 2H), 6.85 (t, 1H), 3.76 (s, 3H), 2.83 (d, 2H), 2.80 (d, 2H).

[00163] Example 10:

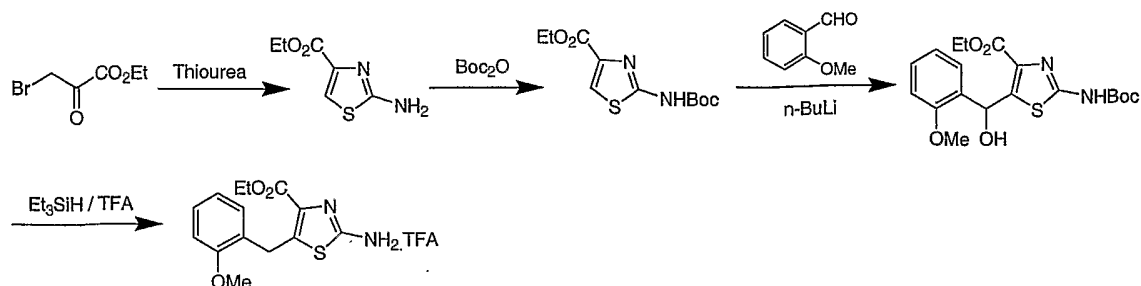


2-Bromo-3-oxo-hexanoic acid ethyl ester 3-Oxo-hexanoic acid ethyl ester (4.0 mL, 25 mmol) and magnesium perchlorate (1.7 g, 7.6 mmol) was placed in 500 mL of ethyl acetate and allowed to stir for 5 minutes. *N*-Bromosuccinimide (4.7 g, 26 mmol) was added and the reaction

mixture was allowed to stir for 15 minutes, at which time thin-layer chromatography (10 % ethyl acetate in hexanes, SiO₂, 254 nm irradiation) indicated the reaction was complete. The reaction mixture was diluted with 500 mL of ethyl ether and washed three times with an equal volume of saturated aqueous sodium chloride. The organic layer was then dried over sodium sulfate and evaporated to dryness. This material was used in the next step without further purification.

2-Amino-4-propyl-thiazole-5-carboxylic acid ethyl ester 2-Bromo-3-oxo-hexanoic acid ethyl ester (5.9 g, 25 mmol), was dissolved in 60 mL of ethanol containing triethylamine (4.2 mL, 30 mmol) and thiourea (1.9 g, 25 mmol). The colorless solution was protected from light and allowed to stir for 16 hours. The resulting red suspension was evaporated to dryness and dissolved in a minimum of dichloromethane. This solution was washed three times with an equal volume of a saturated aqueous solution of sodium bicarbonate, followed by a saturated aqueous solution of sodium chloride. The organic layer was separated and filtered to remove a fine red precipitate which remained suspended in the organic phase. The solvent was removed and then the solid was dissolved in a minimum of 50 / 50 (v / v) ethyl acetate and 1 N aqueous solution of hydrochloric acid. The layers were separated and the aqueous layer was washed with an equal volume of ethyl acetate. After discarding the organic layers, the aqueous layer was then placed in an ice bath with an equal volume of ethyl acetate. Sodium hydroxide (1N) was then slowly added with vigorous swirling until the aqueous phase was basic. The layers were separated and the aqueous layer was washed two additional times with ethyl acetate. The combined organic layers were washed three times with an equal volume of a solution of saturated aqueous sodium bicarbonate followed by a solution of saturated aqueous sodium chloride. The organic layer was then dried over sodium sulfate and evaporated to dryness to yield a pale yellow solid (1.8 g, 8.4 mmol, 34 %) ESI-MS *m/z* calc. 214.1, found; 215.3 (M+1)⁺ Retention time 1.90 minutes.

[00164] Example 11:



2-Amino-thiazole-4-carboxylic acid ethyl ester A mixture of ethyl bromopyruvate (100 g, 80 % purity, 0.41 mol), thiourea (31 g, 0.41 mol) and ethanol (500 mL) was heated to reflux for 12 hours. The solvent was evaporated to dryness and the residue was washed with ether. The solid was suspended in a saturated aqueous solution of sodium bicarbonate (500 mL) for 30 minutes. The solid was filtered, washed with water, and dried over sodium sulfate to give 2-amino-thiazole-4-carboxylic acid ethyl ester (45 g, 0.26 mol, 63 %) as an off-white solid.

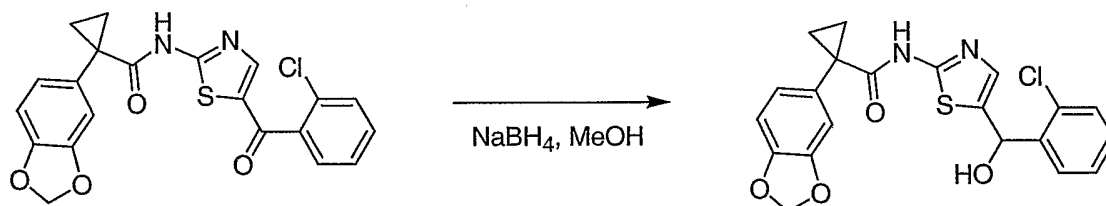
2-tert-butoxycarbonylamino-thiazole-4-carboxylic acid ethyl ester Di-*tert*-butyl dicarbonate (57 g, 0.26 mol) in dichloromethane (100 mL) was slowly added to a solution of 2-amino-thiazole-4-carboxylic acid ethyl ester (45 g, 0.26 mole) and dimethyl-pyridin-4-yl-amine (1 g, 0.008 mol) in dichloromethane (500 mL) at 0 °C. The mixture was stirred at room temperature overnight and then diluted with water. The organic layer was washed with a saturated aqueous solution of sodium chloride, dried over sodium sulfate, filtered, and evaporated to dryness to give a crude product. The product was purified by column chromatography to afford the pure product (43 g, 0.16 mol, 62 %) as a white solid.

2-tert-butoxycarbonylamino-5-[hydroxy-(2-methoxy-phenyl)-methyl]-thiazole-4-carboxylic acid ethyl ester Butyl lithium (2.5 M, 53 mL, 132 mmol) was slowly added to a solution of 2-*tert*-butoxycarbonylamino-thiazole-4-carboxylic acid ethyl ester (16.4 g, 60 mmol) in anhydrous tetrahydrofuran (250 mL) at -78 °C under a nitrogen atmosphere. A solution of 2-methoxybenzaldehyde (10.89 g, 79.99 mmol) in tetrahydrofuran (50 mL) was then added dropwise at -78 °C. The mixture was warmed slowly to room temperature and stirred for 15 hours. The reaction mixture was quenched with a saturated aqueous solution of ammonium chloride (500 mL). The separated aqueous layer was extracted with ethyl acetate and the combined organic layers were washed with a saturated aqueous solution of sodium chloride,

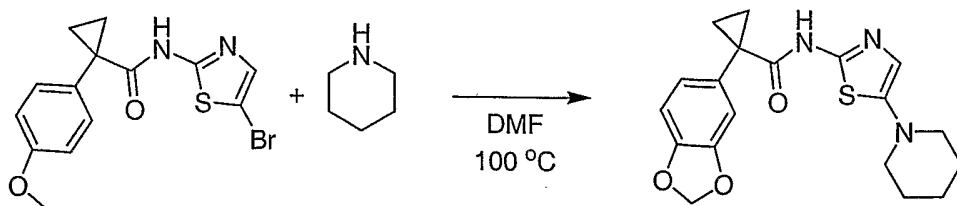
dried over sodium sulfate, filtered, and evaporated to dryness. The crude product was then purified by column chromatography to yield the pure product (12 g, 29 mmol, 48 %).

2-Amino-5-(2-methoxy-benzyl)-thiazole-4-carboxylic acid ethyl ester A mixture of 2-*tert*-butoxycarbonylamino-5-[hydroxy-(2-methoxy-phenyl)-methyl]-thiazole-4-carboxylic acid ethyl ester (12 g, 29 mmol), triethylsilane (52 g, 45 mmol), and trifluoroacetic acid (100. g, 89.6 mmol) was stirred for 15 hours in dichloromethane (150 mL). The mixture was evaporated to dryness and then diluted with water. The precipitated solid was filtered and washed with water, diethyl ether, and petroleum ether to give the pure target molecule as a trifluoroacetic acid salt (7.6 g, 19 mmol, 64 %). ESI-MS m/z calc. 292.09, found; 292.25 (M+1)⁺ ¹H NMR(CDCl₃) δ 7.7 (br, 2H), 7.24 (t, 1H), 7.17 (d, 1H), 6.99 (d, 1H), 6.88 (t, 1H), 4.22-4.25 (m, 4H), 3.78 (s, 3H), 1.26 (t, 3H).

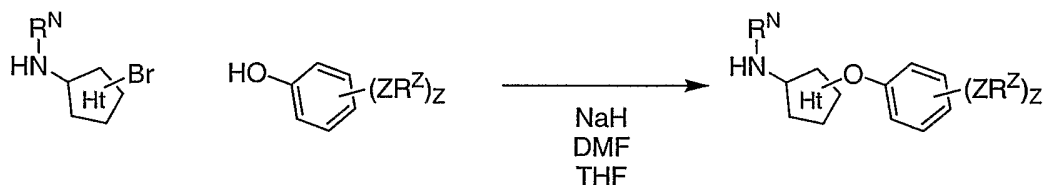
[00165] Example 12:



1-Benzo[1,3]dioxol-5-yl-cyclopropanecarboxylic acid {5-[(2-chloro-phenyl)-hydroxy-methyl]-thiazol-2-yl}-amide 1-Benzo[1,3]dioxol-5-yl-cyclopropanecarboxylic acid [5-(2-chloro-benzoyl)-thiazol-2-yl]-amide (1.0 g, 2.3 mmol) was suspended in 150 mL of anhydrous methanol. Sodium borohydride (1.3 g, 35 mmol) was slowly added and the resulting pale yellow solution was allowed to stir for 1 hour at room temperature. The crude product was evaporated to dryness and then dissolved in a minimum of ethyl acetate. The organic was washed three times with an equal volume of 1N hydrochloric acid, saturated aqueous sodium bicarbonate, and saturated aqueous sodium chloride. The organic layer was then dried over sodium sulfate, filtered, and evaporated to dryness to yield the product as a beige solid (0.64 g, 1.5 mmol, 63 %) ESI-MS m/z calc. 428.1, found; 429.5 (M+1)⁺ Retention time 3.17 minutes.

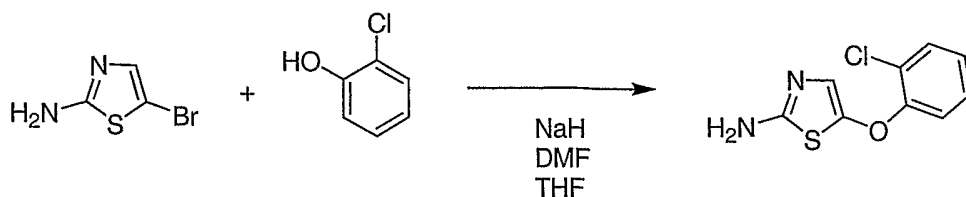
[00166] Example 13:

1-Benzo[1,3]dioxol-5-yl-cyclopropanecarboxylic acid (5-piperidin-1-yl-thiazol-2-yl)-amide 1-(4-Methoxy-phenyl)-cyclopropanecarboxylic acid (5-bromo-thiazol-2-yl)-amide (110.4 mg, 0.3125 mmol) was dissolved in 3 mL of *N,N*-dimethylformamide containing piperidine (148.2 μ L, 1.500 mmol). The reaction mixture was placed in a sealed tube and subjected to microwave irradiation for 5 minutes at 100 °C. The resulting crude product was purified by reverse-phase preparative liquid chromatography to give the pure product (3.44 mg, 0.00926 mmol, 2.96 %) ESI-MS *m/z* calc. 371.1, found; 372.3 (M+1)⁺ Retention time 3.29 minutes.

[00167] Example 14:

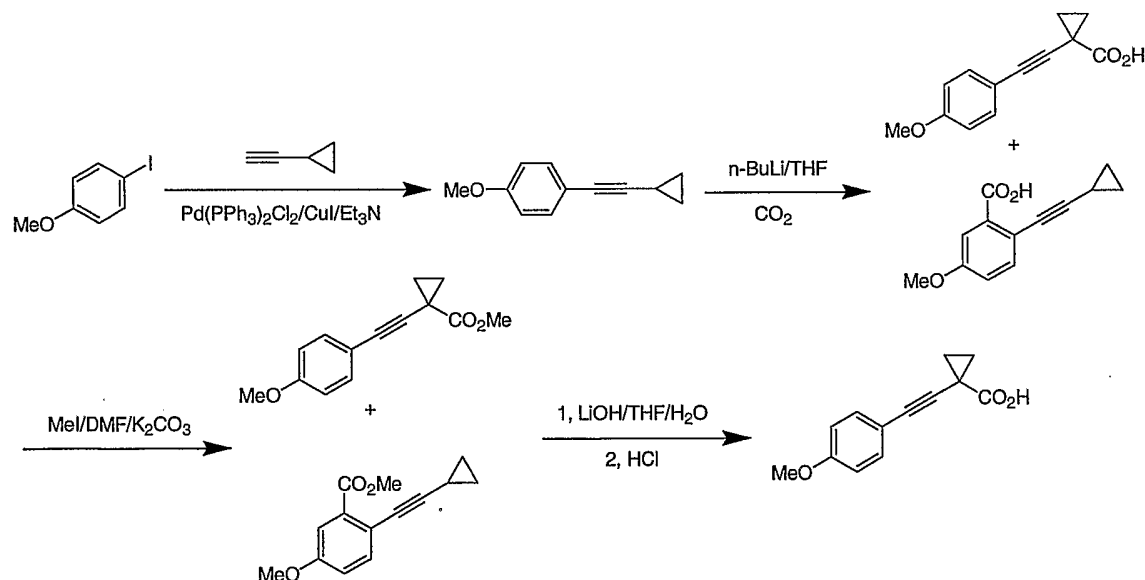
General Procedure: The appropriate alcohol (2 equivalents) was dissolved in a solution of 10 % *N,N*-dimethylformamide (DMF) in tetrahydrofuran (THF). Sodium hydride (2.1 equivalents) was added and the reaction was stirred for 5 minutes under an atmosphere of nitrogen. A solution of the appropriate halide (1 equivalent) in a solution of 10 % DMF THF was slowly added to the reaction mixture. The mixture was allowed to stir for 10 minutes and then ether was added. The reaction mixture was washed with 1N sodium hydroxide. The organic layer was dried over sodium sulfate, filtered, and evaporated to dryness. The crude product was purified on silica gel to yield the pure product.

Specific Example:



5-(2-Chloro-phenoxy)-thiazol-2-ylamine 2-Chloro-phenol (1.7 mL, 16.0 mmol) was dissolved in a mixture of 36 mL of tetrahydrofuran (THF) and 4 mL of *N,N*-dimethylformamide (DMF). Sodium hydride (60 % dispersion in oil, 0.700 g, 17.5 mmol) was added and the reaction was stirred for 5 minutes under an atmosphere of nitrogen. A solution of 5-bromo-thiazol-2-ylamine hydrobromide (2.1 g, 8.0 mmol) in 18 mL of THF and 2 mL of DMF was slowly added to the reaction mixture. The mixture was allowed to stir for 10 minutes and then 100 mL of ether was added. The reaction mixture was washed with 1N sodium hydroxide. The organic layer was dried over sodium sulfate, filtered, and evaporated to dryness. The crude product was purified on silica gel using a gradient of 50-99 % ethyl acetate in hexanes to yield the product as a brown solid (0.3546 g, 1.564 mmol, 19 %)

[00168] Example 15:



1-Cyclopropylethynyl-4-methoxy-benzene Cyclopropylethyne (15 g, 0.22 mol) was slowly added to a mixture of 4-iodoanisole (30. g, 0.13 mol), copper (I) iodide (1.2 g, 0.0063 mol), and triethylamine (30. g, 0.30 mol) in tetrahydrofuran (THF, 400 mL). After being stirred for 4 hours, the resulting precipitate was filtered and washed with THF. The combined filtrate

was evaporated to dryness and the residue was purified by column chromatography to afford 1-cyclopropylethynyl-4-methoxy-benzene as a yellow oil (15 g, 0.087 mol, 67 %). ^1H NMR (CDCl_3): δ 7.31 (d, $J = 8.8$ Hz, 2 H), 6.80 (d, $J = 8.8$ Hz, 2 H), 3.79 (s, 3 H), 1.43 (m, 1 H), 0.85 (m, 2 H), 0.78 (m, 2 H).

1-(4-Methoxy-phenylethynyl)-cyclopropanecarboxylic acid and 2-

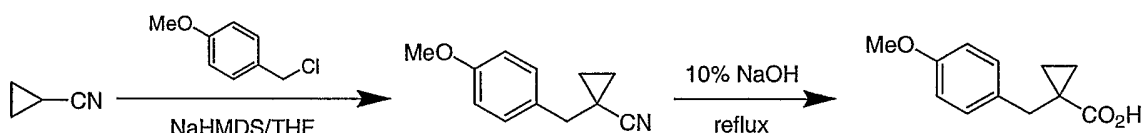
Cyclopropylethynyl-5-methoxy-benzoic acid. To a solution of 1-cyclopropylethynyl-4-methoxy-benzene (7.5 g, 0.043 mol) in THF (250 mL) was added dropwise *n*-butyl lithium (*n*-BuLi, 21 mL, 0.052 mol) at -78 °C under nitrogen. After being stirring for 15 minutes, the solution was warmed to room temperature and stirred for another hour. The solution was cooled to -78 °C and gaseous carbon dioxide was introduced to the solution for 1 hour. The mixture was warmed to -20 °C and quenched with water (100 mL). The solution was washed with ether and the separated aqueous layer was acidified to pH 4. The mixture was extracted with ether and the combined organic layer was washed with a saturated aqueous solution of sodium chloride, dried with sodium sulfate, and evaporated to dryness to afford a mixture of 1-(4-methoxy-phenylethynyl)-cyclopropanecarboxylic acid and 2-cyclopropylethynyl-5-methoxy-benzoic acid as a yellow solid (5.0 g, 0.023 mmol).

1-(4-Methoxy-phenylethynyl)-cyclopropanecarboxylic acid methyl ester and 2-

Cyclopropylethynyl-5-methoxybenzoic acid methyl ester. Iodomethane (3.6 g, 0.026 mol) was slowly added to a mixture of 1-(4-methoxy-phenylethynyl)-cyclopropanecarboxylic acid and 2-cyclopropylethynyl-5-methoxy-benzoic acid (5.0 g) and potassium carbonate (4.8 g, 0.034 mol) in DMF (100 mL). After stirring for 4 hours, the mixture was diluted with ether (200 mL) and washed with water. The ether layer was dried over sodium sulfate, evaporated to dryness, and the residue was purified by column chromatography to yield 1-(4-methoxy-phenylethynyl)-cyclopropanecarboxylic acid methyl ester as a yellow oil (2.2 g). ^1H NMR (CDCl_3): δ 7.36 (d, $J = 8.8$ Hz, 2 H), 6.81 (d, $J = 8.8$ Hz, 2 H), 3.79 (s, 3 H), 3.76 (s, 3 H), 1.62 (m, 2 H), 1.41 (m, 2 H). 2-cyclopropylethynyl-5-methoxy-benzoic acid methyl ester (1.0 g). ^1H NMR(CDCl_3): δ 7.89 (d, $J = 2.4$ Hz, 1 H), 7.46 (dd, $J_1 = 8.4$ Hz, $J_2 = 2.4$ Hz, 1 H), 6.8 (d, $J = 8.4$ Hz, 1 H), 3.88 (s, 3 H), 3.87 (s, 3 H), 1.43 (m, 1 H), 0.86 (m, 2 H), 0.78 (m, 2 H).

1-(4-Methoxy-phenylethynyl)-cyclopropanecarboxylic acid A mixture of 1-(4-methoxy-phenylethynyl)-cyclopropanecarboxylic acid methyl ester (2.2 g, 9.4 mmol), lithium hydroxide (0.6 g, 14 mmol) in THF (30 mL), and water (30 mL) was stirred for 6 hours. The solution was washed with ether and the aqueous layer was acidified to pH = 4 and then extracted with ether. The organic layer was dried over sodium sulfate, and evaporated to dryness to yield 1-(4-methoxy-phenylethynyl)-cyclopropanecarboxylic acid as a white solid (2.0 g, 0.0092 mmol, 98 %). ESI-MS m/z calc. 216.1, found; 217.16 (M+1)⁺ ¹H NMR(CDCl₃): δ 7.35 (d, J = 8.8 Hz, 2 H), 6.80 (d, J = 8.8 Hz, 2 H), 3.79 (s, 3 H), 1.69 (m, 2 H), 1.47 (m, 2 H).

[00169] Example 16:

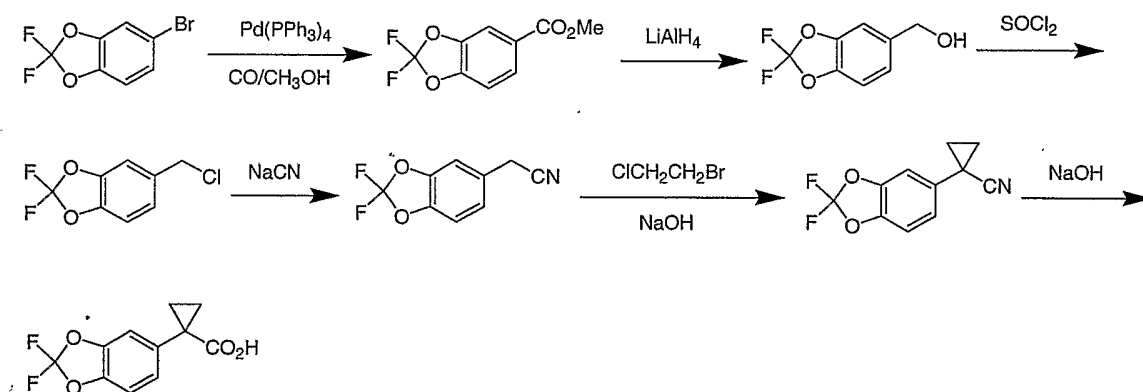


1-(4-methoxy-benzyl)-cyclopropanecarbonitrile Sodium bis(trimethylsilyl)amide (2 M in tetrahydrofuran (THF), 37.5 mL, 75.0 mmol) was slowly added to a solution of cyclopropanecarbonitrile (3.35 g, 49.9 mmol) in THF (30 mL) at room temperature. The reaction mixture was stirred for 20 minutes and then a solution 1-chloromethyl-4-methoxybenzene (7.83 g, 50.0 mmol) in THF was added. The mixture was heated to reflux for 3 hours and then quenched with a saturated aqueous solution of ammonium chloride (50 mL). The separated aqueous layer was extracted three times with ethyl acetate (50 mL). The combined organic layer was washed with a saturated aqueous solution of sodium bicarbonate and a saturated aqueous solution of sodium chloride, dried over sodium sulfate, filtered, and evaporated to dryness to give crude 1-(4-methoxy-benzyl)-cyclopropanecarbonitrile, which was used directly in the next step.

1-(4-methoxy-benzyl)-cyclopropanecarboxylic acid The crude 1-(4-methoxybenzyl)-cyclopropanecarbonitrile was refluxed in sodium hydroxide (10% aqueous solution, 30 mL) overnight. The mixture was diluted with water (30 mL) and then washed with ethyl ether. The aqueous phase was acidified with 2 M hydrochloric acid to pH 5 and extracted three times with ethyl acetate (50 mL). The combined organic layer was washed with a saturated aqueous

solution of sodium chloride, dried over sodium sulfate, filtered, and evaporated to dryness to give the pure product. (5.6 g, 54.4% from cyclopropanecarbonitrile). ESI-MS m/z calc. 206.1, found; 206.9 $(M+1)^+$ 1H NMR (DMSO): δ : 12.15 (s, 1 H), 7.13 (d, $J = 8.4$, 2 H), 6.80 (d, $J = 8.4$, 2 H), 3.69 (s, 3 H), 2.78 (s, 2 H), 1.07-1.04 (m, 2 H), 0.76-0.74 (m, 2 H).

[00170] Example 17:



2,2-Difluoro-benzo[1,3]dioxole-5-carboxylic acid methyl ester A solution of 5-bromo-2,2-difluoro-benzo[1,3]dioxole (11.8 g, 50.0 mmol) and tetrakis(triphenylphosphine)palladium (0) ($Pd(PPh_3)_4$, 5.78 g, 5.00 mmol) in methanol (20 mL) containing acetonitrile (30 mL) and triethylamine (10 mL) was stirred under a carbon monoxide atmosphere (55 PSI) at 75 °C (oil bath temperature) for 15 hours. The cooled reaction mixture was filtered and the filtrate was evaporated to dryness. The residue was purified by silica gel column chromatography to give crude 2,2-difluoro-benzo [1,3] dioxole-5-carboxylic acid methyl ester (11.5 g), which was used directly in the next step.

(2,2-Difluoro-benzo[1,3]dioxol-5-yl)-methanol Crude 2,2-Difluoro-benzo[1,3]dioxole-5-carboxylic acid methyl ester (11.5 g) dissolved in 20 mL of anhydrous tetrahydrofuran (THF, 20 mL) was slowly added to a suspension of lithium aluminum hydride (4.10 g, 106 mmol) in anhydrous THF (100 mL) at 0 °C. The mixture was then warmed to room temperature. After being stirred at room temperature for 1 hour, the reaction mixture was cooled to 0 °C and treated with water (4.1 g), followed by sodium hydroxide (10% aqueous solution, 4.1 mL). The resulting slurry was filtered and washed with THF. The combined filtrate was evaporated to

dryness and the residue was purified by silica gel column chromatography to give (2,2-difluoro-benzo[1,3]dioxol-5-yl)-methanol (7.2 g, 38 mmol, 76 % over two steps) as a colorless oil.

5-Chloromethyl-2,2-difluoro-benzo[1,3]dioxole Thionyl chloride (45 g, 38 mmol) was slowly added to a solution of (2,2-difluoro-benzo[1,3]dioxol-5-yl)-methanol (7.2g, 38 mmol) in dichloromethane (200 mL) at 0 °C. The resulting mixture was stirred overnight at room temperature and then evaporated to dryness. The residue was partitioned between an aqueous solution of saturated sodium bicarbonate (100 mL) and dichloromethane (100 mL). The separated aqueous layer was extracted with dichloromethane (150 mL) and the combined organic layer was dried over sodium sulfate, filtrated, and evaporated to dryness to give crude 5-chloromethyl-2,2-difluoro-benzo[1,3]dioxole (4.4 g) which was used directly in the next step.

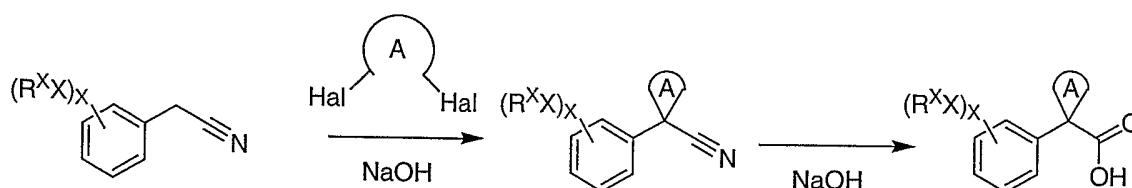
(2,2-Difluoro-benzo[1,3]dioxol-5-yl)-acetonitrile A mixture of crude 5-chloromethyl-2,2-difluoro-benzo[1,3]dioxole (4.4 g) and sodium cyanide (1.36 g, 27.8 mmol) in dimethylsulfoxide (50 mL) was stirred at room temperature overnight. The reaction mixture was poured into ice and extracted with ethyl acetate (300 mL). The combined organic layers were dried over sodium sulfate and evaporated to dryness to give crude (2,2-difluoro-benzo[1,3]dioxol-5-yl)-acetonitrile (3.3 g) which was used directly in the next step.

1-(2,2-Difluoro-benzo[1,3]dioxol-5-yl)-cyclopropanecarbonitrile Sodium hydroxide (50 % aqueous solution, 10 mL) was slowly added to a mixture of crude (2,2-difluoro-benzo[1,3]dioxol-5-yl)-acetonitrile, benzyltriethylammonium chloride (3.00 g, 15.3 mmol), and 1-bromo-2-chloroethane (4.9 g, 38 mmol) at 70 °C. The mixture was stirred overnight at 70 °C and the reaction mixture was diluted with water (30 mL) and extracted with ethyl acetate. The combined organic layers were dried over sodium sulfate and evaporated to dryness to give crude 1-(2,2-difluoro-benzo[1,3]dioxol-5-yl)-cyclopropanecarbonitrile, which was used directly in the next step.

1-(2,2-Difluoro-benzo[1,3]dioxol-5-yl)-cyclopropanecarboxylic acid The 1-(2,2-difluoro-benzo[1,3]dioxol-5-yl)-cyclopropanecarbonitrile (crude from the last step) was refluxed in 10% aqueous sodium hydroxide (50 mL) for 2.5 hours. The cooled reaction mixture was

washed with ether (100 mL) and the aqueous phase was acidified to pH 2 with 2M hydrochloric acid. The precipitated solid was filtered to give 1-(2,2-Difluoro-benzo[1,3]dioxol-5-yl)-cyclopropanecarboxylic acid as a white solid (0.15 g, 0.62 mmol, 1.6 % over four steps). ESI-MS m/z calc. 242.04, found 241.58 (M-1) $^1\text{H NMR}$ (CDCl_3): δ 7.14-7.04 (m, 2 H), 6.98-6.96 (m, 1 H), 1.74- 1.64 (m, 2 H), 1.26- 1.08 (m, 2 H).

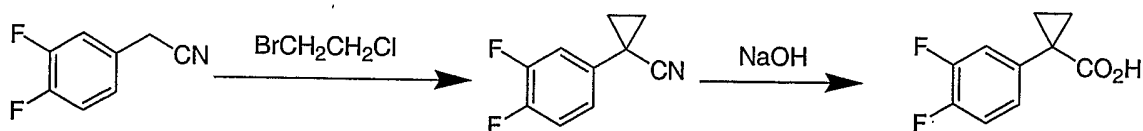
[00171]

Example 18:

Hal = Cl, Br, I

General procedure: Sodium hydroxide (50 % aqueous solution, 7.4 equivalents) was slowly added to a mixture of the appropriate phenyl acetonitrile, benzyltriethylammonium chloride (1.1 equivalents), and the appropriate dihalo compound (2.3 equivalents) at 70 °C. The mixture was stirred overnight at 70 °C and the reaction mixture was diluted with water (30 mL) and extracted with ethyl acetate. The combined organic layers were dried over sodium sulfate and evaporated to dryness to give the crude cyclopropanecarbonitrile, which was used directly in the next step.

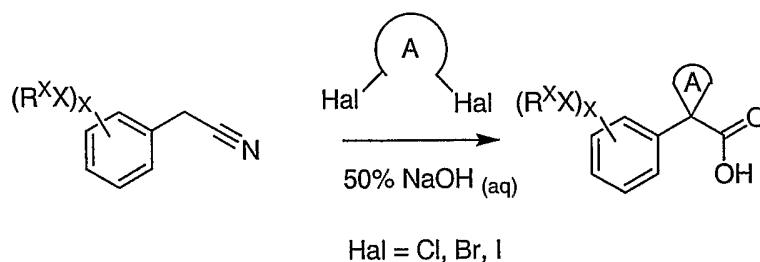
The crude cyclopropanecarbonitrile was refluxed in 10% aqueous sodium hydroxide (7.4 equivalents) for 2.5 hours. The cooled reaction mixture was washed with ether (100 mL) and the aqueous phase was acidified to pH 2 with 2M hydrochloric acid. The precipitated solid was filtered to give the cyclopropanecarboxylic acid as a white solid.

Specific Example:

1-(3,4-Difluoro-phenyl)-cyclopropanecarbonitrile A 50 % aqueous solution of sodium hydroxide (18 g, 46 mmol) was slowly added to a mixture of (3,4-difluoro-phenyl)-acetonitrile (7.1 g, 46 mmol), benzyltriethylammonium chloride (0.26 g, 1.2 mmol) and 1-bromo-2-chloroethane (15 g, 105 mmol) at 70 °C. The mixture was stirred overnight at 70 °C. The cooled reaction mixture was diluted with water (50 mL) and extracted three times with ethyl acetate (50 mL). The combined organic layers were washed with a saturated aqueous solution of sodium chloride, dried over sodium sulfate, and evaporated to dryness to give crude 1-(3,4-difluoro-phenyl)-cyclopropanecarbonitrile which was used directly in the next step. ¹H NMR (CDCl₃): δ 7.18-7.03 (m, 3 H), 1.79-1.69 (m, 2 H), 1.43-1.38 (m, 2 H).

1-(3,4-Difluoro-phenyl)-cyclopropanecarboxylic acid. The 1-(3,4-Difluoro-phenyl)-cyclopropanecarbonitrile (4.9 g crude from last step) was refluxed in sodium hydroxide (10 % aqueous solution, 100 mL) for 2.5 hours. The reaction mixture was washed twice with ethyl ether (100 mL). The aqueous phase was cooled to 0 °C and brought to between pH 2 and 3 with concentrated hydrochloric acid. The aqueous layer was then extracted twice with ethyl acetate (100 mL). The combined organic layers were dried with anhydrous sodium sulfate, filtered, and evaporated to dryness to give a white solid (4.0 g, 20 mmol, 43.5 %, two steps). ESI-MS *m/z* calc. 198.05, found 197.05 (M-H⁺) ¹H NMR (CDCl₃): δ 10.9 (br.s, 1 H), 7.16-7.02 (m, 3 H), 1.66-1.60 (m, 2 H), 1.27-1.21 (m, 2 H).

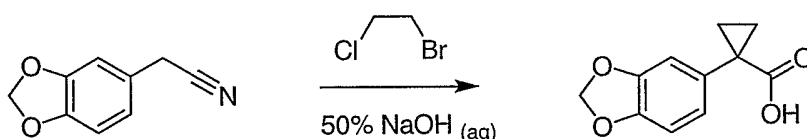
[00172] Example 19:



General procedure: Benzyltriethylammonium chloride (0.025 equivalents) and the appropriate dihalo compound (2.5 equivalents) was added to a substituted phenyl acetonitrile. The mixture was heated to 70 °C and then 50 % sodium hydroxide (10 equivalents) was added dropwise. The reaction was stirred at 70 °C for 12-24 hours to insure complete formation of the

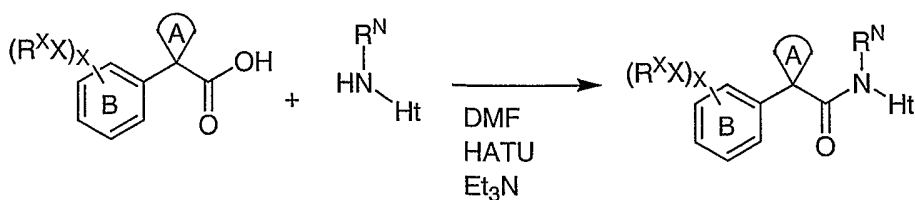
cyclopropyl moiety and then heated to 150 °C for 24-48 hours to insure complete conversion from the nitrile to the carboxylic acid. The dark brown / black reaction mixture was diluted with water and extracted with dichloromethane three times to remove side products. The basic aqueous solution was acidified with concentrated hydrochloric acid to pH less than one and the precipitate which began to form at pH 4 was filtered and washed with 1 M hydrochloric acid two times. The solid material was dissolved in dichloromethane and extracted two times with 1 M hydrochloric acid and one time with a saturated aqueous solution of sodium chloride. The organic solution was dried over sodium sulfate and evaporated to dryness to give the cyclopropanecarboxylic acid a white solid. Yields and purities were typically greater than 90 %.

Specific Example:



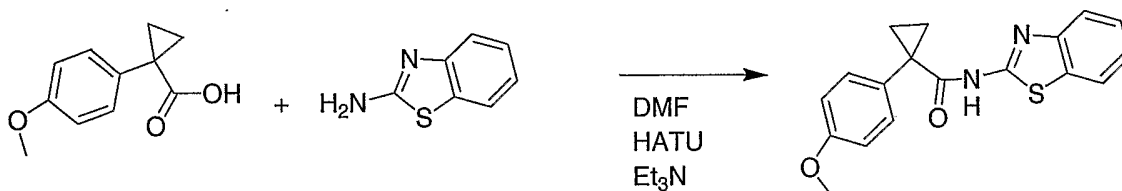
1-Benzo[1,3]dioxol-5-yl-cyclopropanecarboxylic acid. A mixture of benzo[1,3]dioxole-5-carbonitrile (5.10g 31.7 mmol), 1-bromo-2-chloro-ethane (9.000 mL 108.6 mmol), and benzyltriethylammonium chloride (0.181 g 0.795 mmol) was heated to 70 °C and then 50 % (wt. / wt.) aqueous sodium hydroxide (26 mL) was slowly added. The reaction was stirred at 70 °C for 88 hours and then heated to 130 °C for 24 hours. The dark brown / black reaction mixture was diluted with water (400 mL) and extracted twice with equal volumes ethyl acetate and dichloromethane. The basic aqueous solution was acidified with concentrated hydrochloric acid to pH less than one and the precipitate was filtered and washed with 1 M hydrochloric acid. The solid material was dissolved in dichloromethane (400 mL) and extracted twice with equal volumes of 1 M hydrochloric acid and once with a saturated aqueous solution of sodium chloride. The organic solution was dried over sodium sulfate and evaporated to dryness to give a white to slightly off-white solid (5.23 g, 25.4, 80.1 %. ESI-MS *m/z* calc. 206.06, found 207.1 (M+1)⁺. Retention time of 2.37 minutes. ¹H NMR (400 MHz, DMSO-d₆) δ 1.07-1.11 (m, 2H), 1.38-1.42 (m, 2H), 5.98 (s, 2H), 6.79 (m, 2H), 6.88 (m, 1H), 12.26 (s, 1H).

[00173] Example 20:



General Procedure: One equivalent of the appropriate carboxylic acid and one equivalent of the appropriate amine were dissolved in *N,N*-dimethylformamide (DMF) containing triethylamine (3 equivalents). *O*-(7-Azabenzotriazol-1-yl)-*N,N,N',N'*-tetramethyluronium hexafluorophosphate (HATU) was added and the solution was allowed to stir. The crude product was purified by reverse-phase preparative liquid chromatography to yield the pure product.

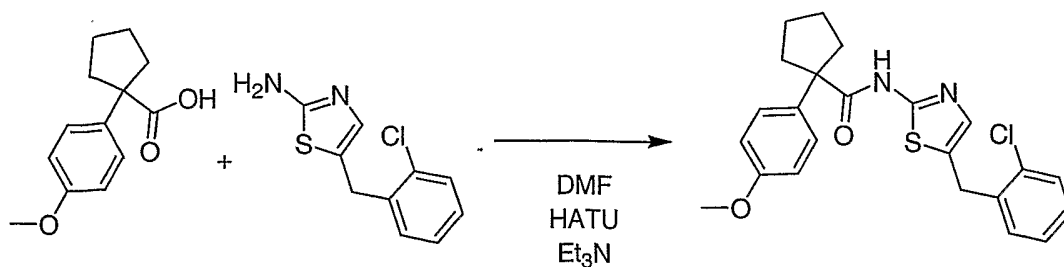
Specific Examples:



1-(4-Methoxy-phenyl)-cyclopropanecarboxylic acid benzothiazol-2-ylamide

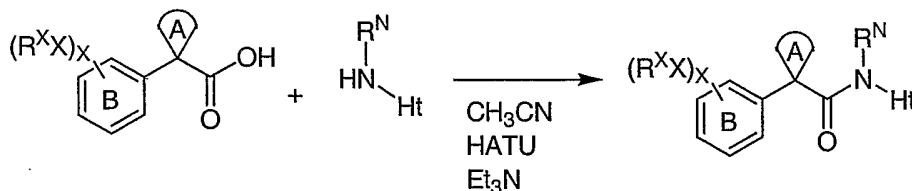
Benzothiazol-2-ylamine (30. mg, 0.20 mmol) and 1-(4-methoxy-phenyl)-cyclopropanecarboxylic acid (38 mg, 0.20 mmol) were dissolved in *N,N*-dimethylformamide (DMF, 1 mL) containing triethylamine (84 μL , 0.60 mmol). *O*-(7-Azabenzotriazol-1-yl)-*N,N,N',N'*-tetramethyluronium hexafluorophosphate (HATU, 80 mg, 0.21 mmol) was added and the solution was allowed to stir at room temperature for 16 hours. The crude product was purified by reverse-phase preparative liquid chromatography to yield the pure product (17 mg, 0.052 mmol, 26 %). ESI-MS m/z calc. 324.1, found 325.0 ($M+1$)⁺. Retention time of 3.48 minutes.

[00174] Example 21:



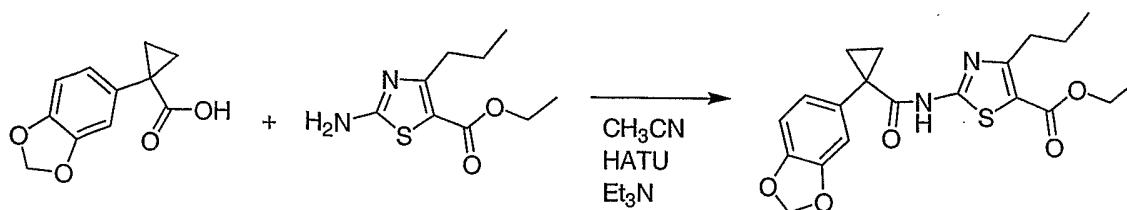
1-(4-Methoxyphenyl)-cyclopentanecarboxylic acid [5-(2-chlorobenzyl)-thiazol-2-yl]-amide. 5-(2-Chloro-benzyl)-thiazol-2-ylamine (45 mg, 0.20 mmol) and 1-(4-Methoxyphenyl)-cyclopentanecarboxylic acid (44 mg, 0.20 mmol) were dissolved in *N,N*-dimethylformamide (2 mL) containing triethylamine (84.1 μ L, 0.600 mmol). *O*-(7-Azabenzotriazol-1-yl)-*N,N,N',N'*-tetramethyluronium hexafluorophosphate (HATU, 84 mg, 0.22 mmol) was added and the solution was allowed to stir for 16 hours. The crude product was purified by reverse-phase preparative liquid chromatography. ESI-MS *m/z* calc. 426.1, found; 427.2 ($M+1$)⁺ Retention time 3.97 minutes. ¹H NMR (400 MHz, CD₃OD) δ 1.62-1.84 (m, 4H), 1.95-2.17 (m, 2H), 2.41-2.62 (m, 2H), 3.78 (s, 3H), 4.22 (s, 2H), 6.90 (d, *J* = 8.8 Hz, 2H), 7.03-7.49 (m, 7H).

[00175] Example 22:



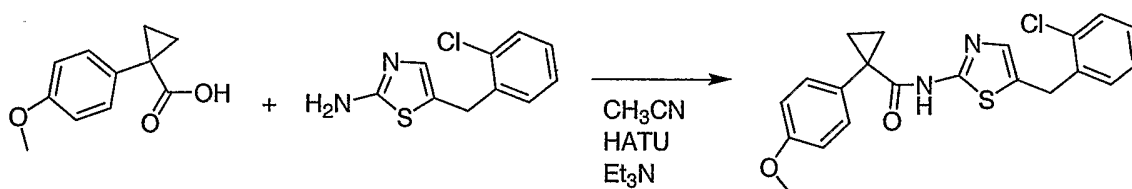
General Procedure: One equivalent of the appropriate carboxylic acid and one equivalent of the appropriate amine were dissolved in acetonitrile containing triethylamine (3 equivalents). *O*-(7-Azabenzotriazol-1-yl)-*N,N,N',N'*-tetramethyluronium hexafluorophosphate (HATU) was added and the solution was allowed to stir. The crude product was purified by reverse-phase preparative liquid chromatography to yield the pure product.

Specific Examples:



2-[(1-Benzo[1,3]dioxol-5-yl-cyclopropanecarbonyl)-amino]-4-propyl-thiazole-5-carboxylic acid ethyl ester 2-Amino-4-propyl-thiazole-5-carboxylic acid ethyl ester (0.50 g, 2.3 mmol) and 1-benzo[1,3]dioxol-5-yl-cyclopropanecarboxylic acid (0.48 g, 2.3 mmol) were dissolved in acetonitrile (15 mL) containing triethylamine (0.66 mL, 4.7 mmol). *O*-(7-Azabenzotriazol-1-yl)-*N,N,N',N'*-tetramethyluronium hexafluorophosphate (HATU, 0.89 g, 2.3 mmol) was added and the solution was allowed to stir at 65 °C for four hours. The crude product was evaporated to dryness and purified by column chromatography on silica gel using a gradient of 10-99 % ethyl acetate in hexanes. The pure fractions were combined and evaporated to dryness to yield a white solid (0.58 g, 1.4 mmol, 61 %). ESI-MS *m/z* calc. 402.1, found 403.3 (M+1)⁺. Retention time of 3.78 minutes. ¹H NMR (400 MHz, CD₃CN) δ 0.84 (t, *J* = 7.4 Hz, 3H), 1.25-1.35 (m, 5H), 1.50-1.68 (m, 4H), 2.91 (t, *J* = 7.5 Hz, 2H), 4.28 (q, *J* = 7.1 Hz, 2H), 6.00 (s, 2H), 6.81 (d, *J* = 7.7 Hz, 1H), 6.95-6.98 (m, 2H), 9.22 (s, 1H).

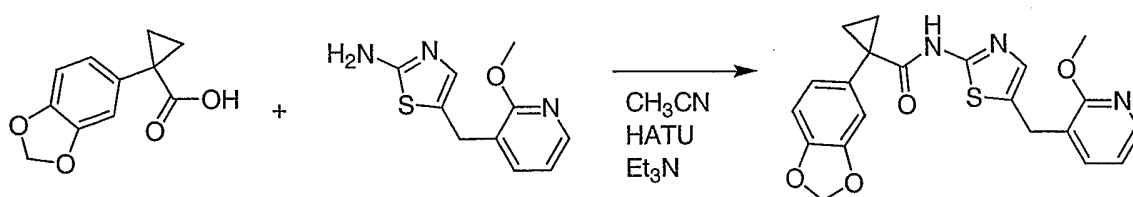
[00176]

Example 23:

1-(4-Methoxy-phenyl)-cyclopropanecarboxylic acid [5-(2-chloro-benzyl)-thiazol-2-yl]-amide 5-(2-Chloro-benzyl)-thiazol-2-ylamine (0.250 g, 1.11 mmol) and 1-(4-methoxy-phenyl)-cyclopropanecarboxylic acid (0.213 g, 1.11 mmol) were dissolved in acetonitrile (20 mL) containing triethylamine (0.28 mL, 2.0 mmol). *O*-(7-Azabenzotriazol-1-yl)-*N,N,N',N'*-tetramethyluronium hexafluorophosphate (HATU, 0.494 g, 1.3 mmol) was added and the solution was allowed to stir for 16 hours. The crude product was evaporated to dryness and purified by column chromatography on silica gel using a gradient of 5-40 % ethyl acetate in

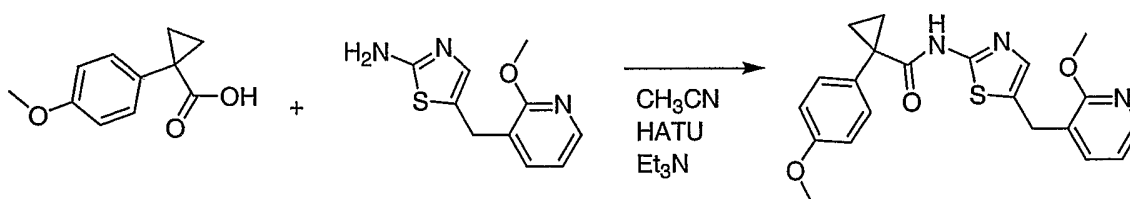
hexanes. The pure fractions were combined and evaporated to dryness to yield a white solid (0.2408 g, 0.6036 mmol, 54.4 %). ESI-MS m/z calc. 398.1, found 399.0 (M+1)⁺. Retention time of 3.77 minutes. ¹H NMR (400 MHz, CD₃CN) δ 1.21 (q, J = 3.6 Hz, 2H), 1.59 (q, J = 3.6 Hz, 2H), 3.78 (s, 3H), 4.19 (s, 2H), 6.88-6.96 (m, 2H), 7.07 (s, 1H), 7.23-7.46 (m, 6H).

[00177] Example 24:



1-Benzo[1,3]dioxol-5-yl-cyclopropanecarboxylic acid [5-(2-methoxy-pyridin-3-ylmethyl)-thiazol-2-yl]-amide. 5-(2-Methoxy-pyridin-3-ylmethyl)-thiazol-2-ylamine (221 mg, 1.00 mmol) and 1-benzo[1,3]dioxol-5-yl-cyclopropanecarboxylic acid (206 mg, 1.00 mmol) were dissolved in acetonitrile (5 mL) containing triethylamine (0.421 mL, 3.00 mmol). *O*-(7-Azabenzotriazol-1-yl)-*N,N,N',N'*-tetramethyluronium hexafluorophosphate (HATU, 760 mg, 2.0 mmol) was added and the solution was allowed to stir at 78 °C for 12 hours. An aliquot of the crude product was purified by reverse-phase preparative liquid chromatography. ESI-MS m/z calc. 409.1, found; 410.3 (M+1)⁺ Retention time 3.23 minutes.

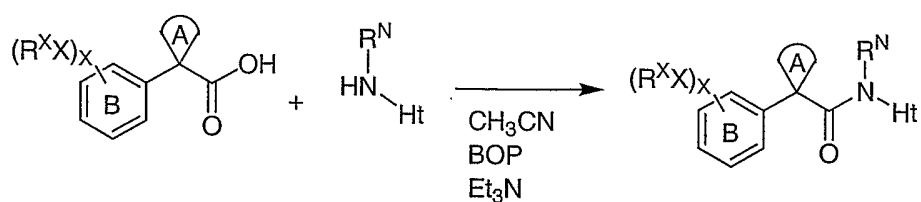
[00178] Example 25:



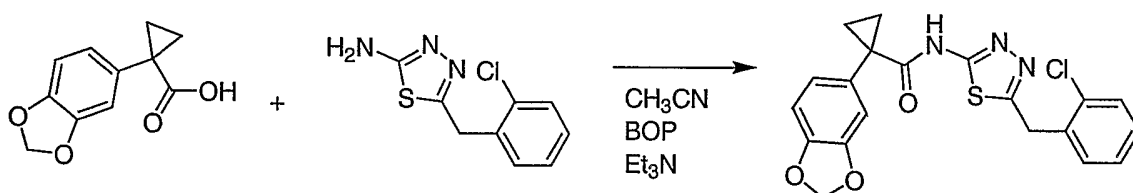
1-(3-Methoxy-phenyl)-cyclopropanecarboxylic acid [5-(2-methoxy-pyridin-3-ylmethyl)-thiazol-2-yl]-amide. 5-(2-Methoxy-pyridin-3-ylmethyl)-thiazol-2-ylamine (221 mg, 1.00 mmol) and 1-(3-methoxy-phenyl)-cyclopropanecarboxylic acid (192 mg, 1.00 mmol) were

dissolved in acetonitrile (5 mL) containing triethylamine (0.421 mL, 3.00 mmol). *O*-(7-Azabenzotriazol-1-yl)-*N,N,N',N'*-tetramethyluronium hexafluorophosphate (HATU, 760 mg, 2.0 mmol) was added and the solution was allowed to stir at 78 °C for 12 hours. An aliquot of the crude product was purified by reverse-phase preparative liquid chromatography. ESI-MS *m/z* calc. 395.1, found; 396.3 (M+1)⁺ Retention time 3.27 minutes.

[00179] Example 26:

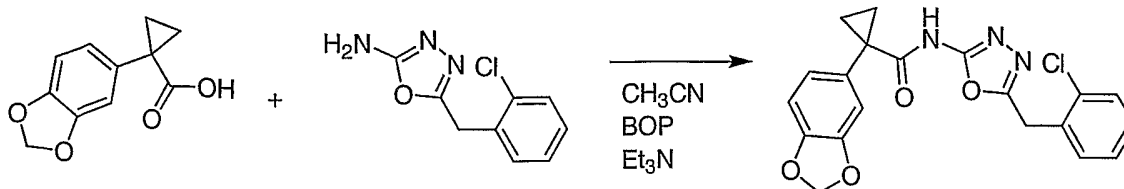


General Procedure: One equivalent of the appropriate carboxylic acid and one equivalent of the appropriate amine were dissolved in acetonitrile containing triethylamine (3 equivalents). Benzotriazol-1-yloxytris(dimethylamino)phosphonium hexafluorophosphate (BOP) was added and the solution was allowed to stir. The crude product was purified by reverse-phase preparative liquid chromatography to yield the pure product.



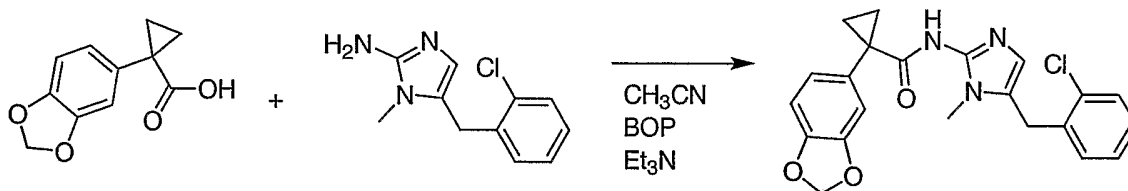
1-Benzo[1,3]dioxol-5-yl-cyclopropanecarboxylic acid [5-(2-chloro-benzyl)-[1,3,4]thiadiazol-2-yl]-amide 5-(2-Chloro-benzyl)-[1,3,4]thiadiazol-2-ylamine (23 mg, 0.10 mmol) and 1-benzo[1,3]dioxol-5-yl-cyclopropanecarboxylic acid (21 mg, 0.10 mmol) were dissolved in acetonitrile (1.5 mL) containing triethylamine (42 μ L, 0.30 mmol). Benzotriazol-1-yloxytris(dimethylamino)phosphonium hexafluorophosphate (BOP, 49 mg, 0.11 mmol) was added and the solution was allowed to stir for 16 hours. The crude product was purified by

reverse-phase preparative liquid chromatography to yield the pure product (5.7 mg, 0.014 mmol, 14%). ESI-MS m/z calc. 413.1, found; 414.3 (M+1)⁺ Retention time 3.38 minutes.



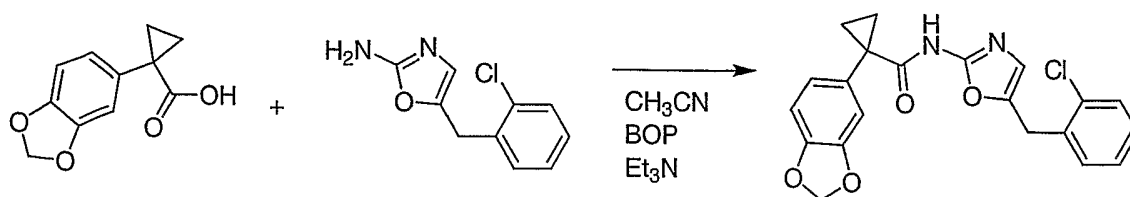
1-Benzo[1,3]dioxol-5-yl-cyclopropanecarboxylic acid [5-(2-chloro-benzyl)-

[1,3,4]oxadiazol-2-yl]-amide 5-(2-Chloro-benzyl)-[1,3,4]oxadiazol-2-ylamine (21 mg, 0.10 mmol) and 1-benzo[1,3]dioxol-5-yl-cyclopropanecarboxylic acid (21 mg, 0.10 mmol) were dissolved in acetonitrile (1.5 mL) containing triethylamine (42 μ L, 0.30 mmol). Benzotriazol-1-yloxytris(dimethylamino)phosphonium hexafluorophosphate (BOP, 49 mg, 0.11 mmol) was added and the solution was allowed to stir for 16 hours. The crude product was purified by reverse-phase preparative liquid chromatography to yield the pure product (6.0 mg, 0.015 mmol, 15%). ESI-MS m/z calc. 397.1, found; 398.3 (M+1)⁺ Retention time 2.96 minutes.

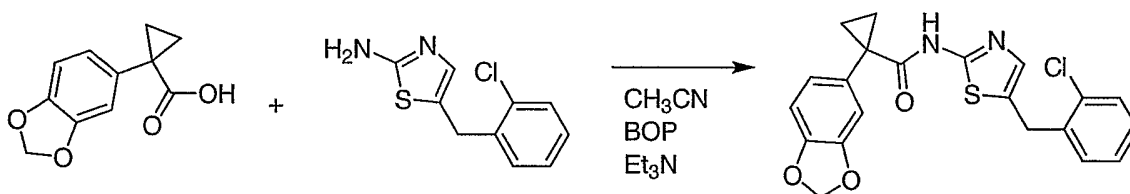


1-Benzo[1,3]dioxol-5-yl-cyclopropanecarboxylic acid [5-(2-chloro-benzyl)-1-methyl-

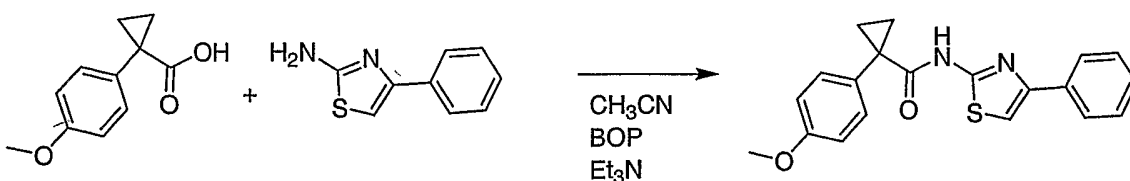
1H-imidazol-2-yl]-amide 5-(2-Chloro-benzyl)-1-methyl-1H-imidazol-2-ylamine (21 mg, 0.10 mmol) and 1-benzo[1,3]dioxol-5-yl-cyclopropanecarboxylic acid (22 mg, 0.10 mmol) were dissolved in acetonitrile (1.5 mL) containing triethylamine (42 μ L, 0.30 mmol). Benzotriazol-1-yloxytris(dimethylamino)phosphonium hexafluorophosphate (BOP, 49 mg, 0.11 mmol) was added and the solution was allowed to stir for 16 hours. The crude product was purified by reverse-phase preparative liquid chromatography to yield the pure product as a trifluoroacetic acid salt (11 mg, 0.022 mmol, 22%). ESI-MS m/z calc. 409.1, found; 410.1 (M+1)⁺ Retention time 2.40 minutes.



1-Benzo[1,3]dioxol-5-yl-cyclopropanecarboxylic acid [5-(2-chloro-benzyl)-oxazol-2-yl]-amide 5-(2-Chloro-benzyl)-oxazol-2-ylamine (21 mg, 0.10 mmol) and 1-benzo[1,3]dioxol-5-yl-cyclopropanecarboxylic acid (22 mg, 0.10 mmol) were dissolved in acetonitrile (1.5 mL) containing triethylamine (42 μ L, 0.30 mmol). Benzotriazol-1-yloxytris(dimethylamino)phosphonium hexafluorophosphate (BOP, 49 mg, 0.11 mmol) was added and the solution was allowed to stir for 16 hours. The crude product was purified by reverse-phase preparative liquid chromatography to yield the pure product (15 mg, 0.037 mmol, 37%). ESI-MS m/z calc. 396.1, found; 396.6 (M+1)⁺ Retention time 3.17 minutes.

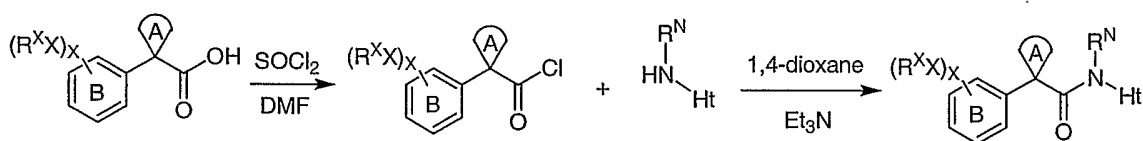


1-Benzo[1,3]dioxol-5-yl-cyclopropanecarboxylic acid [5-(2-chloro-benzyl)-thiazol-2-yl]-amide. 5-(2-Chloro-benzyl)-thiazol-2-ylamine (22 mg, 0.10 mmol) and 1-benzo[1,3]dioxol-5-yl-cyclopropanecarboxylic acid (22 mg, 0.10 mmol) were dissolved in acetonitrile (1.5 mL) containing triethylamine (42 μ L, 0.30 mmol). Benzotriazol-1-yloxytris(dimethylamino)phosphonium hexafluorophosphate (BOP, 49 mg, 0.11 mmol) was added and the solution was allowed to stir for 16 hours. The crude product was purified by reverse-phase preparative liquid chromatography to yield the pure product (4.1 mg, 0.0098 mmol, 9.8%). ESI-MS m/z calc. 412.1, found; 413.3 (M+1)⁺ Retention time 3.12 minutes.

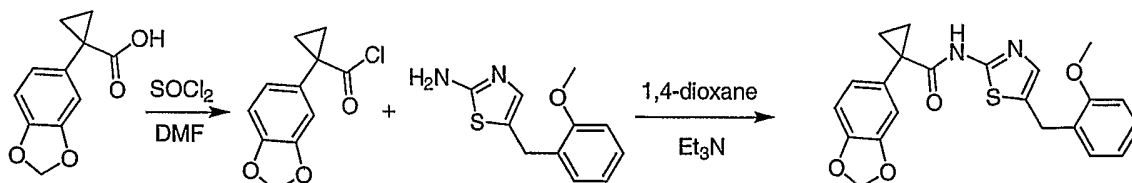


1-(4-Methoxy-phenyl)-cyclopropanecarboxylic acid (4-phenyl-thiazol-2-yl)-amide 1-(4-Methoxy-phenyl)-cyclopropanecarboxylic acid (2.18 g, 11.4 mmol) and 4-phenyl-thiazol-2-ylamine (2.00 g, 11.4 mmol) were dissolved in acetonitrile (50 mL) containing triethylamine (3.17 mL, 22.8 mmol). Benzotriazol-1-yloxy tris(dimethylamino)-phosphonium hexafluorophosphate (BOP, 4.95 g, 11.4 mmol) was added and the solution was allowed to stir for 64 hours. The reaction mixture was evaporated to dryness and purified by column chromatography on silica gel using a gradient of 5-20 % ethyl acetate in hexanes. The pure fractions were combined and evaporated to dryness to yield a white solid (1.9 g, 5.43 mmol, 47.5 %). ESI-MS m/z calc. 350.1, found 351.1 ($M+1$)⁺. Retention time of 3.68 minutes. ¹H NMR (400 MHz, CD₃CN) δ 1.27 (q, $J = 3.6$ Hz, 2H), 1.66 (q, $J = 3.6$ Hz, 2H), 3.87 (s, 3H), 7.04 (m, 2H), 7.40 (m, 6H), 7.82 (m, 2H), 8.79 (s, 1H).

[00180] Example 27:

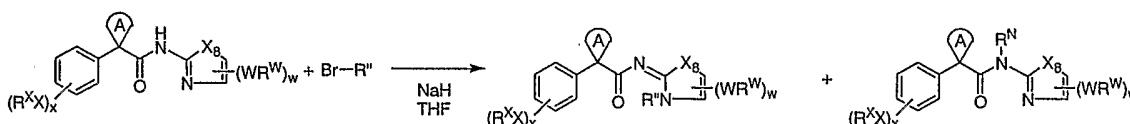


General Procedure: One equivalent of the appropriate carboxylic acid was placed in an oven-dried flask under nitrogen. A minimum of thionyl chloride and a catalytic amount of N,N -dimethylformamide was added and the solution was allowed to stir for 30 minutes at room temperature. The excess thionyl chloride was removed under vacuum and the resulting solid was suspended in a minimum of anhydrous 1,4-dioxane. This solution was slowly added to a stirred solution of one equivalent of the appropriate aminoheterocycle dissolved in a minimum of anhydrous 1,4-dioxane containing three equivalents of triethylamine. The resulting mixture was allowed to stir at room temperature for several hours. The mixture was filtered, evaporated to dryness, and then purified by column chromatography.

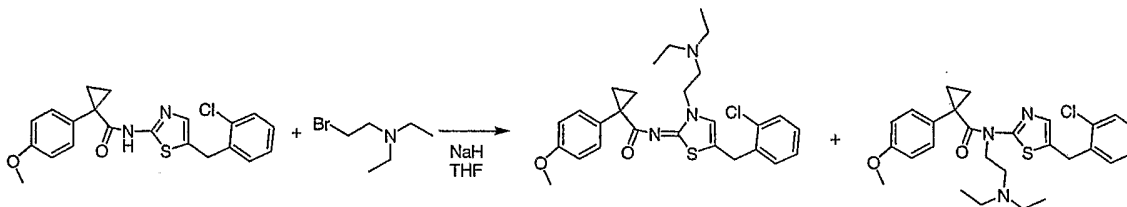


1-Benzo[1,3]dioxol-5-yl-cyclopropanecarboxylic acid [5-(2-methoxy-benzyl)-thiazol-2-yl]-amide 1-Benzo[1,3]dioxol-5-yl-cyclopropanecarboxylic acid (1.87 g, 9.08 mmol) was dissolved in thionyl chloride (5mL) under nitrogen for 30 minutes. A catalytic amount of *N,N*-dimethylformamide was added and stirring continued for an additional 30 minutes. The excess thionyl chloride was evaporated and the resulting residue was dissolved in 1,4 dioxane (15 mL). This solution was slowly added under nitrogen to 5-(2-methoxy-benzyl)-thiazol-2-ylamine (2.00g, 9.08 mmol) dissolved in 1,4 dioxane (20 mL) containing triethylamine (3.5 mL, 25 mmol). The solution was allowed to stir for 2 hours. The reaction mixture was filtered, the precipitate was washed three times with 1,4 dioxane (20 mL), and the combined filtrate was evaporated to dryness and purified by column chromatography on silica gel using a gradient of 0-30 % ethyl acetate in hexanes. The pure fractions were combined and evaporated to dryness to yield an off-white solid. The product was recrystallized twice from ethyl acetate / hexanes to yield the pure product (2.01 g, 4.92 mmol, 54.2 %). ESI-MS *m/z* calc. 408.11, found 409.3 (M+1)⁺. Retention time of 3.48 minutes. ¹H NMR (400 MHz, DMSO-d₆) δ 1.11 (m, 2H), 1.43 (m, 2H), 3.80 (s, 3H), 3.97 (s, 2H), 6.01 (s, 2H), 6.87 (m, 3H), 6.98 (m, 2H), 7.16 (m, 2H), 7.22 (m, 1H), 10.76 (s, 1H).

[00181] Example 28:

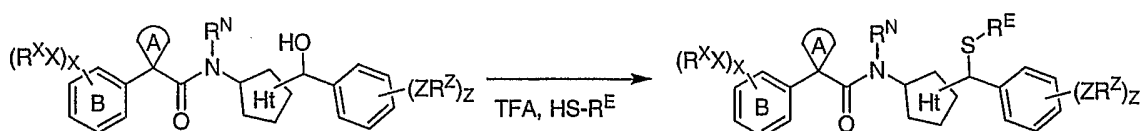


General Procedure: One equivalent of the appropriate halide is mixed with one equivalent of the appropriate nitrogen containing heterocyclic amide with one equivalent of sodium hydride in anhydrous tetrahydrofuran (THF). The reaction mixture was then subjected to microwave irradiation for 10 minutes at 100 °C. The solvent was evaporated to dryness and the crude mixture was purified by reverse-phase preparative liquid chromatography to yield the pure product.

Specific Example:

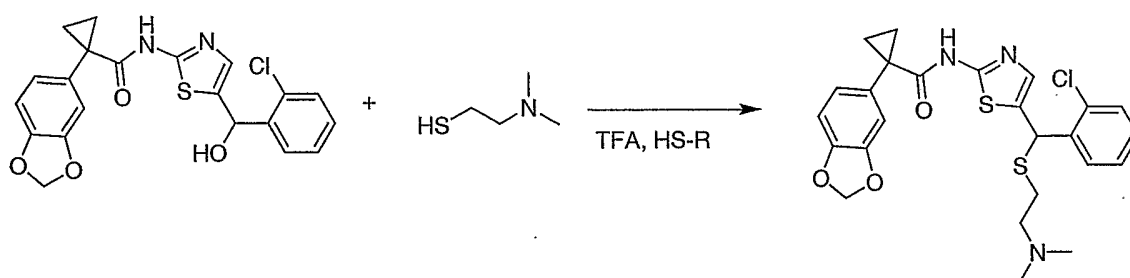
1-(4-Methoxy-phenyl)-cyclopropanecarboxylic acid [5-(2-chloro-benzyl)-3-(2-diethylamino-ethyl)-3H-thiazol-2-ylidene]-amide and 1-(4-Methoxy-phenyl)-cyclopropanecarboxylic acid [5-(2-chloro-benzyl)-thiazol-2-ylidene]-(2-diethylamino-ethyl)-amide 1-(4-Methoxy-phenyl)-cyclopropanecarboxylic acid [5-(2-chloro-benzyl)-thiazol-2-ylidene]-amide (39.9 mg, 0.100 mmol) and (2-bromo-ethyl)-diethyl-amine hydrobromide (26.1 mg, 0.100 mmol) were dissolved in 1 mL of tetrahydrofuran. Sodium hydride (60 % dispersion in oil, 8.8 mg, 0.22 mmol) was added and the reaction was subjected to microwave irradiation for 10 minutes at 100 °C. The solvent was evaporated to dryness and the crude mixture was purified by reverse-phase preparative liquid chromatography to yield 1-(4-methoxy-phenyl)-cyclopropanecarboxylic acid [5-(2-chloro-benzyl)-3-(2-diethylamino-ethyl)-3H-thiazol-2-ylidene]-amide (10 mg, 0.020 mmol, 20 %) ESI-MS m/z calc. 497.2, found 498.3 (M+1)⁺. Retention time of 2.64 minutes. ¹H NMR (400 MHz, CD₃CN) δ 1.07-1.17 (m, 8H), 1.54-1.59 (m, 2H), 2.88-2.94 (m, 4H), 3.19-3.24 (m, 2H), 3.80 (s, 3H), 4.07 (s, 2H), 4.24 (t, J = 6.4 Hz, 2H), 6.86-6.91 (m, 2H), 6.97 (s, 1H), 7.26-7.47 (m, 6H) and 1-(4-methoxy-phenyl)-cyclopropanecarboxylic acid [5-(2-chloro-benzyl)-thiazol-2-ylidene]-(2-diethylamino-ethyl)-amide (14 mg, 0.028 mmol, 28 %) ESI-MS m/z calc. 497.2, found 498.3 (M+1)⁺. Retention time of 2.65 minutes. ¹H NMR (400 MHz, CD₃CN) δ 1.08-1.17 (m, 6H), 1.30-1.37 (m, 2H), 1.51-1.57 (m, 2H), 2.55-2.59 (m, 2H), 3.00-3.05 (m, 4H), 3.79 (s, 3H), 4.26 (s, 2H), 4.42 (t, J = 3.0 Hz, 2H), 6.90-6.95 (m, 2H), 7.16-7.23 (m, 2H), 7.27-7.50 (m, 5H).

[00182]

Example 29:

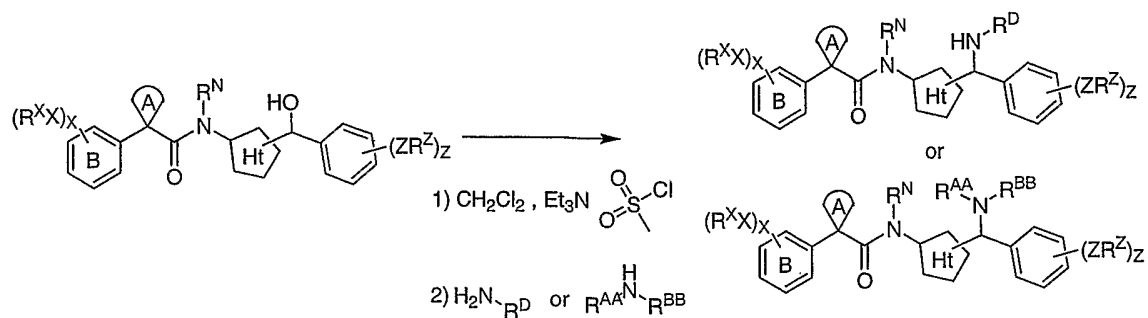
General Procedure: The appropriate alcohol (one equivalent) was placed in a minimum of trifluoroacetic acid. One equivalent of the appropriate thiol was added and the reaction was allowed to stir for 16 hours. The mixture was then evaporated to dryness and purified by reverse-phase preparative liquid chromatography to yield the pure product.

Specific Example:



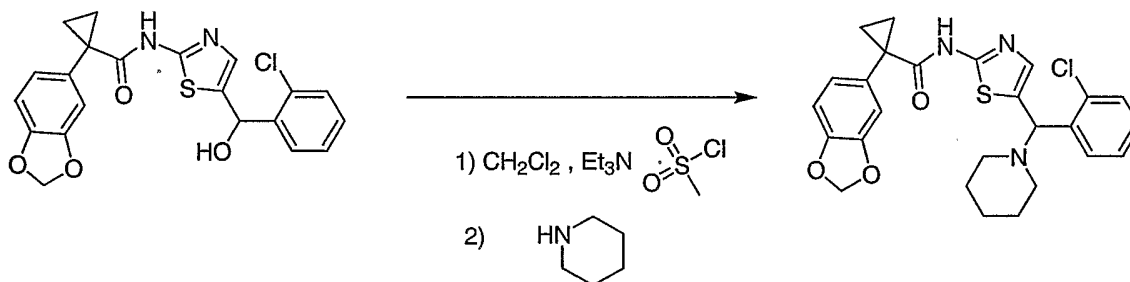
1-Benzo[1,3]dioxol-5-yl-cyclopropanecarboxylic acid {5-[(2-chloro-phenyl)-(2-dimethylamino-ethylsulfanyl)-methyl]-thiazol-2-yl}-amide 1-Benzo[1,3]dioxol-5-yl-cyclopropanecarboxylic acid [5-[(2-chloro-phenyl)-hydroxy-methyl]-thiazol-2-yl]-amide (42 mg, 0.10 mmol) was placed in 1 mL of trifluoroacetic acid. 2-Dimethylamino-ethanethiol hydrochloride (14 mg, 0.10 mmol) was added and the solution was allowed to stir for 16 hours at room temperature. The mixture was then evaporated to dryness and purified by reverse-phase preparative liquid chromatography to yield the pure product as the trifluoroacetic acid salt (35 mg, 0.056 mol, 56 %). ESI-MS m/z calc. 515.1, found; 516.3 (M+1)⁺ Retention time 2.81 minutes. ¹H NMR (400 MHz, CD₃CN) δ 1.21-1.25 (m, 2H), 1.57-1.61 (m, 2H), 2.74 (s, 6H), 2.86 (t, J = 7.9 Hz, 2H), 3.15-3.31 (m, 2H), 5.90 (s, 1H), 5.97 (s, 2H), 6.79 (d, J = 7.9 Hz, 1H), 6.93-6.97 (m, 2H), 7.24 (s, 1H), 7.34 (t, J = 6.8 Hz, 1H), 7.41 (t, J = 6.9 Hz, 1H), 7.46 (d, J = 1.3 Hz, 1H), 7.73 (d, J = 7.7 Hz, 1H).

[00183] Example 30:

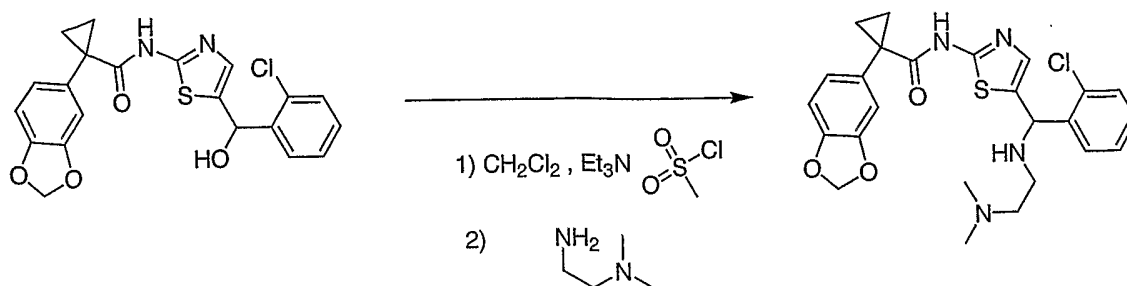


General Procedure: The appropriate alcohol (one equivalent) was placed in a minimum of anhydrous dichloromethane containing triethylamine (2 equivalents). Methanesulfonyl chloride (one equivalent) was added and the solution was stirred at room temperature for 1 hour. The appropriate amine (5 equivalents) was added and the solution was allowed to stir for 16 hours at room temperature. The solution was then evaporated to dryness and purified by reverse-phase preparative liquid chromatography to yield the pure product.

Specific Example:

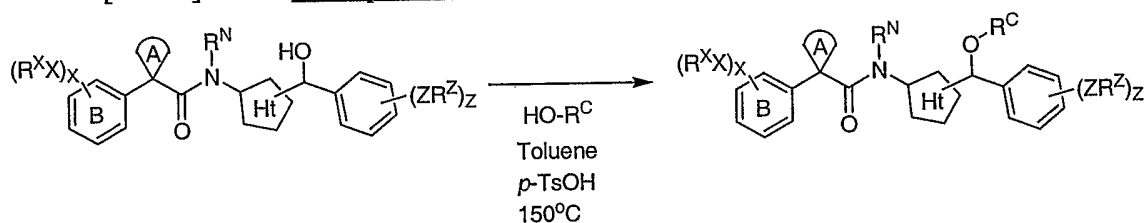


1-Benzo[1,3]dioxol-5-yl-cyclopropanecarboxylic acid {5-[(2-chloro-phenyl)-piperidin-1-yl-methyl]-thiazol-2-yl}-amide 1-Benzo[1,3]dioxol-5-yl-cyclopropanecarboxylic acid [5-[(2-chloro-phenyl)-hydroxy-methyl]-thiazol-2-yl]-amide (43 mg, 0.10 mmol) was placed in 1 mL of anhydrous dichloromethane containing triethylamine (28 μL , 0.20 mmol). Methanesulfonyl chloride (11 mg, 0.10 mmol) was added and the solution was stirred at room temperature for 1 hour. Piperidine (43 mg, 0.50 mmol) was added and the solution was allowed to stir for 16 hours at room temperature. The solution was then evaporated to dryness and purified by reverse-phase preparative liquid chromatography to yield the pure product as the trifluoroacetic acid salt (11 mg, 0.018 mol, 18 %). ESI-MS m/z calc. 495.1, found; 496.3 ($\text{M}+1$)⁺ Retention time 2.52 minutes.



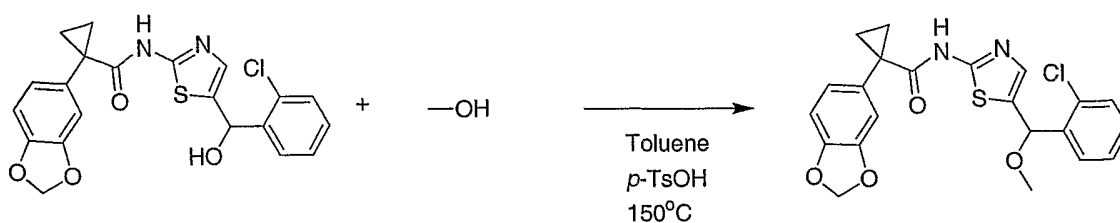
1-Benzo[1,3]dioxol-5-yl-cyclopropanecarboxylic acid {5-[(2-chloro-phenyl)-(2-dimethylamino-ethylamino)-methyl]-thiazol-2-yl}-amide 1-Benzo[1,3]dioxol-5-yl-cyclopropanecarboxylic acid [5-[(2-chloro-phenyl)-hydroxy-methyl]-thiazol-2-yl]-amide (43 mg, 0.10 mmol) was placed in 1 mL of anhydrous dichloromethane containing triethylamine (28 μ L, 0.20 mmol). Methanesulfonyl chloride (11 mg, 0.10 mmol) was added and the solution was stirred at room temperature for 1 hour. *N,N*-Dimethyl-ethane-1,2-diamine (44 mg, 0.50 mmol) was added and the solution was allowed to stir for 16 hours at room temperature. The solution was then evaporated to dryness and purified by reverse-phase preparative liquid chromatography to yield the pure product as the trifluoroacetic acid salt (20 mg, 0.040 mol, 40 %). ESI-MS m/z calc. 498.2, found; 499.3 ($M+1$)⁺ Retention time 2.43 minutes.

[00184] Example 31:



General Procedure: The appropriate alcohol (one equivalent) was placed in a minimum of toluene containing *p*-toluenesulfonic acid (1.2 equivalents). The appropriate alcohol (1.3 equivalents) was added and the mixture was subjected to microwave irradiation for 5 minutes at 150 °C. The mixture was then evaporated to dryness and purified by reverse-phase preparative liquid chromatography to yield the pure product.

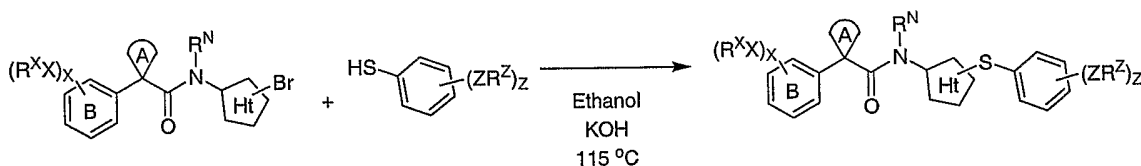
Specific Example:



1-Benzo[1,3]dioxol-5-yl-cyclopropanecarboxylic acid {5-[(2-chloro-phenyl)-methoxy-methyl]-thiazol-2-yl}-amide 1-Benzo[1,3]dioxol-5-yl-cyclopropanecarboxylic acid [5-[(2-chloro-phenyl)-hydroxy-methyl]-thiazol-2-yl]-amide (25 mg, 0.058 mmol) was placed in 1 mL of toluene with p-toluenesulfonic acid (14 mg, 0.073 mmol). Methanol (3.0 mL, 0.075 mmol) was added and the solution was subjected to microwave irradiation for 5 minutes at 150 °C. The mixture was then evaporated to dryness and purified by reverse-phase preparative liquid chromatography to yield the pure product. (6.0 mg, 0.013 mol, 22 %). ESI-MS m/z calc. 515.1, found; 443.3 (M+1)⁺ Retention time 3.72 minutes. ¹H NMR (400 MHz, CD₃CN) δ 1.23-1.30 (m, 2H), 1.56-1.67 (m, 2H), 3.38 (s, 3H), 5.88 (s, 1H), 5.99 (s, 2H), 6.84 (d, $J = 6.2$ Hz, 1H), 6.92-6.98 (m, 2H), 7.26 (s, 1H), 7.33-7.38 (m, 1H), 7.41-7.48 (m, 2H), 7.62-7.71 (m, 1H).

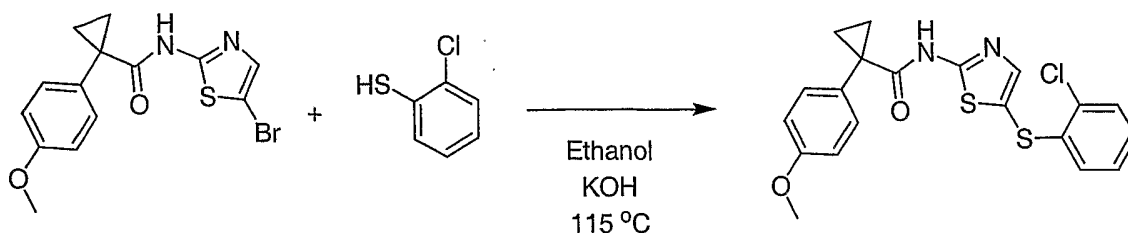
[00185]

Example 32:

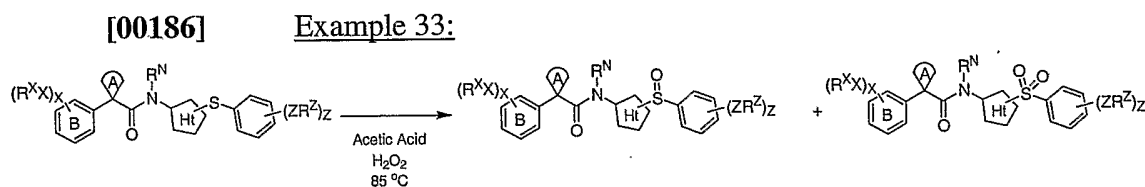


General Procedure: The appropriate aryl halide (1 equivalent) was dissolved in a minimum of ethanol containing potassium hydroxide (2 equivalents). The appropriate thiol (1 equivalent) was added and the mixture is subjected to microwave irradiation for 15 minutes at 115 °C. The crude reaction mixture was then separated by reverse-phase preparative liquid chromatography to yield the pure product.

Specific Example:

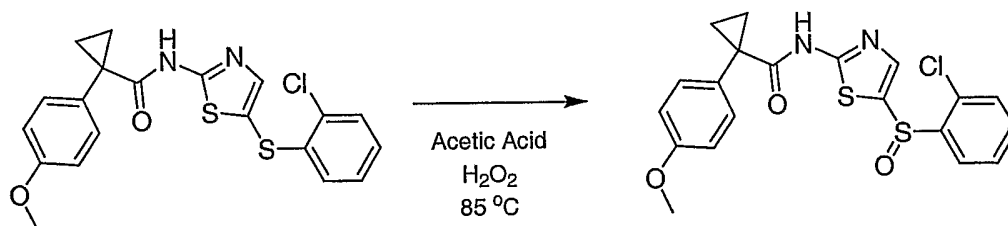


1-(4-Methoxy-phenyl)-cyclopropanecarboxylic acid [5-(2-chloro-phenylsulfanyl)-thiazol-2-yl]-amide 1-(4-Methoxy-phenyl)-cyclopropanecarboxylic acid (5-bromo-thiazol-2-yl)-amide (35 mg, 0.10 mmol) was dissolved in ethanol (0.50 mL) containing potassium hydroxide (11 mg, 0.20 mmol). 2-Chloro-benzenethiol (11 μ L, 0.10 mmol) is added and the mixture is subjected to microwave irradiation for 15 minutes at 115 °C. The crude reaction mixture is then separated by reverse-phase preparative liquid chromatography to yield the pure product (11 mg, 0.026 mmol, 26 %). ESI-MS m/z calc. 416.0, found; 417.1 (M+1)⁺ Retention time 4.03 minutes.

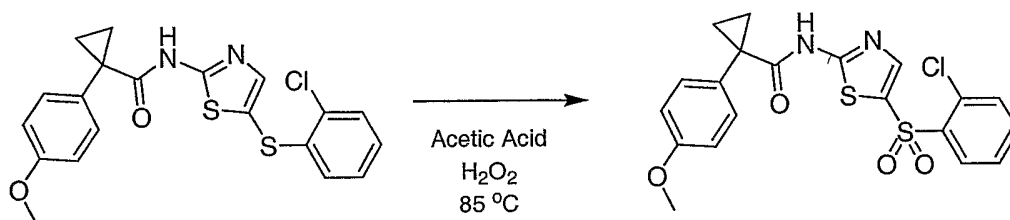


General Procedure: The appropriate sulfide (1 equivalent) was dissolved in a minimum of acetic acid containing hydrogen peroxide (3 equivalents). The mixture was warmed to 85 °C and carefully monitored by liquid chromatography / mass spectrometry (LC / MS). When the starting material was consumed ether and water was added to the mixture. The layers were separated, and the organic layer was dried over sodium sulfate, filtered, and evaporated to dryness. The crude reaction mixture was then separated by reverse-phase preparative liquid chromatography to yield the pure product.

Specific Examples:



1-(4-Methoxy-phenyl)-cyclopropanecarboxylic acid [5-(2-chloro-benzenesulfinyl)-thiazol-2-yl]-amide 1-(4-Methoxy-phenyl)-cyclopropanecarboxylic acid [5-(2-chloro-phenylsulfanyl)-thiazol-2-yl]-amide (50.0 mg, 0.120 mmol) was dissolved in 3 mL of acetic acid containing hydrogen peroxide (30 % aqueous solution, 40.8 mg, 0.360 mmol). The mixture was warmed to 85 °C for 1 hour. Ether (1.5 mL) and water (1.5 mL) was added and the layers were separated. the organic layer was dried over sodium sulfate, filtered, and evaporated to dryness. The crude reaction mixture was then separated by reverse-phase preparative liquid chromatography to yield the pure product (20.9 mg, 0.0483 mmol, 40.2 %). ESI-MS *m/z* calc. 432.0, found; 433.3 (M+1)⁺ Retention time 3.34 minutes.



1-(4-Methoxy-phenyl)-cyclopropanecarboxylic acid [5-(2-chloro-benzenesulfinyl)-thiazol-2-yl]-amide 1-(4-Methoxy-phenyl)-cyclopropanecarboxylic acid [5-(2-chloro-phenylsulfanyl)-thiazol-2-yl]-amide (50.0 mg, 0.120 mmol) was dissolved in 3 mL of acetic acid containing hydrogen peroxide (30 % aqueous solution, 40.8 mg, 0.360 mmol). The mixture was warmed to 85 °C for 1 hour. Ether (1.5 mL) and water (1.5 mL) was added and the layers were separated. the organic layer was dried over sodium sulfate, filtered, and evaporated to dryness. The crude reaction mixture was then separated by reverse-phase preparative liquid chromatography to yield the pure product (19.7 mg, 0.0439 mmol, 36.6 %). ESI-MS *m/z* calc. 448.0, found; 449.1 (M+1)⁺ Retention time 3.53 minutes. ¹H NMR (400 MHz, CD₃CN) δ 1.23-1.35 (m, 2H), 1.61-1.68 (m, 2H), 3.80 (s, 3H), 6.90-7.00 (m, 2H), 7.34-7.41 (m, 2H), 7.54-7.68 (m, 3H), 8.03-8.10 (m, 1H), 8.22-8.30 (m, 1H), 9.32 (s, 1H).

[00187] Analytical data is provided for compounds of Table 1 in Table 2 below.

[00188] Table 2

[00189]

Cmpd #	LC/MS M ⁺	LC/MS RT (min)
1	322.10	2.16
2	350.00	2.58
3	321.20	1.98
4	399.20	3.74
5	369.20	3.71
6	397.20	3.95
7	293.00	2.96
8	427.20	3.97
9	441.10	4.12
10	325.00	3.48
11	383.00	3.20
12	399.00	3.80
13	399.00	3.79
14	364.80	3.57
15	394.80	3.55
16	351.20	4.69
17	351.20	4.59
18	385.10	3.84
19	437.10	3.80
20	427.30	3.94
21	431.30	4.07
22	411.10	3.77
23	415.30	3.94
24	411.10	3.75
25	415.30	3.92
26	423.10	3.69
27	411.10	3.64
28	415.30	3.82
29	407.10	3.85
30	411.30	4.02
31	399.10	3.69
32	403.50	3.85
33	378.90	3.69
34	383.10	3.89
35	417.10	4.03
36	417.30	4.10
37	417.30	4.11
38	413.30	3.76
42	390.30	3.82
43	413.00	3.83
44	415.00	3.85
45	403.30	3.10
46	359.10	3.82
47	359.10	3.74
48	355.10	3.47
49	339.30	3.75
50	433.30	3.34
51	449.10	3.53
52	401.30	3.83
53	443.30	2.90
54	429.30	3.02
55	413.30	3.12

Cmpd #	LC/MS M ⁺	LC/MS RT (min)
56	439.30	2.71
57	425.30	2.78
58	409.30	2.95
59	434.30	2.48
60	420.30	2.58
61	404.50	2.75
62	396.10	2.34
63	289.30	2.88
64	399.00	3.42
65	399.00	3.47
66	395.00	3.25
67	390.00	3.00
68	390.00	3.05
69	395.00	
70	413.30	3.59
71	471.30	3.60
72	498.30	2.64
73	498.30	2.64
74	498.30	2.80
75	408.00	2.83
76	365.10	3.62
77	385.10	3.70
78	381.30	3.37
79	365.10	3.32
80	399.10	3.50
81	379.30	3.53
82	399.10	3.63
83	395.30	3.30
84	302.90	2.58
85	365.10	3.32
86	429.30	3.00
87	445.10	3.20
88	417.30	3.70
89	417.30	3.73
90	336.10	2.74
91	332.30	2.57
92	415.30	3.72
93	411.30	3.43
94	398.30	3.17
95	398.30	2.38
96	427.30	3.05
97	412.10	3.12
98	427.30	3.45
99	412.30	2.36
100	441.30	2.88
101	431.30	3.84
102	431.30	3.82
103	427.10	3.20
104	397.10	3.77
105	441.30	3.25
106	344.90	3.21
107	403.10	3.97

Cmpd #	LC/MS M ⁺	LC/MS RT (min)
108	403.10	3.94
109	390.90	3.93
110	433.10	4.09
111	394.90	3.84
112	425.10	3.80
113	395.10	3.77
114	399.10	4.04
115	409.10	3.77
116	433.10	4.25
117	434.10	3.87
118	443.30	3.38
119	436.10	2.79
120	381.30	3.89
121	381.30	3.85
122	385.10	4.14
123	419.10	4.34
124	429.10	3.40
125	433.10	4.05
126	392.90	3.82
127	425.10	3.60
128	419.10	4.19
129	394.90	3.64
130	517.30	3.44
131	517.30	3.34
132	546.30	2.57
133	517.10	3.66
134	503.30	3.27
135	427.30	3.46
136	429.50	3.17
137	544.30	2.95
138	516.30	2.81
139	532.10	2.75
140	488.20	2.87
141	530.10	3.16
142	497.30	2.53
143	456.30	2.43
144	511.50	2.87
145	503.10	3.37
146	489.10	3.29
147	375.10	2.87
148	361.10	2.90
149	417.30	3.77
150	349.10	3.00
151	417.30	3.75
152	383.30	3.20
153	400.30	3.40
154	383.30	3.23
155	379.10	3.05
156	379.10	3.52
157	413.30	3.72
158	431.30	3.72
159	413.30	3.71

Cmpd #	LC/MS M ⁺	LC/MS RT (min)
160	431.50	3.74
161	363.30	2.98
162	431.50	3.69
163	396.90	3.17
164	431.30	3.69
165	397.30	3.18
166	414.30	3.38
167	397.10	3.20
168	392.90	3.03
169	410.10	2.40
170	398.30	2.96
171	449.00	3.80
172	411.00	3.69
173	453.00	3.98
174	415.00	3.90
175	396.30	3.27
176	410.30	3.23
177	395.00	3.58
178	413.00	3.64
179	395.00	3.54
180	409.00	3.54
181	427.00	3.60
182	409.00	3.48
183	389.30	3.94
184	496.30	2.52
185	510.50	2.62
186	499.30	2.43
187	541.50	2.41
188	382.30	2.47
189	357.30	2.86
190	375.00	3.07
191	402.00	3.11
192	413.30	3.62
193	409.50	3.67
194	467.30	3.84
195	427.10	3.58
196	423.10	3.64
197	401.10	3.60
198	405.10	3.75
199	409.30	3.47
200	413.30	3.63
201	481.00	3.78
202	498.30	2.92
203	418.10	2.63
204	430.10	3.30
205	445.30	2.28
206	487.50	2.29
207	366.70	2.71
208	381.10	2.68
209	422.90	3.63
210	496.30	2.60
211	496.30	2.60

Cmpd #	LC/MS M ⁺	LC/MS RT (min)
212	541.30	2.50
213	486.30	2.68
214	482.30	2.76
215	372.30	3.29
216	526.10	3.57
217	482.30	3.00
218	526.30	3.03
219	516.30	2.71
220	526.30	2.88
221	470.30	2.85
222	526.30	2.83
223	512.30	2.78
224	539.30	3.22
225	526.10	3.07
226	498.10	2.76
227	554.30	3.05
228	512.10	2.81
229	512.30	2.81
230	525.30	2.86
231	510.30	3.02
232	498.10	3.05
233	526.30	2.97
234	539.50	2.86
235	555.30	2.61
236	485.30	2.76
237	555.30	2.81
238	537.50	2.90
239	457.30	3.86
240	478.90	2.55
241	395.90	2.21
242	420.90	3.69
243	410.30	2.19
244	435.30	3.67
245	417.30	3.50
246	542.00	2.73
249	556.20	2.90
250	469.20	4.09
251	471.20	4.25
252	540.40	2.81
253	500.00	2.71
254	526.20	2.76
255	526.20	3.30
256	526.20	3.08
257	513.10	4.00
258	513.30	4.09
259	443.30	3.72
260	471.30	4.02
261	400.30	3.02
262	396.30	2.40
263	401.30	3.63
264	414.30	2.96
265	410.30	2.38

Cmpd #	LC/MS M ⁺	LC/MS RT (min)
266	413.10	3.33
267	413.10	3.33
268	415.30	3.58
269	399.10	3.32
270	570.30	2.82
271	473.10	3.19
272	487.30	3.62
273	487.30	3.27
274	501.30	3.34
275	514.10	2.66
276	556.30	2.54
277	570.10	2.61
278	584.30	2.67
279	379.10	3.72
280	393.10	3.65
281	397.30	3.74
282	411.10	3.70
283	443.00	3.66
Cmpd #	LC-MS M ⁺	LC-RT min
284	364.11	2.65
285	395.10	2.81
286	429.11	2.98
287	429.06	3.26
288	427.05	3.16
289	344.08	2.72
290	386.13	3.12
291	437.17	2.69
292	303.09	2.37
293	365.08	2.73
294	378.10	2.92
295	375.16	2.66
296	380.12	3.06
297	375.16	2.49
298	429.10	3.15
299	365.08	2.15
300	359.10	2.66
301	407.10	3.11
302	416.05	3.01
303	425.10	1.36
304	423.09	2.33
305	428.11	3.13
306	428.11	3.06
307	435.09	2.33
308	461.06	2.37
309	446.05	2.37
310	498.30	2.33
311	498.30	2.35
312	468.14	1.40
313	453.13	2.75
314	466.16	1.46
315	453.13	2.76

Cmpd #	LC/MS M ⁺	LC/MS RT (min)
316	384.07	2.44
317	384.07	2.42

[00190]

Cmpd #	LC/MS M ⁺	LC/MS RT (min)
318	455.30	1.95
319	388.30	1.90

Cmpd #	LC/MS M ⁺	LC/MS RT (min)
320	388.30	1.92

[00191] Example 34:

[00211] **B) Assays for Detecting and Measuring Δ F508-CFTR Correction Properties of Compounds**

[00212] D) Membrane potential optical methods for assaying Δ F508-CFTR modulation properties of compounds

[00213] The optical membrane potential assay utilized voltage-sensitive FRET sensors described by Gonzalez and Tsien (See, Gonzalez, J. E. and R. Y. Tsien (1995) "Voltage sensing by fluorescence resonance energy transfer in single cells" *Biophys J* **69**(4): 1272-80, and Gonzalez, J. E. and R. Y. Tsien (1997) "Improved indicators of cell membrane potential that use fluorescence resonance energy transfer" *Chem Biol* **4**(4): 269-77) in combination with instrumentation for measuring fluorescence changes such as the Voltage/Ion Probe Reader (VIPR) (See, Gonzalez, J. E., K. Oades, et al. (1999) "Cell-based assays and instrumentation for screening ion-channel targets" *Drug Discov Today* **4**(9): 431-439).

[00214] These voltage sensitive assays are based on the change in fluorescence resonant energy transfer (FRET) between the membrane-soluble, voltage-sensitive dye, DiSBAC₂(3), and a fluorescent phospholipid, CC2-DMPE, which is attached to the outer leaflet of the plasma membrane and acts as a FRET donor. Changes in membrane potential (V_m) cause the negatively charged DiSBAC₂(3) to redistribute across the plasma membrane and the amount of energy transfer from CC2-DMPE changes accordingly. The changes in fluorescence emission were monitored using VIPRTM II, which is an integrated liquid handler and fluorescent detector designed to conduct cell-based screens in 96- or 384-well microtiter plates.

[00215] ***Identification of Correction Compounds***

[00216] To identify small molecules that correct the trafficking defect associated with Δ F508-CFTR; a single-addition HTS assay format was developed. The cells were incubated in serum-free medium for 16 hrs at 37 °C in the presence or absence (negative control) of test compound. As a positive control, cells plated in 384-well plates were incubated for 16 hrs at 27 °C to "temperature-correct" Δ F508-CFTR. The cells were subsequently rinsed

3X with Krebs Ringers solution and loaded with the voltage-sensitive dyes. To activate $\Delta F508$ -CFTR, 10 μM forskolin and the CFTR potentiator, genistein (20 μM), were added along with Cl^- -free medium to each well. The addition of Cl^- -free medium promoted Cl^- efflux in response to $\Delta F508$ -CFTR activation and the resulting membrane depolarization was optically monitored using the FRET-based voltage-sensor dyes.

[00217] *Identification of Potentiator Compounds*

[00218] To identify potentiators of $\Delta F508$ -CFTR, a double-addition HTS assay format was developed. During the first addition, a Cl^- -free medium with or without test compound was added to each well. After 22 sec, a second addition of Cl^- -free medium containing 2 - 10 μM forskolin was added to activate $\Delta F508$ -CFTR. The extracellular Cl^- concentration following both additions was 28 mM, which promoted Cl^- efflux in response to $\Delta F508$ -CFTR activation and the resulting membrane depolarization was optically monitored using the FRET-based voltage-sensor dyes.

Solutions

Bath Solution #1: (in mM) NaCl 160, KCl 4.5, $CaCl_2$ 2, $MgCl_2$ 1, HEPES 10, pH 7.4 with NaOH.

Chloride-free bath solution: Chloride salts in Bath Solution #1 are substituted with gluconate salts.

CC2-DMPE: Prepared as a 10 mM stock solution in DMSO and stored at $-20^\circ C$.

DiSBAC₂(3): Prepared as a 10 mM stock in DMSO and stored at $-20^\circ C$.

[00219] Cell Culture

[00220] NIH3T3 mouse fibroblasts stably expressing $\Delta F508$ -CFTR are used for optical measurements of membrane potential. The cells are maintained at 37 °C in 5% CO₂ and 90 % humidity in Dulbecco's modified Eagle's medium supplemented with 2 mM glutamine, 10 % fetal bovine serum, 1 X NEAA, β -ME, 1 X pen/strep, and 25 mM HEPES in 175 cm² culture flasks. For all optical assays, the cells were seeded at 30,000/well in 384-well matrigel-coated plates and cultured for 2 hrs at 37 °C before culturing at 27 °C for 24 hrs. for the potentiator assay. For the correction assays, the cells are cultured at 27 °C or 37 °C with

and without compounds for 16 – 24 hoursB) Electrophysiological Assays for assaying $\Delta F508$ -CFTR modulation properties of compounds

[00222] 1.Ussing Chamber Assay

[00223] Ussing chamber experiments were performed on polarized epithelial cells expressing $\Delta F508$ -CFTR to further characterize the $\Delta F508$ -CFTR modulators identified in the optical assays. FRT ^{$\Delta F508$ -CFTR} epithelial cells grown on Costar Snapwell cell culture inserts were mounted in an Ussing chamber (Physiologic Instruments, Inc., San Diego, CA), and the monolayers were continuously short-circuited using a Voltage-clamp System (Department of Bioengineering, University of Iowa, IA, and, Physiologic Instruments, Inc., San Diego, CA). Transepithelial resistance was measured by applying a 2-mV pulse. Under these conditions, the FRT epithelia demonstrated resistances of 4 K Ω / cm² or more. The solutions were maintained at 27 °C and bubbled with air. The electrode offset potential and fluid resistance were corrected using a cell-free insert. Under these conditions, the current reflects the flow of Cl⁻ through $\Delta F508$ -CFTR expressed in the apical membrane. The I_{SC} was digitally acquired using an MP100A-CE interface and AcqKnowledge software (v3.2.6; BIOPAC Systems, Santa Barbara, CA).

[00224] Identification of Correction Compounds

[00225] Typical protocol utilized a basolateral to apical membrane Cl⁻ concentration gradient. To set up this gradient, normal ringer was used on the basolateral membrane, whereas apical NaCl was replaced by equimolar sodium gluconate (titrated to pH 7.4 with NaOH) to give a large Cl⁻ concentration gradient across the epithelium. All experiments were performed with intact monolayers. To fully activate $\Delta F508$ -CFTR, forskolin (10 μ M) and the PDE inhibitor, IBMX (100 μ M), were applied followed by the addition of the CFTR potentiator, genistein (50 μ M).

[00226] As observed in other cell types, incubation at low temperatures of FRT cells stably expressing $\Delta F508$ -CFTR increases the functional density of CFTR in the plasma membrane. To determine the activity of correction compounds, the cells were incubated with 10 μ M of the test compound for 24 hours at 37°C and were subsequently washed 3X prior to recording. The cAMP- and genistein-mediated I_{SC} in compound-treated cells was normalized to the 27°C and 37°C controls and expressed as percentage activity. Preincubation of the cells

with the correction compound significantly increased the cAMP- and genistein-mediated I_{sc} compared to the 37°C controls.

[00227] Identification of Potentiator Compounds

[00228] Typical protocol utilized a basolateral to apical membrane Cl⁻ concentration gradient. To set up this gradient, normal ringers was used on the basolateral membrane and was permeabilized with nystatin (360 μg/ml), whereas apical NaCl was replaced by equimolar sodium gluconate (titrated to pH 7.4 with NaOH) to give a large Cl⁻ concentration gradient across the epithelium. All experiments were performed 30 min after nystatin permeabilization. Forskolin (10 μM) and all test compounds were added to both sides of the cell culture inserts. The efficacy of the putative ΔF508-CFTR potentiators was compared to that of the known potentiator, genistein.

[00229] **Solutions**

Basolateral solution (in mM): NaCl (135), CaCl₂ (1.2), MgCl₂ (1.2), K₂HPO₄ (2.4), KH₂PO₄ (0.6), N-2-hydroxyethylpiperazine-N'-2-ethanesulfonic acid (HEPES) (10), and dextrose (10). The solution was titrated to pH 7.4 with NaOH.

Apical solution (in mM): Same as basolateral solution with NaCl replaced with Na Gluconate (135).

[00230] **Cell Culture**

[00231] Fisher rat epithelial (FRT) cells expressing ΔF508-CFTR (FRT^{ΔF508-CFTR}) were used for Ussing chamber experiments for the putative ΔF508-CFTR modulators identified from our optical assays. The cells were cultured on Costar Snapwell cell culture inserts and cultured for five days at 37 °C and 5% CO₂ in Coon's modified Ham's F-12 medium supplemented with 5% fetal calf serum, 100 U/ml penicillin, and 100 μg/ml streptomycin. Prior to use for characterizing the potentiator activity of compounds, the cells were incubated at 27 °C for 16 - 48 hrs to correct for the ΔF508-CFTR. To determine the activity of corrections compounds, the cells were incubated at 27 °C or 37 °C with and without the compounds for 24 hours.

[00232] **2. Whole-cell recordings**

[00233] The macroscopic $\Delta F508$ -CFTR current ($I_{\Delta F508}$) in temperature- and test compound-corrected NIH3T3 cells stably expressing $\Delta F508$ -CFTR were monitored using the perforated-patch, whole-cell recording. Briefly, voltage-clamp recordings of $I_{\Delta F508}$ were performed at room temperature using an Axopatch 200B patch-clamp amplifier (Axon Instruments Inc., Foster City, CA). All recordings were acquired at a sampling frequency of 10 kHz and low-pass filtered at 1 kHz. Pipettes had a resistance of 5 – 6 M Ω when filled with the intracellular solution. Under these recording conditions, the calculated reversal potential for Cl⁻ (E_{Cl}) at room temperature was -28 mV. All recordings had a seal resistance > 20 G Ω and a series resistance < 15 M Ω . Pulse generation, data acquisition, and analysis were performed using a PC equipped with a Digidata 1320 A/D interface in conjunction with Clampex 8 (Axon Instruments Inc.). The bath contained < 250 μ l of saline and was continuously perfused at a rate of 2 ml/min using a gravity-driven perfusion system.

[00234] Identification of Correction Compounds

[00235] To determine the activity of correction compounds for increasing the density of functional $\Delta F508$ -CFTR in the plasma membrane, we used the above-described perforated-patch-recording techniques to measure the current density following 24-hr treatment with the correction compounds. To fully activate $\Delta F508$ -CFTR, 10 μ M forskolin and 20 μ M genistein were added to the cells. Under our recording conditions, the current density following 24-hr incubation at 27°C was higher than that observed following 24-hr incubation at 37 °C. These results are consistent with the known effects of low-temperature incubation on the density of $\Delta F508$ -CFTR in the plasma membrane. To determine the effects of correction compounds on CFTR current density, the cells were incubated with 10 μ M of the test compound for 24 hours at 37°C and the current density was compared to the 27°C and 37°C controls (% activity). Prior to recording, the cells were washed 3X with extracellular recording medium to remove any remaining test compound. Preincubation with 10 μ M of correction compounds significantly increased the cAMP- and genistein-dependent current compared to the 37°C controls.

[00236] Identification of Potentiator Compounds

[00237] The ability of $\Delta F508$ -CFTR potentiators to increase the macroscopic $\Delta F508$ -CFTR Cl⁻ current ($I_{\Delta F508}$) in NIH3T3 cells stably expressing $\Delta F508$ -CFTR was also

investigated using perforated-patch-recording techniques. The potentiators identified from the optical assays evoked a dose-dependent increase in $I_{\Delta F508}$ with similar potency and efficacy observed in the optical assays. In all cells examined, the reversal potential before and during potentiator application was around -30 mV, which is the calculated E_{Cl} (-28 mV).

[00238] Solutions

Intracellular solution (in mM): Cs-aspartate (90), CsCl (50), MgCl₂ (1), HEPES (10), and 240 μg/ml amphotericin-B (pH adjusted to 7.35 with CsOH).

Extracellular solution (in mM): N-methyl-D-glucamine (NMDG)-Cl (150), MgCl₂ (2), CaCl₂ (2), HEPES (10) (pH adjusted to 7.35 with HCl).

[00239] Cell Culture

[00240] NIH3T3 mouse fibroblasts stably expressing $\Delta F508$ -CFTR are used for whole-cell recordings. The cells are maintained at 37 °C in 5% CO₂ and 90 % humidity in Dulbecco's modified Eagle's medium supplemented with 2 mM glutamine, 10 % fetal bovine serum, 1 X NEAA, β-ME, 1 X pen/strep, and 25 mM HEPES in 175 cm² culture flasks. For whole-cell recordings, 2,500 - 5,000 cells were seeded on poly-L-lysine-coated glass coverslips and cultured for 24 - 48 hrs at 27 °C before use to test the activity of potentiators; and incubated with or without the correction compound at 37 °C for measuring the activity of correctors.

[00241] 3. Single-channel recordings

[00242] The single-channel activities of temperature-corrected $\Delta F508$ -CFTR stably expressed in NIH3T3 cells and activities of potentiator compounds were observed using excised inside-out membrane patch. Briefly, voltage-clamp recordings of single-channel activity were performed at room temperature with an Axopatch 200B patch-clamp amplifier (Axon Instruments Inc.). All recordings were acquired at a sampling frequency of 10 kHz and low-pass filtered at 400 Hz. Patch pipettes were fabricated from Corning Kovar Sealing #7052 glass (World Precision Instruments, Inc., Sarasota, FL) and had a resistance of 5 - 8 MΩ when filled with the extracellular solution. The $\Delta F508$ -CFTR was activated after excision, by adding 1 mM Mg-ATP, and 75 nM of the cAMP-dependent protein kinase, catalytic subunit (PKA; Promega Corp. Madison, WI). After channel activity stabilized, the patch was perfused using

a gravity-driven microperfusion system. The inflow was placed adjacent to the patch, resulting in complete solution exchange within 1 - 2 sec. To maintain $\Delta F508$ -CFTR activity during the rapid perfusion, the nonspecific phosphatase inhibitor F⁻ (10 mM NaF) was added to the bath solution. Under these recording conditions, channel activity remained constant throughout the duration of the patch recording (up to 60 min). Currents produced by positive charge moving from the intra- to extracellular solutions (anions moving in the opposite direction) are shown as positive currents. The pipette potential (V_p) was maintained at 80 mV.

[00243] Channel activity was analyzed from membrane patches containing ≤ 2 active channels. The maximum number of simultaneous openings determined the number of active channels during the course of an experiment. To determine the single-channel current amplitude, the data recorded from 120 sec of $\Delta F508$ -CFTR activity was filtered "off-line" at 100 Hz and then used to construct all-point amplitude histograms that were fitted with multigaussian functions using Bio-Patch Analysis software (Bio-Logic Comp. France). The total microscopic current and open probability (P_o) were determined from 120 sec of channel activity. The P_o was determined using the Bio-Patch software or from the relationship $P_o = I/i(N)$, where I = mean current, i = single-channel current amplitude, and N = number of active channels in patch.

[00244] **Solutions**

Extracellular solution (in mM): NMDG (150), aspartic acid (150), CaCl₂ (5), MgCl₂ (2), and HEPES (10) (pH adjusted to 7.35 with Tris base).
Intracellular solution (in mM): NMDG-Cl (150), MgCl₂ (2), EGTA (5), TES (10), and Tris base (14) (pH adjusted to 7.35 with HCl).

[00245] **Cell Culture**

[00246] NIH3T3 mouse fibroblasts stably expressing $\Delta F508$ -CFTR are used for excised-membrane patch-clamp recordings. The cells are maintained at 37 °C in 5% CO₂ and 90 % humidity in Dulbecco's modified Eagle's medium supplemented with 2 mM glutamine, 10 % fetal bovine serum, 1 X NEAA, β -ME, 1 X pen/strep, and 25 mM HEPES in 175 cm² culture flasks. For single channel recordings, 2,500 - 5,000 cells were seeded on poly-L-lysine-coated glass coverslips and cultured for 24 - 48 hrs at 27 °C before use.

[00179] Compounds of the invention are useful as modulators of ATP binding cassette transporters. Table 3 below illustrates the EC50 and relative efficacy of exemplary embodiments of the present invention.

[00180] In Table 3, the following meanings apply:

EC50: “+++” means <10 uM; “++” means between 10uM to 25 uM; “+” means between 25 uM to 60uM.

% Efficacy: “+” means < 25%; “++” means between 25% to 100%; “+++” means > 100%.

Cmpd #	EC50 (uM)	% Activity
1	++	++
2	+++	+++
3	+++	+++
4	+++	+++
5	+++	++
6	+++	+++
7	+++	++
8	+++	+++
9	+++	+++
10	+++	+++
11	++	++
12	+++	+++
13	+++	+++
14	+++	+++
15	+++	+++
16	+++	+++
17	+++	+++
18	+++	+++
19	+++	+++
20	+++	+++
21	+++	+++
22	+++	++
23	+++	+++
24	+++	++
25	+++	+++
26	+++	+++
27	+++	++
28	+++	+++
29	+++	+++
30	+++	+++
31	+++	+++
32	+++	+++
33	+++	+++
34	+++	+++
35	+++	++
36	+++	++
37	+++	+++
38	+++	+++

Cmpd #	EC50 (uM)	% Activity
42	+++	+++
43	+++	+++
44	+++	+++
45	+++	+++
46	+++	+++
47	+++	++
48	+++	+++
49	+++	++
50	+++	+++
51	+++	++
52	+++	++
53	+++	++
54	+++	++
55	+++	+++
56	+++	++
57	+++	+++
58	+++	+++
59	+++	++
60	+++	++
61	+++	+++
62	++	++
63	+++	+++
64	+++	+++
65	+++	+++
66	+++	+++
67	+	++
68	+++	++
69	+++	+++
70	+++	++
71	++	++
72	+	++
73	+	+
74	+	++
75	+	++
76	+++	+++
77	+++	+++
78	+++	+++
79	+++	+++

Cmpd #	EC50 (uM)	% Activity
80	+++	+++
81	+++	+++
82	+++	+++
83	+++	+++
84	+++	+++
85	+++	+++
86	+++	+++
87	+++	+++
88	+++	+++
89	+++	+++
90	+++	++
91	++	++
92	+++	++
93	+++	+++
94	+++	+++
95	+++	++
96	+++	++
97	+++	+++
98	+++	+++
99	+++	+++
100	+++	++
101	+++	+++
102	+++	+++
103	+	++
104	+++	+++
105	+++	+++
106	+++	+++
107	+++	+++
108	+++	+++
109	+++	+++
110	+++	+++
111	+++	+++
112	++	+
113	+++	+++
114	+++	+++
115	+++	++
116	+++	+++
117	++	++

Cmpd #	EC50 (uM)	% Activity
118	+++	++
119	+++	++
120	+++	+++
121	+++	+++
122	+++	+++
123	+++	+++
124	+	++
125	+++	+++
126	+++	+++
127	+++	+++
128	+++	+++
129	+++	++
130	+++	+++
131	+++	++
132	+++	+++
133	+++	+++
134	+++	++
135	+++	++
136	+++	+++
137	+++	++
138	+++	++
139	+++	+++
140	+++	++
141	+++	+++
142	+++	++
143	+++	+++
144	+++	+++
145	+++	+++
146	+++	+++
147	+++	++
148	+++	++
149	+++	+++
150	+++	++
151	+++	++
152	+++	++
153	+++	++
154	+++	++
155	+++	++
156	+++	+++
157	+++	+++
158	+++	+++
159	+++	+++
160	+++	+++
161	+++	+++
162	+++	+++
163	+++	++
164	+++	+++
165	+++	+++
166	+++	+++
167	+++	++
168	+++	+++
169	+++	++

Cmpd #	EC50 (uM)	% Activity
170	+++	+++
171	+++	+++
172	+++	+++
173	+++	+++
174	+++	+++
175	+++	+++
176	+++	+++
177	+++	++
178	+++	+++
179	+++	+++
180	+++	+++
181	+++	+++
182	+++	+++
183	+++	+++
184	+++	+++
185	+++	+++
186	+++	++
187	+++	+++
188	+++	++
189	+++	+++
190	++	+
191	+++	++
192	+++	+++
193	+++	+++
194	+++	++
195	+++	+++
196	+++	+++
197	+++	+++
198	+++	+++
199	+++	+++
200	+++	+++
201	+++	++
202	+++	+++
203	+++	++
204	+++	++
205	+++	++
206	+++	++
207	+	++
208	+++	++
209	+++	+++
210	+++	+++
211	+++	+++
212	+++	+++
213	+++	+++
214	+++	+++
215	+++	+++
216	+++	+++
217	+++	+++
218	+++	+++
219	+++	+++
220	+++	+++
221	+++	+++

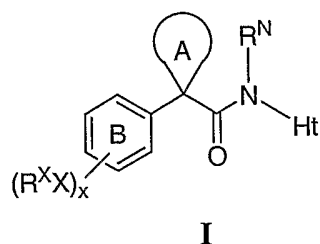
Cmpd #	EC50 (uM)	% Activity
222	+++	+++
223	+++	+++
224	+++	+++
225	+++	+++
226	+++	+++
227	+++	+++
228	+++	+++
229	+++	+++
230	+++	+++
231	+++	+++
232	+++	+++
233	+++	+++
234	+++	+++
235	+++	++
236	+++	+++
237	+++	+++
238	+++	+++
239	+++	+++
240	+++	+++
241	+++	++
242	+++	+++
243	+++	+++
244	+++	+++
245	+++	+++
246	+++	+++
249	+++	++
250	+++	+++
251	+++	+++
252	+++	++
253	+++	++
254	+++	++
255	+++	+++
256	+++	+++
257	+++	+++
258	+++	+++
259	+++	+++
260	+++	+++
261	+++	+++
262	+++	+++
263	+++	+++
264	+++	+++
265	+++	+++
266	+++	+++
267	+++	+++
268	+++	+++
269	+++	++
270	+++	++
271	+++	+++
272	+++	+++
273	+++	+++
274	+++	+++
275	+++	+

Cmpd #	EC50 (uM)	% Activity
276	+++	++
277	+++	++
278	+++	++
279	+++	+++

Cmpd #	EC50 (uM)	% Activity
280	+++	+++
281	+++	+++
282	+++	++
283	+++	++

Claims

1. A compound having formula I:



or a pharmaceutically acceptable salt thereof, wherein:

Ht is a 5-membered heteroaromatic ring containing 1-4 heteroatoms selected from O, S, N, or NH, wherein said ring is optionally fused to a 6-membered monocyclic or 10-membered bicyclic, carbocyclic or heterocyclic, aromatic or non-aromatic ring, wherein Ht is optionally substituted with w occurrences of $-WR^W$, wherein w is 0-5;

R^N is H or R;

R is hydrogen or C_{1-6} aliphatic wherein up to two methylene units of Q, W, or X are optionally and independently replaced by $-CO-$, $-CS-$, $-COCO-$, $-CONR'-$, $-CONR'NR'-$, $-CO_2-$, $-OCO-$, $-NR'CO_2-$, $-O-$, $-NR'CONR'-$, $-OCONR'-$, $-NR'NR'$, $-NR'NR'CO-$, $-NR'CO-$, $-S-$, $-SO-$, $-SO_2-$, $-NR'-$, $-SO_2NR'-$, $NR'SO_2-$, or $-NR'SO_2NR'-$;

ring A is 3-7 membered monocyclic ring having 0-3 heteroatoms selected from O, S, N, or NH, wherein ring A is optionally substituted with q occurrences of $-QR^Q$;

ring B is optionally fused to 5-6 membered carbocyclic or heterocyclic, aromatic or non-aromatic ring;

each of x, q, and z is independently 0-5;

each $-X-R^X$, $-Q-R^Q$, and $-Z-R^Z$ is independently R^1 ;

R^1 is independently R^1 , R^2 , R^3 , R^4 , or R^5 ;

R^1 is oxo, R^6 or $((C1-C4)aliphatic)_n-Y$;

n is 0 or 1;

Y is halo, CN, NO_2 , CF_3 , OCF_3 , OH, SR^6 , $S(O)R^6$, SO_2R^6 , NH_2 , NHR^6 , $N(R^6)_2$, NR^6R^8 , $COOH$, $COOR^6$ or OR^6 ; or

two R^1 on adjacent ring atoms, taken together, form 1,2-methylenedioxy or 1,2-ethylenedioxy;

R^2 is aliphatic, wherein each R^2 optionally comprises up to 2 substituents independently selected from R^1 , R^4 , or R^5 ;

R^3 is a cycloaliphatic, aryl, heterocyclic, or heteroaryl ring optionally comprising up to 3 substituents, independently selected from R^1 , R^2 , R^4 or R^5 ;

R^4 is OR^5 , OR^6 , $OC(O)R^6$, $OC(O)R^5$, $OC(O)OR^6$, $OC(O)OR^5$, $OC(O)N(R^6)_2$, $OC(O)N(R^5)_2$, $OC(O)N(R^6R^5)$, SR^6 , SR^5 , $S(O)R^6$, $S(O)R^5$, SO_2R^6 , SO_2R^5 , $SO_2N(R^6)_2$, $SO_2N(R^5)_2$, $SO_2NR^5R^6$, SO_3R^6 , SO_3R^5 , $C(O)R^5$, $C(O)OR^5$, $C(O)R^6$, $C(O)OR^6$, $C(O)N(R^6)_2$, $C(O)N(R^5)_2$, $C(O)N(R^5R^6)$, $C(O)N(OR^6)R^6$, $C(O)N(OR^5)R^6$, $C(O)N(OR^6)R^5$, $C(O)N(OR^5)R^5$, $C(NOR^6)R^6$, $C(NOR^6)R^5$, $C(NOR^5)R^6$, $C(NOR^5)R^5$, $N(R^6)_2$, $N(R^5)_2$, $N(R^5R^6)$, $NR^5C(O)R^5$, $NR^6C(O)R^6$, $NR^6C(O)R^5$, $NR^5C(O)R^6$, $NR^6C(O)OR^6$, $NR^5C(O)OR^6$, $NR^6C(O)OR^5$, $NR^5C(O)OR^5$, $NR^6C(O)N(R^6)_2$, $NR^6C(O)NR^5R^6$, $NR^6C(O)N(R^5)_2$, $NR^5C(O)N(R^6)_2$, $NR^5C(O)NR^5R^6$, $NR^5C(O)N(R^5)_2$, $NR^6SO_2R^6$, $NR^6SO_2R^5$, $NR^5SO_2R^6$, $NR^5SO_2R^5$, $NR^6SO_2N(R^6)_2$, $NR^6SO_2NR^5R^6$, $NR^6SO_2N(R^5)_2$, $NR^5SO_2NR^5R^6$, $NR^5SO_2N(R^5)_2$, $N(OR^6)R^6$, $N(OR^6)R^5$, $N(OR^5)R^5$, or $N(OR^5)R^6$;

R^5 is a cycloaliphatic, aryl, heterocyclic, or heteroaryl ring, optionally comprising up to 3 R^1 substituents;

R^6 is H or aliphatic, wherein R^6 optionally comprises a R^7 substituent;

R^7 is a cycloaliphatic, aryl, heterocyclic, or heteroaryl ring, and each R^7 optionally comprises up to 2 substituents independently chosen from H, (C1-C6)-straight or branched alkyl, (C2-6) straight or branched alkenyl or alkynyl, 1,2-methylenedioxy, 1,2-ethylenedioxy, or $(CH_2)_n-Z$;

Z is selected from halo, CN, NO_2 , CF_3 , OCF_3 , OH, S-aliphatic, S(O)-aliphatic, SO_2 -aliphatic, NH_2 , NH-aliphatic, $N(\text{aliphatic})_2$, $N(\text{aliphatic})R^8$, NHR^8 , COOH, C(O)O(-aliphatic), or O-aliphatic; and

R^8 is an amino protecting group;

provided that compounds set forth in **FIGURE 1** are excluded.

2. The compound according to claim 1, wherein R^7 is independently selected from hydrogen or an optionally substituted group selected from a C_1 - C_8 aliphatic group, a 3-8-membered saturated, partially unsaturated, or fully unsaturated monocyclic ring having 0-3 heteroatoms independently selected from nitrogen, oxygen, or sulfur, or an 8-12 membered

saturated, partially unsaturated, or fully unsaturated bicyclic ring system having 0-5 heteroatoms independently selected from nitrogen, oxygen, or sulfur; or two occurrences of R' are taken together with the atom(s) to which they are bound to form an optionally substituted 3-12 membered saturated, partially unsaturated, or fully unsaturated monocyclic or bicyclic ring having 0-4 heteroatoms independently selected from nitrogen, oxygen, or sulfur.

3. The compound according to claim 1 or 2, wherein each of Q, X, and W is independently a bond or is an optionally substituted C₁-C₆ alkylidene chain wherein up to two methylene units of Q, W, or X are optionally and independently replaced by -CO-, -CS-, -COCO-, -CONR'-, -CONR'NR'-, -CO₂-, -OCO-, -NR'CO₂-, -O-, -NR'CONR'-, -OCONR'-, -NR'NR', -NR'NR'CO-, -NR'CO-, -S-, -SO-, -SO₂-, -NR'-, -SO₂NR'-, NR'SO₂-, or -NR'SO₂NR'-.

4. The compound according to any one of claims 1-3, wherein each of R^X, R^Q, and R^W is independently R', halo, NO₂, CN, CF₃, or OCF₃.

5. The compound according to any one of claims 1-4, wherein Q is independently a bond or is an optionally substituted C₁₋₆ alkylidene chain wherein one or two non-adjacent methylene units are optionally and independently replaced by O, NR, S, SO₂, COO, or CO, and R^Q is R' or halogen. In still other embodiments, each occurrence of QR^Q is independently -C₁₋₃alkyl, -O(C₁₋₃alkyl), -CF₃, -OCF₃, -SCF₃, -F, -Cl, -Br, or -COOR', -COR', -O(CH₂)₂N(R)(R'), -O(CH₂)N(R)(R'), -CON(R)(R'), -(CH₂)₂OR', -(CH₂)OR', optionally substituted phenyl, -N(R)(R'), -(CH₂)₂N(R)(R'), or -(CH₂)N(R)(R').

6. The compound according to any one of claims 1-4, wherein X is independently a bond or is an optionally substituted C₁₋₆ alkylidene chain wherein one or two non-adjacent methylene units are optionally and independently replaced by O, NR, S, SO₂, COO, or CO, and R^X is R' or halogen. In still other embodiments, each occurrence of XR^X is independently -C₁₋₃alkyl, -O(C₁₋₃alkyl), -CF₃, -OCF₃, -SCF₃, -F, -Cl, -Br, or -COOR', -COR', -O(CH₂)₂N(R)(R'), -O(CH₂)N(R)(R'), -CON(R)(R'), -(CH₂)₂OR', -(CH₂)OR', optionally substituted phenyl, -N(R)(R'), -(CH₂)₂N(R)(R'), or -(CH₂)N(R)(R').

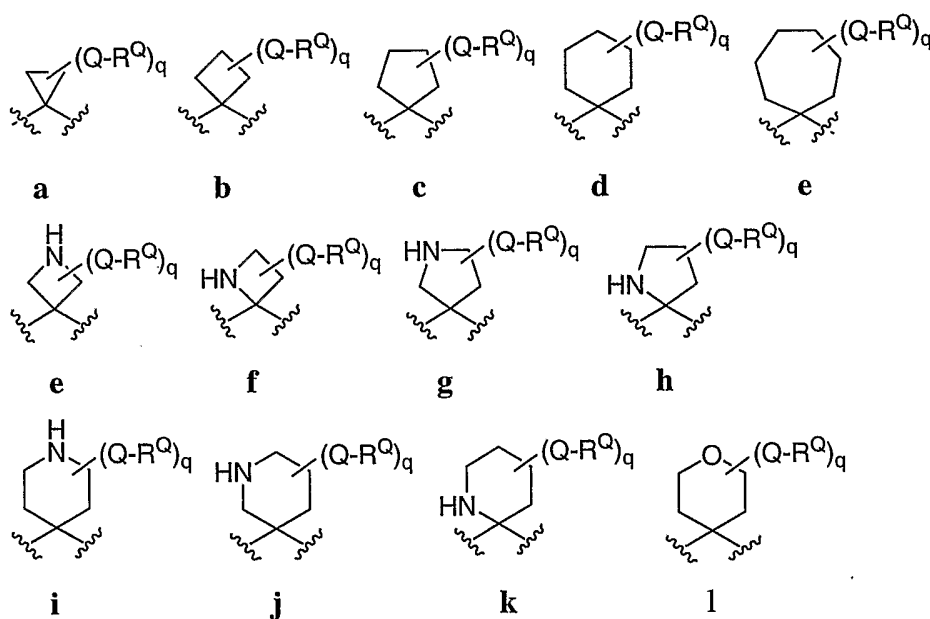
7. The compound according to any one of claims 1-4, wherein W is independently a bond or is an optionally substituted C_{1-6} alkylidene chain wherein one or two non-adjacent methylene units are optionally and independently replaced by O, NR, S, SO_2 , COO, or CO, and R^W is R' or halogen. In still other embodiments, each occurrence of WR^W is independently $-C_{1-3}$ alkyl, $-O(C_{1-3}$ alkyl), $-CF_3$, $-OCF_3$, $-SCF_3$, $-F$, $-Cl$, $-Br$, or $-COOR'$, $-COR'$, $-O(CH_2)_2N(R)(R')$, $-O(CH_2)N(R)(R')$, $-CON(R)(R')$, $-(CH_2)_2OR'$, $-(CH_2)OR'$, optionally substituted phenyl, $-N(R)(R')$, $-(CH_2)_2N(R)(R')$, or $-(CH_2)N(R)(R')$.

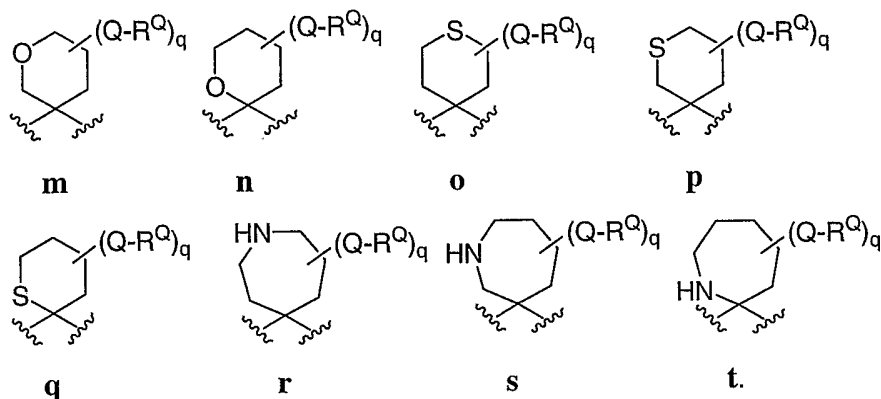
8. The compound according to any one of claims 1-7, wherein R is hydrogen.

9. The compound according to any one of claims 1-8, wherein ring A is a 3-7 membered cycloalkyl ring.

10. The compound according to any one of claims 1-8, wherein ring A is a 3-7 membered ring containing 1 heteroatom selected from O, NH, or S. Or, ring A contains up two heteroatoms selected from O, S, or NH.

11. The compound according to claims 9 or 10, wherein ring A is selected from:

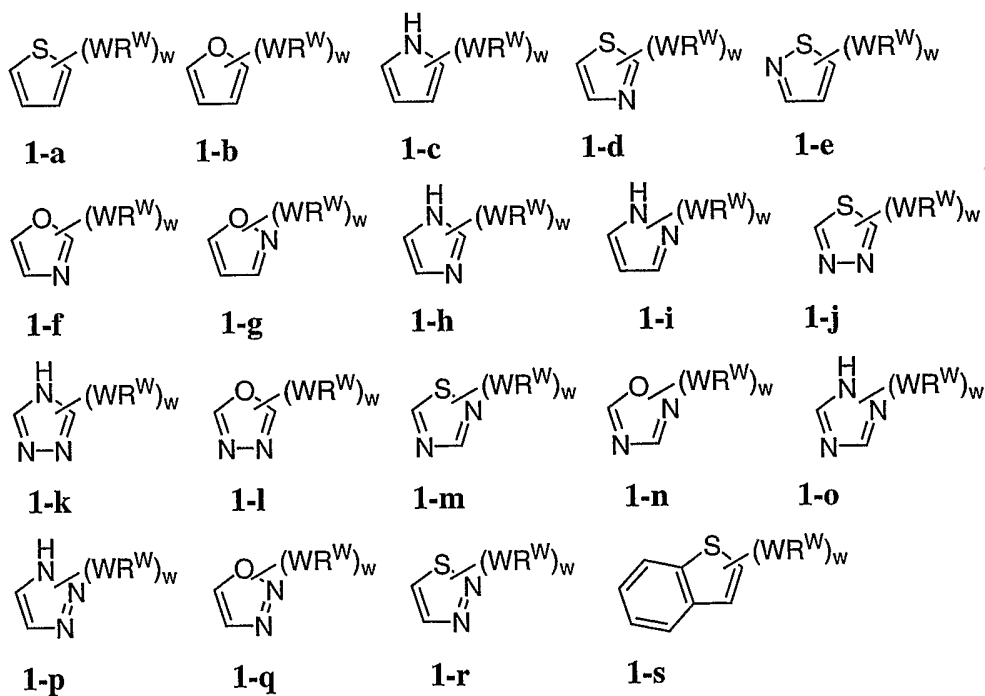


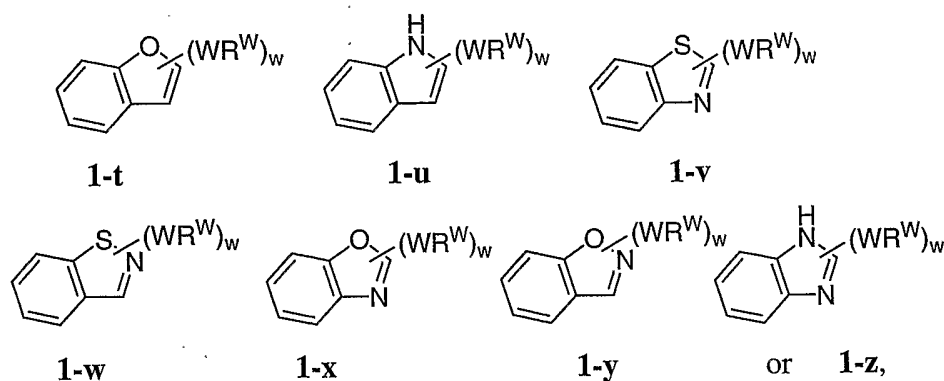


12. The compound according to any one of claims 1-11, wherein Ht is a 5-membered heteroaromatic ring containing 1-4 nitrogen atoms, wherein Ht is optionally substituted with up to three substituents.

13. The compound according to claim 12, wherein said ring is optionally fused to a phenyl ring.

14. The compound according to claim 12 or 13, wherein Ht is selected from one of the following rings:





wherein each ring is linked to the remainder of the molecule through a carbon ring atom.

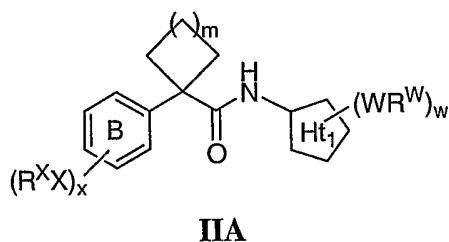
15. The compound according to any one of claims 1-14, wherein ring B is fused to a 5-6 membered carbocyclic or heterocyclic, aromatic or non-aromatic ring.

16. The compound according to claim 15, wherein ring B is fused to a five membered heterocyclic ring.

17. The compound according to claim 15, wherein ring B is fused to a five membered ring with 2 oxygen ring atoms.

18. The compound according to any one of claims 1-14, wherein ring B is optionally substituted phenyl.

19. The compound according to claim 1, having formula **IIA**:



wherein:

m is 0-4;

Ht₁ is a 5-membered heteroaromatic ring containing 1-4 heteroatoms selected from O, S, N, or NH, wherein said ring is optionally fused to a phenyl or 6-membered heteroaromatic ring;

ring B is optionally fused to 5-6 membered carbocyclic or heterocyclic, aromatic or non-aromatic ring;

X, R^X, x, W, R^W, and w are as defined in claim 1.

20. The compound according to claim 19, wherein m is 0.

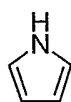
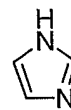
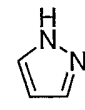
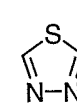
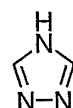
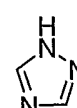
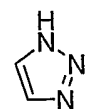
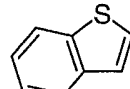
21. The compound according to claim 19, wherein m is 1.

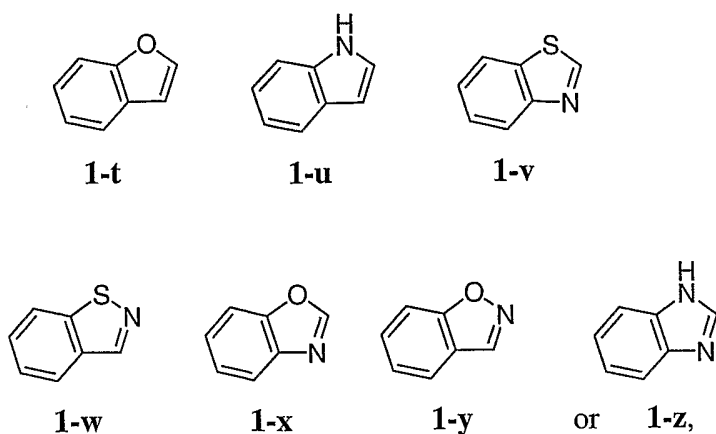
22. The compound according to claim 19, wherein m is 2.

23. The compound according to claim 19, wherein m is 3.

24. The compound according to claim 19, wherein m is 4.

25. The compound according to claim 19, wherein Ht^1 is selected from:

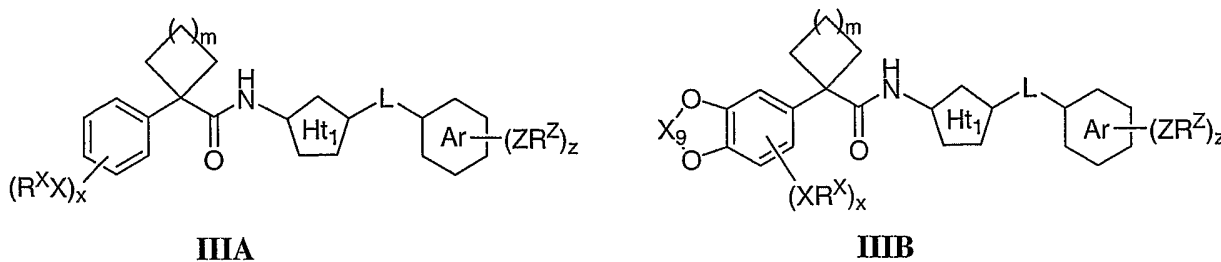
**1-a****1-b****1-c****1-d****1-e****1-f****1-g****1-h****1-i****1-j****1-k****1-l****1-m****1-n****1-o****1-p****1-q****1-r****1-s**



wherein each ring is linked to the remainder of the molecule through a carbon ring atom.

26. The compound according to claim 25, wherein Ht_1 is selected from **1-d**, **1-f**, **1-j**, **1-l**, and **1-v** rings above.
27. The compound according to claim 26, wherein Ht_1 is **1-d**.
28. The compound according to claim 26, wherein Ht_1 is **1-f**.
29. The compound according to any one of claims 19-28, wherein w is 1.
30. The compound according to any one of claims 19-29, wherein $W-R^w$, taken together, forms $-OR'$ or R' substituent.
31. The compound according to any one of claims 19-30, wherein ring B is phenyl optionally substituted with up to x occurrences of $X-R^x$.
32. The compound according to any one of claims 19-31, wherein ring B is fused with a 5 membered ring.
33. The compound according to any one of claims 19-32, wherein x is 0-3.
34. The compound according to any one of claims 19-32, wherein x is 0-2.

35. The compound according to claim 1, having formula **IIIA** or formula **IIIB**:



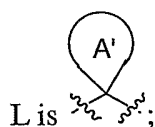
wherein:

m is 0 to 4;

Ar is phenyl or a six-membered heteroaromatic ring;

L is a bond, O, S, SO, SO₂, C(O), NR', C₁₋₄ aliphatic, or CHR^L;

or



R^L is -OR', -SR', -SOR', -SO₂R', or -N(R')₂;

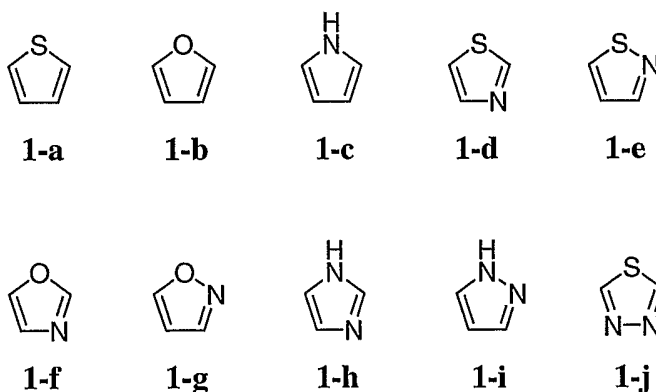
wherein ring A' is a 3-7 membered monocyclic ring having 0-3 heteroatoms selected from O, S, N, or NH, wherein ring A' is optionally substituted with q occurrences of -QR^Q;

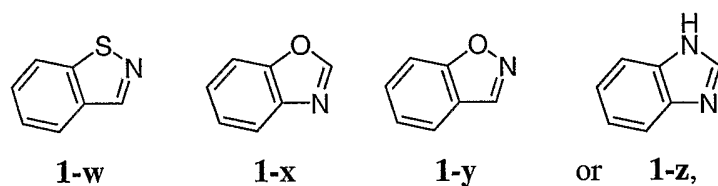
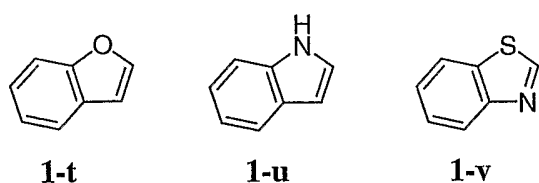
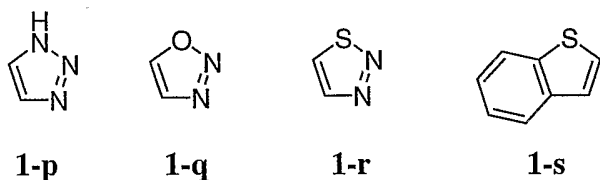
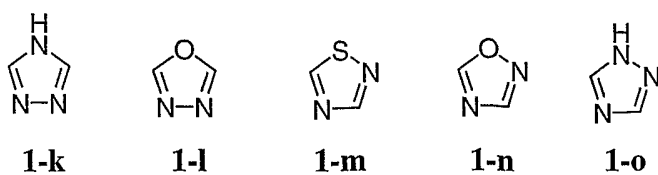
R' is as defined above;

X₉ is CH₂ or CF₂;

Ht₁ is a 5-membered heteroaromatic ring containing 1-4 heteroatoms selected from O, S, N, or NH, wherein said ring is optionally fused to a phenyl ring.

36. The compound according to claim 35, wherein Ht¹ is selected from:

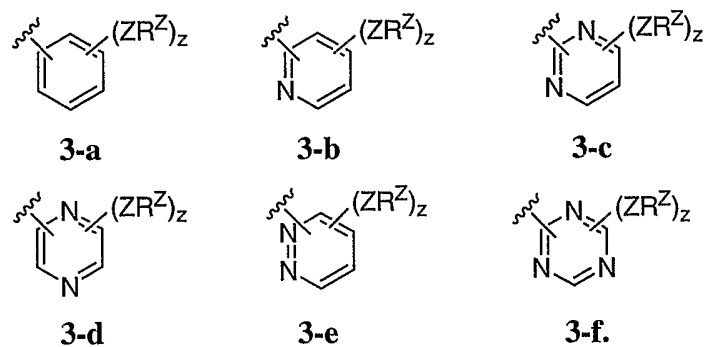




wherein each ring is linked to the remainder of the molecule through a carbon ring atom.

37. The compound according to claim 35, wherein Ht_1 is **1-d**, **1-f**, **1-j**, **1-l**, and **1-v**.

38. The compound according to claim 35, wherein ring Ar is selected from:



39. The compound according to claim 35, wherein m is 0.

40. The compound according to claim 35, wherein m is 1.

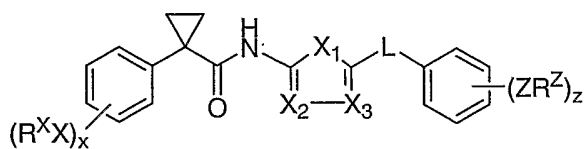
41. The compound according to claim 35, m is 2.

42. The compound according to claim 35, m is 3.

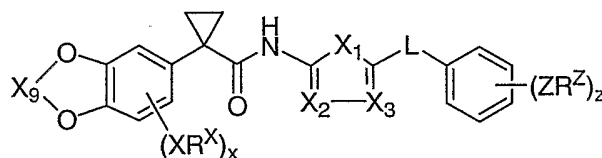
43. The compound according to claim 35, m is 4.

44. The compound according to claim 35, wherein said compound has formula

IVA' or formula **IVB'**:



IVA'

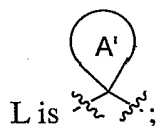


IVB'

wherein:

L is a bond, O, S, SO, SO₂, C(O), NR', C₁₋₄ aliphatic, or CHR^L;

or



R^L is -OR', -SR', -SOR', -SO₂R', or -N(R')₂;

wherein ring A' is a 3-7 membered monocyclic ring having 0-3 heteroatoms selected from O, S, N, or NH, wherein ring A' is optionally substituted with q occurrences of -QR^Q;

R' is as defined above;

X₉ is CH₂ or CF₂;

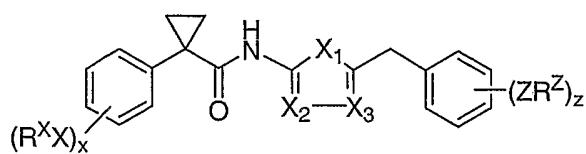
X¹ is O, S, or NR;

R is hydrogen or C₁₋₄ aliphatic; and

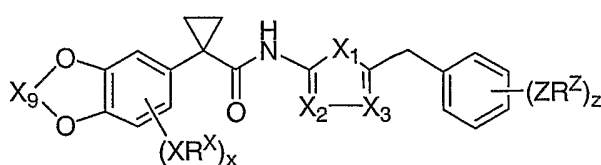
each of X² and X³ is independently selected from CH or N.

45. The compound according to claim 44, having formula **IVA-1'** or formula

IVD-1':



IVA-1



IVB-1

46. The compound according to claim 45, wherein X^1 is S, X^2 is N, and X^3 is CH.

46. The compound according to claim 45, wherein X^1 is S, X^2 and X^3 both are N.

47. The compound according to claim 45, wherein X^1 is S, X^2 is CH, and X^3 is N.

48. The compound according to claim 45, wherein X^1 is O, X^2 is N, and X^3 is

CH.

49. The compound according to claim 45, wherein X^1 is O, X^2 and X^3 both are N.

50. The compound according to claim 45, wherein X^1 is O, X^2 is CH, and X^3 is

N.

51. The compound according to claim 45, wherein X^1 is NR, X^2 is N, and X^3 is

CH.

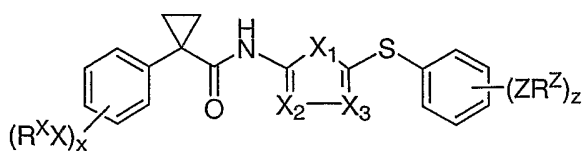
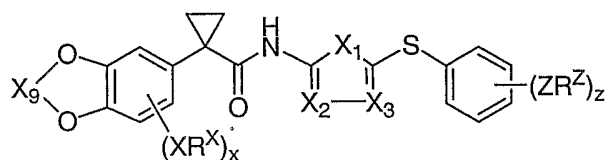
52. The compound according to claim 45, wherein R is hydrogen.

53. The compound according to claim 45, wherein R is C_{1-4} alkyl.

54. The compound according to claim 45, wherein X^1 is NR, X^2 and X^3 both are N, wherein R is hydrogen or R is C_{1-4} alkyl.

65. The compound according to claim 56, wherein X^1 is NR, X^2 is CH, and X^3 is N.

66. The compound according to claim 44, having formula **IVA-3'** or formula **IVB-3'**:

**IVA-3'****IVB-3'**

67. The compound according to claim 66, wherein X^1 is S, X^2 is N, and X^3 is CH.

68. The compound according to claim 66, wherein X^1 is S, X^2 and X^3 both are N.

69. The compound according to claim 66, wherein X^1 is S, X^2 is CH, and X^3 is N.

70. The compound according to claim 66, wherein X^1 is O, X^2 is N, and X^3 is CH.

71. The compound according to claim 66, wherein X^1 is O, X^2 and X^3 both are N.

72. The compound according to claim 66, wherein X^1 is O, X^2 is CH, and X^3 is N.

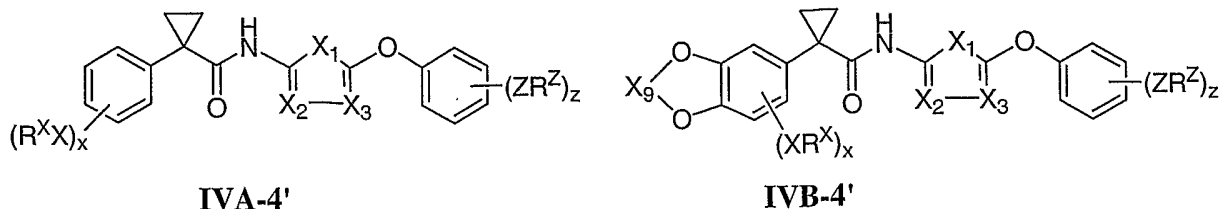
73. The compound according to claim 66, wherein X^1 is NR, X^2 is N, and X^3 is CH.

74. The compound according to claim 66, wherein X^1 is NR, X^2 and X^3 both are N.

75. The compound according to claim 66, wherein X^1 is NR, X^2 is CH, and X^3 is N.

76. The compound according to claim 44, having formula **IVA-4'** or formula **IVD-**

4':



77. The compound according to claim 76, wherein X¹ is S, X² is N, and X³ is CH.

78. The compound according to claim 76, wherein X¹ is S, X² and X³ both are N.

79. The compound according to claim 76, wherein X¹ is S, X² is CH, and X³ is N.

80. The compound according to claim 76, wherein X¹ is O, X² is N, and X³ is CH.

81. The compound according to claim 76, wherein X¹ is O, X² and X³ both are N.

82. The compound according to claim 76, wherein X¹ is O, X² is CH, and X³ is N.

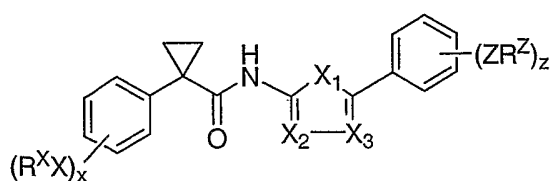
83. The compound according to claim 76, wherein X¹ is NR, X² is N, and X³ is CH.

84. The compound according to claim 76, wherein X¹ is NR, X² and X³ both are N.

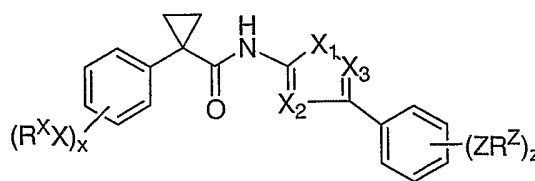
85. The compound according to claim 76, wherein X¹ is NR, X² is CH, and X³ is N.

86. The compound according to claim 44, having formula **IVA-5'** or formula **IVA-**

6':



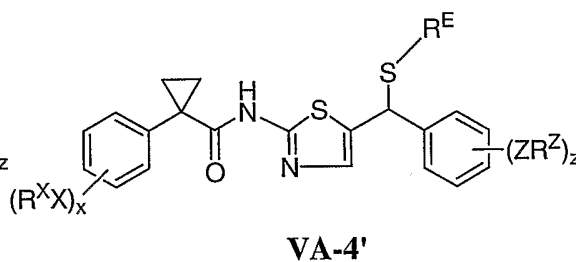
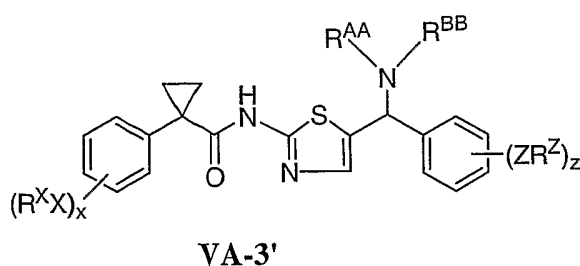
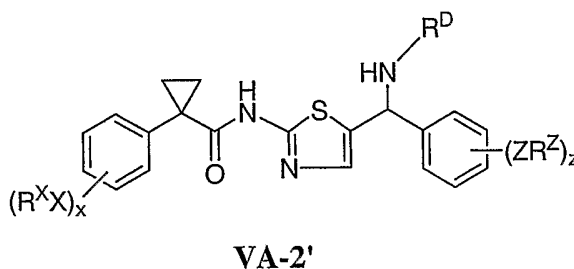
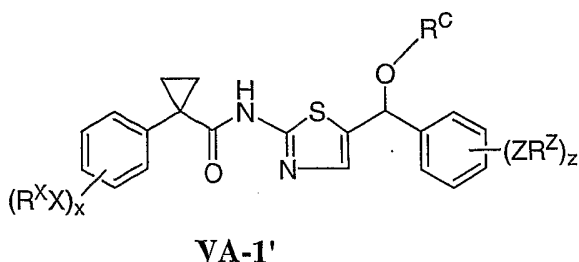
IVA-5'



IVA-6'

87. The compound according to claim 86, wherein X^1 is S, X^2 is N, and X^3 is CH.
88. The compound according to claim 86, wherein X^1 is S, X^2 and X^3 both are N.
89. The compound according to claim 86, wherein X^1 is S, X^2 is CH, and X^3 is N.
90. The compound according to claim 86, wherein X^1 is O, X^2 is N, and X^3 is CH.
91. The compound according to claim 86, wherein X^1 is O, X^2 and X^3 both are N.
92. The compound according to claim 86, wherein X^1 is O, X^2 is CH, and X^3 is N.
93. The compound according to claim 86, wherein X^1 is NR, X^2 is N, and X^3 is CH.
94. The compound according to claim 86, wherein X^1 is NR, X^2 and X^3 both are N.
95. The compound according to claim 86, wherein X^1 is NR, X^2 is CH, and X^3 is N.
96. The compound according to claim 86, wherein X^1 is S, X^2 is N, and X^3 is CH.
97. The compound according to claim 86, wherein X^1 is O, X^2 is N, and X^3 is CH.
98. The compound according to claim 86, wherein X^1 is O, X^2 is CH, and X^3 is N.

99. The compound according to claim 44, having formula VA-1', formula VA-2', formula VA-3', or formula VA-4':



wherein:

each of R^C , R^D , and R^E is independently hydrogen or C_{1-6} aliphatic optionally substituted with $-OH$, $-O(C_{1-4}aliphatic)$, $-S(C_{1-4}aliphatic)$, $-CF_3$, $-OCF_3$, $-SCF_3$, halo, NH_2 , NHR , $N(R)_2$, $C(O)OH$, $C(O)O(C_{1-4}aliphatic)$, $NHC(O)(C_{1-4}aliphatic)$, or a 3-7 membered heterocyclic ring containing up to 4 heteroatoms selected from O, N, or S, wherein said ring is optionally substituted with up to 2 substituents selected from oxo or $(C_{1-4}aliphatic)_p-Y$;

p is 0 or 1;

Y is halo, CN, NO_2 , CF_3 , OCF_3 , OR, SR, NH_2 , NHR , $N(R)_2$, COOH, or COOR;

R is hydrogen or C_{1-4} aliphatic;

R^{AA} and R^{BB} , taken together with the nitrogen atom, is a 3-7 membered heterocyclic ring containing up to 4 heteroatoms selected from O, N, or S, wherein said ring is optionally substituted with up to 2 substituents selected from oxo or $(C_{1-4}aliphatic)_p-Y$;

p is 0 or 1;

Y is halo, CN, NO_2 , CF_3 , OCF_3 , OR, SR, NH_2 , NHR , $N(R)_2$, COOH, or COOR; and

R is hydrogen or C_{1-4} aliphatic.

100. The compound according to claim 99, wherein R^C is C_{1-4} alkylidene optionally substituted with up to two substituents selected from $-OH$, $-O(C_{1-4}alkyl)$, $NH(C_{1-4} alkyl)$, or $N(C_{1-4} alkyl)_2$.

101. The compound according to claim 99, wherein R^C is C_{1-4} alkylidene optionally substituted with 5-6 membered heterocyclic ring containing up to 2 heteroatoms selected from O, N, or S, wherein said ring is optionally substituted with up to 2 substituents selected from oxo, $(C_{1-4} aliphatic)$, $(C_{1-4} aliphatic)-Y$, wherein Y is halo, $-OH$, or $-O(C_{1-4} alkyl)$.

102. The compound according to claim 99, wherein R^C is selected from $-(CH_2)_2-(4-hydroxy-1-piperidyl)$, $-(CH_2)_3-(4-hydroxy-1-piperidyl)$, $-(CH_2)_4-(4-hydroxy-1-piperidyl)$, ethylmethylamino-ethyl, 2-hydroxyethyl, 3-hydroxypropyl, 4-hydroxybutyl, 2-methoxyethyl, isopropyl, (2-methoxymethyl-1-pyrrolidinyl)ethyl, tetrahydrofuran-2-ylmethyl, (pyrrolidin-2-one-5-yl)methyl, (pyrrolidin-1-yl)ethyl, dimethylaminoethyl, 1-piperidylethyl, allyl, n-propyl, diisopropylaminoethyl, and (N-morpholino)ethyl.

103. The compound of formula VA-1 according claim 99, wherein:

a. z is 0-2 and ZR^Z together is selected from halo, OMe, OEt, CN, $C(O)NH_2$, Me, Et, NH_2 , COOH, SO_2Me , $N(Me)_2$, or $N(Et)_2$;

b. x is 0-2 and XR^X together is selected from halo, OMe, OEt, CN, $C(O)NH_2$, Me, Et, NH_2 , COOH, SO_2Me , $N(Me)_2$, $N(Et)_2$, OCF_3 , or SMe; and

c. R^C is $-(CH_2)_2-(4-hydroxy-1-piperidyl)$, $-(CH_2)_3-(4-hydroxy-1-piperidyl)$, $-(CH_2)_4-(4-hydroxy-1-piperidyl)$, (ethylmethylamino)ethyl, 2-hydroxyethyl, 3-hydroxypropyl, 4-hydroxybutyl, 2-methoxyethyl, isopropyl, (2-methoxymethyl-1-pyrrolidinyl)ethyl, tetrahydrofuran-2-ylmethyl, (pyrrolidin-2-one-5-yl)methyl, (pyrrolidin-1-yl)ethyl, dimethylaminoethyl, 1-piperidylethyl, allyl, n-propyl, diisopropylaminoethyl, or (N-morpholino)ethyl.

104. The compound according to claim 99, wherein R^D is C_{1-4} alkylidene optionally substituted with $-OH$, $-O(C_{1-4}alkyl)$, $NH(C_{1-4} alkyl)$, or $N(C_{1-4} alkyl)_2$.

105. The compound according to claim 99, wherein R^D is C_{1-4} alkylidene optionally substituted with 5-6 membered heterocyclic ring containing up to 2 heteroatoms selected from O, N, or S, wherein said ring is optionally substituted with up to 2 substituents selected from oxo, (C_{1-4} aliphatic), (C_{1-4} aliphatic)-Y, wherein Y is halo, -OH, or -O(C_{1-4} alkyl).

106. The compound according to claim 99, wherein R^D is selected from (N-morpholino)ethyl, (N-morpholino)propyl, dimethylaminoethyl, (N-piperidyl)ethyl, allyl, or diisopropylaminoethyl.

107. The compound of formula VA-2 according to claim 99, wherein:

a. z is 0-2 and ZR^Z together is selected from halo, OMe, OEt, CN, C(O)NH₂, Me, Et, NH₂, COOH, SO₂Me, N(Me)₂, or N(Et)₂;

b. x is 0-2 and XR^X together is selected from halo, OMe, OEt, CN, C(O)NH₂, Me, Et, NH₂, COOH, SO₂Me, N(Me)₂, N(Et)₂, OCF₃, or SMe; and

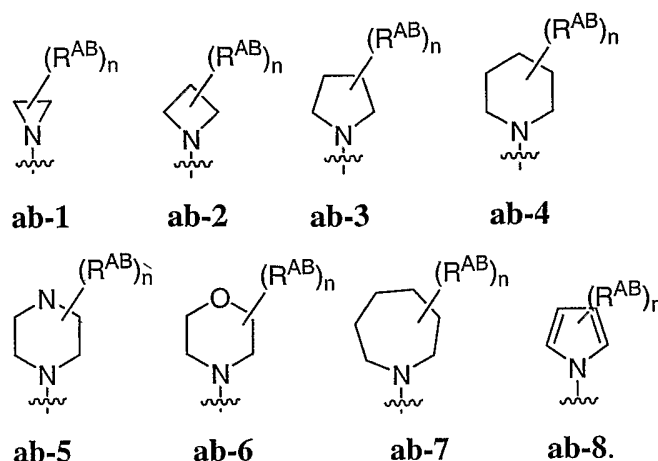
c. R^D is (N-morpholino)ethyl, (N-morpholino)propyl, dimethylaminoethyl, (N-piperidyl)ethyl, allyl, or diisopropylaminoethyl

108. The compound of formula VA-3 according to claim 99, wherein each of R^{AA} and R^{BB} is independently C_{1-4} alkylidene optionally substituted with up to two substituents selected from -OH, -O(C_{1-4} alkyl), NH(C_{1-4} alkyl), or N(C_{1-4} alkyl)₂.

109. The compound according to claim 108, wherein R^{AA} and R^{BB} is C_{1-4} alkylidene optionally substituted with 5-6 membered heterocyclic ring containing up to 2 heteroatoms selected from O, N, or S, wherein said ring is optionally substituted with up to 2 substituents selected from oxo, (C_{1-4} aliphatic), (C_{1-4} aliphatic)-Y, wherein Y is halo, -OH, or -O(C_{1-4} alkyl).

110. The compound according to claim 109, wherein R^{AA} and R^{BB} is selected from Me, Et, propyl, butyl, allyl, hydroxyethyl, or dihydroxypropyl.

111. The compound according to claim 108, wherein R^{AA} and R^{BB} , taken together with the nitrogen atom, is selected from:

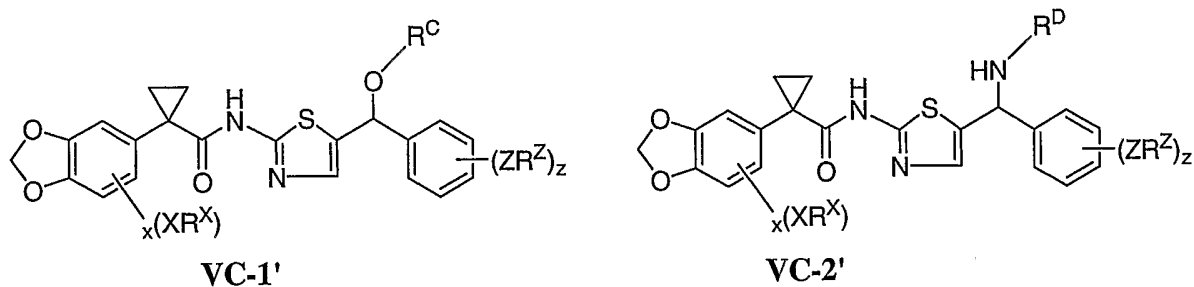


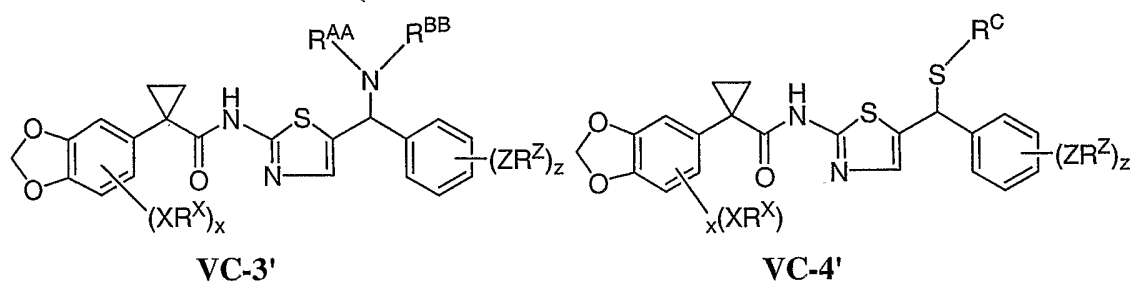
112. The compound according to claim 99, wherein R^{AB} is selected from methoxymethyl, methoxyethyl, allyl, methyl, -OH, hydroxymethyl, hydroxyethyl, ethylenedioxy, COOH, or $C(O)CH_3$.

113. The compound of formula VA-4 according to claim 99, wherein R^B is independently selected from hydrogen or C_{1-6} aliphatic optionally substituted with -OH, $-O(C_{1-4} \text{aliphatic})$, $-S(C_{1-4} \text{aliphatic})$, $-CF_3$, $-OCF_3$, $-SCF_3$, halo, NH_2 , NHR , $N(R)_2$, $C(O)OH$, $C(O)O(C_{1-4} \text{aliphatic})$, or $NHC(O)(C_{1-4} \text{aliphatic})$.

114. The compound according to claim 113, wherein R^E is selected from - $(CH_2)_2OH$, $-(CH_2)_3OH$, $-(CH_2)_4OH$, $-(CH_2)_2NH_2$, $-(CH_2)_2NMe_2$, $-(CH_2)_2NEt_2$, $-(CH_2)_2NHC(O)Me$, $-(CH_2)COOH$, $-(CH_2)_2COOH$, $-(CH_2)COOMe$, $-(CH_2)CH(NH_2)COOH$, or $-(CH_2)_2CH(NH_2)COOH$.

115. The compound according to claim 44, having formula VC-1', formula VC-2', formula VC-3', of formula VC-4':





VC-3'

VC-4'

wherein:

each of R^C and R^D is independently hydrogen or C₁₋₆ aliphatic optionally substituted with -O(C₁₋₄aliphatic), -CF₃, -OCF₃, -SCF₃, halo, NH₂, NHR, N(R)₂, or a 3-7 membered heterocyclic ring containing up to 4 heteroatoms selected from O, N, or S, wherein said ring is optionally substituted with up to 2 substituents selected from oxo or (C₁₋₄aliphatic)_p-Y;

p is 0 or 1;

Y is halo, CN, NO₂, CF₃, OCF₃, OR, SR, NH₂, NHR, N(R)₂, COOH, or COOR;

R is hydrogen or C₁₋₄ aliphatic;

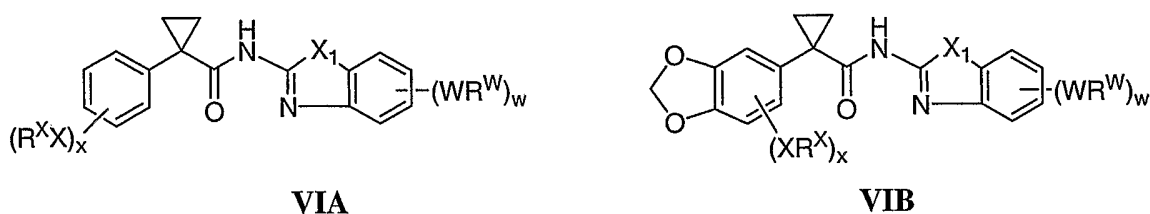
R^{AA} and R^{BB}, taken together with the nitrogen atom, is a 3-7 membered heterocyclic ring containing up to 4 heteroatoms selected from O, N, or S, wherein said ring is optionally substituted with up to 2 substituents selected from oxo or (C₁₋₄aliphatic)_p-Y;

p is 0 or 1;

Y is halo, CN, NO₂, CF₃, OCF₃, OR, SR, NH₂, NHR, N(R)₂, COOH, or COOR; and

R is hydrogen or C₁₋₄ aliphatic.

116. The compound according to claim 44, having formula **VIA** or formula **VIB**:



VIA

VIB

wherein:

X¹ is O, S, or NR; and

R is hydrogen or C₁₋₄ alkyl.

117. The compound according to claim 116, wherein X¹ is S.

118. The compound according to claim 116, wherein X^1 is O.

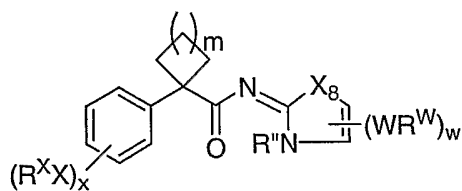
119. The compound according to claim 116, wherein X^1 is NR.

120. The compound of formula **VIB** according to claim 116, wherein X^1 is S.

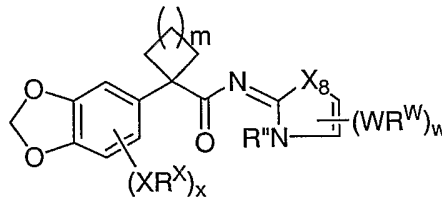
121. The compound of formula **VIB** according to claim 116, X^1 is O.

122. The compound of formula **VIB** according to claim 116, X^1 is NR.

123. The compound according to claim 44, having formula **VIIA** or formula **VIIIB**:



VIIA



VIIIB

wherein:

m is 0-4;

X^8 is O or S; and

R'' is C_{1-4} alkyl.

124. The compound according to claim 123, wherein m is 0.

125. The compound according to claim 123, wherein, m is 2.

126. The compound according to claim 123, wherein m is 3.

127. The compound according to claim 123, wherein R'' is methyl.

128. The compound according claim 123, wherein X^8 is S. Or, X^8 is O.

129. A pharmaceutical composition comprising:

- (i) a compound according to any one of claims 1-128; and
- (ii) a pharmaceutically acceptable carrier.

130. The composition of claim 129, optionally further comprising an additional agent selected from a mucolytic agent, bronchodilator, an anti-biotic, an anti-infective agent, an anti-inflammatory agent, CFTR corrector, or a nutritional agent.

131. A method of increasing the number of functional ABC transporters in a membrane of a cell, comprising the step of contacting said cell with a compound according to any one of claims 1-128.

132. The method of claim 131, wherein the ABC transporter is CFTR.

133. A kit for use in measuring the activity of a ABC transporter or a fragment thereof in a biological sample *in vitro* or *in vivo*, comprising:

- (i) a first composition comprising a compound according to any one of claims 1-128; and
- (ii) instructions for:
 - a) contacting the composition with the biological sample;
 - b) measuring activity of said ABC transporter or a fragment thereof.

134. The kit according to claim 133, further comprising instructions for

- a) contacting an additional composition with the biological sample;
- b) measuring the activity of said ABC transporter or a fragment thereof in the presence of said additional compound, and
- c) comparing the activity of the ABC transporter in the presence of the additional compound with the density of the ABC transporter in the presence of said first composition.

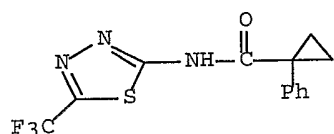
135. The kit of claim 133, wherein the kit is used to measure the density of CFTR.

136. A method of treating a condition, disease, or disorder in a patient implicated by ABC transporter activity, comprising the step of administering to said patient a compound according to any one of claims 1-128.

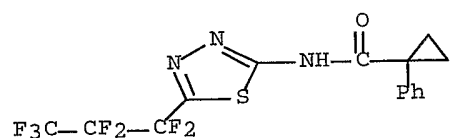
137. The method according to claim 136, wherein said condition, disease, or disorder is selected from Cystic fibrosis, Hereditary emphysema, Hereditary hemochromatosis, Coagulation-Fibrinolysis deficiencies, such as Protein C deficiency, Type 1 hereditary angioedema, Lipid processing deficiencies, such as Familial hypercholesterolemia, Type 1 chylomicronemia, Abetalipoproteinemia, Lysosomal storage diseases, such as I-cell disease/Pseudo-Hurler, Mucopolysaccharidoses, Sandhof/Tay-Sachs, Crigler-Najjar type II, Polyendocrinopathy/Hyperinsulemia, Diabetes mellitus, Laron dwarfism, Myeloperoxidase deficiency, Primary hypoparathyroidism, Melanoma, Glycanosis CDG type 1, Hereditary emphysema, Congenital hyperthyroidism, Osteogenesis imperfecta, Hereditary hypofibrinogenemia, ACT deficiency, Diabetes insipidus (DI), Neurophyseal DI, Neprogenic DI, Charcot-Marie Tooth syndrome, Perlizaeus-Merzbacher disease, neurodegenerative diseases such as Alzheimer's disease, Parkinson's disease, Amyotrophic lateral sclerosis, Progressive supranuclear palsy, Pick's disease, several polyglutamine neurological disorders as such as Huntington, Spinocerebellar ataxia type I, Spinal and bulbar muscular atrophy, Dentatorubal pallidolusian, and Myotonic dystrophy, as well as Spongiform encephalopathies, such as Hereditary Creutzfeldt-Jakob disease (due to Prion protein processing defect), Fabry disease, Strausler-Scheinker disease, secretory diarrhea, polycystic kidney disease, chronic obstructive pulmonary disease (COPD), dry eye disease, or Sjögren's Syndrome.

FIGURE 1

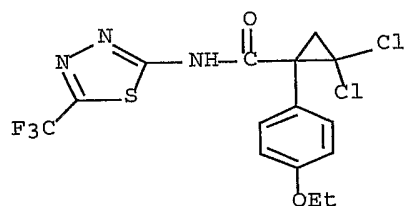
1. Cyclopropanecarboxamide, 1-phenyl-N-[5-(trifluoromethyl)-1,3,4-thiadiazol-2-yl]



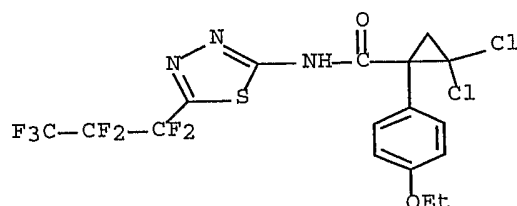
2. Cyclopropanecarboxamide, N-[5-(heptafluoropropyl)-1,3,4-thiadiazol-2-yl]-1-phenyl



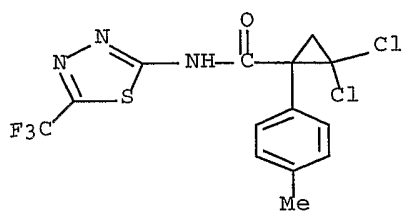
3. Cyclopropanecarboxamide, 2,2-dichloro-1-(4-ethoxyphenyl)-N-[5-(trifluoromethyl)-1,3,4-thiadiazol-2-yl]



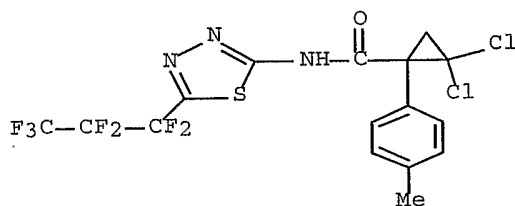
4. Cyclopropanecarboxamide, 2,2-dichloro-1-(4-ethoxyphenyl)-N-[5-(heptafluoropropyl)-1,3,4-thiadiazol-2-yl]



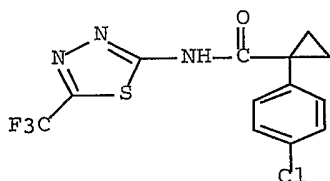
5. Cyclopropanecarboxamide, 2,2-dichloro-1-(4-methylphenyl)-N-[5-(trifluoromethyl)-1,3,4-thiadiazol-2-yl]



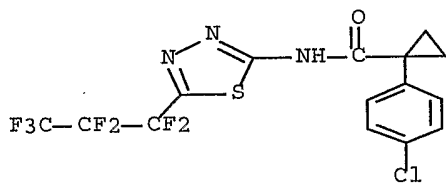
6. Cyclopropanecarboxamide, 2,2-dichloro-N-[5-(heptafluoropropyl)-1,3,4-thiadiazol-2-yl]-1-(4-methylphenyl)



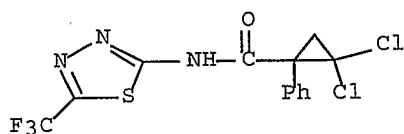
7. Cyclopropanecarboxamide, 1-(4-chlorophenyl)-N-[5-(trifluoromethyl)-1,3,4-thiadiazol-2-yl]



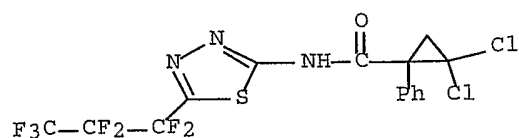
8. Cyclopropanecarboxamide, 1-(4-chlorophenyl)-N-[5-(heptafluoropropyl)-1,3,4-thiadiazol-2-yl]



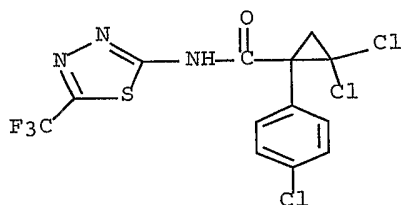
9. Cyclopropanecarboxamide, 2,2-dichloro-1-phenyl-N-[5-(trifluoromethyl)-1,3,4-thiadiazol-2-yl]



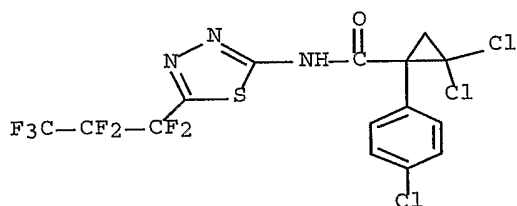
10. Cyclopropanecarboxamide, 2,2-dichloro-N-[5-(heptafluoropropyl)-1,3,4-thiadiazol-2-yl]-1-phenyl



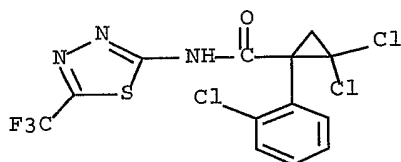
11. Cyclopropanecarboxamide, 2,2-dichloro-1-(4-chlorophenyl)-N-[5-(trifluoromethyl)-1,3,4-thiadiazol-2-yl]



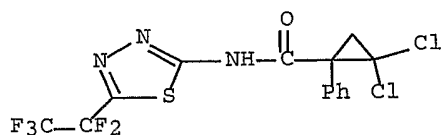
12. Cyclopropanecarboxamide, 2,2-dichloro-1-(4-chlorophenyl)-N-[5-(heptafluoropropyl)-1,3,4-thiadiazol-2-yl]



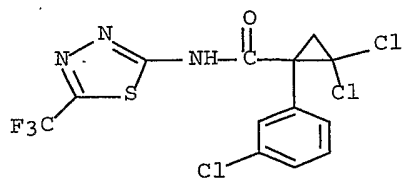
13. Cyclopropanecarboxamide, 2,2-dichloro-1-(2-chlorophenyl)-N-[5-(trifluoromethyl)-1,3,4-thiadiazol-2-yl]



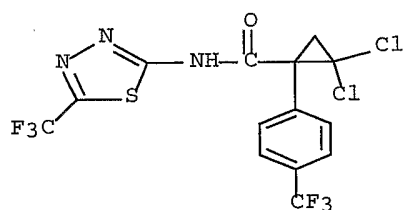
14. Cyclopropanecarboxamide, 2,2-dichloro-N-[5-(pentafluoroethyl)-1,3,4-thiadiazol-2-yl]-1-phenyl



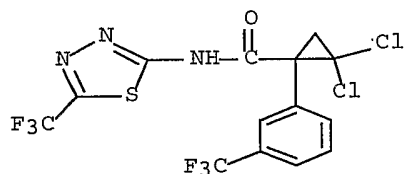
15. Cyclopropanecarboxamide, 2,2-dichloro-1-(3-chlorophenyl)-N-[5-(trifluoromethyl)-1,3,4-thiadiazol-2-yl]



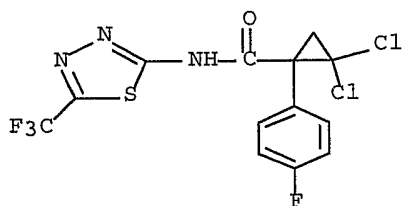
16. Cyclopropanecarboxamide, 2,2-dichloro-1-[4-(trifluoromethyl)phenyl]-N-[5-(trifluoromethyl)-1,3,4-thiadiazol-2-yl]



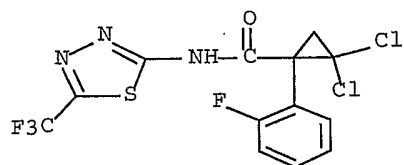
17. Cyclopropanecarboxamide, 2,2-dichloro-1-[3-(trifluoromethyl)phenyl]-N-[5-(trifluoromethyl)-1,3,4-thiadiazol-2-yl]



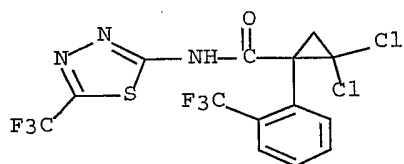
18. Cyclopropanecarboxamide, 2,2-dichloro-1-(4-fluorophenyl)-N-[5-(trifluoromethyl)-1,3,4-thiadiazol-2-yl]



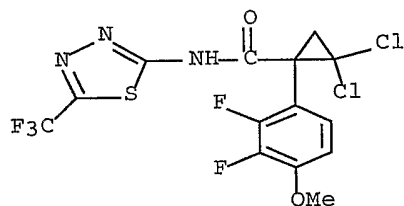
19. Cyclopropanecarboxamide, 2,2-dichloro-1-(2-fluorophenyl)-N-[5-(trifluoromethyl)-1,3,4-thiadiazol-2-yl]



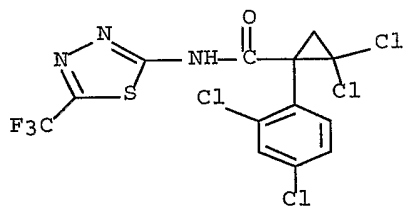
20. Cyclopropanecarboxamide, 2,2-dichloro-1-[2-(trifluoromethyl)phenyl]-N-[5-(trifluoromethyl)-1,3,4-thiadiazol-2-yl]-



21. Cyclopropanecarboxamide, 2,2-dichloro-1-(2,3-difluoro-4-methoxyphenyl)-N-[5-(trifluoromethyl)-1,3,4-thiadiazol-2-yl]

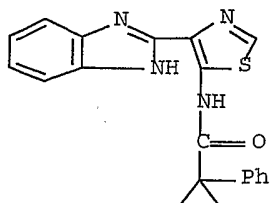


22. Cyclopropanecarboxamide, 2,2-dichloro-1-(2,4-dichlorophenyl)-N-[5-(trifluoromethyl)-1,3,4-thiadiazol-2-yl]

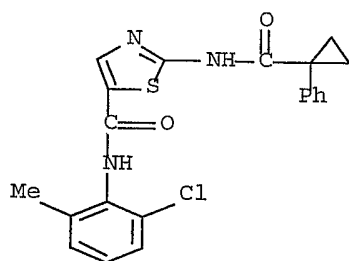


23. Cyclopropanecarboxamide, 2,2-dichloro-1-(2,6-difluorophenyl)-N-[5-(trifluoromethyl)-1,3,4-thiadiazol-2-yl]

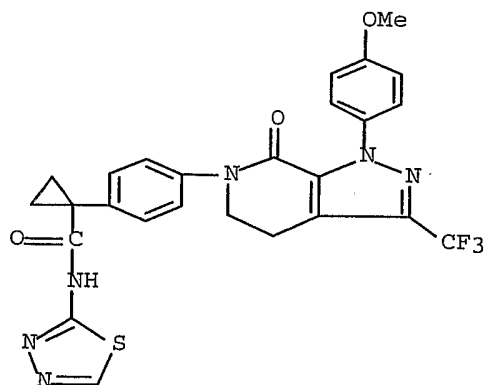
24. Cyclopropanecarboxamide, N-[4-(1H-benzimidazol-2-yl)-5-thiazolyl]-1-phenyl, mono(trifluoroacetate)



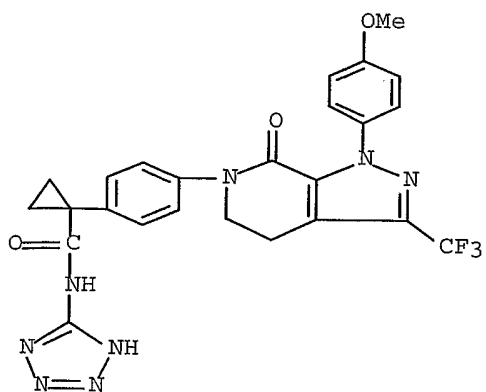
25. 5-Thiazolecarboxamide, N-(2-chloro-6-methylphenyl)-2-[[1-phenylcyclopropyl]carbonyl]amino]



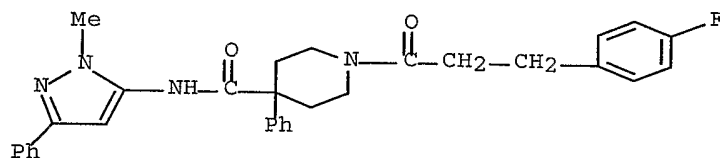
26. Cyclopropanecarboxamide, 1-[4-[1,4,5,7-tetrahydro-1-(4-methoxyphenyl)-7-oxo-3-(trifluoromethyl)-6H-pyrazolo[3,4-c]pyridin-6-yl]phenyl]-N-1,3,4-thiadiazol-2-yl]



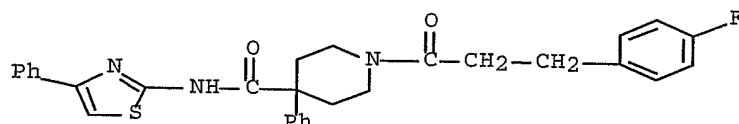
27. Cyclopropanecarboxamide, 1-[4-[1,4,5,7-tetrahydro-1-(4-methoxyphenyl)-7-oxo-3-(trifluoromethyl)-6H-pyrazolo[3,4-c]pyridin-6-yl]phenyl]-N-1H-tetrazol-5-yl]



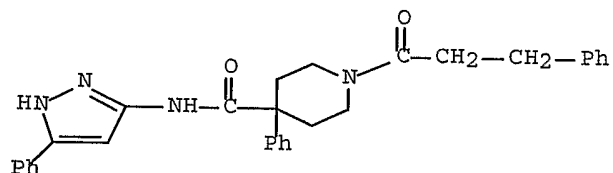
28. 4-Piperidinecarboxamide, 1-[3-(4-fluorophenyl)-1-oxopropyl]-N-(1-methyl-3-phenyl-1H-pyrazol-5-yl)-4-phenyl



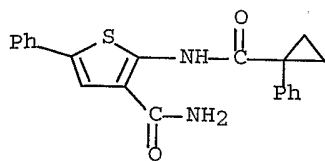
29. 4-Piperidinecarboxamide, 1-[3-(4-fluorophenyl)-1-oxopropyl]-4-phenyl-N-(4-phenyl-2-thiazolyl)



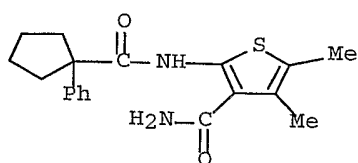
30. 4-Piperidinecarboxamide, 1-(1-oxo-3-phenylpropyl)-4-phenyl-N-(5-phenyl-1H-pyrazol-3-yl)



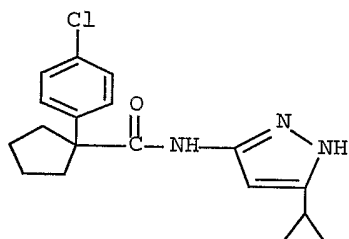
31. 3-Thiophenecarboxamide, 5-phenyl-2-[[(1-phenylcyclopropyl) carbonyl] amino]



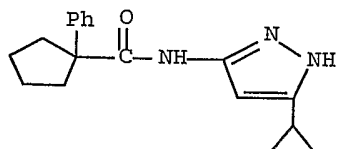
32. 3-Thiophenecarboxamide, 4,5-dimethyl-2-[[(1-phenylcyclopentyl) carbonyl] amino]



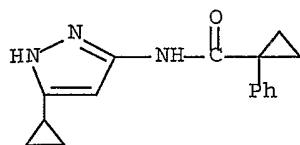
33. Cyclopentanecarboxamide, 1-(4-chlorophenyl)-N-(5-cyclopropyl-1H-pyrazol-3-yl)



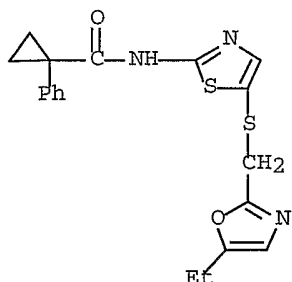
34. Cyclopentanecarboxamide, N-(5-cyclopropyl-1H-pyrazol-3-yl)-1-phenyl



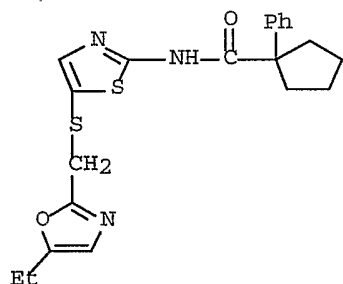
35. Cyclopropanecarboxamide, N-(5-cyclopropyl-1H-pyrazol-3-yl)-1-phenyl



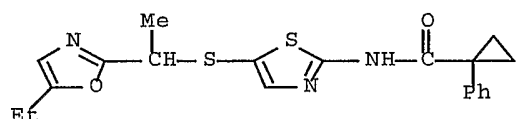
36. Cyclopropanecarboxamide, N-[5-[[5-ethyl-2-oxazolyl)methyl]thio]-2-thiazolyl]-1-phenyl



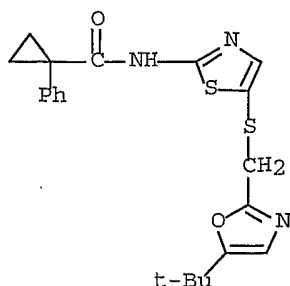
37. Cyclopentanecarboxamide, N-[5-[[5-ethyl-2-oxazolyl)methyl]thio]-2-thiazolyl]-1-phenyl



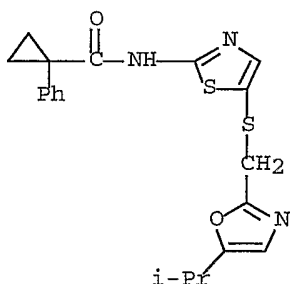
38. Cyclopropanecarboxamide, N-[5-[[1-(5-ethyl-2-oxazolyl)ethyl]thio]-2-thiazolyl]-1-phenyl



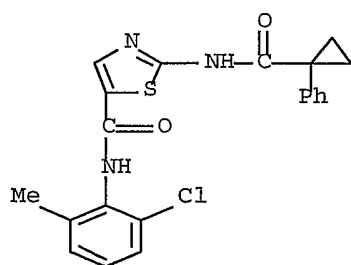
39. Cyclopropanecarboxamide, N-[5-[[[5-(1,1-dimethylethyl)-2-oxazolyl]methyl]thio]-2-thiazolyl]-1-phenyl



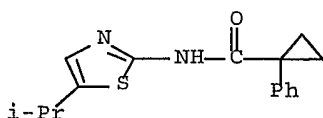
40. Cyclopropanecarboxamide, N-[5-[[[5-(1-methylethyl)-2-oxazolyl]methyl]thio]-2-thiazolyl]-1-phenyl



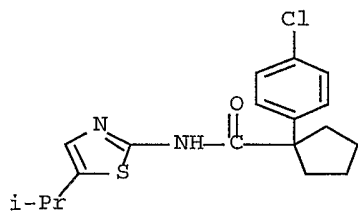
41. 5-Thiazolecarboxamide, N-(2-chloro-6-methylphenyl)-2-[[[1-phenylcyclopropyl]carbonyl]amino]



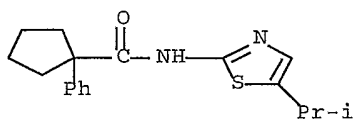
42. Cyclopropanecarboxamide, N-[5-(1-methylethyl)-2-thiazolyl]-1-phenyl



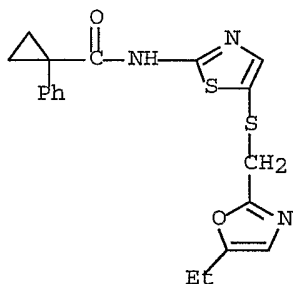
43. Cyclopentanecarboxamide, 1-(4-chlorophenyl)-N-[5-(1-methylethyl)-2-thiazolyl]



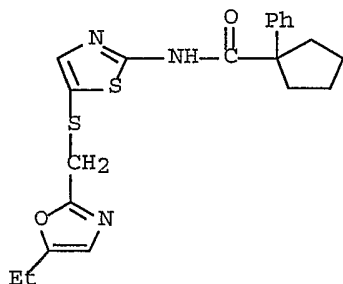
44. Cyclopentanecarboxamide, N-[5-(1-methylethyl)-2-thiazolyl]-1-phenyl



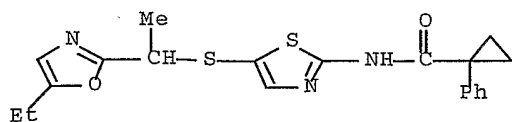
45. Cyclopropanecarboxamide, N-[5-[[5-ethyl-2-oxazolyl)methyl]thio]-2-thiazolyl]-1-phenyl



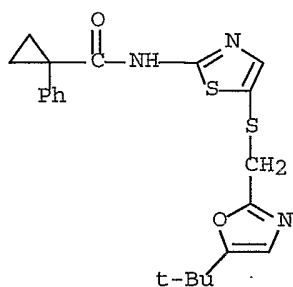
46. Cyclopentanecarboxamide, N-[5-[[5-ethyl-2-oxazolyl)methyl]thio]-2-thiazolyl]-1-phenyl



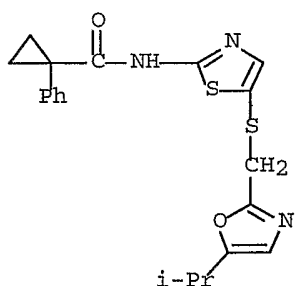
47. Cyclopropanecarboxamide, N-[5-[[1-(5-ethyl-2-oxazolyl)ethyl]thio]-2-thiazolyl]-1-phenyl



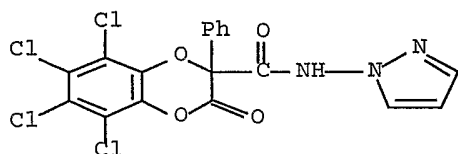
48. Cyclopropanecarboxamide, N-[5-[[[5-(1,1-dimethylethyl)-2-oxazolyl]methyl]thio]-2-thiazolyl]-1-phenyl



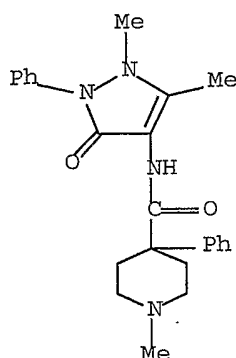
49. Cyclopropanecarboxamide, N-[5-[[[5-(1-methylethyl)-2-oxazolyl]methyl]thio]-2-thiazolyl]-1-phenyl



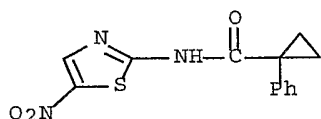
50. 1,4-Benzodioxin-2-carboxamide, 5,6,7,8-tetrachloro-2,3-dihydro-3-oxo-2-phenyl-N-1H-pyrazol-1-yl



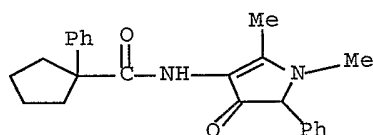
51. Isonipecotamide, N-antipyrinyl-1-methyl-4-phenyl



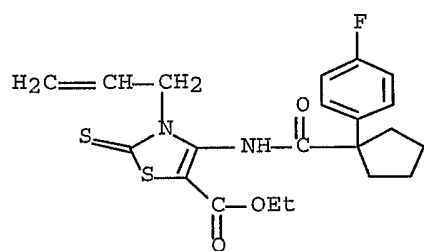
52. Cyclopropanecarboxamide, N-(5-nitro-2-thiazolyl)-1-phenyl



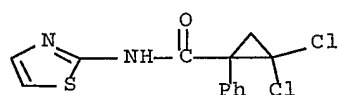
53. 5-Thiazolecarboxylic acid, 4-[[[1-(4-fluorophenyl) cyclopentyl] carbonyl]amino]-2,3-dihydro-3-(2-propenyl)-2-thioxo-, ethyl ester



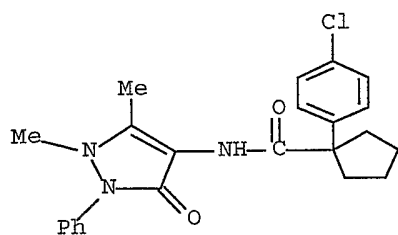
54. Cyclopropanecarboxamide, 2,2-dichloro-1-phenyl-N-2-thiazolyl



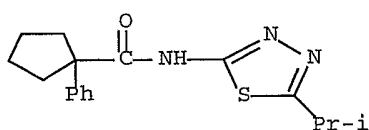
55. Cyclopentanecarboxamide, N-(5-methyl-2-pyridinyl)-1-phenyl



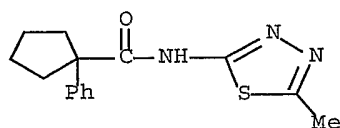
56. Cyclopentanecarboxamide, N-(6-methyl-2-pyridinyl)-1-phenyl



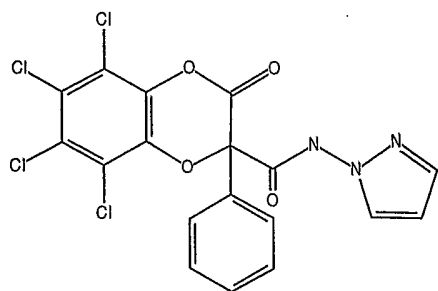
57. 2H-Pyran-4-carboxamide, tetrahydro-4-phenyl-N-4-pyridinyl



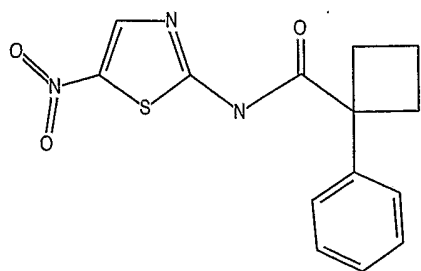
58. Cyclopentanecarboxamide, 1-(3,4-dimethoxyphenyl)-N-(3-methyl-2-pyridinyl)



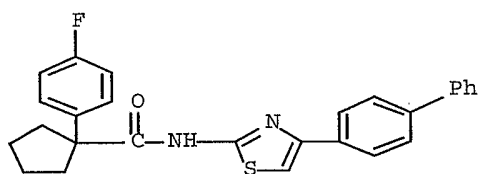
59. 5,6,7,8-tetrachloro-3-oxo-2-phenyl-2,3-dihydro-benzo[1,4]dioxine-2-carboxylic acid pyrazol-1-ylamide



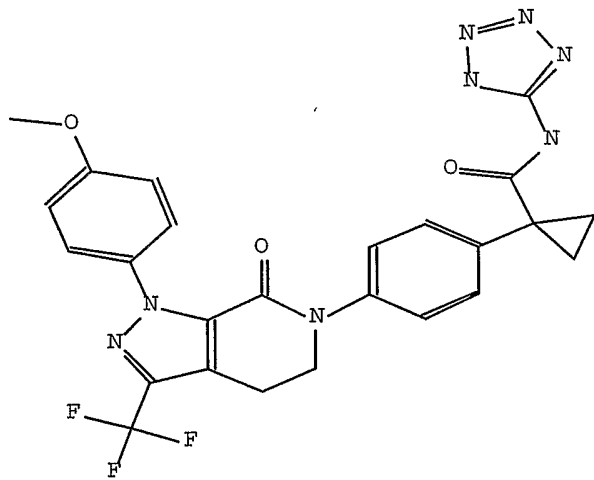
60. 1-phenyl-cyclobutanecarboxylic acid 5-nitro-thiazol-2-ylamide
Autoname 1-phenyl-cyclobutanecarboxylic acid (5-nitro-thiazol-2-yl)-amide



61. 1-(4-[1-(4-Methoxy-phenyl)-7-oxo-3-trifluoromethyl-1,4,5,7-tetrahydro-pyrazolo[3,4-c]pyridin-6-yl]-phenyl)-cyclopropanecarboxylic acid (1H-tetrazol-5-yl)-amide



62. 1-[3-Methoxy-4-(5-trifluoromethyl-pyridin-2-yloxy)-phenyl]-cyclopropanecarboxylic acid (5-chloro-1-ethyl-1H-pyrazol-4-yl)-amide



INTERNATIONAL SEARCH REPORT

International Application No
PCT/US2005/002644

A. CLASSIFICATION OF SUBJECT MATTER
 IPC 7 C07D231/40 C07D263/48 C07D277/46 C07D277/54 C07D277/82
 C07D405/12 C07D407/12 C07D409/12 C07D409/14 C07D413/12
 C07D417/04 C07D417/06 C07D417/12 C07D417/14 C07D493/10

According to International Patent Classification (IPC) or to both national classification and IPC

B. FIELDS SEARCHED
 Minimum documentation searched (classification system followed by classification symbols)
 IPC 7 C07D A61K

Documentation searched other than minimum documentation to the extent that such documents are included in the fields searched

Electronic data base consulted during the international search (name of data base and, where practical, search terms used)
 EPO-Internal, WPI Data, BEILSTEIN Data, PAJ

C. DOCUMENTS CONSIDERED TO BE RELEVANT

Category *	Citation of document, with indication, where appropriate, of the relevant passages	Relevant to claim No.
X	<p>DATABASE CHEMCATS CHEMICAL ABSTRACTS SERVICE, COLUMBUS, OHIO, US; XP002333991</p> <p>order numbers: STOCK4S-17097, F0541-1683, STOCK4S-29309, STOCK4S-30665, F0541-0482, F0541-1563, F0541-1473, F0541-1451, F0541-1361, F0541-1347, F0541-1325, F0541-1235, F0541-1221, F0541-1193, F0541-1168, F0541-0972, F0541-0874, F0541-0776, F0541-0678, F0541-0580, F0541-0384, F0541-0286, F0541-0090, STOCK1S-32530, T0509-4923, STOCK1S-34392, STOCK1S-32854, F0480-1777, T0508-7547, T0508-7287</p> <p style="text-align: center;">-/--</p>	<p>1-14, 18-20, 22, 25-27, 29-31, 33-38, 41</p>

Further documents are listed in the continuation of box C. Patent family members are listed in annex.

* Special categories of cited documents :

<p>*A* document defining the general state of the art which is not considered to be of particular relevance</p> <p>*E* earlier document but published on or after the international filing date</p> <p>*L* document which may throw doubts on priority claim(s) or which is cited to establish the publication date of another citation or other special reason (as specified)</p> <p>*O* document referring to an oral disclosure, use, exhibition or other means</p> <p>*P* document published prior to the international filing date but later than the priority date claimed</p>	<p>*T* later document published after the international filing date or priority date and not in conflict with the application but cited to understand the principle or theory underlying the invention</p> <p>*X* document of particular relevance; the claimed invention cannot be considered novel or cannot be considered to involve an inventive step when the document is taken alone</p> <p>*Y* document of particular relevance; the claimed invention cannot be considered to involve an inventive step when the document is combined with one or more other such documents, such combination being obvious to a person skilled in the art.</p> <p>*&* document member of the same patent family</p>
--	--

Date of the actual completion of the international search <p style="text-align: center;">30 June 2005</p>	Date of mailing of the international search report <p style="text-align: center;">13/07/2005</p>
--	---

Name and mailing address of the ISA European Patent Office, P.B. 5818 Patentlaan 2 NL - 2280 HV Rijswijk Tel. (+31-70) 340-2040, Tx. 31 651 epo nl, Fax: (+31-70) 340-3016	Authorized officer <p style="text-align: center;">Hanisch, I</p>
--	---

INTERNATIONAL SEARCH REPORT

 International Application No
 PCT/US2005/002644

C.(Continuation) DOCUMENTS CONSIDERED TO BE RELEVANT		
Category °	Citation of document, with indication, where appropriate, of the relevant passages	Relevant to claim No.
X	& "Ambinter Stock Screening Collection" 1 January 2004 (2004-01-01), AMBINTER, 46 QUAI LOUIS BLERHOT, PARIS, F-75016, FRANCE ----- WO 03/074515 A (SMITHKLINE BEECHAM CORPORATION; CHAMBERLAIN, STANLEY, DAWES; CHEUNG, M) 12 September 2003 (2003-09-12)	1,3-14, 18-20, 25, 29-31, 33-36, 38,39, 129, 131-137
X	claims 1,31,35; examples 147,203-205,209,212,214 ----- WO 99/24035 A (BRISTOL-MYERS SQUIBB COMPANY) 20 May 1999 (1999-05-20)	1-14, 18-20, 25, 29-31, 33-36, 38,39, 129, 131-137
X	page 33, line 32 - page 34, line 31; claims 1,20,37; compounds 260,262,263,267,312,313,316,317,330,335-33 7 ----- WO 01/85726 A (LG CHEM INVESTMENT LTD; LEE, JIN, HO; HONG, CHANG, YONG; PARK, TAE, SI) 15 November 2001 (2001-11-15)	1-13,18, 19, 29-31, 33,34, 129, 131-137
X	claims 1,4; example 55 ----- PATENT ABSTRACTS OF JAPAN vol. 2002, no. 09, 4 September 2002 (2002-09-04) & JP 2002 155065 A (MITSUBISHI CHEMICALS CORP), 28 May 2002 (2002-05-28) abstract; claim 1; table 1	1-12,14, 18-20, 25,26, 29-31, 33,34
X	----- WO 03/088908 A (BRISTOL-MYERS SQUIBB COMPANY; LLOYD, JOHN; JEON, YOON, T; FINLAY, HEAT) 30 October 2003 (2003-10-30)	1-8, 10-12, 14,18, 129, 131-137
	claims 1,8,11,24-26; examples 250-252,306 ----- -/--	

INTERNATIONAL SEARCH REPORT

 International Application No
 PCT/US2005/002644

C.(Continuation) DOCUMENTS CONSIDERED TO BE RELEVANT		
Category °	Citation of document, with indication, where appropriate, of the relevant passages	Relevant to claim No.
X	WO 03/053915 A (SCHERING CORPORATION) 3 July 2003 (2003-07-03) page 22, line 15 - page 23, line 6; claims 1,48,49,54; table 1; compound KB	1, 3-14, 18-20, 25-27, 30, 31, 33, 34, 129-137
X	WO 03/084544 A (CV THERAPEUTICS, INC) 16 October 2003 (2003-10-16) page 10, line 8; claims 16-21,23,24,31-35,38-41,51	1-137
X	WO 02/088090 A (VERTEX PHARMACEUTICALS INCORPORATED; HALE, MICHAEL, ROBIN) 7 November 2002 (2002-11-07) page 3, line 23 - page 5, line 11; compounds II-16	1-8, 10-18, 129-137
X	WO 99/24416 A (BRISTOL-MYERS SQUIBB COMPANY) 20 May 1999 (1999-05-20) claims 1,16,33,38-45; examples 88,89,323,378,446	1-137
X	WO 01/12189 A (PHARMACIA & UPJOHN S.P.A; PHARMACIA & UPJOHN COMPANY; PEVARELLO, PAOLO) 22 February 2001 (2001-02-22) page 2, line 17 - page 3, line 22; claims 1,28-32; compounds 6,306,336	1-137
X	WO 01/98290 A (PHARMACIA & UPJOHN S.P.A; FANCELLI, DANIELE; PEVARELLO, PAOLO; VARASI,) 27 December 2001 (2001-12-27) claims 1-5,10,34-39; compounds 112,218	1-137
X	WO 00/26202 A (PHARMACIA & UPJOHN S.P.A; PEVARELLO, PAOLO; AMICI, RAFFAELLA; TRAQUAND) 11 May 2000 (2000-05-11) claims 1-6,11,14; compounds 313,314,384	1-137
P, X	WO 2004/063179 A (ELI LILLY AND COMPANY; WEICHERT, ANDREAS, GERHARD; BARRETT, DAVID, GEN) 29 July 2004 (2004-07-29) claims 1,2,19-23; examples 1-15,26-52,54-58,61-65,69-82	1-129, 131,136, 137
P, X	WO 2004/041813 A (VERTEX PHARMACEUTICALS INCORPORATED; CAO, JINGRONG; GAO, HUAI; GREEN,) 21 May 2004 (2004-05-21) claims 1-12,45-47,50-52; compounds I-A-32, I-A-33, I-A-44, I-B-98, I-B-99, I-B-189 , I-B-195	1-137
	-/--	

INTERNATIONAL SEARCH REPORT

 International Application No
 PCT/US2005/002644

C.(Continuation) DOCUMENTS CONSIDERED TO BE RELEVANT		
Category °	Citation of document, with indication, where appropriate, of the relevant passages	Relevant to claim No.
E	WO 2005/023761 A (KEMIA, INC; BOMAN, ERIK; CEIDE, SUSANA, C; DAHL, RUSSELL; DELAET, NANC) 17 March 2005 (2005-03-17) claims 56,60,65,93; compound 61 -----	1-14, 18-20, 25,30, 31, 33-36, 38,39, 129,131, 136,137
P,X	WO 2005/002552 A (ASTEX TECHNOLOGY LIMITED; BERDINI, VALERIO; O'BRIEN, MICHAEL, ALISTAIR) 13 January 2005 (2005-01-13) page 84, line 23 - page 86, line 17; claims 1,46,53; example 205 -----	1-137
E	WO 2005/037837 A (NIPPON KAYAKU KABUSHIKI KAISHA; KURAMOCHI, HIROSHI; MASUDA, AKIRA; SHI) 28 April 2005 (2005-04-28) claim 1; compound 31 -----	1-13,18, 19,22, 29-31, 33,129

INTERNATIONAL SEARCH REPORT

International application No.
PCT/US2005/002644

Box II Observations where certain claims were found unsearchable (Continuation of item 2 of first sheet)

This International Search Report has not been established in respect of certain claims under Article 17(2)(a) for the following reasons:

1. Claims Nos.:
because they relate to subject matter not required to be searched by this Authority, namely:

Although claims 131,132,136 and 137 are directed to a method of treatment of the human/animal body, the search has been carried out and based on the alleged effects of the compound/composition.
2. Claims Nos.:
because they relate to parts of the International Application that do not comply with the prescribed requirements to such an extent that no meaningful International Search can be carried out, specifically:
3. Claims Nos.:
because they are dependent claims and are not drafted in accordance with the second and third sentences of Rule 6.4(a).

Box III Observations where unity of invention is lacking (Continuation of item 3 of first sheet)

This International Searching Authority found multiple inventions in this international application, as follows:

1. As all required additional search fees were timely paid by the applicant, this International Search Report covers all searchable claims.
2. As all searchable claims could be searched without effort justifying an additional fee, this Authority did not invite payment of any additional fee.
3. As only some of the required additional search fees were timely paid by the applicant, this International Search Report covers only those claims for which fees were paid, specifically claims Nos.:
4. No required additional search fees were timely paid by the applicant. Consequently, this International Search Report is restricted to the invention first mentioned in the claims; it is covered by claims Nos.:

Remark on Protest

- The additional search fees were accompanied by the applicant's protest.
- No protest accompanied the payment of additional search fees.

INTERNATIONAL SEARCH REPORT

Information on patent family members

International Application No

PCT/US2005/002644

Patent document cited in search report		Publication date	Patent family member(s)	Publication date
WO 03074515	A	12-09-2003	AU 2003220970 A1	16-09-2003
			CA 2477505 A1	12-09-2003
			EP 1487824 A1	22-12-2004
			WO 03074515 A1	12-09-2003
WO 9924035	A	20-05-1999	AU 744281 B2	21-02-2002
			AU 1371999 A	31-05-1999
			BR 9814956 A	03-10-2000
			CA 2309319 A1	20-05-1999
			CN 1290165 A	04-04-2001
			EP 1037632 A1	27-09-2000
			HU 0102101 A2	28-11-2001
			ID 24289 A	13-07-2000
			JP 2001522800 T	20-11-2001
			NO 20002121 A	09-05-2000
			NZ 503491 A	28-08-2002
			PL 340727 A1	26-02-2001
			RU 2212407 C2	20-09-2003
			TR 200001312 T2	21-09-2000
			TW 510898 B	21-11-2002
			US 2002123484 A1	05-09-2002
			WO 9924035 A1	20-05-1999
ZA 9810219 A	22-06-2000			
WO 0185726	A	15-11-2001	AT 266028 T	15-05-2004
			AU 5683401 A	20-11-2001
			CA 2408448 A1	15-11-2001
			CN 1432015 A	23-07-2003
			DE 60103147 D1	09-06-2004
			DE 60103147 T2	04-05-2005
			EP 1280802 A1	05-02-2003
			JP 2003532730 T	05-11-2003
			WO 0185726 A1	15-11-2001
			US 2003149034 A1	07-08-2003
JP 2002155065	A	28-05-2002	NONE	
WO 03088908	A	30-10-2003	AU 2003223651 A1	03-11-2003
			EP 1501467 A2	02-02-2005
			WO 03088908 A2	30-10-2003
			US 2004110793 A1	10-06-2004
WO 03053915	A	03-07-2003	AU 2002357885 A1	09-07-2003
			CA 2470620 A1	03-07-2003
			EP 1458676 A2	22-09-2004
			HU 0500016 A2	28-04-2005
			JP 2005513125 T	12-05-2005
			WO 03053915 A2	03-07-2003
			US 2004038941 A1	26-02-2004
			US 2004102418 A1	27-05-2004
WO 03084544	A	16-10-2003	AU 2003226252 A1	20-10-2003
			EP 1513534 A2	16-03-2005
			WO 03084544 A2	16-10-2003
			US 2003220356 A1	27-11-2003
WO 02088090	A	07-11-2002	CA 2445357 A1	07-11-2002
			EP 1461334 A2	29-09-2004

INTERNATIONAL SEARCH REPORT

Information on patent family members

International Application No

PCT/US2005/002644

Patent document cited in search report	Publication date	Patent family member(s)	Publication date
WO 02088090	A	JP 2004538266 T	24-12-2004
		MX PA03009847 A	12-02-2004
		WO 02088090 A2	07-11-2002
		US 2003134888 A1	17-07-2003
WO 9924416	A	20-05-1999	
		AU 730607 B2	08-03-2001
		AU 1295599 A	31-05-1999
		BR 9814124 A	03-10-2000
		CA 2309551 A1	20-05-1999
		CN 1278806 A ,C	03-01-2001
		EP 1042307 A1	11-10-2000
		HU 0004559 A2	29-04-2002
		ID 23983 A	14-06-2000
		IL 135589 A	20-06-2004
		JP 2001522842 T	20-11-2001
		NO 20002153 A	11-05-2000
		NZ 503828 A	28-03-2003
		PL 340540 A1	12-02-2001
		RU 2211839 C2	10-09-2003
		TR 200001344 T2	21-09-2000
		TW 593292 B	21-06-2004
		WO 9924416 A1	20-05-1999
		US 6040321 A	21-03-2000
US 6262096 B1	17-07-2001		
ZA 9810332 A	11-05-2000		
WO 0112189	A	22-02-2001	
		AU 4971400 A	13-03-2001
		BG 106480 A	30-09-2002
		BR 0013143 A	11-06-2002
		CA 2383555 A1	22-02-2001
		CN 1373662 A	09-10-2002
		CZ 20020422 A3	13-11-2002
		EA 5373 B1	24-02-2005
		EE 200200065 A	15-04-2003
		EP 1202733 A1	08-05-2002
		HR 20020128 A1	30-04-2003
		HU 0203542 A2	28-05-2003
		JP 2003507329 T	25-02-2003
		MA 25493 A1	01-07-2002
		MX PA02001498 A	21-07-2003
		NO 20020684 A	03-04-2002
		NZ 517237 A	27-02-2004
		PL 353455 A1	17-11-2003
		SK 1812002 A3	04-02-2003
WO 0112189 A1	22-02-2001		
US 6218418 B1	17-04-2001		
ZA 200201511 A	11-03-2003		
WO 0198290	A	27-12-2001	
		US 6414013 B1	02-07-2002
		AU 8574501 A	02-01-2002
		CA 2414085 A1	27-12-2001
		WO 0198290 A2	27-12-2001
		EP 1294707 A2	26-03-2003
		JP 2004501146 T	15-01-2004
MX PA02012164 A	25-04-2003		
WO 0026202	A	11-05-2000	
		AT 294785 T	15-05-2005
		AU 766193 B2	09-10-2003

INTERNATIONAL SEARCH REPORT

information on patent family members

International Application No

PCT/US2005/002644

Patent document cited in search report	Publication date	Patent family member(s)	Publication date
WO 0026202	A	AU 1267900	A 22-05-2000
		AU 2004200096	A1 05-02-2004
		CA 2347188	A1 11-05-2000
		CN 1325389	A 05-12-2001
		CZ 20011414	A3 12-09-2001
		DE 69925145	D1 09-06-2005
		WO 0026202	A1 11-05-2000
		EP 1124810	A1 22-08-2001
		HU 0104200	A2 28-03-2002
		ID 28623	A 21-06-2001
		JP 2002528537	T 03-09-2002
		MX PA01004278	A 21-06-2002
		NO 20012057	A 28-06-2001
		NZ 510965	A 31-10-2003
		PL 347505	A1 08-04-2002
		SK 4732001	A3 03-12-2001
		TW 222447	B 21-10-2004
ZA 200102870	A 10-10-2001		
WO 2004063179	A 29-07-2004	AU 2003297291	A1 10-08-2004
		WO 2004063179	A1 29-07-2004
WO 2004041813	A 21-05-2004	AU 2003288956	A1 07-06-2004
		WO 2004041813	A1 21-05-2004
		US 2004122016	A1 24-06-2004
WO 2005023761	A 17-03-2005	US 2005107399	A1 19-05-2005
		WO 2005023761	A2 17-03-2005
WO 2005002552	A 13-01-2005	WO 2005002552	A2 13-01-2005
		WO 2005002576	A2 13-01-2005
WO 2005037837	A 28-04-2005	WO 2005037837	A1 28-04-2005