



US00D568752S

(12) **United States Design Patent**  
**Varlet**

(10) **Patent No.:** **US D568,752 S**

(45) **Date of Patent:** **\*\* May 13, 2008**

(54) **BOTTLE**

(75) Inventor: **Hubert Varlet**, Paris (FR)

(73) Assignee: **Pochet of America, Inc.**, Wayne, NJ (US)

(\*\*) Term: **14 Years**

(21) Appl. No.: **29/268,275**

(22) Filed: **Nov. 2, 2006**

(51) **LOC (8) Cl.** ..... **09-01**

(52) **U.S. Cl.** ..... **D9/544**; D9/546

(58) **Field of Classification Search** ..... D9/522,  
D9/529, 530, 535, 544, 545, 546, 559, 560,  
D9/561, 562, 571, 572, 573, 574, 575, 694;  
215/381-385, 396, 398

See application file for complete search history.

(56) **References Cited**

**U.S. PATENT DOCUMENTS**

D11,864 S *	7/1880	Lahey .....	D9/561
D44,881 S *	11/1913	Alexander et al. ....	D9/560
D48,734 S *	3/1916	Orem .....	D9/546
D49,291 S *	6/1916	Vivaudou .....	D9/546
D70,719 S *	7/1926	Wright .....	D9/546
D93,412 S *	9/1934	Kessler .....	D9/560
D199,203 S *	9/1964	Dalley .....	D9/561
D202,383 S *	9/1965	Du Pree .....	D9/544
D227,750 S *	7/1973	Goldshall .....	D9/520
D317,406 S *	6/1991	Desgrippes .....	D9/529
D419,888 S *	2/2000	Ackerman .....	D9/546
D431,193 S *	9/2000	Shanahan .....	D9/544
D432,427 S *	10/2000	Shanahan .....	D9/544

D475,929 S *	6/2003	Bakic .....	D9/574
D489,628 S *	5/2004	Bakic .....	D9/560
D531,046 S *	10/2006	Moretti .....	D9/574
D531,911 S *	11/2006	Lloyd .....	D9/546
D555,501 S *	11/2007	Del Bon .....	D9/572

\* cited by examiner

*Primary Examiner*—Stella M. Reid

*Assistant Examiner*—Elizabeth J Oswecki

(74) *Attorney, Agent, or Firm*—R. Neil Sudol; Henry D. Coleman; William J. Sapone

(57) **CLAIM**

The ornamental design for a bottle, as shown and described.

**DESCRIPTION**

FIG. 1 is a top, front, and right side perspective view of a first embodiment of a bottle, showing my new design;

FIG. 2 is a right side elevational view thereof, the left, front and back side elevational views being identical;

FIG. 3 is a top plan view thereof;

FIG. 4 is a bottom plan view thereof;

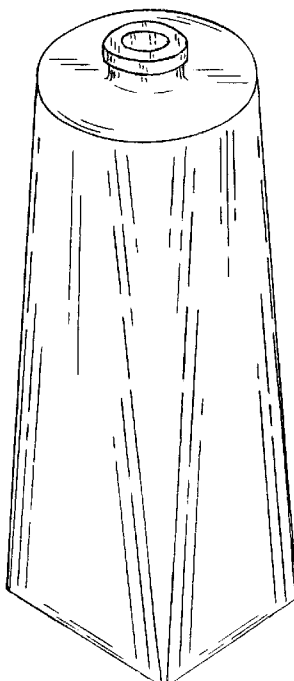
FIG. 5 is a top, front, and right side perspective view of a second embodiment of a bottle, showing my new design; and

FIG. 6 is a right side elevational view thereof, the left, front and back side elevational views being identical;

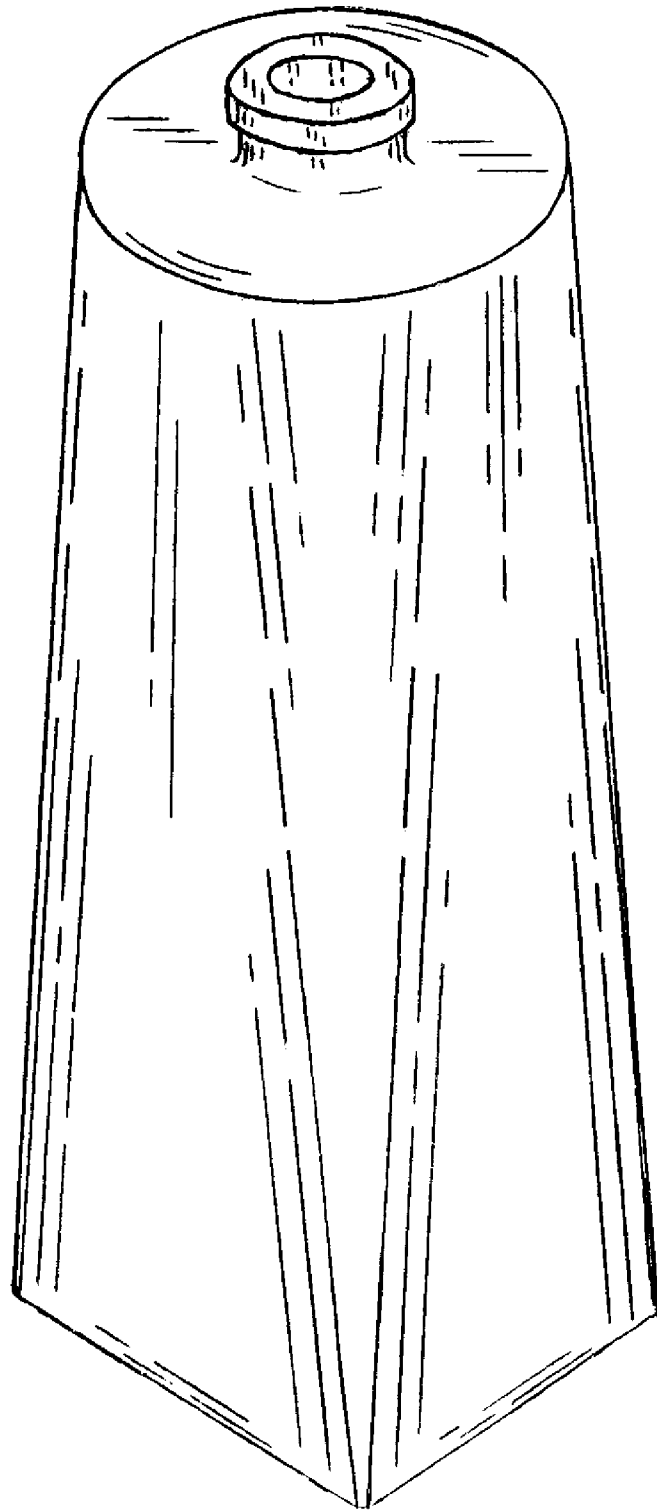
FIG. 7 is a top plan view thereof; and,

FIG. 8 is a bottom plan view thereof.

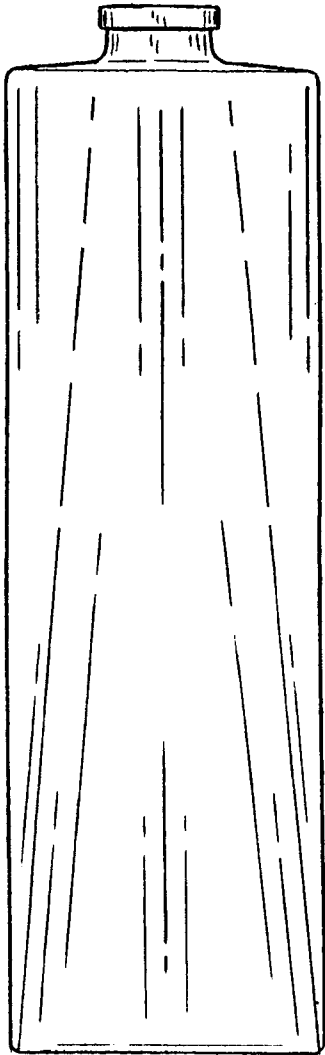
**1 Claim, 4 Drawing Sheets**



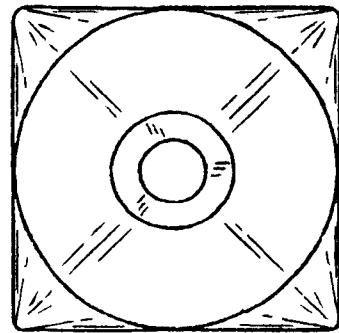
*FIG. 1*



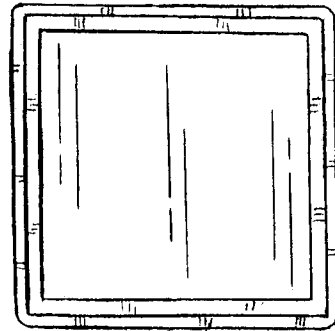
*FIG. 2*



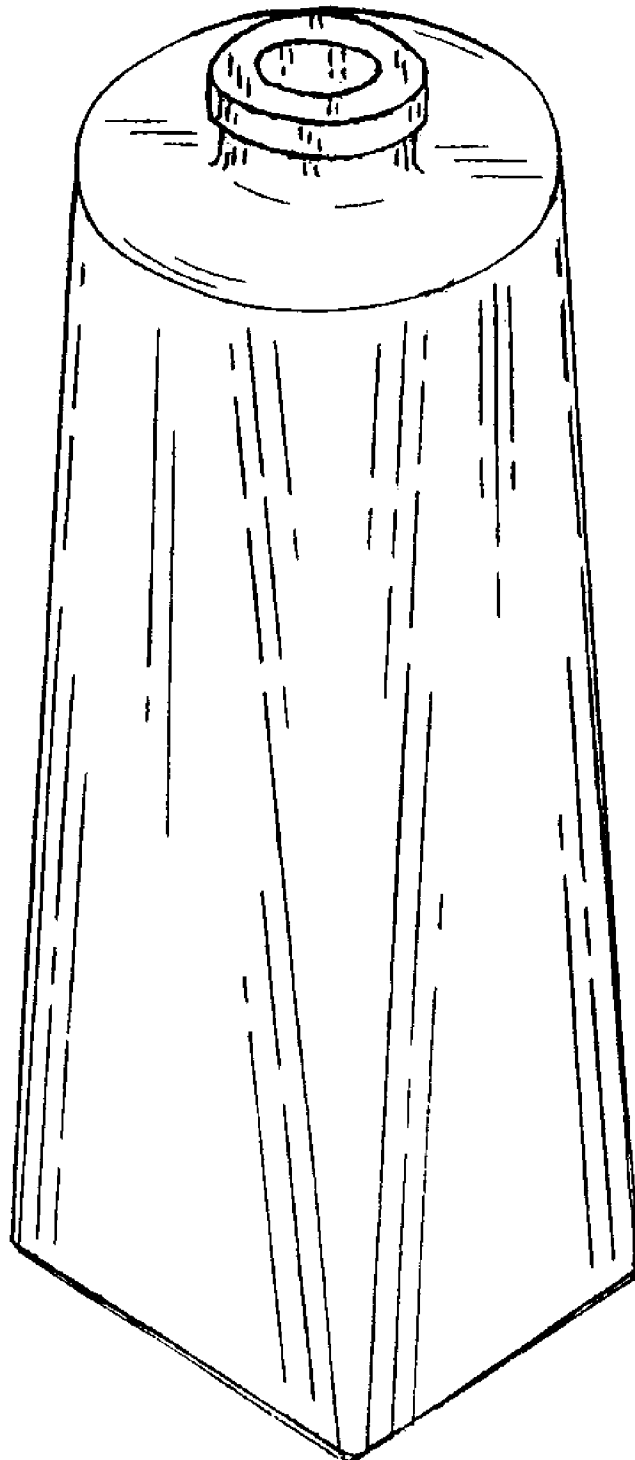
*FIG. 3*



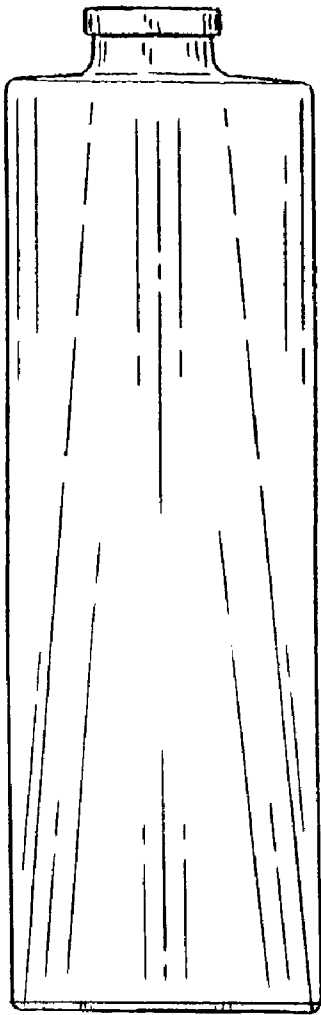
*FIG. 4*



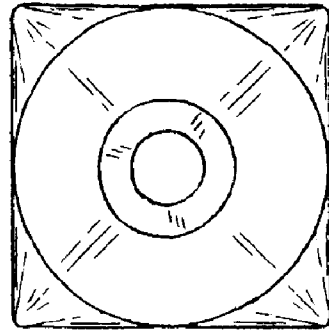
*FIG. 5*



*FIG. 6*



*FIG. 7*



*FIG. 8*

