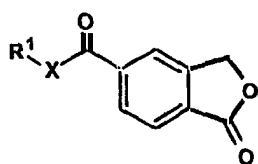




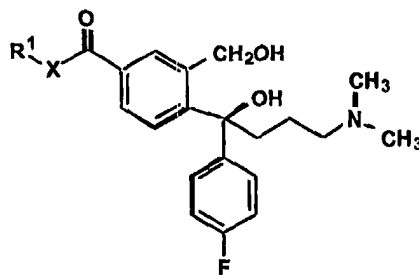
## INTERNATIONAL APPLICATION PUBLISHED UNDER THE PATENT COOPERATION TREATY (PCT)

<p>(51) International Patent Classification : <b>Not classified</b></p>	<p><b>A2</b></p>	<p>(11) International Publication Number: <b>WO 98/19513</b> (43) International Publication Date: 14 May 1998 (14.05.98)</p>
<p>(21) International Application Number: PCT/DK98/00081 (22) International Filing Date: 3 March 1998 (03.03.98) (30) Priority Data: 0826/97 8 July 1997 (08.07.97) DK 60/052,788 8 July 1997 (08.07.97) US (71) Applicant (for all designated States except US): H. LUNDBECK A/S [DK/DK]; Ottiliavej 9, DK-2500 Valby-Copenhagen (DK). (72) Inventor; and (75) Inventor/Applicant (for US only): PETERSEN, Hans [DK/DK]; Guldagervej 9, DK-2720 Vanløse (DK). (74) Agent: H. LUNDBECK A/S; Ottiliavej 9, DK-2500 Valby-Copenhagen (DK).</p>		<p>(81) Designated States: AL, AM, AT, AU, AZ, BA, BB, BG, BR, BY, CA, CH, CN, CU, CZ, DE, DK, EE, ES, FI, GB, GE, GH, GM, GW, HU, ID, IL, IS, JP, KE, KG, KP, KR, KZ, LC, LK, LR, LS, LT, LU, LV, MD, MG, MK, MN, MW, MX, NO, NZ, PL, PT, RO, RU, SD, SE, SG, SI, SK, SL, TJ, TM, TR, TT, UA, UG, US, UZ, VN, YU, ZW, ARIPO patent (GH, GM, KE, LS, MW, SD, SZ, UG, ZW), Eurasian patent (AM, AZ, BY, KG, KZ, MD, RU, TJ, TM), European patent (AT, BE, CH, DE, DK, ES, FI, FR, GB, GR, IE, IT, LU, MC, NL, PT, SE), OAPI patent (BF, BJ, CF, CG, CI, CM, GA, GN, ML, MR, NE, SN, TD, TG).</p> <p><b>Published</b> <i>Before the expiration of the time limit referred to in Article 21(2)(a) on the request of the applicant. Without international search report and to be republished upon receipt of that report. Without classification; title and abstract not checked by the International Searching Authority.</i></p>

(54) Title: METHOD FOR THE PREPARATION OF CITALOPRAM



(IV)



(V)

## (57) Abstract

A method for the preparation of citalopram comprising the steps of reacting a compound of Formula (IV) wherein R<sup>1</sup> is C<sub>1-6</sub> alkyl and X is O or NH, successively with a Grignard reagent of 4-halogen-fluorophenyl and a Grignard reagent of 3-halogen-N,N-dimethyl-propylamine, respectively, effecting ringclosure of the resulting compound of Formula (V) wherein R<sup>1</sup> and X are as defined above, and converting the resulting 1,3-dihydroisobenzofuran compound to the corresponding 5-cyano derivative, i.e. citalopram.

*FOR THE PURPOSES OF INFORMATION ONLY*

Codes used to identify States party to the PCT on the front pages of pamphlets publishing international applications under the PCT.

AL	Albania	ES	Spain	LS	Lesotho	SI	Slovenia
AM	Armenia	FI	Finland	LT	Lithuania	SK	Slovakia
AT	Austria	FR	France	LU	Luxembourg	SN	Senegal
AU	Australia	GA	Gabon	LV	Latvia	SZ	Swaziland
AZ	Azerbaijan	GB	United Kingdom	MC	Monaco	TD	Chad
BA	Bosnia and Herzegovina	GE	Georgia	MD	Republic of Moldova	TG	Togo
BB	Barbados	GH	Ghana	MG	Madagascar	TJ	Tajikistan
BE	Belgium	GN	Guinea	MK	The former Yugoslav Republic of Macedonia	TM	Turkmenistan
BF	Burkina Faso	GR	Greece	ML	Mali	TR	Turkey
BG	Bulgaria	HU	Hungary	MN	Mongolia	TT	Trinidad and Tobago
BJ	Benin	IE	Ireland	MR	Mauritania	UA	Ukraine
BR	Brazil	IL	Israel	MW	Malawi	UG	Uganda
BY	Belarus	IS	Iceland	MX	Mexico	US	United States of America
CA	Canada	IT	Italy	NE	Niger	UZ	Uzbekistan
CF	Central African Republic	JP	Japan	NL	Netherlands	VN	Viet Nam
CG	Congo	KE	Kenya	NO	Norway	YU	Yugoslavia
CH	Switzerland	KG	Kyrgyzstan	NZ	New Zealand	ZW	Zimbabwe
CI	Côte d'Ivoire	KP	Democratic People's Republic of Korea	PL	Poland		
CM	Cameroon	KR	Republic of Korea	PT	Portugal		
CN	China	KZ	Kazakstan	RO	Romania		
CU	Cuba	LC	Saint Lucia	RU	Russian Federation		
CZ	Czech Republic	LI	Liechtenstein	SD	Sudan		
DE	Germany	LK	Sri Lanka	SE	Sweden		
DK	Denmark	LR	Liberia	SG	Singapore		
EE	Estonia						

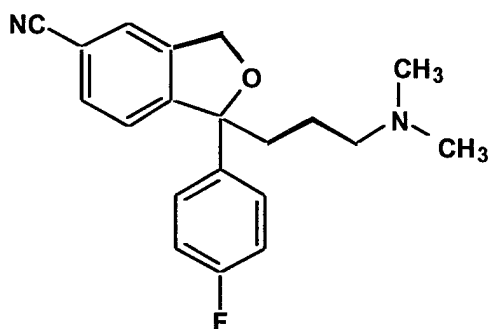
## Method for the Preparation of Citalopram

The present invention relates to a method for the preparation of the well known antidepressant drug citalopram, 1-[3-(dimethylamino)propyl]-1-(4-fluorophenyl)-1,3-dihydro-5-isobenzofurancarbonitrile and intermediates used in the method.

### Background of the Invention.

Citalopram is a well known antidepressant drug that has now been on the market for some years and has the following structure:

10



Formula I

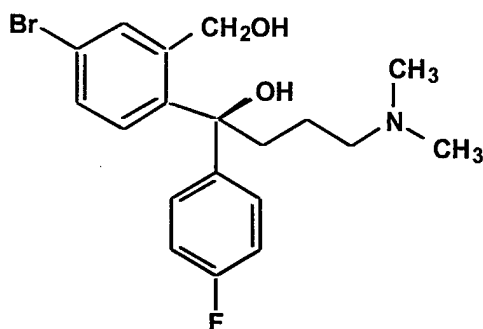
It is a selective, centrally active serotonin (5-hydroxytryptamine; 5-HT) reuptake inhibitor, accordingly having antidepressant activities. The antidepressant activity of the compound has been reported in several publications, eg. J. Hyttel, *Prog. Neuro-Psychopharmacol. & Biol. Psychiat.*, **1982**, 6, 277-295 and A. Gravem, *Acta Psychiatr. Scand.*, **1987**, 75, 478-486. The compound has further been disclosed to show effects in the treatment of dementia and cerebrovascular disorders, EP-A 474580.

20 Citalopram was first disclosed in DE 2,657,271 corresponding to US 4,136,193. This patent publication describes the preparation of citalopram and outlines a further method which may be used for preparing citalopram.

According to the process described, the corresponding 1-(4-fluorophenyl)-1,3-dihydro-5-isobenzofurancarbonitrile is reacted with 3-(N,N-dimethylamino)propyl-chloride in the presence of methylsulfonylmethide as condensing agent. The starting material was prepared from the corresponding 5-bromo derivative by reaction with cuprous cyanide.

According to the method, which is only outlined in general terms, citalopram may be obtained by ring closure of the compound:

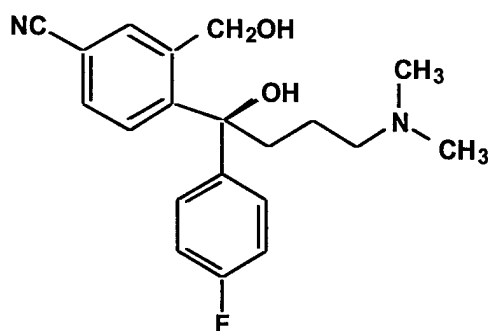
30



Formula II

in the presence of a dehydrating agent and subsequent exchange of the 5-bromo group with cuprous cyanide. The starting material of Formula II is obtained from 5-bromophthalide by two successive Grignard reactions, i.e. with 4-fluorophenyl magnesium chloride and N,N-dimethylaminopropyl magnesium chloride, respectively.

A new and surprising method and an intermediate for the preparation of citalopram is described in US Patent No 4,650,884 according to which an intermediate of the formula



Formula III

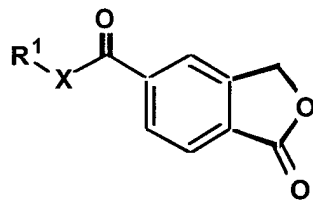
is subjected to a ring-closure reaction by dehydration with strong sulfuric acid in order to obtain citalopram. The intermediate of Formula III was prepared from 5-cyanophthalide by two successive Grignard reactions, i.e. with 4-fluorophenyl magnesium halogenide and N,N-dimethylaminopropyl magnesium halogenide, respectively.

Finally, methods of preparing the individual enantiomers of citalopram are disclosed in US Patent No 4,943,590 from which it also appears that the ring closure of the intermediate of Formula III may be carried out in basic conditions.

It has now surprisingly been found that citalopram may be manufactured by a favourable and safe procedure using convenient starting materials.

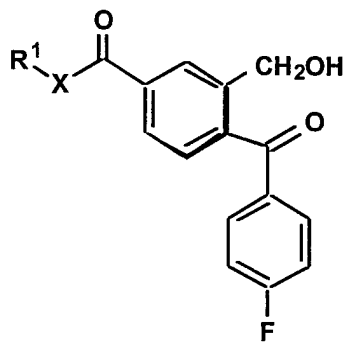
### Summary of the invention

Accordingly, the present invention relates to a novel method for the preparation of citalopram comprising the steps of reacting a compound of Formula IV



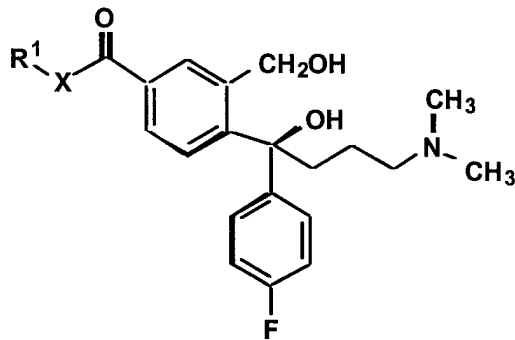
Formula IV

wherein R<sup>1</sup> is C<sub>1-6</sub> alkyl and X is O or NH, successively with a Grignard reagent of 4-  
5 halogen-fluorophenyl, thereby obtaining a compound of Formula IVa



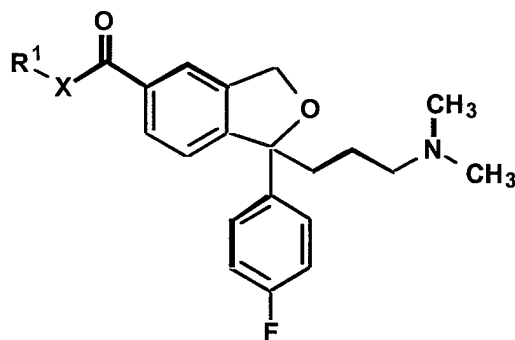
Formula IVa

wherein R<sup>1</sup> and X are as defined above, and a Grignard reagent of 3-halogen-N,N-dimethyl-  
10 propylamine, effecting ring closure of the resulting compound of Formula V



Formula V

wherein R<sup>1</sup> and X are as defined above, and converting the resulting compound of Formula  
15 VI



Formula VI

where R<sup>1</sup> and X are as defined above, to the corresponding 5-cyano derivative, i.e. citalopram, which is isolated as the base or a pharmaceutically acceptable salt thereof.

5

In another aspect the present invention provides the novel intermediates of Formulas **IVa** and **V**, respectively.

In a further aspect the present invention provides the novel intermediates of Formula **VI**.

10

In yet another aspect the present invention relates to an antidepressant pharmaceutical composition comprising citalopram manufactured by the process of the invention.

Throughout the specification and Claims, C<sub>1-6</sub> alkyl refers to a branched or unbranched alkyl group having from one to six carbon atoms inclusive, such as methyl, ethyl, 1-propyl, 2-propyl, 1-butyl, 2-butyl, 2-methyl-2-propyl, 2,2-dimethyl-1-ethyl and 2-methyl-1-propyl.

Grignard reagents of 4-halogen-fluorophenyl that may be used in the first step are the magnesium halogenides, such as the chloride, bromide or iodide. Preferably the magnesium bromide is used. Grignard reagents of 3-halogen-N,N-dimethylpropylamine that may be used are the magnesium halogenides, such as the chloride, bromide or iodide, preferably the magnesium bromide. The intermediate of Formula **IVa** may or may not be isolated. Preferably the two reactions are performed successively without isolation of the intermediate.

25

The ring-closure of the compound of Formula **V** is effected by an acid or via a labile ester with a base. Acidic ring closure is performed by an inorganic acid, such as a sulfuric or phosphoric acid, or an organic acid, such as methanesulfonyl, p-toluenesulfonyl or trifluoroacetic acid. The basic ringclosure is performed via a labile ester, such as the methane sulfonyl, p-toluene sulfonyl, 10-camphorsulfonyl, trifluoroacetyl or trifluoromethanesulfonyl ester with addition of a base, such as triethyl amine, dimethylaniline, pyridine, etc. The reaction is performed in an inert solvent, preferably with

30

cooling, in particular about 0 °C and is preferably carried out by a one-pot procedure, i.e. with esterification and simultaneous addition of the base.

When X is O, the conversion of the group R<sup>1</sup>-X-CO- to cyano is preferably performed via the corresponding amide group which is then converted to the cyano group in the same way as compounds of Formula VI wherein X is NH.

The reaction of R<sup>1</sup>-X-CO- (X=O) to amide is carried out by hydrolysis with an acid or a base and subsequent conversion to acid chloride and amidation by reaction with ammonia or an alkylamine, preferably t-butyl amine. Acid hydrolysis may be performed by use of any suitable acid, such as HBr, HCl, HBr/acetic acid. Basic hydrolysis may be performed with any suitable base, such as K<sub>2</sub>CO<sub>3</sub>, NaOH, KOH, etc. The conversion to amide may also be obtained by reaction of the ester (X=O) with ammonia or an alkylamine under pressure and heating.

The amide is converted to the cyano group by conventional nitril synthesis. So, the resulting amide or the amide of Formula V wherein X is NH is preferably converted to the cyano compound, i.e. citalopram, by reaction with a dehydrating agent, most preferably thionyl chloride, phosphor pentachloride, etc.

Alternatively, an ester, i.e. a compound of Formula VI wherein X is O may be hydrolysed and then reacted with chlorosulfonyl isocyanate in order to form the nitrile.

The process of the invention may be carried out with or without isolation of the intermediates.

The process of the invention may also be used to prepare the active (S)-enantiomer of citalopram. In that case, the compound of formula V is separated into the optically active enantiomers by a procedure analogous to the one described in US Patent No 4,943,590 thereby obtaining the (S)-enantiomer of the compound of formula V which is used in the ring closure reaction in step c). Accordingly, the individual enantiomers of the intermediates of formulas V and VI, respectively, are embraced by the formulas.

Other reaction conditions, solvents, etc. are conventional conditions for such reactions and may easily be determined by a person skilled in the art.

The starting materials of formula IV are commercially available or may be prepared from 5-carboxyphtalide by reaction with thionyl chloride and then C<sub>1-6</sub> alkanol or C<sub>1-6</sub> alkylamine.

5-carboxyphtalide is commercially available and may be prepared by well known procedures (Tirouflet, J.; Bull.Soc.Sci. Bretagne 26, 1959,35).

In one embodiment of the invention X is O and R<sup>1</sup> is ethyl, propyl, or butyl, preferably ethyl,  
5 2-propyl or t-butyl.

In another embodiment of the invention X is NH and R<sup>1</sup> is ethyl, propyl, or butyl, preferably ethyl, 2-propyl or t-butyl, most preferably t-butyl.

10 The compound of general Formula I may be used as the free base or as a pharmacologically acceptable acid addition salt thereof. As acid addition salts such salts formed with organic or inorganic acids may be used. Exemplary of such organic salts are those with maleic, fumaric, benzoic, ascorbic, succinic, oxalic, bis-methylenesalicylic, methanesulfonic, ethanedisulfonic, acetic, propionic, tartaric, salicylic, citric, gluconic, lactic, malic,  
15 mandelic, cinnamic, citraconic, aspartic, stearic, palmitic, itaconic, glycolic, p-amino-benzoic, glutamic, benzene sulfonic and theophylline acetic acids, as well as the 8-halotheophyllines, for example 8-bromotheophylline. Exemplary of such inorganic salts are those with hydrochloric, hydrobromic, sulfuric, sulfamic, phosphoric and nitric acids.

20 The acid addition salts of the compounds may be prepared by methods known in the art. The base is reacted with either the calculated amount of acid in a water miscible solvent, such as acetone or ethanol, with subsequent isolation of the salt by concentration and cooling, or with an excess of the acid in a water immiscible solvent, such as ethylether, ethylacetate or dichloromethane, with the salt separating spontaneously.

25 The pharmaceutical compositions of the invention may be administered in any suitable way and in any suitable form, for example orally in the form of tablets, capsules, powders or syrups, or parenterally in the form of usual sterile solutions for injection.

30 The pharmaceutical formulations of the invention may be prepared by conventional methods in the art. For example, tablets may be prepared by mixing the active ingredient with ordinary adjuvants and/or diluents and subsequently compressing the mixture in a conventional tableting machine. Examples of adjuvants or diluents comprise: Corn starch, potato starch, talcum, magnesium stearate, gelatine, lactose, gums, and the like. Any other  
35 adjuvant or additive colourings, aroma, preservatives etc. may be used provided that they are compatible with the active ingredients.



Solutions for injections may be prepared by solving the active ingredient and possible additives in a part of the solvent for injection, preferably sterile water, adjusting the solution to the desired volume, sterilisation of the solution and filling in suitable ampoules or vials. Any suitable additive conventionally used in the art may be added, such as tonicity agents, preservatives, antioxidants, etc.

## Examples

### Example 1

#### 10 5-*tert.* Butoxycarbonylphthalid.

5-Carboxyphthalid (100 g, 0.56 mole) is suspended in pyridine (1200 mL). p-toluene-sulfonyl chloride (211 g, 1.12 mole) is added and the mixture is stirred for 30 minutes at room temperature. Tert. Butanol (54 g, 0.73 mole) is added and the reaction mixture is left at room temperature with efficient stirring for 3 days. The clear solution is poured into ice water and the precipitated crystals are filtered off. The product is recrystallized from 2-propanol (500 mL). Yield: 123 g, 94%. DSC onset: 151.5 °C.

### Example 2

#### 5-(2-Propyloxycarbonyl)phthalid.

20 Method A): 5-Carboxyphthalid (36 g, 0.2 mole) is suspended in thionylchloride (100 mL). DMF (1.5 mL) is added and the mixture is refluxed for 1 hour. Toluene (200 mL) is added and the solvents are evaporated off in vacuo. 2-Propanol (200 mL) is added and the mixture is refluxed for 30 minutes. After cooling to 0 °C the crystals are filtered off and washed with cold 2-propanol (50 mL). Yield: 38 g, 87%. DSC onset: 144 °C.

25

Method B): 5-Ethoxycarbonylphthalid (52 g, 0.25 mole) is suspended in 2-propanol (1000 mL). Ti(iPrO)<sub>4</sub> (38 g, 0.14 mole) is added and the mixture is refluxed for 3 hours. The reaction mixture is cooled to 0 °C and the crystals are filtered off and washed with cold 2-propanol (70 mL). Yield: 47 g, 85%. DSC onset 144 °C.

30

### Example 3

#### 5-*tert.* Butylcarbonylphthalid.

5-Carboxyphthalid (36 g, 0.2 mole) is suspended in thionylchloride (100 mL). DMF (1.5 mL) is added and the mixture is refluxed for 1 hour. Toluene (200 mL) is added and the solvents are evaporated in vacuo. The residue is dissolved in THF (200 mL) and added to a solution of tert. butylamine (31 g, 0.42 mole) in THF (200 mL) at 5 °C. The mixture is allowed to warm to room temperature and stirred overnight. The reaction is then poured into

35

ice water (400 mL) and the precipitated crystals are filtered off. The crystals are washed with water (100 mL). Yield: 41 g, 87%. DSC onset: 189.5 °C.

#### Example 4

5 *Tert.-butyl 1-(3-dimethylaminopropyl)-1-(4-fluorophenyl)-1,3-dihydroisobenzofuran-5-carboxylate, oxalate.*

A solution of 4-fluorophenylmagnesium bromide, prepared from 4-fluorobromobenzene (31.5 g, 0.18 mole) and magnesium turnings (5.1 g, 0.21 mole) in dry THF (150 mL), is added dropwise to a suspension of 5-tert.butoxycarbonylphthalid (35.1 g, 0.15 mole) in dry  
10 THF (150 mL). The temperature is kept below 5 °C. After the addition is complete, the reaction mixture is stirred for 3 hours at room temperature.

A second Grignard solution prepared from 3-dimethylaminopropyl chloride (21.9 g, 0.18 mole) and magnesium turnings (5.1 g, 0.21 mole) in dry THF (150 mL) is added to the reaction mixture. The temperature is kept below 10 °C during the addition. The reaction is  
15 left overnight at room temperature with stirring.

The reaction mixture is poured into ice water (300 mL) and a saturated solution of ammonium chloride (100 mL). THF is evaporated in vacuo. Ethyl acetate (300 mL) is added and the organic phase is separated and washed with water (2 × 100 mL) and brine (50 mL). The organic phase is extracted with 2 M HCl (2 × 100 mL). To the aqueous phase is added  
20 4 M NaOH (100 mL) to give a final pH of 9 or higher. The water layer is extracted with ethyl acetate (400 mL) and the organic phase is washed with water (100 mL), brine (50 mL) and dried with MgSO<sub>4</sub> (20 g).

To the organic phase is added triethylamine (45.5 g, 0.45 mole) and the solution is cooled to 5 °C. Methanesulfonyl chloride (19.5 g, 0.17 mole) in ethyl acetate (100 mL) is added  
25 dropwise and after addition the reaction mixture is left for one hour with stirring. The reaction mixture is washed with 0.1 M NaOH (2 × 100 mL) and the organic phase is dried (MgSO<sub>4</sub>, 10 g) and the solvent is evaporated in vacuo. The thus obtained material (15 grams of the title compound as its free base) is dissolved in acetone (120 mL) and treated with anhydrous oxalic acid (13.5 g, 0.15 mole) dissolved in acetone (120 mL). The mixture is left  
30 at room temperature overnight and the precipitated oxalate is filtered off. Yield: 34 g, 43%. DSC onset 172 °C. <sup>1</sup>H NMR (DMSO-d<sub>6</sub>, 500 MHz): 1.43 (1H, m), 1.47-1.57 (10 H, s+m), 2.21 (2H, t, J=10 Hz), 2.63 (6H, s), 2.97 (2H, t, J=10 Hz), 5.14 (1H, d, J=12.5 Hz), 5.22 (1H, d, J=12.5 Hz), 7.16 (2H, t, J=8.5 Hz), 7.56 (2H, dt, J=1.2 Hz J=8.5 Hz), 7.60 (1H, d, J=8.5 Hz), 7.82 (1H, s), 8.86 (1H, d, J=8.5 Hz).

35 Anal. calcd. for C<sub>26</sub>H<sub>32</sub>N<sub>1</sub>F<sub>1</sub>O<sub>7</sub>; C, 63.78; H, 6.60; N, 2.86. Found C, 63.95; H, 6.51; N, 3.14.

In a similar way the following compounds were prepared from 5-(2-Propyloxycarbonyl)-phthalid and from 5-(ethoxycarbonyl)phthalid, respectively:

*2-Propyl 1-(3-dimethylaminopropyl)-1-(4-fluorophenyl)-1,3-dihydroisobenzofuran-5-carboxylate, oxalate.*

Yield 20 g, (42%) from acetone. DSC onset: 79 °C. <sup>1</sup>H NMR (DMSO-d<sub>6</sub>, 250 MHz): 1.40  
5 (6H, d, J=6.5 Hz), 1.40-1.60 (2 H, m), 2.20 (2H, t, J=10 Hz), 2.63 (6H, s), 2.98 (2H, t, J=10 Hz), 5.12 (1H, heptet, J=6.5 Hz), 5.15 (1H, d, J=12.5 Hz), 5.24 (1H, d, J=12.5 Hz), 7.18 (2H, t, J=8.5 Hz), 7.57 (2H, dt, J=1.2 Hz J=8.5 Hz), 7.63 (1H, d, J=8.5 Hz), 7.88 (1H, s), 8.90 (1H, d, J=8.5 Hz).

Anal. calcd. for C<sub>23</sub>H<sub>28</sub>N<sub>1</sub>F<sub>1</sub>O<sub>3</sub> · 1.1(COOH)<sub>2</sub>; C, 62.41; H, 6.27; N, 2.90. Found C, 62.41; H,  
10 6.34; N, 3.21.

*Ethyl 1-(3-dimethylaminopropyl)-1-(4-fluorophenyl)-1,3-dihydroisobenzofuran-5-carboxylate, oxalate.*

Yield 14.1 g, (30%) from acetone. DSC onset: 148 °C. <sup>1</sup>H NMR (DMSO-d<sub>6</sub>, 500 MHz): 1.31  
15 (3H, t, J=7.5 Hz), 1.44 (1H, m), 1.55 (1H, m), 2.22 (2H, t, J=10 Hz), 2.64 (6H, s), 3.00 (2H, t, J=10 Hz), 4.39 (2H, q, J=7.5 Hz), 5.15 (1H, d, J=12.5 Hz), 5.23 (1H, d, J=12.5 Hz), 7.15 (2H, t, J=8.5 Hz), 7.58 (2H, dt, J=1.2 Hz J=8.5 Hz), 7.65 (1H, d, J=8.5 Hz), 7.89 (1H, s), 8.92 (1H, d, J=8.5 Hz).

Anal. calcd. for C<sub>26</sub>H<sub>32</sub>N<sub>1</sub>F<sub>1</sub>O<sub>7</sub> · 1.5 H<sub>2</sub>O; C, 59.00; H, 6.40; N, 2.86. Found C, 58.99; H,  
20 5.93; N, 2.92.

#### *Example 5*

*5-(tert-Butylcarbonyl)-1-(3-dimethylaminopropyl)-1-(4-fluorophenyl)-1,3-dihydroisobenzofuran, oxalate.*

25 A solution of 4-fluorophenylmagnesium bromide, prepared from 4-fluorobromobenzene (42 g, 0.24 mole) and magnesium turnings (7 g, 0.29 mole) in dry THF (120 mL), is added dropwise to a suspension of 5-tert-butylcarbonylphthalid (23.3 g, 0.1 mole) in dry THF (120 mL). The temperature is kept below 5 °C. After the addition is complete, the reaction mixture is stirred for 3 hours at room temperature.

30 A second Grignard solution prepared from 3-dimethylaminopropyl chloride (14.6 g, 0.12 mole) and magnesium turnings (3.4 g, 0.14 mole) in dry THF (100 mL) is added to the reaction mixture. The temperature is kept below 10 °C during the addition. The reaction is left overnight at room temperature with stirring.

The reaction mixture is poured into ice water (250 mL) and a saturated solution of  
35 ammonium chloride (100 mL). THF is evaporated off in vacuo. Ethyl acetate (300 mL) is added and the organic phase is separated and washed with water (2 × 100 mL) and brine (50 mL). The organic phase is extracted with 2 M HCl (2 × 100 mL). To the aqueous phase is added 4 M NaOH (100 mL) to give a final pH of 9 or higher. The water layer is extracted

with ethyl acetate (400 mL) and the organic phase is washed with water (100 mL), brine (50 mL) and dried with MgSO<sub>4</sub> (20 g).

To the organic phase is added triethylamine (45.5 g, 0.45 mole) and the solution is cooled to 5 °C. Methanesulfonyl chloride (19.5 g, 0.17 mole) in ethyl acetate (100 mL) is added  
5 dropwise and after addition the reaction mixture is left for one hour with stirring. The reaction mixture is washed with 0.1 M NaOH (2 × 100 mL) and the organic phase is dried (MgSO<sub>4</sub>, 10 g) and the solvent is evaporated in vacuo. The thus obtained material (15 grams of the title compound as its free base) is dissolved in acetone (100 mL) and treated with anhydrous oxalic acid (10 g, 0.11 mole) dissolved in acetone (100 mL). The mixture is left  
10 at room temperature with stirring for 3 days and the precipitated oxalate is filtered off. Yield: 7 g, 14%. DSC onset: 167 °C. <sup>1</sup>H NMR (DMSO-d<sub>6</sub>, 500 MHz): 1.35 (9H, s), 1.37-1.58 (2 H, m+m), 2.21 (2H, t, J=10 Hz), 2.61 (6H, s), 2.96 (2H, t, J=10 Hz), 5.12 (1H, d, J=12.5 Hz), 5.20 (1H, d, J=12.5 Hz), 7.15 (2H, t, J=8.5 Hz), 7.52 (1H, d, J=8.5 Hz), 7.57 (2H, dt, J=1.3 Hz J=8.5 Hz), 7.67-7.75 (3H, s+br s+d, J=8.5 Hz).  
15 Anal. calcd. for C<sub>26</sub>H<sub>32</sub>N<sub>1</sub>F<sub>1</sub>O<sub>7</sub>; C, 63.91: H, 6.82: N, 5.73. Found C, 63.53: H, 6.82: N, 5.81.

#### Example 6

*1-(3-Dimethylaminopropyl)-1-(4-fluorophenyl)-1,3-dihydroisobenzofuran-5-carbonitrile, oxalate.*

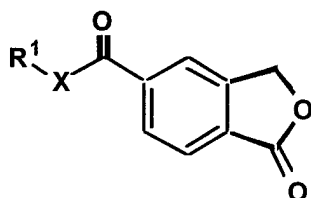
20 Method A): tert. Butyl 1-(3-dimethylaminopropyl)-1-(4-fluorophenyl)-1,3-dihydroisobenzofuran-5-carboxylate, oxalate (20 g, 0.048 mole) is dissolved in acetic acid (100 mL). HBr (20 mL, 33% in AcOH) is added and left with stirring for 10 min. The solvents are removed in vacuo and the residue is coevaporated with toluene (100 mL). The residue is dissolved in toluene (80 mL) and thionylchloride (80 mL). DMF (1 mL) is added and the mixture is  
25 refluxed for 1 hour. The solvents are removed in vacuo and the residue is dissolved in ethyl acetate (100 mL). NH<sub>4</sub>OH (100 mL, 25% in water) and ice (100 g) is mixed and added and left with good stirring for 30 minutes. The organic phase is washed with water (50 mL) and brine (20 mL) and dried with MgSO<sub>4</sub> (10 g). The solvents are removed in vacuo and the residue is dissolved in thionylchloride (40 mL) and refluxed for 2 hours. Toluene (100 mL)  
30 is added and the solvents are removed in vacuo. Toluene (100 mL) is added and the organic phase is washed with 2 N NaOH (100 mL) and water (50 mL). The solvents are removed in vacuo. The thus obtained product is purified by flash chromatography which affords the title compound as the free base as an oil.

The oxalic acid salt is crystallized from acetone. Yield: 9.0 g (43%). DSC onset 156°C. <sup>1</sup>H  
35 NMR (DMSO-d<sub>6</sub>, 500 MHz): 1.40 (1H, m), 1.50 (1 H, m), 2.21 (2H, t, J=10 Hz), 2.61 (6H, s), 2.95 (2H, t, J=10 Hz), 5.15 (1H, d, J=12.5 Hz), 5.22 (1H, d, J=12.5 Hz), 7.17 (2H, t, J=8.5 Hz), 7.58 (2H, dt, J=1.2 Hz J=8.5 Hz), 7.63 (1H, d, J=8.5 Hz), 7.80 (1H, d, J=8.5 Hz), 8.82 (1H, s).

Anal. calcd. for  $C_{22}H_{23}N_2F_1O_5$ ; C, 63.75: H, 5.60: N, 6.76. Found C, 63.12: H, 6.59: N, 6.66.  
Method B): 5-(tert. Butylcarbonyl)-1-(3-dimethylaminopropyl)-1-(4-fluorophenyl)-1,3-dihydroisobenzofuran, oxalate (1 g, 0.002 mole) is dissolved in thionylchloride (10 mL) and the mixture is refluxed for 2 hours. Toluene (10 mL) is added and the solvents are removed  
5 in vacuo. The residue is dissolved in ethyl acetate (15 mL).  $NH_4OH$  (5 mL, 25% in water) and ice (5 g) is mixed and added and the phases are separated. The organic phase is washed with water (10 mL) and dried with  $MgSO_4$ . After the solvent is removed in vacuo the title compound is crystallised from acetone. Yield 0.66 g, 78%. DSC onset: 156 °C.

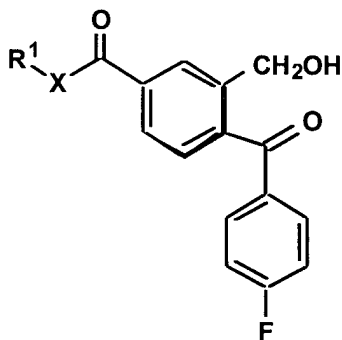
## CLAIMS

1. A method for the preparation of citalopram comprising the steps of reacting a  
5 compound of Formula IV



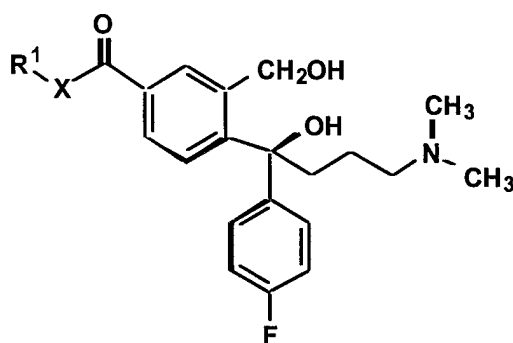
Formula IV

- wherein R<sup>1</sup> is C<sub>1-6</sub> alkyl and X is O or NH, successively with a Grignard reagent of 4-  
10 halogen-fluorophenyl, thereby obtaining a compound of Formula IVa



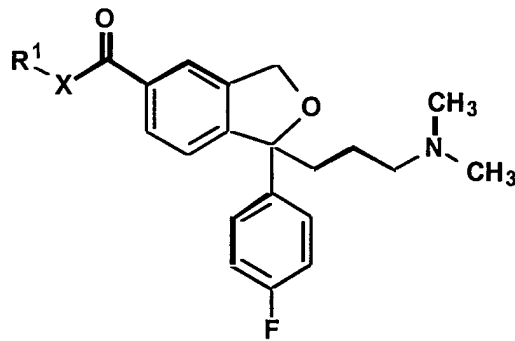
Formula IVa

- wherein R<sup>1</sup> and X are as defined above,  
15 and a Grignard reagent of 3-halogen-N,N-dimethyl-propylamine, effecting ring closure of  
the resulting compound of Formula V



Formula V

- 20 wherein R<sup>1</sup> and X are as defined above, and converting the resulting compound of Formula  
VI



Formula VI

where R<sup>1</sup> and X are as defined above, to the corresponding 5-cyano derivative, i.e. citalopram, which is isolated as the base or a pharmaceutically acceptable salt thereof.

5

2. The method of Claim 1 wherein X is O.

3. The method of Claim 1 wherein X is NH.

10 4. The method of Claim 2 or 3 wherein R<sup>1</sup> is ethyl, propyl, or butyl, preferably ethyl, 2-propyl or t-butyl, most preferably t-butyl.

5. The method of Claim 1-4 wherein the Grignard reagent used is a magnesium halogenide, preferably the chloride, bromide or iodide.

15

6. The method of Claim 5 wherein the Grignard reagent used in the first step is the magnesium bromide salt.

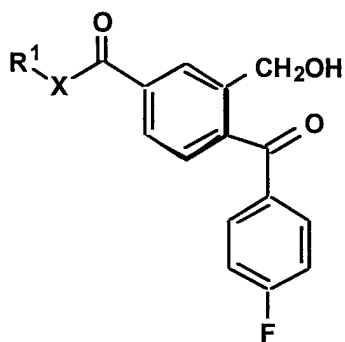
7. The method of Claim 5 wherein the Grignard reagent used in the second step is the  
20 magnesium chloride.

8. The method of any of Claims 1-6 wherein the ring-closure of the compound of Formula V is effected by acidic ring closure performed by an inorganic acid, such as a sulfuric or phosphoric acid, or an organic acid, such as methylsulfonic, p-toluenesulfonic or  
25 trifluoroacetic acid.

9. The method of any of Claims 1-6 wherein the ring-closure of the compound of Formula V is performed by a basic ringclosure via a labile ester preferably with simultaneous esterification and addition of base.

30

10. The method of Claim 8 wherein the labile ester is the methane sulfonyl, p-toluene sulfonyl, 10-camphorsulfonyl, trifluoroacetyl or trifluoromethanesulfonyl ester and the base is triethyl amine, dimethylaniline or pyridine.
- 5 11. The method of Claim 2 wherein X is O and the conversion of the group R<sup>1</sup>-X-CO- to cyano is performed via the corresponding amide group.
12. The method of Claim 10 wherein the reaction of R<sup>1</sup>-X-CO- to amide is carried out by hydrolysis with an acid or a base, subsequent conversion to acid chloride and amidation by  
10 reaction with ammonia or an alkylamine, preferably t-butyl amine.
13. The method of Claim 11 wherein the hydrolysis is performed by use of a suitable acid, such as HBr, HCl, HBr/acetic acid.
- 15 14. The method of Claim 11 wherein the hydrolysis is performed by use of a suitable base, preferably K<sub>2</sub>CO<sub>3</sub>, NaOH or KOH.
15. The method of Claim 8 wherein the reaction of R<sup>1</sup>-X-CO- to amide is carried out by reaction of the ester with ammonia or an alkylamine under pressure and heating.
- 20 16. The method of any of Claims 9 - 14 wherein amide is converted to the cyano group by reaction with a dehydrating agent, preferably thionyl chloride or phosphor pentachloride.
17. A process of any of Claims 1 - 15 **characterised in** that before it is used in the ring  
25 closure reaction, the compound of formula V is separated into the optically active enantiomers thereby obtaining the (S)-enantiomer.
18. An intermediate for preparation of citalopram having Formula IVa



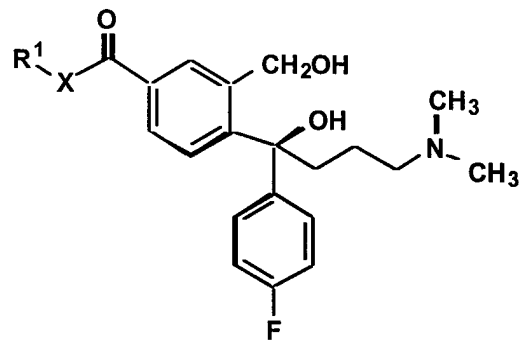
Formula IVa

30

wherein R<sup>1</sup> is C<sub>1-6</sub> alkyl and X is O or NH.



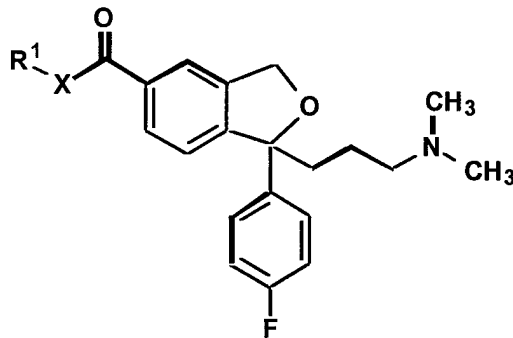
19. An intermediate for preparation of citalopram having Formula V



Formula V

5 wherein R<sup>1</sup> is C<sub>1-6</sub> alkyl and X is O or NH.

20. An intermediate for preparation of citalopram having Formula VI



Formula VI

10

wherein R<sup>1</sup> is C<sub>1-6</sub> alkyl and X is O or NH.

21. An antidepressant pharmaceutical composition comprising citalopram manufactured by the process of any of Claims 1 - 16.