



US00D664564S

(12) **United States Design Patent**
Gillett et al.

(10) **Patent No.:** **US D664,564 S**

(45) **Date of Patent:** **** Jul. 31, 2012**

(54) **MUSIC DEVICE**

(75) Inventors: **Sharon A. Gillett**, Reinholds, PA (US);
Wuxing Xu, Taipei (TW)

(73) Assignee: **China Wonderland Nurserygoods Co., Ltd.**, Dongguan, Guangdong (CN)

(**) Term: **14 Years**

(21) Appl. No.: **29/399,861**

(22) Filed: **Aug. 19, 2011**

(51) **LOC (9) Cl.** **14-03**

(52) **U.S. Cl.** **D14/496; D14/203.3**

(58) **Field of Classification Search** D14/496,
D14/401, 435, 474, 483, 217, 137, 138, 160,
D14/168, 356, 203.1–203.8, 507; 345/156,
345/169, 173–179, 905; 715/727–729, 864;
710/1, 5, 8; 713/1, 600; 455/1.1, 1.7, 73,
455/344–347, 93, 95, 3.01–3.06, 550.1, 573.1;
370/342–344; 369/1, 2, 6–12; 463/43–47;
273/148 B

See application file for complete search history.

(56) **References Cited**

U.S. PATENT DOCUMENTS

D461,469	S	*	8/2002	Wang et al.	D14/497
6,897,368	B2	*	5/2005	Georges	84/609
7,209,648	B2	*	4/2007	Barber et al.	386/243
7,395,090	B2	*	7/2008	Alden	455/557
D599,821	S	*	9/2009	Tang	D14/496
D604,744	S	*	11/2009	Tseng et al.	D14/496
D606,096	S	*	12/2009	Bui	D14/496
D608,794	S	*	1/2010	Xiao et al.	D14/496
7,647,129	B1	*	1/2010	Griffin, Jr.	700/94
D609,718	S	*	2/2010	Chang et al.	D14/496

D616,416 S * 5/2010 Lin D14/189
D625,737 S * 10/2010 van Alphen et al. D14/496
D638,031 S * 5/2011 Lee et al. D14/496

* cited by examiner

Primary Examiner — Prabhakar Deshmukh

(74) *Attorney, Agent, or Firm* — Bacon & Thomas, PLLC

(57) **CLAIM**

The ornamental design for a music device, as shown.

DESCRIPTION

FIG. 1 is a perspective view of a music device according to the new design;

FIG. 2 is another perspective view of the music device of FIG. 1;

FIG. 3 is a front view of the music device of FIG. 1;

FIG. 4 is a rear view of the music device of FIG. 1;

FIG. 5 is a top view of the music device of FIG. 1;

FIG. 6 is a bottom view of the music device of FIG. 1;

FIG. 7 is a left side view of the music device of FIG. 1;

FIG. 8 is a right side view of the music device of FIG. 1;

FIG. 9 is a perspective view of another music device according to the new design;

FIG. 10 is another perspective view of the music device of FIG. 9;

FIG. 11 is a front view of the music device of FIG. 9;

FIG. 12 is a rear view of the music device of FIG. 9;

FIG. 13 is a top view of the music device of FIG. 9;

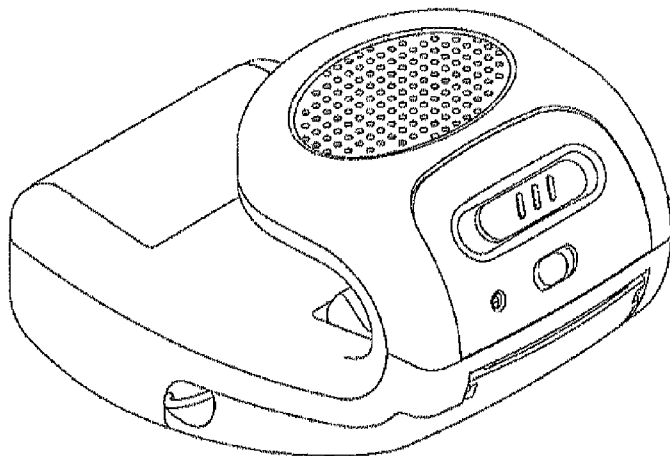
FIG. 14 is a bottom view of the music device of FIG. 9;

FIG. 15 is a left side view of the music device of FIG. 9; and,

FIG. 16 is a right side view of the music device of FIG. 9.

The new design provides a music device to be removably held on children's strollers, beds, car-seats or other children's goods.

1 Claim, 7 Drawing Sheets



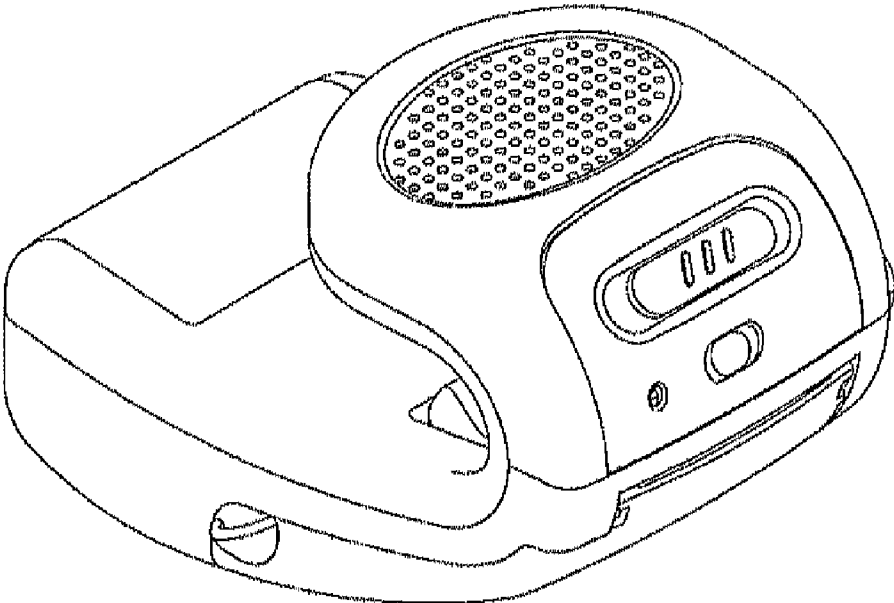


FIG. 1

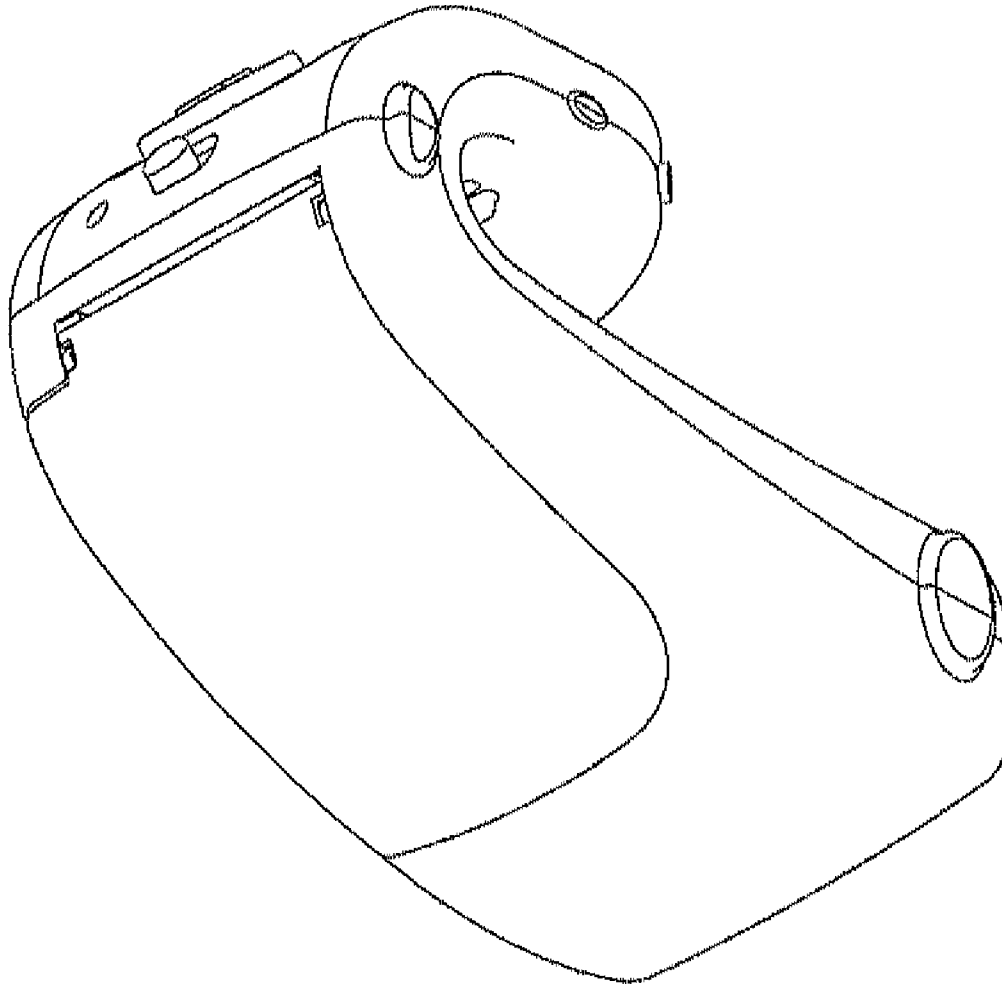


FIG. 2

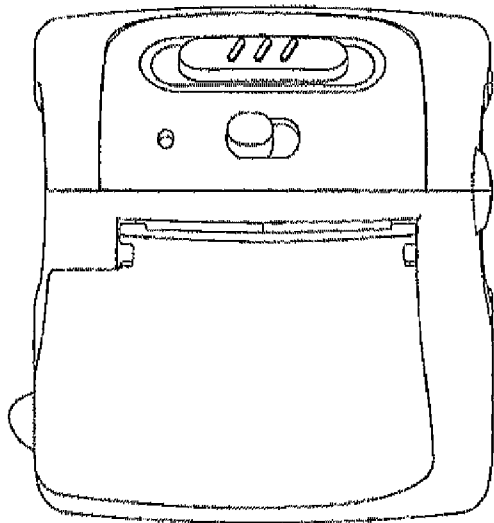


FIG. 3

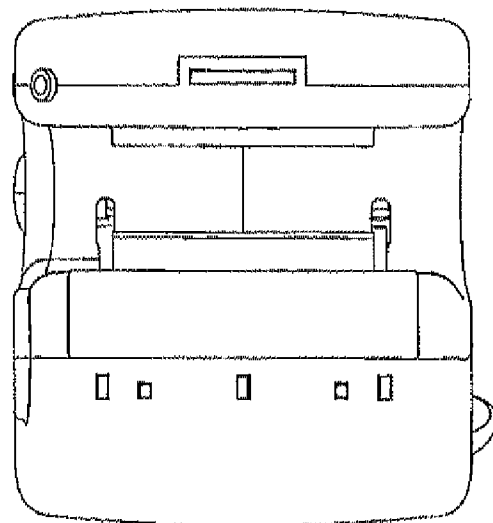


FIG. 4

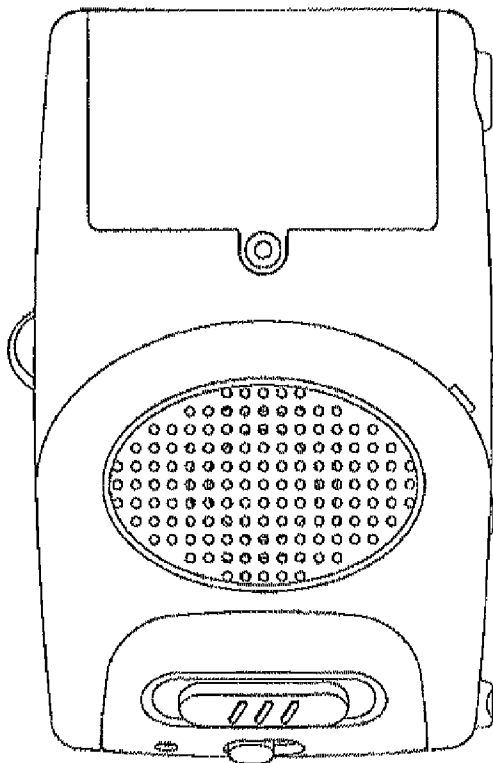


FIG. 5

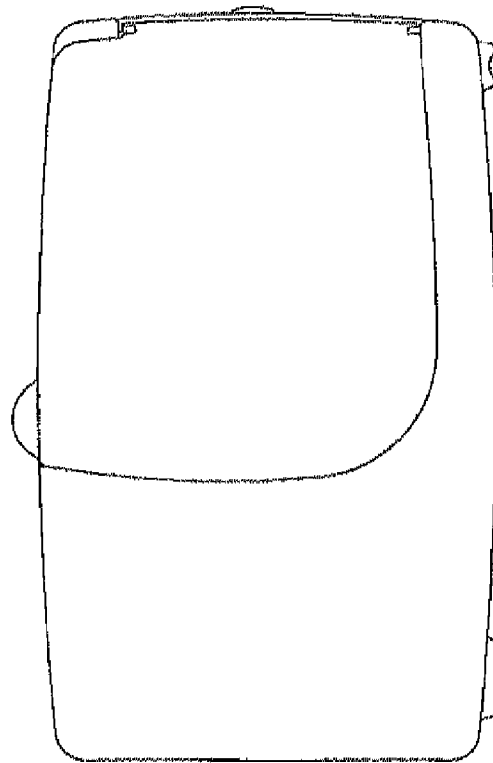


FIG. 6

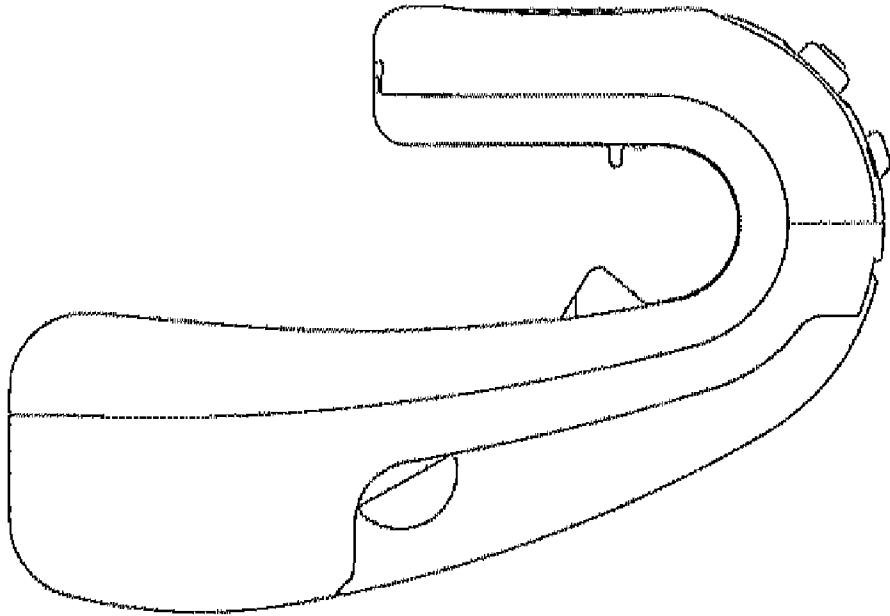


FIG. 7

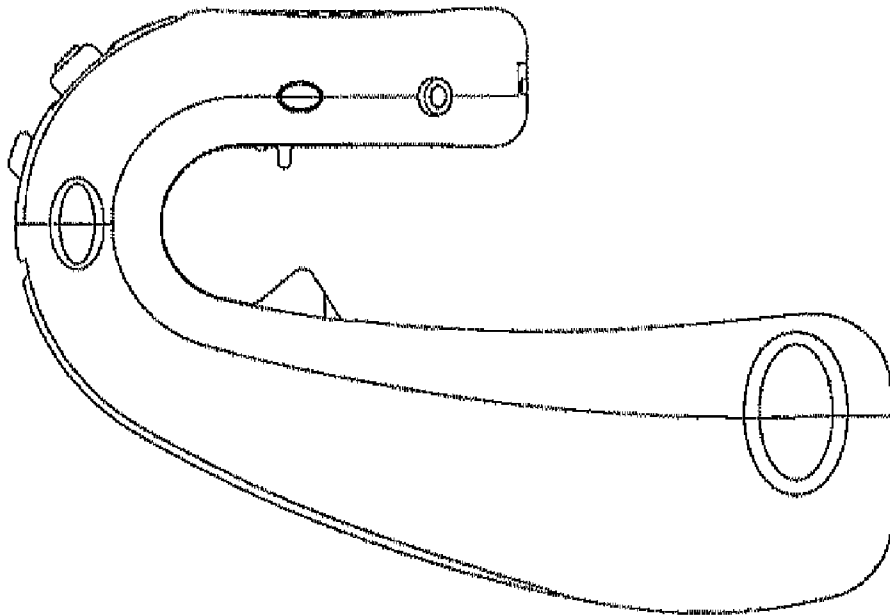


FIG. 8

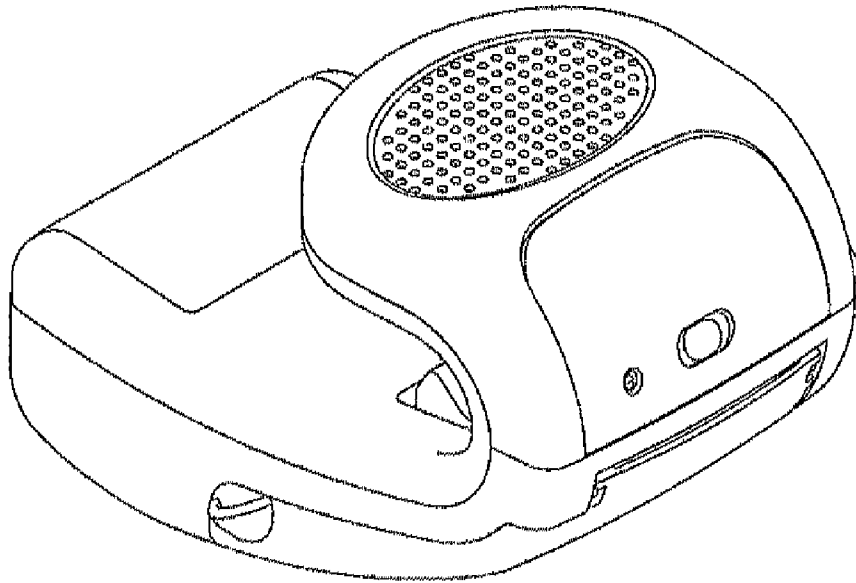


FIG. 9

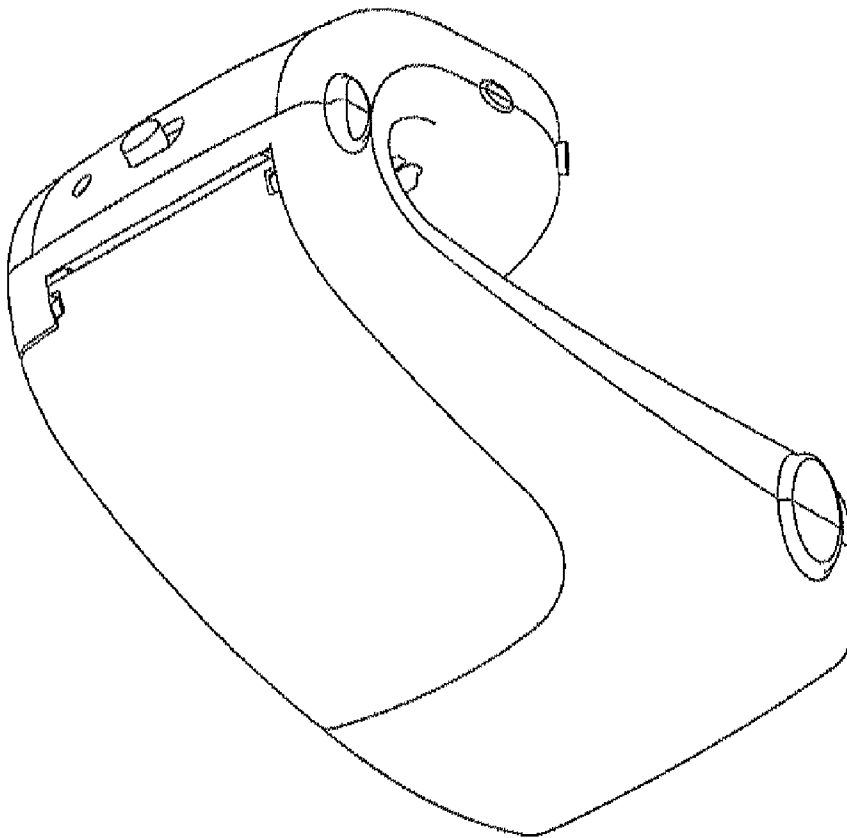


FIG. 10

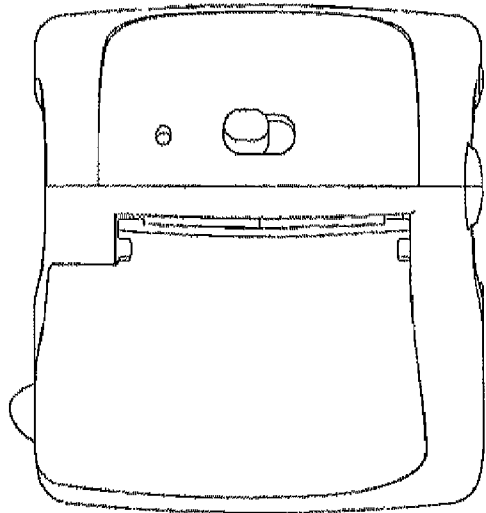


FIG. 11

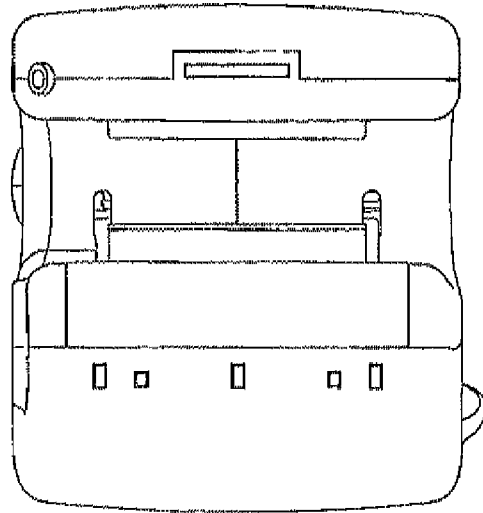


FIG. 12

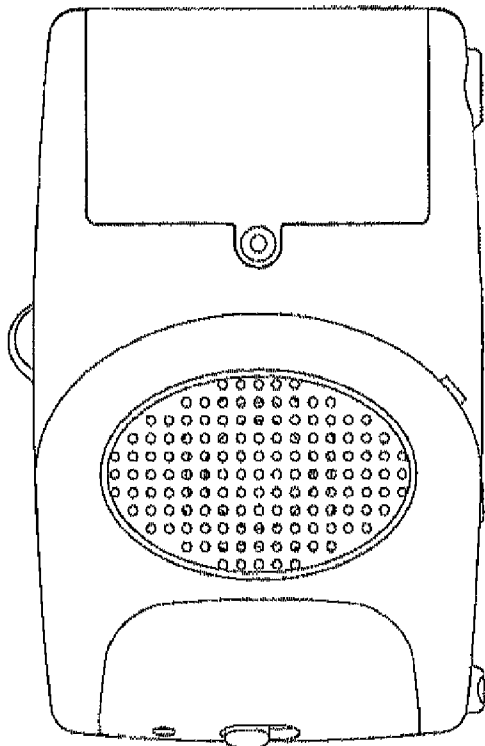


FIG. 13

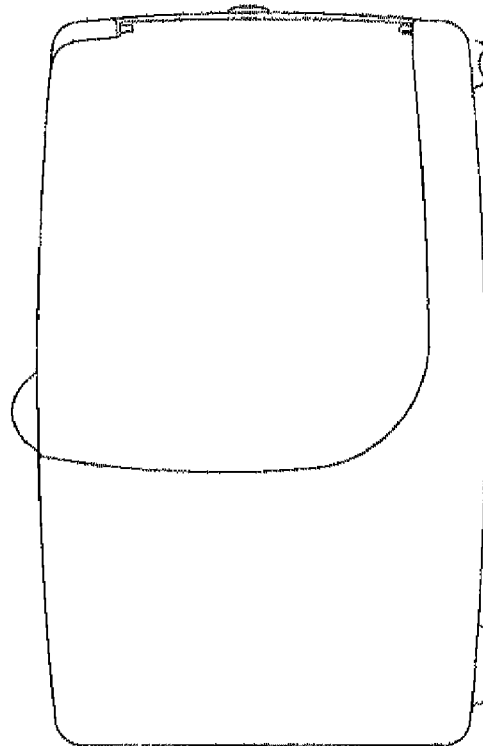


FIG. 14

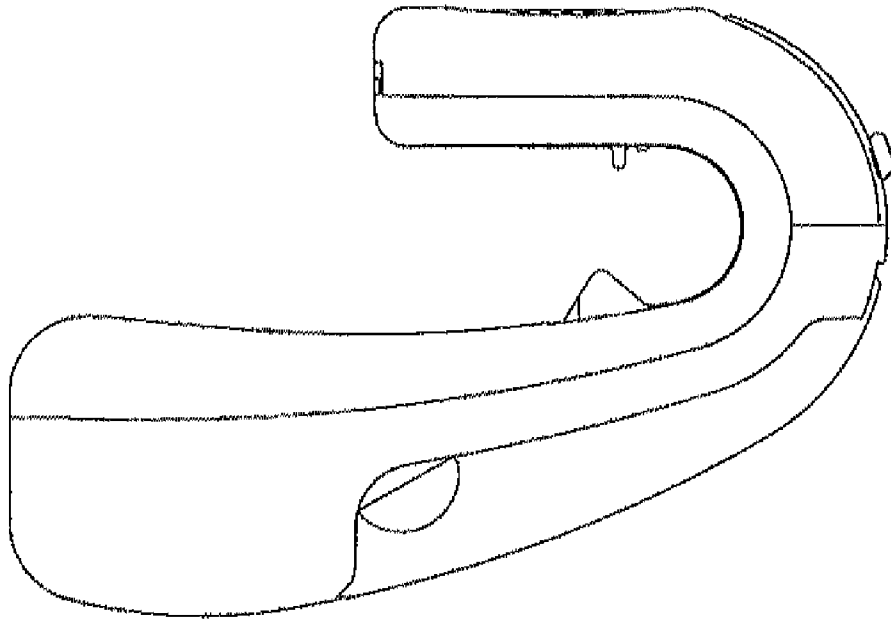


FIG. 15

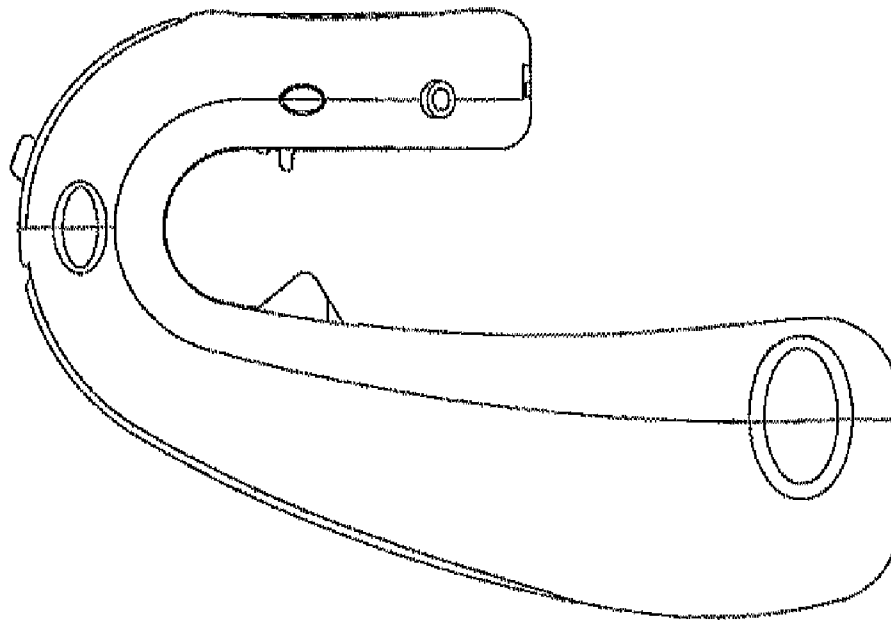


FIG. 16