



(12) **United States Design Patent**
Gamelsky et al.

(10) **Patent No.:** **US D990,671 S**
(45) **Date of Patent:** **** Jun. 27, 2023**

(54) **DOCK FOR A CRYOGENIC DEVICE**
(71) Applicant: **Pacira CryoTech, Inc.**, Parsippany, NJ (US)
(72) Inventors: **Jeffrey N. Gamelsky**, Palo Alto, CA (US); **Pierre-Andre Mugnier**, Moss Beach, CA (US); **Eric T. Johansson**, Dublin, CA (US); **Andrew Huffmaster**, Fremont, CA (US)

D840,929 S * 2/2019 Pennington, Jr. D13/108
D886,991 S * 6/2020 Kindler D8/356
D892,042 S * 8/2020 Hernandez D13/108
D915,275 S * 4/2021 Wersland D13/108
D924,131 S * 7/2021 Kuo D14/434
D947,122 S * 3/2022 Dastmalchi D13/108
D954,988 S * 6/2022 Borowicz D24/227

FOREIGN PATENT DOCUMENTS

EM 008728224-0009 * 10/2021

(73) Assignee: **Pacira CryoTech, Inc.**, Tampa, FL (US)

OTHER PUBLICATIONS

Iovera, Pacira Cryotech, inc, pacira.com, [Post date unknow], [Site seen Jan. 23, 2023], Seen at URL: <https://www.pacira.com/products/iovera> (Year: 2023).*

(**) Term: **15 Years**

* cited by examiner

(21) Appl. No.: **29/780,346**

(22) Filed: **Apr. 23, 2021**

Primary Examiner — Natasha Vujcic
Assistant Examiner — Gilbert B Ford
(74) *Attorney, Agent, or Firm* — Kilpatrick Townsend & Stockton LLP

(51) **LOC (14) Cl.** **24-02**
(52) **U.S. Cl.**

(58) **Field of Classification Search**
USPC **D24/128**; D13/108
USPC D24/128, 231, 232, 227; D13/107, 108, D13/120, 162, 163; D14/432, 433, 434, D14/447
CPC H02J 7/342; H02J 50/00; H02J 15/00
See application file for complete search history.

(57) **CLAIM**

The ornamental design for a dock for a cryogenic device, as shown and described.

(56) **References Cited**

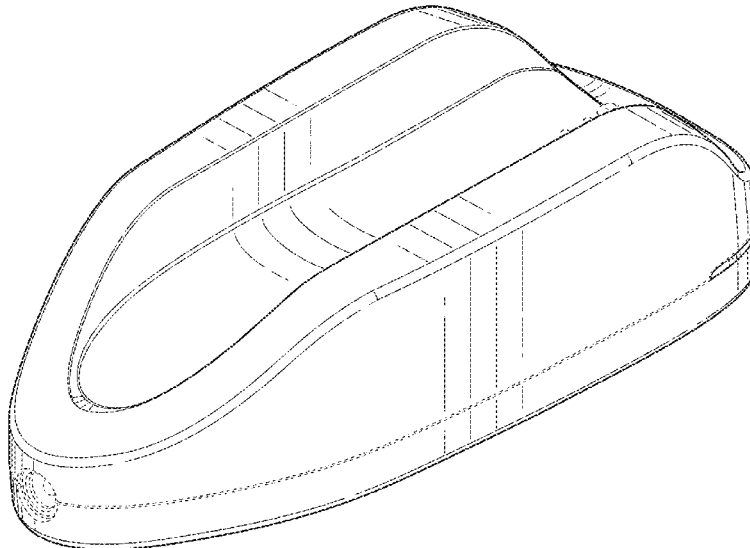
U.S. PATENT DOCUMENTS

D540,327 S * 4/2007 Wong D14/434
D634,271 S * 3/2011 Kessler D13/108
D648,339 S * 11/2011 O'Neil D14/434
D655,293 S * 3/2012 Gioscia D14/434
D702,664 S * 4/2014 Kim D14/434
D702,665 S * 4/2014 Kim D14/434
D703,215 S * 4/2014 Alesi D14/447
D749,209 S * 2/2016 Uhlenkamp D24/128
D765,863 S * 9/2016 Carney D24/169
D779,493 S * 2/2017 Eliyahu D14/434
D829,718 S * 10/2018 Fletcher D14/434

DESCRIPTION

FIG. 1 is an isometric view of a dock for a cryogenic device. FIG. 2 is a back view of the dock of FIG. 1. FIG. 3 is a front view of the dock of FIG. 1. FIG. 4 is a left side view of the dock of FIG. 1. FIG. 5 is a right side view of the dock of FIG. 1. FIG. 6 is a top view of the dock of FIG. 1; and, FIG. 7 is a bottom view of the dock of FIG. 1. The broken lines in the drawings illustrate portions of the dock for a cryogenic device which forms no part of the claimed design.

1 Claim, 7 Drawing Sheets



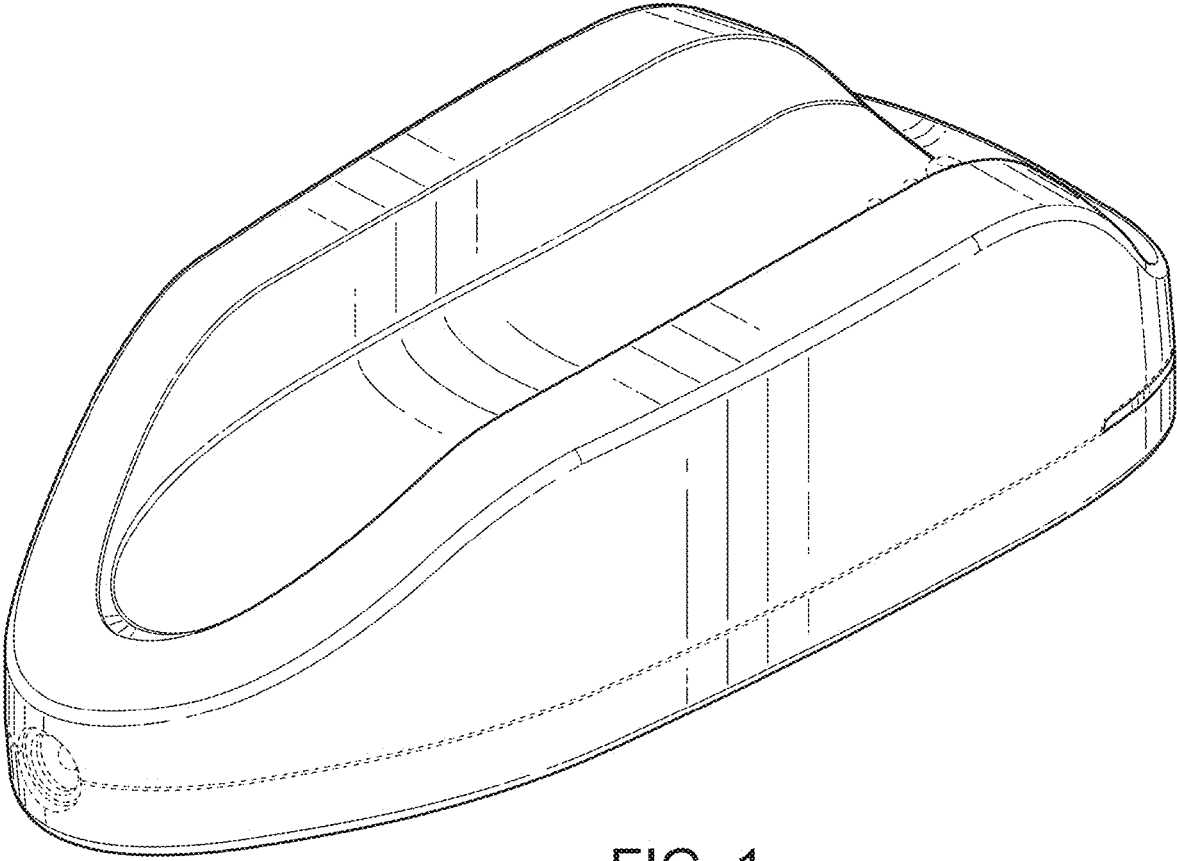


FIG. 1

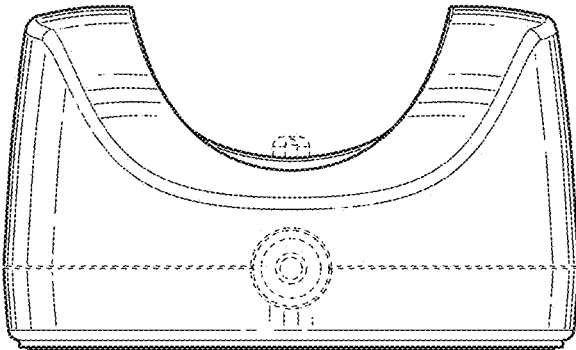


FIG. 2

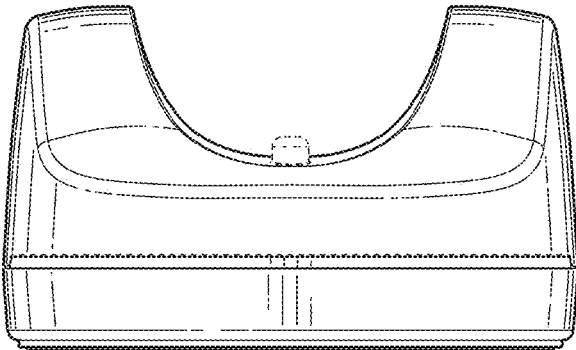


FIG. 3

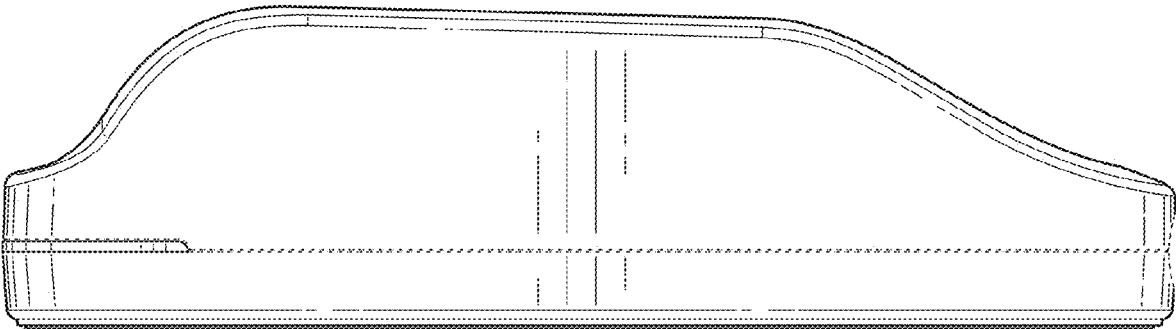


FIG. 4

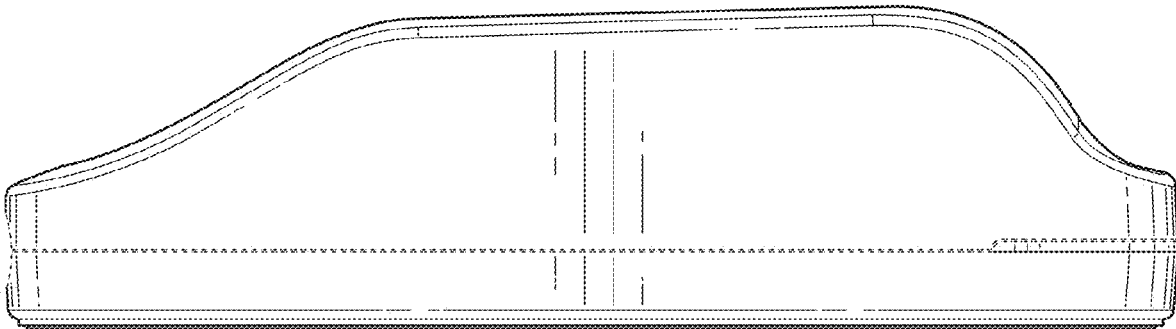


FIG. 5

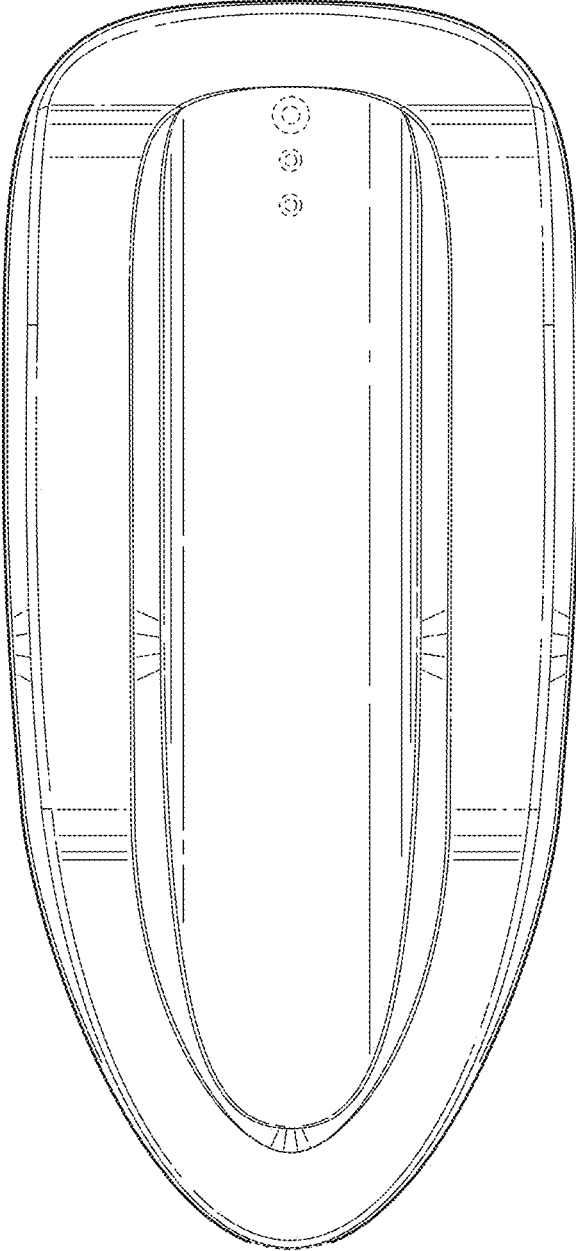


FIG. 6



FIG. 7