



US00D872842S

(12) **United States Design Patent**
Griswold et al.

(10) **Patent No.:** **US D872,842 S**

(45) **Date of Patent:** **** Jan. 14, 2020**

(54) **FILTER SUPPORT**

(71) Applicant: **U.S. Government as Represented by the Secretary of the Army**, Picatinny Arsenal, Dover, NJ (US)

(72) Inventors: **Kimberly A. Griswold**, Flanders, NJ (US); **Scott Waisner**, Vicksburg, MS (US); **Yao Chen**, Brooklyn, NY (US)

(73) Assignee: **The United States Government as Represented by the Secretary of the Army**, Washington, DC (US)

(**) Term: **15 Years**

(21) Appl. No.: **29/640,957**

(22) Filed: **Mar. 19, 2018**

(51) **LOC (12) Cl.** **23-01**

(52) **U.S. Cl.**

USPC **D23/261**; D23/260; D23/209

(58) **Field of Classification Search**

USPC D23/209, 210, 233, 259–263, 266–269

CPC F16L 11/00; F16L 37/252; F16L 41/007;

E03C 1/26; E03C 1/262; E03C 1/28;

E03F 5/04; A61B 5/00; A61M 25/09016

See application file for complete search history.

(56) **References Cited**

U.S. PATENT DOCUMENTS

D353,298 S * 12/1994 Hartpence, Jr. D7/396.2

D422,061 S * 3/2000 Lee D23/261

D481,101 S * 10/2003 Boehrs D23/209

D552,308 S * 10/2007 Farr D30/161

D571,898 S *	6/2008	Gilligan	D23/260
D571,899 S *	6/2008	Gilligan	D23/260
D609,775 S *	2/2010	Zukor	D23/209
D623,728 S *	9/2010	Mjelde	D23/261
D673,245 S *	12/2012	Cooney	D23/260
D673,246 S *	12/2012	Lee	D23/260
D677,368 S *	3/2013	Ho	D23/261
D678,483 S *	3/2013	Barker	D23/261
D691,244 S *	10/2013	Ho	D23/261
D778,411 S *	2/2017	Brown	D23/261
D785,132 S *	4/2017	Jackson	D23/209
D816,434 S *	5/2018	Burns	D7/667
D820,638 S *	6/2018	Chitayat	D7/400
D836,756 S *	12/2018	Myers, II	E03C 1/26
2005/0056593 A1 *	3/2005	Erfan	D23/261
			B01D 46/2418
			210/660

* cited by examiner

Primary Examiner — Manpreet S Matharu

Assistant Examiner — Keith J Wilson

(74) *Attorney, Agent, or Firm* — Lisa H. Wang

(57) **CLAIM**

We claim the ornamental design for a filter support, as shown.

DESCRIPTION

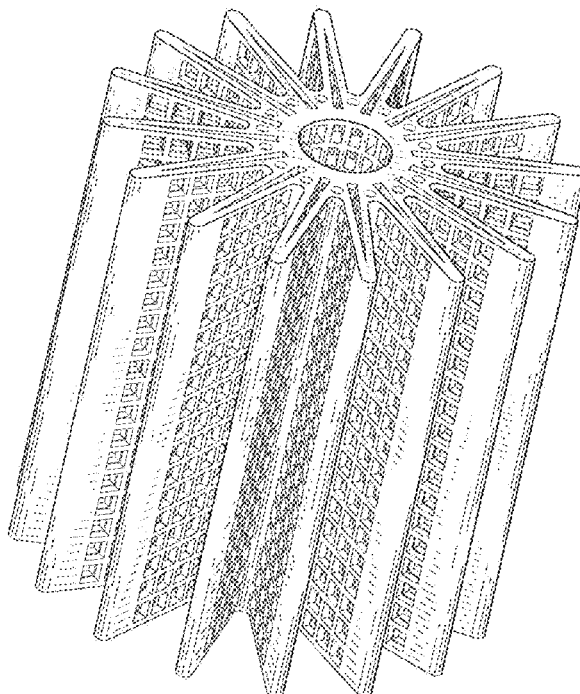
The invention described may be manufactured and used by or for the United States Government for government purposes without payment of any royalties.

FIG. 1 is a top perspective view of the filter support.

FIG. 2 is a front elevational view of filter support of FIG. 1; and,

FIG. 3 is top view of filter support of FIG. 1.

1 Claim, 3 Drawing Sheets



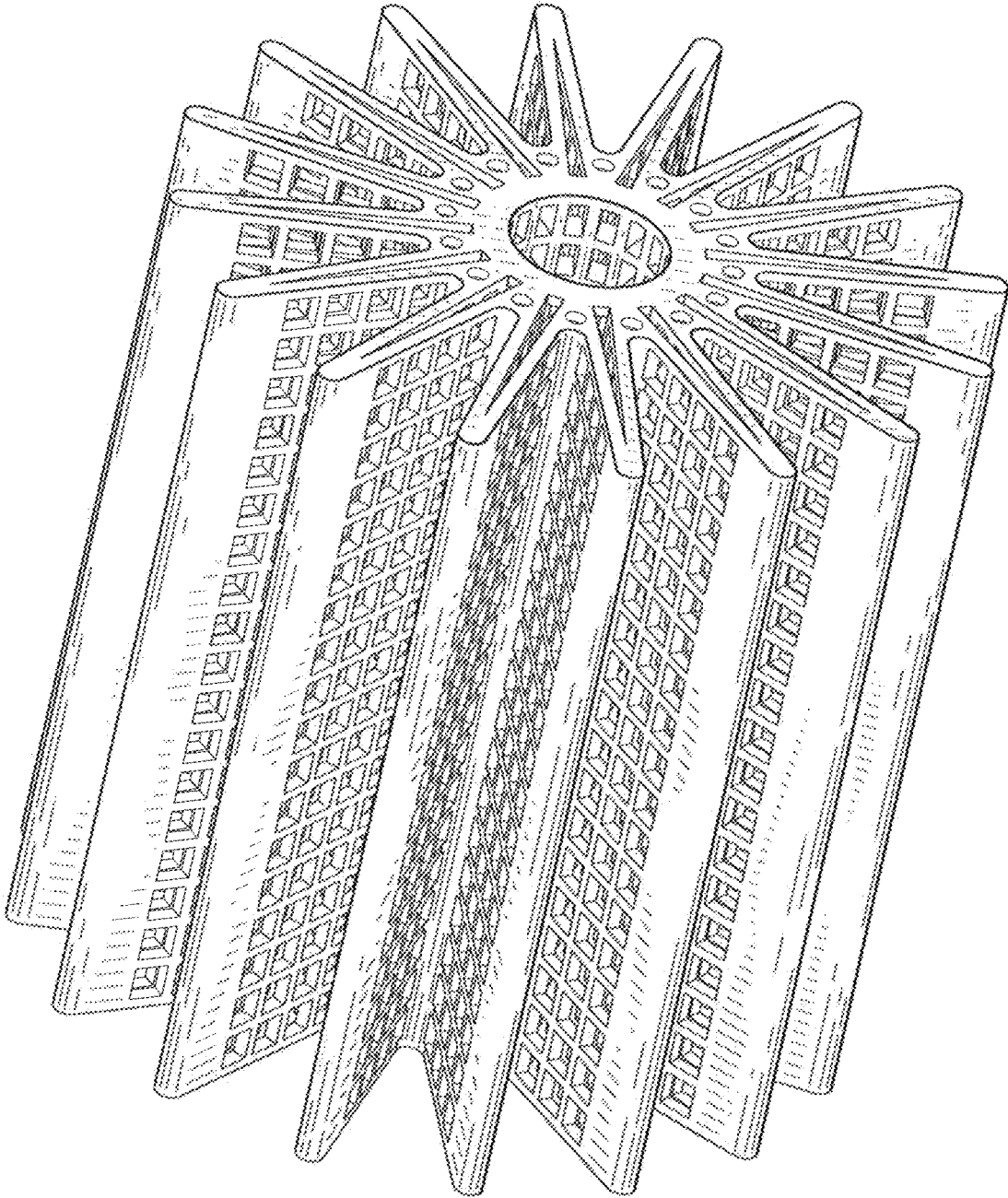


FIG. 1




FIG. 2

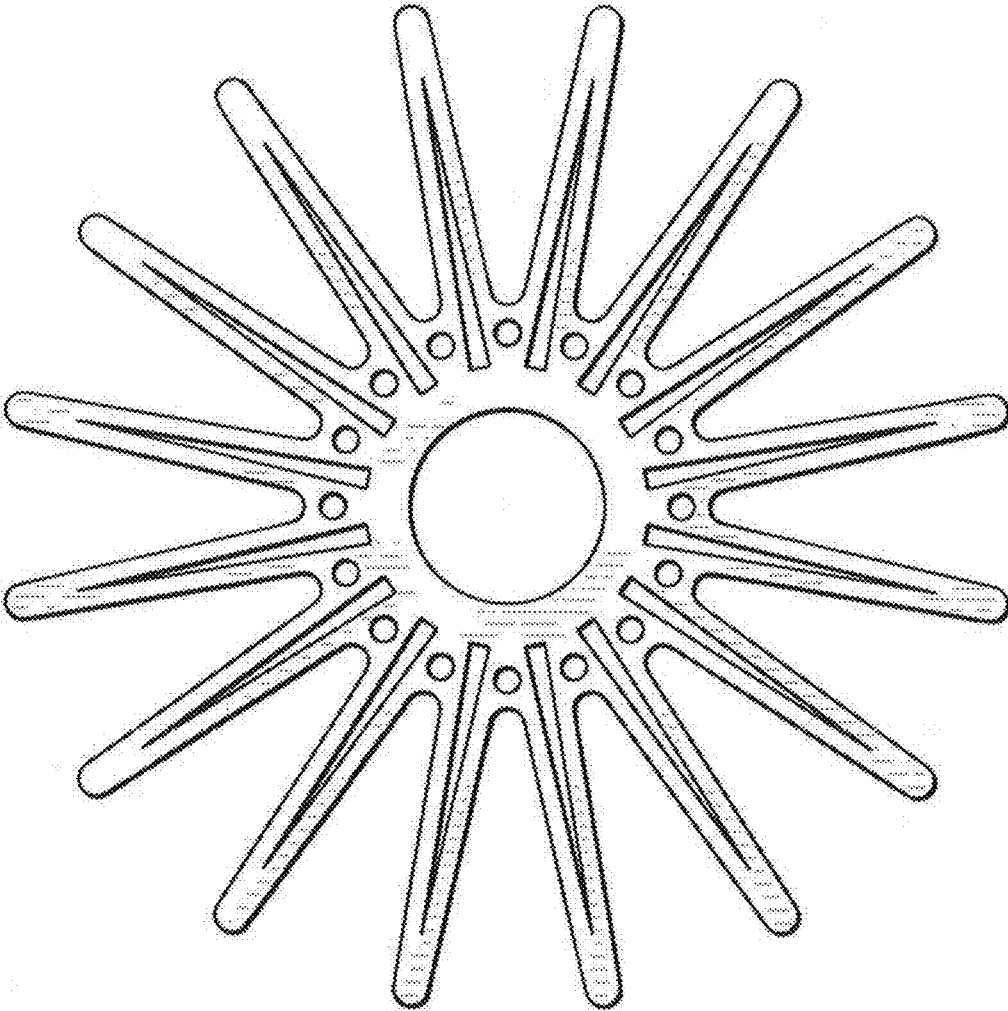


FIG. 3