



US00D942740S

(12) **United States Design Patent** (10) **Patent No.:** **US D942,740 S**
Colyer et al. (45) **Date of Patent:** **** Feb. 8, 2022**

(54) **TEMPERATURE REGULATING GARMENT**

Primary Examiner — Kevin K Rudzinski

(71) Applicant: **ALLEGIANCE CORPORATION**,
Dublin, OH (US)

Assistant Examiner — J. Thorn, Sr.

(74) *Attorney, Agent, or Firm* — Arent Fox LLP

(72) Inventors: **Joel Colyer**, Delaware, OH (US);
Douglas Wolfe, Westerville, OH (US);
Nicole Douglas, Chicago, IL (US)

(57) **CLAIM**

(73) Assignee: **ALLEGIANCE CORPORATION**,
Dublin, OH (US)

The ornamental design for a temperature regulating garment, as shown and described.

(**) Term: **15 Years**

(21) Appl. No.: **29/686,660**

DESCRIPTION

(22) Filed: **Apr. 5, 2019**

(51) **LOC (13) Cl.** **02-02**

(52) **U.S. Cl.**
USPC **D2/750**

(58) **Field of Classification Search**
USPC D2/717, 840, 828–829, 739, 761, 728,
D2/750; D29/101.4; D21/804, 683
CPC .. A41D 3/00; A41D 13/1245; A41D 13/0058;
A45F 4/00
See application file for complete search history.

FIG. 1 is a front perspective view of a first embodiment of a temperature regulating garment; FIG. 2 is a front elevational view thereof; FIG. 3 is rear elevational view thereof; FIG. 4 is a right side view thereof; FIG. 5 is a left side view thereof; FIG. 6 is a top view thereof; FIG. 7 is a bottom view thereof; FIG. 8 is a front perspective view of a second embodiment of a temperature regulating garment; FIG. 9 is a front elevational view thereof; FIG. 10 is rear elevational view thereof; FIG. 11 is a right side view thereof; FIG. 12 is a left side view thereof; FIG. 13 is a top view thereof; FIG. 14 is a bottom view thereof; FIG. 15 is a front perspective view of a third embodiment of a temperature regulating garment; FIG. 16 is a front elevational view thereof; FIG. 17 is rear elevational view thereof; FIG. 18 is a right side view thereof; FIG. 19 is a left side view thereof; FIG. 20 is a top view thereof; and, FIG. 21 is a bottom view thereof. The broken lines in the drawings depict portions of the temperature regulating garment that form no part of the claimed design.

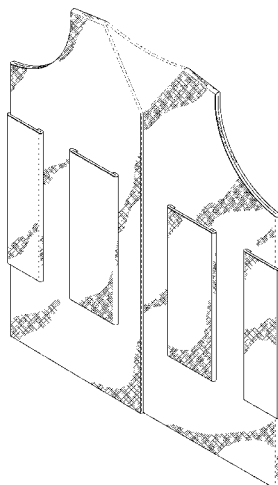
(56) **References Cited**

U.S. PATENT DOCUMENTS

3,720,957	A	3/1973	Patience	
D363,593	S *	10/1995	Murray	D2/828
D368,353	S *	4/1996	McCrudden	D2/717
5,553,323	A	9/1996	Chou et al.	
D390,338	S *	2/1998	Plasco	D2/828
6,931,875	B1 *	8/2005	Allen	A41D 13/0055 62/237
D518,275	S	4/2006	Hurt	
D599,529	S *	9/2009	Simpson	D2/829
D618,884	S	7/2010	Zhu	
D698,529	S	2/2014	Vanneste	
D709,268	S *	7/2014	Kidman	D2/840
9,022,269	B1 *	5/2015	Woodcock	A45F 3/04 224/576
D733,999	S	7/2015	Parker	

(Continued)

1 Claim, 15 Drawing Sheets



(56)

References Cited

U.S. PATENT DOCUMENTS

D738,069	S *	9/2015	Ward	D2/829
D752,318	S	3/2016	Powell	
D762,046	S *	7/2016	Walrich	D2/739
D828,679	S *	9/2018	Bair	D2/840
10,357,068	B2 *	7/2019	Byrne	A41D 13/0058
D872,373	S *	1/2020	Prasad	D29/101.4
D902,337	S *	11/2020	Fornaro	D21/805
D903,982	S *	12/2020	Byrne	A41D 27/201
				D2/829
D913,635	S *	3/2021	Colyer	D2/739
2006/0085888	A1 *	4/2006	Webb	A41D 13/0058
				2/69
2010/0242150	A1 *	9/2010	Trouillot	A41D 13/1245
				2/114
2011/0231981	A1	9/2011	Appel et al.	
2013/0091616	A1	4/2013	Muche et al.	
2013/0104281	A1	5/2013	Mattick	
2016/0135517	A1 *	5/2016	Silverberg	A41D 13/005
				2/93
2017/0079344	A1	3/2017	Nakajima et al.	
2019/0008676	A1 *	1/2019	Kilbey	A41D 13/0056

* cited by examiner

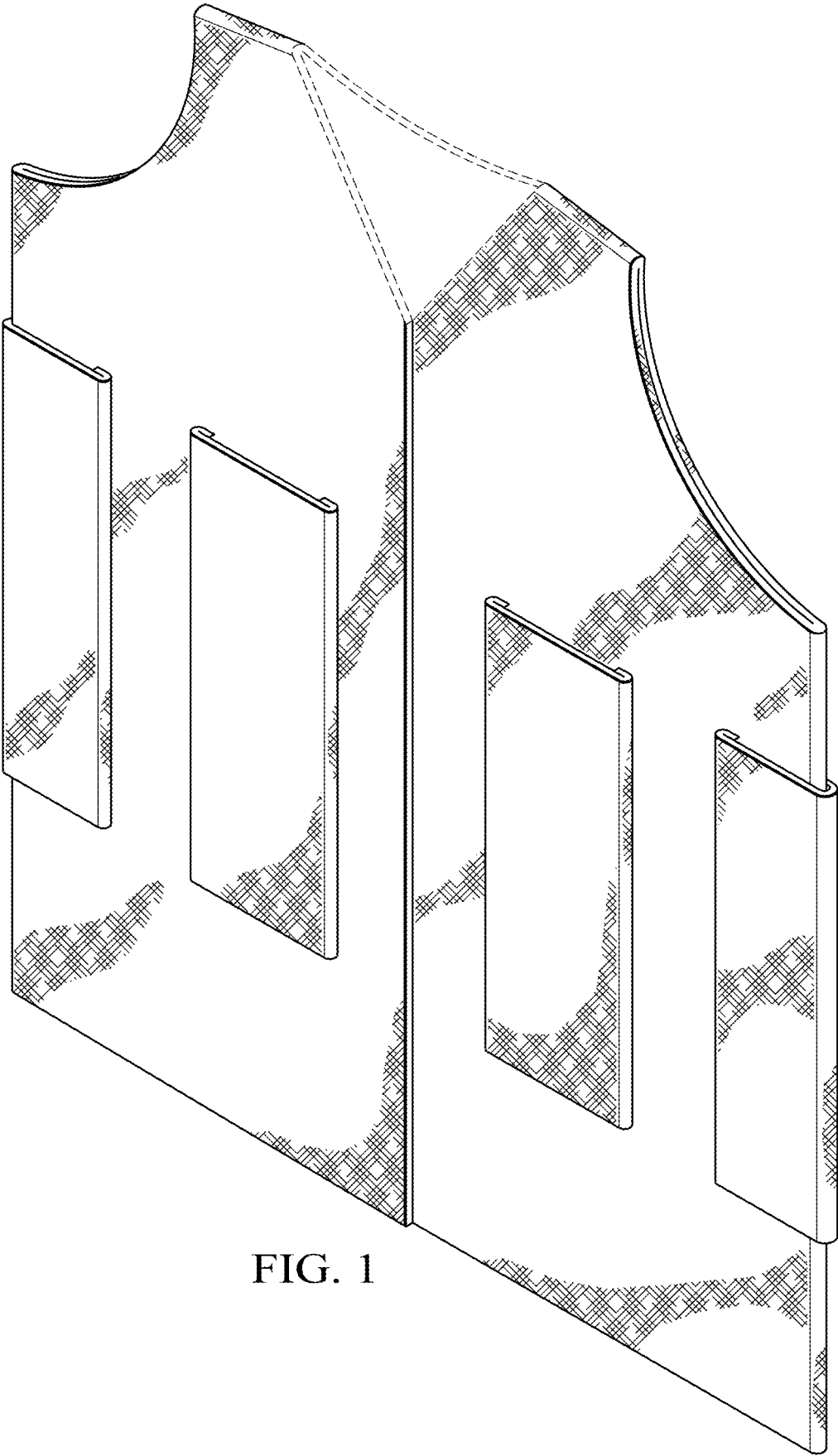


FIG. 1

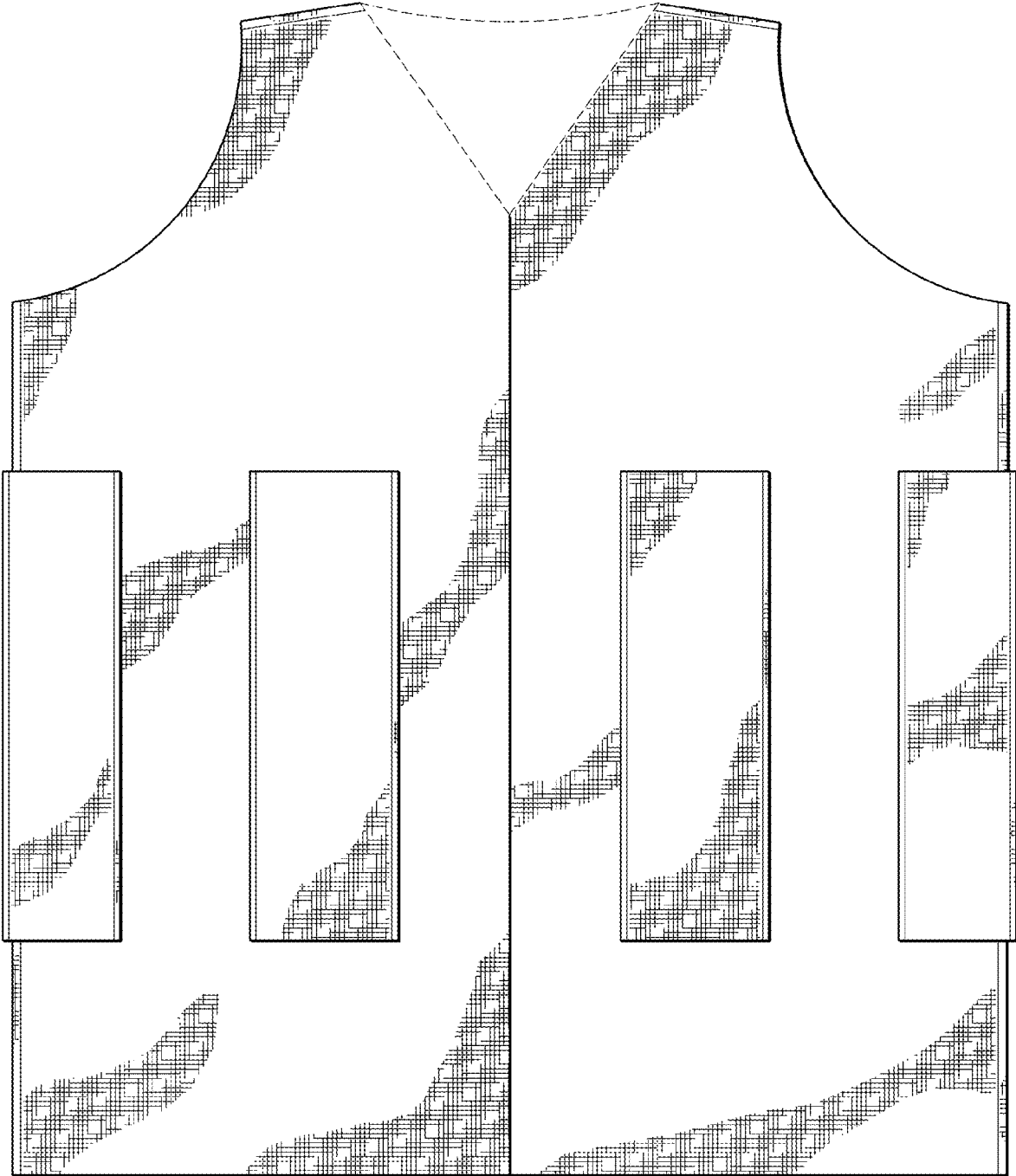


FIG. 2

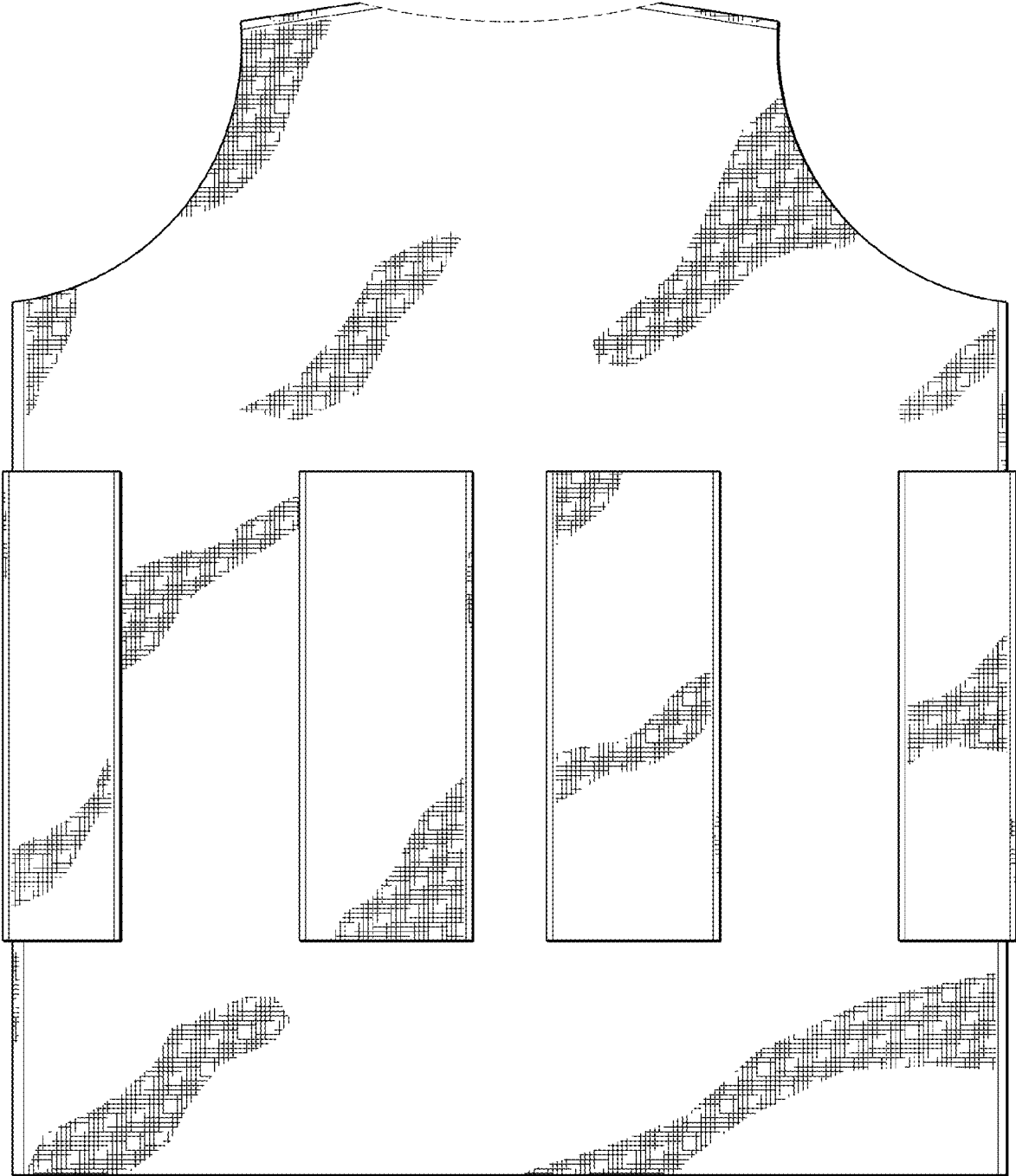


FIG. 3

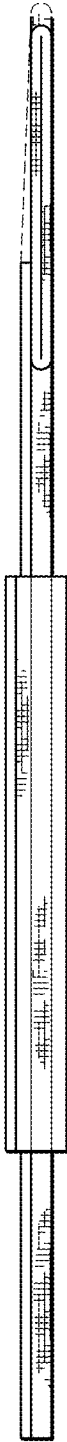


FIG. 4

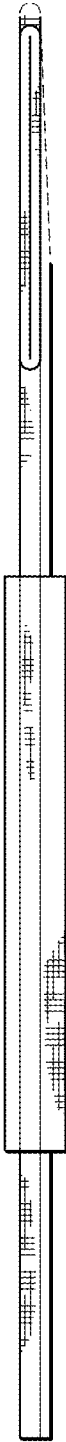


FIG. 5

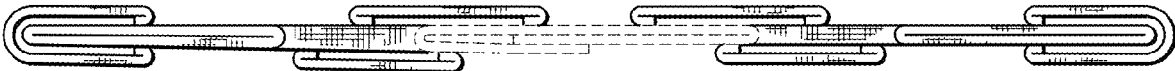


FIG. 6

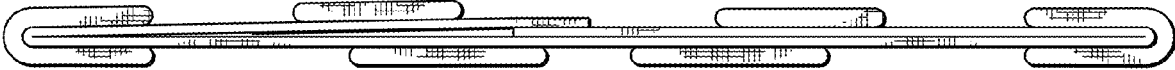


FIG. 7




FIG. 8

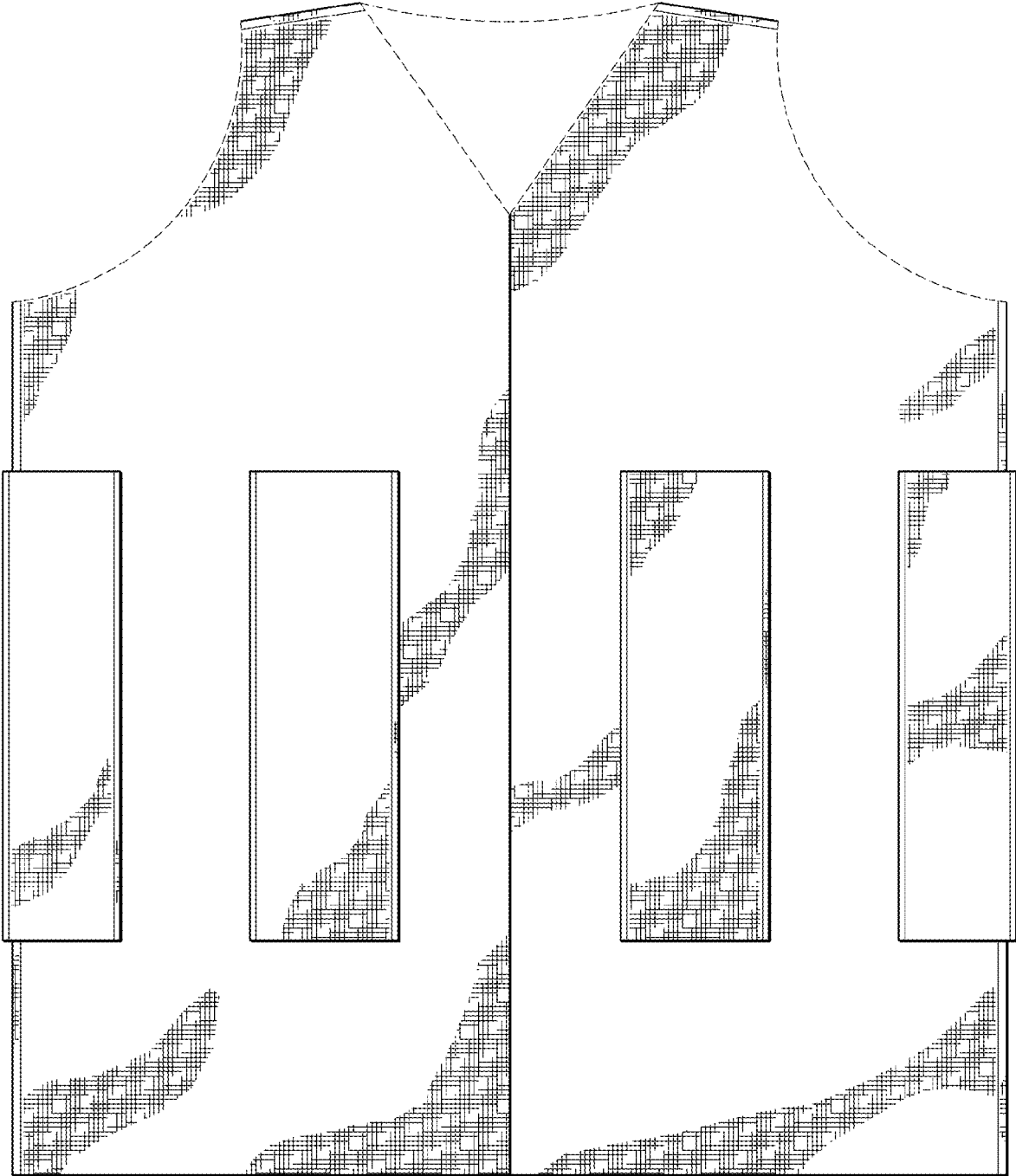


FIG. 9

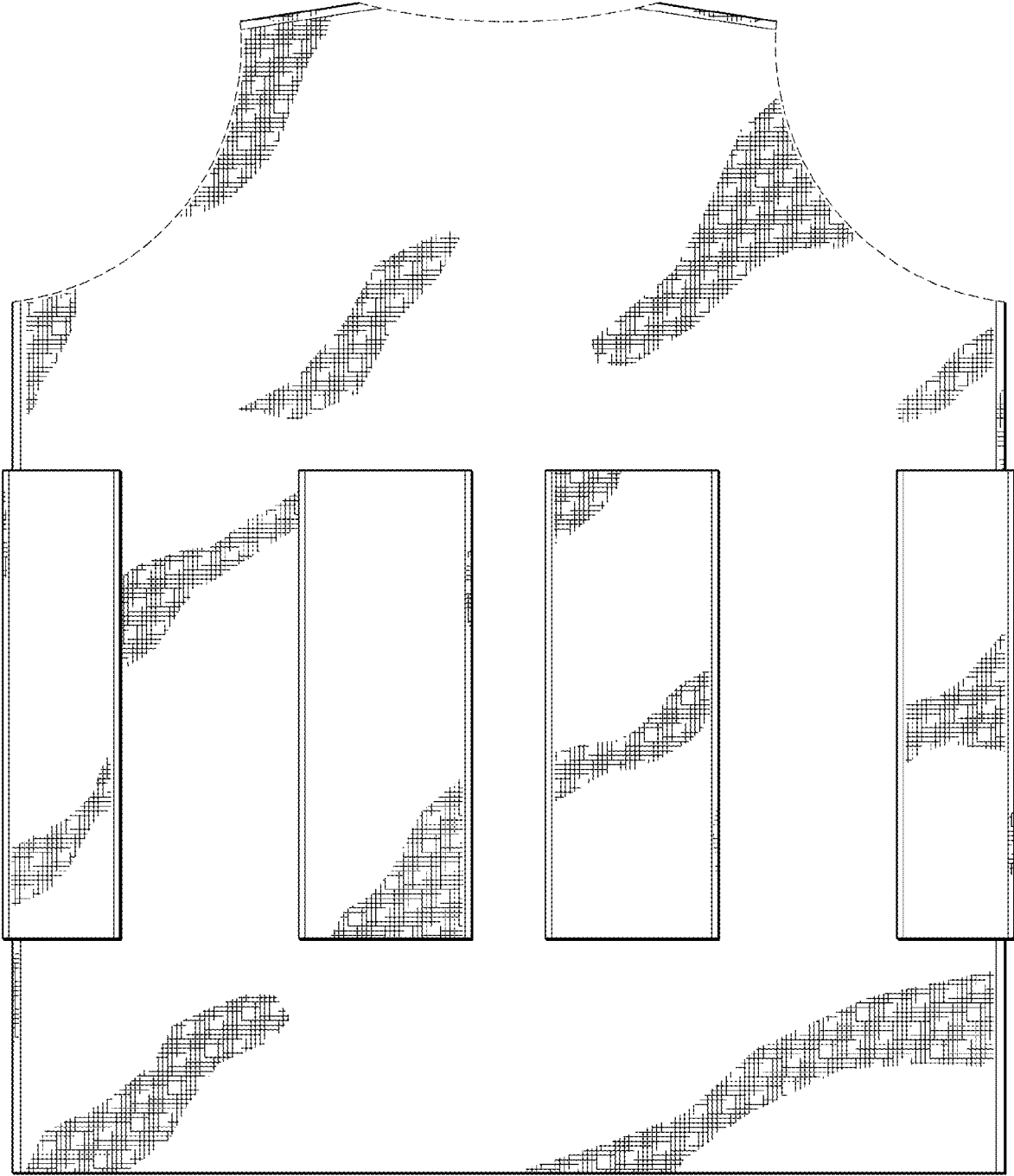


FIG. 10

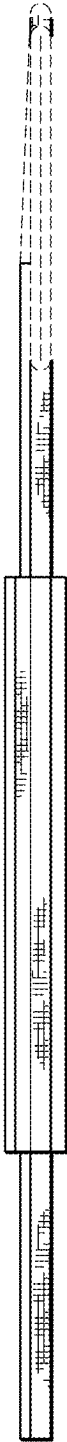


FIG. 11

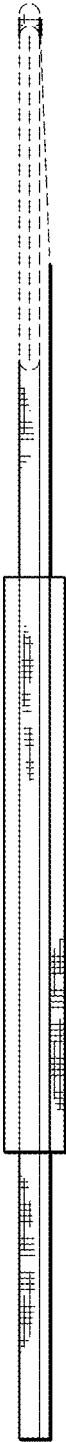


FIG. 12

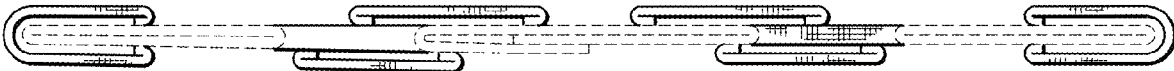


FIG. 13

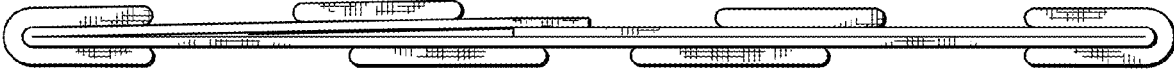


FIG. 14

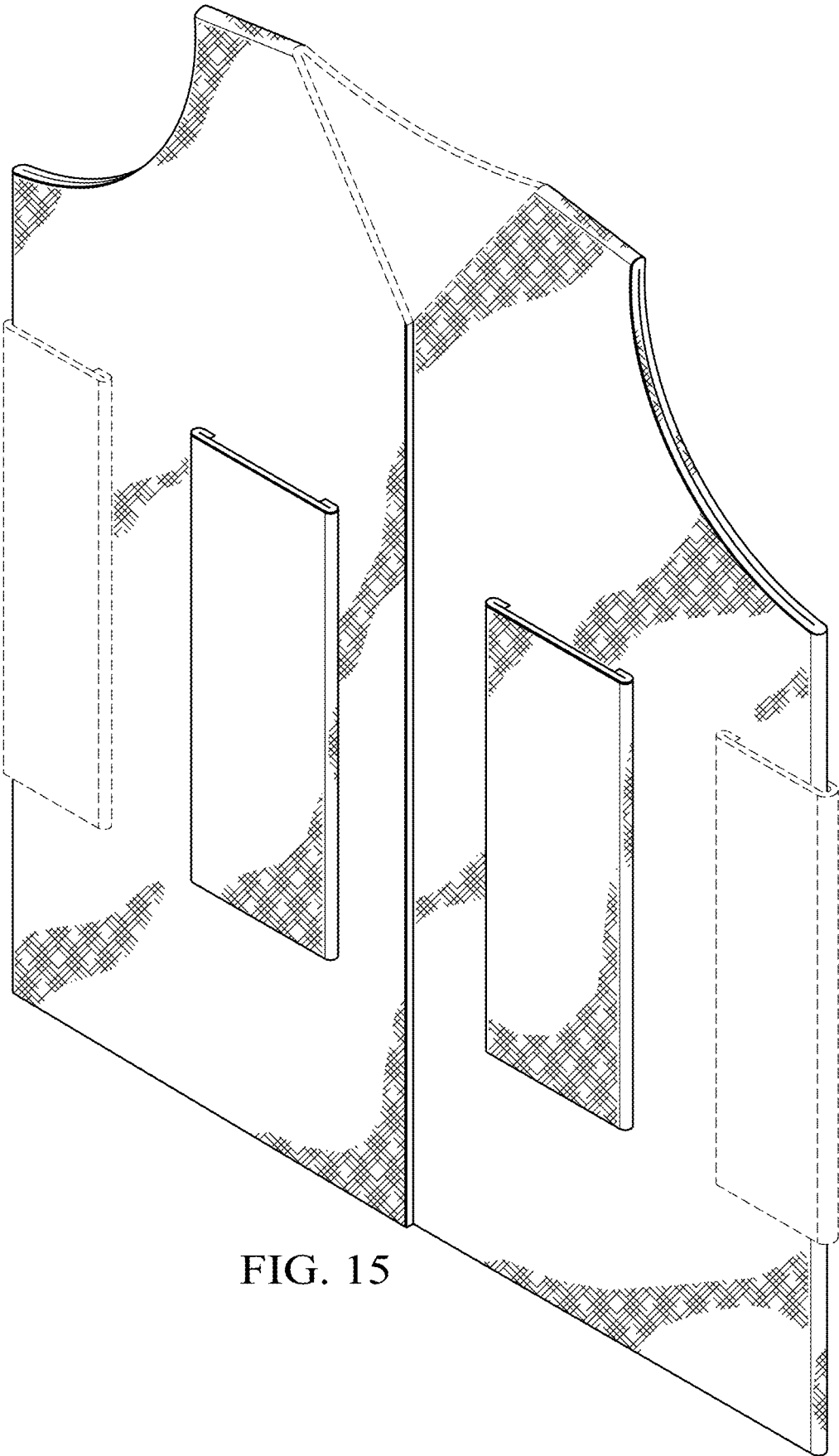


FIG. 15

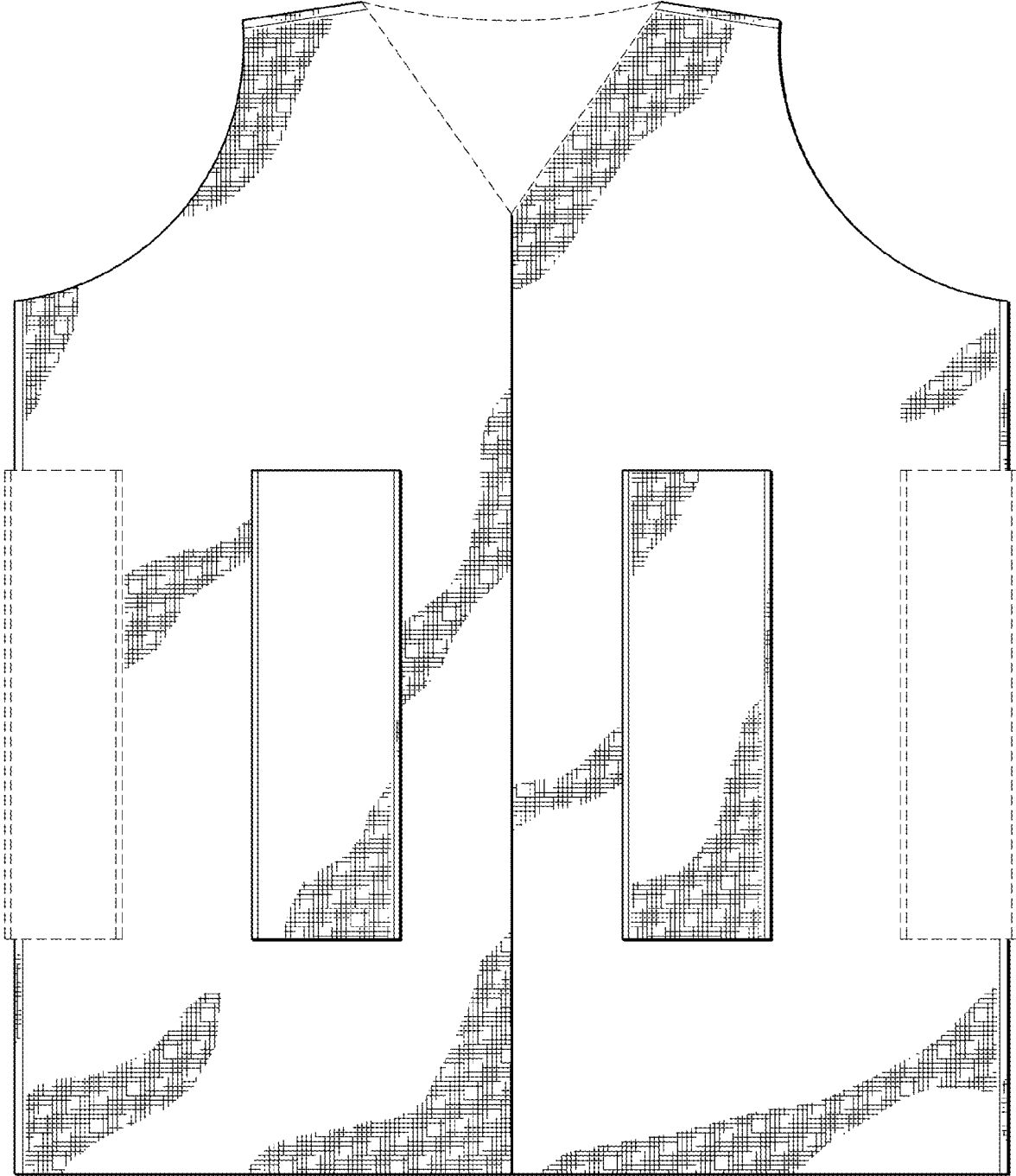


FIG. 16

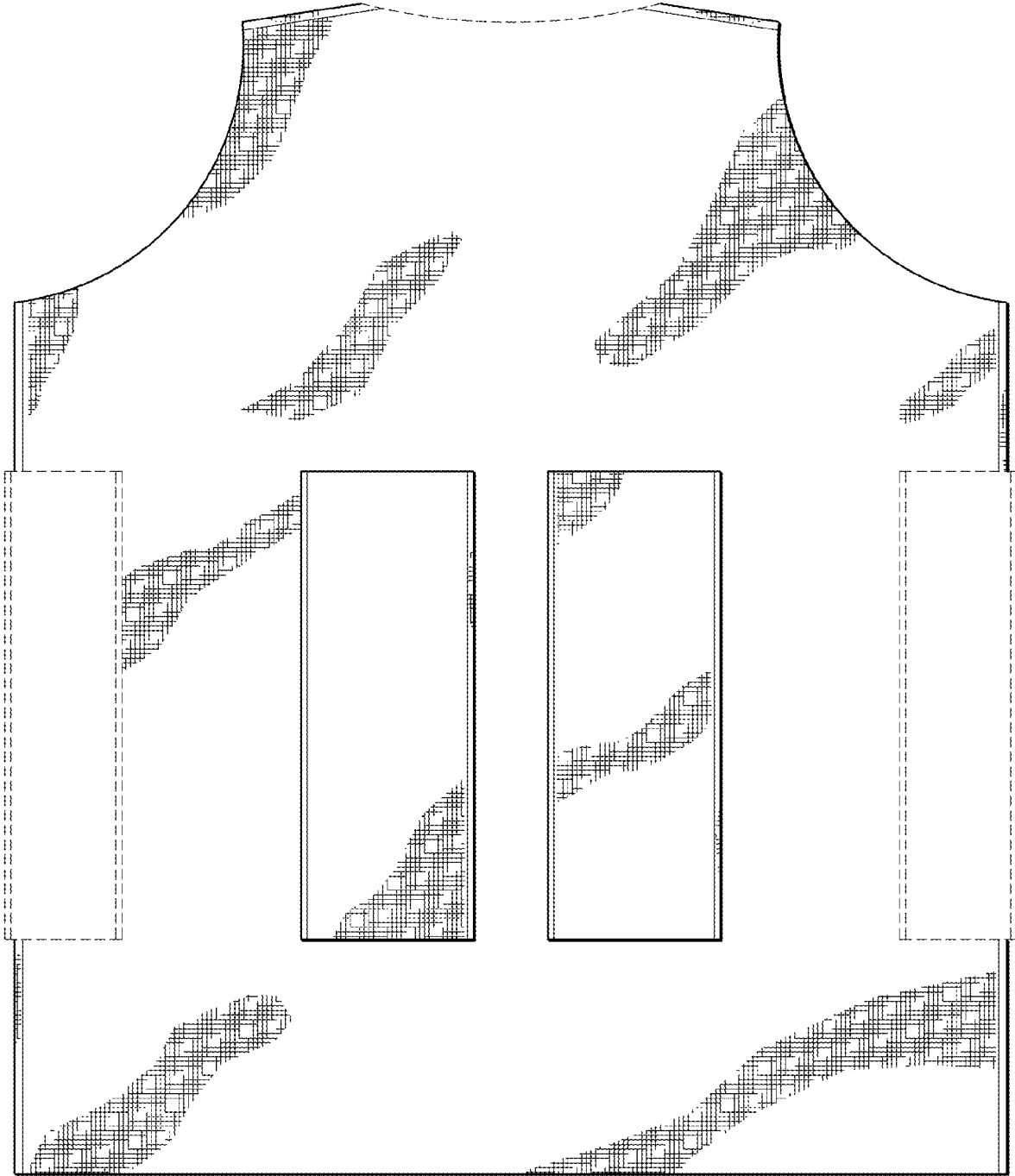


FIG. 17




FIG. 18




FIG. 19




FIG. 20



FIG. 21